

# Around A Pound

## TANDRAGEE 100

Friday 21<sup>st</sup> & Saturday 22<sup>nd</sup> April 2017

promoted by North Armagh MC & CC  
[www.tandragee100.co.uk](http://www.tandragee100.co.uk)



**2&4**  
WHEEL MOTORSPORT  
STEERING GROUP LTD

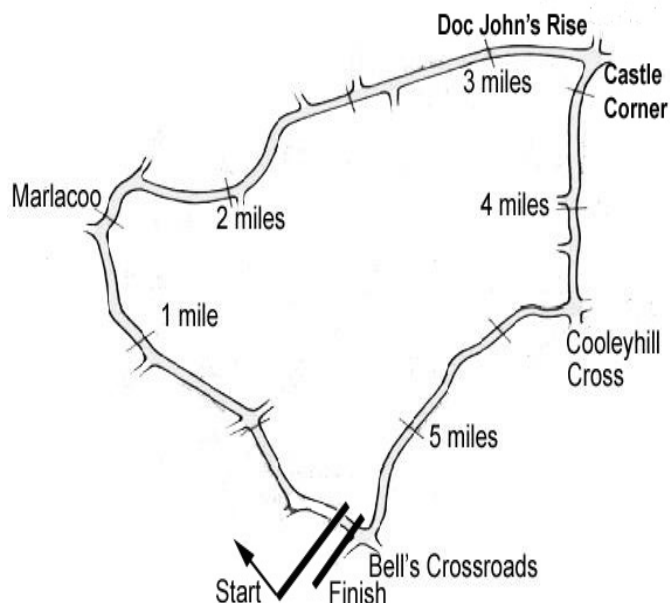


Armagh City  
Banbridge  
& Craigavon  
Borough Council



tourism  
northernireland

# Tandragee Circuit 5.34375 miles



## LAP RECORDS

Class	Rider	Machine	m s	mph	Year
125cc	Robert Dunlop	Honda	3 19.38	96.487	1999
Moto 3	to be established				
250cc	Phillip McCallen	Honda	3 10.0	101.25	1991
Lightweight Supersport	Michael Sweeney	Yamaha 400	3 18.250	97.037	2016
Supertwin	Ryan Farquhar	Kawasaki	3 05.522	103.694	2016
Supersport	Michael Dunlop	Yamaha	2 57.522	108.367	2011
Superbike	Michael Dunlop	Kawasaki	2 56.012	109.297	2011
Senior Support	Joe Newbould	Kawasaki 600	3 08.944	101.816	2016
Junior Support	Derek Costello	Kawasaki 650	3 20.827	95.791	2014
Classic 1000cc	Stewart Parkhill	BSA 750	3 29.69	91.74	1996
Classic 500cc	Bob Jackson	Norton	3 27.03	92.921	1998
Classic 350cc	Colin Rodgers	Honda	3 38.59	88.007	1999
Classic 250cc	Gary Long	Suzuki	3 42.23	86.566	1997
Forgotten Era	Anthony McColgan	Bimota 750	3 26.882	92.988	2016

## MOST WINS at TANDRAGEE 100

Ryan Farquhar	20	1996-16	(450-5, STWN-4, SSP-2, SBK-6, SJUN-1, C500-2)
Joey Dunlop	18	1971-00	(125-3, 200 HC-1, 250-2, 350-3, 500-1, SSP-1, SBK-7)
Brian Reid	14	1980-94	(125-1, 250-3, 350-4, 500-1, SSP-3, SBK-2)
Michael Dunlop	11	2006-13	(125-1, 250-2, SSP-3, SBK-4, SJUN-1)
Ray McCullough	10	1971-82	(250-7, 350-2, 500-1)
Phillip McCallen	9	1988-99	(125-1, 250-3, SSP-1, SBK-4)
William Dunlop	9	2008-16	(125-1, 250-4, SSP-3, SBK-1)
Sam McClements	8	1981-89	(SBK-5, C500-3)
Robert Dunlop	7	1985-06	(125-7)

## MOST WINS AT ALL IRISH ROAD RACE MEETINGS (after Armoy 2016)

Ryan Farquhar	211	1995-16
Joey Dunlop	156	1971-00
Robert Dunlop	135	1980-08
William Dunlop	118	2005-16
Ray McCullough	109	1960-82
Phillip McCallen	109	1987-99
Michael Dunlop	97	2006-16
Brian Reid	78	1980-94
Darran Lindsay	74	1999-06
James Courtney	66	1992-99

# AROUND A POUND TANDRAGEE 100

## JUNIOR SUPPORT

### Qualifying

Friday, 21 April 2017




Pos	Class	No	Name	Machine / Sponsor	----- Best Lap -----			On	Laps
					Time	Behind	Speed		
<b>Qualifying Classification</b>									
1	SJUN	27	Joseph LOUGHLIN	Kawasaki 650 - G2-Tech	3:19.325		96.513	5	5
2	SJUN	79	Michael BROWNE	Suzuki 650	3:20.990	1.665	95.714	5	5
3	SJUN	92	Jamie WILLIAMS	Kawasaki 650 - McKinsty Racing	3:24.740	5.415	93.961	4	6
4	SJUN	34	Andrew McMULLAN	Kawasaki 650	3:27.728	8.403	92.609	4	5
5	SJUN	124	Thomas WHITMORE	Suzuki 650	3:29.816	10.491	91.687	5	5
6	SJUN	316	Stephen MORRISON	Kawasaki 400 - NAB Racing	3:31.002	11.677	91.172	5	5
7	SJUN	75	Oisin WATSON	Suzuki 650	3:31.055	11.730	91.149	5	5
8	SJUN	15	R J WOOLSEY	Kawasaki 650	3:32.960	13.635	90.334	4	5
9	SJUN	83	Andy McALLISTER	Kawasaki 400 - Mac Racing	3:33.008	13.683	90.314	4	5
10	SJUN	161	Jason CASH	Suzuki 650	3:33.266	13.941	90.204	5	5
11	SJUN	81	Vic ALLAN	Yamaha 250	3:34.387	15.062	89.733	5	5
12	SJUN	134	Tony LEACH	Kawasaki 650	3:35.791	16.466	89.149	5	5
13	SJUN	37	Thomas MOLLOY	Suzuki 650 - Gem Workshop	3:36.178	16.853	88.989	5	5
14	SJUN	42	Brian LOUGHLIN	Suzuki 650 - G2-Tech	3:37.240	17.915	88.554	4	5
15	SJUN	74	Jamie O'BRIEN	Yamaha 250	3:37.671	18.346	88.379	5	5
16	SJUN	191	Lee BASS	Suzuki 650	3:39.132	19.807	87.790	5	5
17	SJUN	11	John CAHILL	Suzuki 650	3:40.358	21.033	87.301	5	5
18	SJUN	777	Shaun WYNNE	Kawasaki 650 - SMW Racing	3:40.998	21.673	87.048	5	5
19	SJUN	4	Liam CHAWKE	Kawasaki 650	3:41.773	22.448	86.744	3	5
20	SJUN	8	Darryl ANDERSON	Suzuki 650 - DK Racing	3:42.150	22.825	86.597	5	5
21	SJUN	87	Ian SIMPSON	Kawasaki 400	3:42.957	23.632	86.283	2	4
22	SJUN	118	Tommy HEAPHY	Suzuki 650 - Ballyneal Stone Masons	3:44.842	25.517	85.560	5	5
23	SJUN	72	Ben MULLANE	Suzuki 650 - Puzzles Racing	3:44.976	25.651	85.509	5	5
24	SJUN	6	Alan JOHNSTON		3:45.792	26.467	85.200	4	5
25	SJUN	38	Ken RUDDY	Kawasaki 400	3:46.847	27.522	84.804	5	5
26	SJUN	381	Derek WILKIE	Kawasaki 400	3:47.525	28.200	84.551	4	5
27	SJUN	187	Trevor MATTHEWSON	Kawasaki 650 - Strangford Holiday Park	3:48.602	29.277	84.153	4	5
28	SJUN	96	Stephen CARR	Kawasaki 400	3:54.817	35.492	81.925	4	5
29	SJUN	30	David GRAHAM	Suzuki 650 - Patch Racing	3:55.688	36.363	81.623	3	4
30	SJUN	107	David MURPHY	Honda 400	3:55.760	36.435	81.598	2	2
31	SJUN	133	Colin McDOUGALL	Yamaha 250	3:57.744	38.419	80.917	4	4
32	SJUN	105	Darren DUNCAN	Suzuki 400	3:59.289	39.964	80.394	5	5
33	SJUN	41	Michael NAGLE	Kawasaki 650 - DF Racing	4:47.338	1:28.013	66.951	1	1
34	SJUN	18	Malcolm LOVE	Honda 250	5:11.068	1:51.743	61.843	1	1

Nos 30 & 107 - Transponders not detected

Provisional result to be confirmed by the Stewards of the Meeting subject to completion of technical inspections & the time limit for protests

Page 1 / 1

Circuit	<b>Tandragee</b>	Signed		Organising Club	<b>North Armagh MC&amp;CC</b>
Length(miles)	<b>5.3438</b>	Lap 1 (5.2368)	Chief Timekeeper	Qualifying Started	<b>16:23</b>
Weather	<b>Cloudy</b>	Issued At:	17:23		
Track	<b>Dry</b>				



# AROUND A POUND TANDRAGEE 100

## JUNIOR SUPPORT

### Qualifying

Friday, 21 April 2017

## DETAILED RESULT



### Qualifying Classification

Position

#### **1** 27 Joseph LOUGHLIN

SJUN			Behind		
Best Time	<b>3:19.325</b>	Best Speed	<b>96.513</b>	On	<b>5</b> Gp
Lap	Elapsed Time	Lap Time	Lap Speed		
1	4:34.714	4:34.714	68.625		
2	8:02.128	3:27.414	92.749		
3	11:23.303	3:21.175	95.626		
4	14:44.056	3:20.753	95.827		
5	18:03.381	3:19.325	96.513		

#### **2** 79 Michael BROWNE

SJUN			Behind		<b>1.665</b>
Best Time	<b>3:20.990</b>	Best Speed	<b>95.714</b>	On	<b>5</b> Gp
Lap	Elapsed Time	Lap Time	Lap Speed		
1	4:25.302	4:25.302	71.060		
2	7:51.353	3:26.051	93.363		
3	11:18.880	3:27.527	92.699		
4	14:40.527	3:21.647	95.402		
5	18:01.517	3:20.990	95.714		

#### **3** 92 Jamie WILLIAMS

SJUN			Behind		<b>5.415</b>
Best Time	<b>3:24.740</b>	Best Speed	<b>93.961</b>	On	<b>4</b> Gp
Lap	Elapsed Time	Lap Time	Lap Speed		
1	4:00.742	4:00.742	78.309		
2	7:30.914	3:30.172	91.532		
3	10:59.379	3:28.465	92.282		
4	14:24.119	3:24.740	93.961		
5	17:52.386	3:28.267	92.369		
6	21:20.240	3:27.854	92.553		

#### **4** 34 Andrew McMULLAN

SJUN			Behind		<b>8.403</b>
Best Time	<b>3:27.728</b>	Best Speed	<b>92.609</b>	On	<b>4</b> Gp
Lap	Elapsed Time	Lap Time	Lap Speed		
1	4:16.806	4:16.806	73.411		
2	7:51.127	3:34.321	89.760		
3	11:22.048	3:30.921	91.207		
4	14:49.776	3:27.728	92.609		
5	18:19.575	3:29.799	91.695		

### Qualifying Classification

Position

#### **5** 124 Thomas WHITMORE

SJUN			Behind		<b>10.491</b>
Best Time	<b>3:29.816</b>	Best Speed	<b>91.687</b>	On	<b>5</b> Gp
Lap	Elapsed Time	Lap Time	Lap Speed		
1	4:06.924	4:06.924	76.349		
2	7:50.915	3:43.991	85.885		
3	11:25.008	3:34.093	89.856		
4	14:59.208	3:34.200	89.811		
5	18:29.024	3:29.816	91.687		

#### **6** 316 Stephen MORRISON

SJUN			Behind		<b>11.677</b>
Best Time	<b>3:31.002</b>	Best Speed	<b>91.172</b>	On	<b>5</b> Gp
Lap	Elapsed Time	Lap Time	Lap Speed		
1	3:46.935	3:46.935	83.074		
2	7:27.132	3:40.197	87.365		
3	11:00.752	3:33.620	90.055		
4	14:35.177	3:34.425	89.717		
5	18:06.179	3:31.002	91.172		

#### **7** 75 Oisin WATSON

SJUN			Behind		<b>11.730</b>
Best Time	<b>3:31.055</b>	Best Speed	<b>91.149</b>	On	<b>5</b> Gp
Lap	Elapsed Time	Lap Time	Lap Speed		
1	4:13.145	4:13.145	74.472		
2	7:51.821	3:38.676	87.973		
3	11:26.435	3:34.614	89.638		
4	14:58.769	3:32.334	90.600		
5	18:29.824	3:31.055	91.149		

#### **8** 15 R J WOOLSEY

SJUN			Behind		<b>13.635</b>
Best Time	<b>3:32.960</b>	Best Speed	<b>90.334</b>	On	<b>4</b> Gp
Lap	Elapsed Time	Lap Time	Lap Speed		
1	3:40.795	3:40.795	85.384		
2	7:17.447	3:36.652	88.794		
3	10:50.815	3:33.368	90.161		
4	14:23.775	3:32.960	90.334		
5	17:57.999	3:34.224	89.801		

# AROUND A POUND TANDRAGEE 100

## JUNIOR SUPPORT

### Qualifying

Friday, 21 April 2017

## DETAILED RESULT



### Qualifying Classification

Position

#### **9** 83 Andy McALLISTER

SJUN Behind 13.683

Best Time 3:33.008 Best Speed 90.314 On 4 Gp

Lap	Elapsed Time	Lap Time	Lap Speed
1	4:34.528	4:34.528	68.672
2	8:19.683	3:45.155	85.441
3	11:59.832	3:40.149	87.384
4	15:32.840	3:33.008	90.314
5	19:08.964	3:36.124	89.011

### Qualifying Classification

Position

#### **13** 37 Thomas MOLLOY

SJUN Behind 16.853

Best Time 3:36.178 Best Speed 88.989 On 5 Gp

Lap	Elapsed Time	Lap Time	Lap Speed
1	4:32.102	4:32.102	69.284
2	8:18.208	3:46.106	85.082
3	12:00.693	3:42.485	86.467
4	15:42.981	3:42.288	86.543
5	19:19.159	3:36.178	88.989

#### **10** 161 Jason CASH

SJUN Behind 13.941

Best Time 3:33.266 Best Speed 90.204 On 5 Gp

Lap	Elapsed Time	Lap Time	Lap Speed
1	3:53.995	3:53.995	80.567
2	7:33.195	3:39.200	87.762
3	11:13.287	3:40.092	87.407
4	14:49.462	3:36.175	88.990
5	18:22.728	3:33.266	90.204

#### **14** 42 Brian LOUGHLIN

SJUN Behind 17.915

Best Time 3:37.240 Best Speed 88.554 On 4 Gp

Lap	Elapsed Time	Lap Time	Lap Speed
1	4:46.897	4:46.897	65.711
2	8:30.774	3:43.877	85.929
3	12:14.126	3:43.352	86.131
4	15:51.366	3:37.240	88.554
5	19:29.978	3:38.612	87.998

#### **11** 81 Vic ALLAN

SJUN Behind 15.062

Best Time 3:34.387 Best Speed 89.733 On 5 Gp

Lap	Elapsed Time	Lap Time	Lap Speed
1	4:07.428	4:07.428	76.193
2	7:52.928	3:45.500	85.310
3	11:33.847	3:40.919	87.079
4	15:11.437	3:37.590	88.412
5	18:45.824	3:34.387	89.733

#### **15** 74 Jamie O'BRIEN

SJUN Behind 18.346

Best Time 3:37.671 Best Speed 88.379 On 5 Gp

Lap	Elapsed Time	Lap Time	Lap Speed
1	4:28.599	4:28.599	70.188
2	8:19.313	3:50.714	83.382
3	12:01.477	3:42.164	86.591
4	15:43.992	3:42.515	86.455
5	19:21.663	3:37.671	88.379

#### **12** 134 Tony LEACH

SJUN Behind 16.466

Best Time 3:35.791 Best Speed 89.149 On 5 Gp

Lap	Elapsed Time	Lap Time	Lap Speed
1	4:44.869	4:44.869	66.179
2	8:27.025	3:42.156	86.595
3	12:04.850	3:37.825	88.316
4	15:44.189	3:39.339	87.707
5	19:19.980	3:35.791	89.149

#### **16** 191 Lee BASS

SJUN Behind 19.807

Best Time 3:39.132 Best Speed 87.790 On 5 Gp

Lap	Elapsed Time	Lap Time	Lap Speed
1	4:27.651	4:27.651	70.436
2	8:11.708	3:44.057	85.860
3	11:53.539	3:41.831	86.721
4	15:33.780	3:40.241	87.347
5	19:12.912	3:39.132	87.790

# AROUND A POUND TANDRAGEE 100

## JUNIOR SUPPORT

### Qualifying

Friday, 21 April 2017

## DETAILED RESULT



### Qualifying Classification

Position

#### 17 11 John CAHILL

SJUN Behind 21.033

Best Time 3:40.358 Best Speed 87.301 On 5 Gp

Lap	Elapsed Time	Lap Time	Lap Speed
1	5:14.838	5:14.838	59.879
2	9:04.259	3:49.421	83.852
3	12:47.188	3:42.929	86.294
4	16:28.636	3:41.448	86.871
5	20:08.994	3:40.358	87.301

#### 18 777 Shaun WYNNE

SJUN Behind 21.673

Best Time 3:40.998 Best Speed 87.048 On 5 Gp

Lap	Elapsed Time	Lap Time	Lap Speed
1	4:02.633	4:02.633	77.699
2	7:52.300	3:49.667	83.763
3	11:38.538	3:46.238	85.032
4	15:20.959	3:42.421	86.491
5	19:01.957	3:40.998	87.048

#### 19 4 Liam CHAWKE

SJUN Behind 22.448

Best Time 3:41.773 Best Speed 86.744 On 3 Gp

Lap	Elapsed Time	Lap Time	Lap Speed
1	4:06.614	4:06.614	76.445
2	7:54.485	3:47.871	84.423
3	11:36.258	3:41.773	86.744
4	15:18.713	3:42.455	86.478
5	19:01.339	3:42.626	86.412

#### 20 8 Darryl ANDERSON

SJUN Behind 22.825

Best Time 3:42.150 Best Speed 86.597 On 5 Gp

Lap	Elapsed Time	Lap Time	Lap Speed
1	4:32.965	4:32.965	69.065
2	8:20.016	3:47.051	84.728
3	12:05.478	3:45.462	85.325
4	15:50.041	3:44.563	85.666
5	19:32.191	3:42.150	86.597

### Qualifying Classification

Position

#### 21 87 Ian SIMPSON

SJUN Behind 23.632

Best Time 3:42.957 Best Speed 86.283 On 2 Gp

Lap	Elapsed Time	Lap Time	Lap Speed
1	4:48.364	4:48.364	65.377
2	8:31.321	3:42.957	86.283
3	12:19.303	3:47.982	84.382
4	16:07.610	3:48.307	84.262

#### 22 118 Tommy HEAPHY

SJUN Behind 25.517

Best Time 3:44.842 Best Speed 85.560 On 5 Gp

Lap	Elapsed Time	Lap Time	Lap Speed
1	4:46.295	4:46.295	65.849
2	8:35.218	3:48.923	84.035
3	12:21.479	3:46.261	85.023
4	16:06.410	3:44.931	85.526
5	19:51.252	3:44.842	85.560

#### 23 72 Ben MULLANE

SJUN Behind 25.651

Best Time 3:44.976 Best Speed 85.509 On 5 Gp

Lap	Elapsed Time	Lap Time	Lap Speed
1	4:39.917	4:39.917	67.350
2	8:30.423	3:50.506	83.458
3	12:19.626	3:49.203	83.932
4	16:05.585	3:45.959	85.137
5	19:50.561	3:44.976	85.509

#### 24 6 Alan JOHNSTON

SJUN Behind 26.467

Best Time 3:45.792 Best Speed 85.200 On 4 Gp

Lap	Elapsed Time	Lap Time	Lap Speed
1	4:01.380	4:01.380	78.102
2	7:51.508	3:50.128	83.595
3	11:37.970	3:46.462	84.948
4	15:23.762	3:45.792	85.200
5	19:10.218	3:46.456	84.950

# AROUND A POUND TANDRAGEE 100

## JUNIOR SUPPORT

### Qualifying

Friday, 21 April 2017

## DETAILED RESULT



### Qualifying Classification

Position

#### 25 38 Ken RUDDY

SJUN Behind 27.522

Best Time 3:46.847 Best Speed 84.804 On 5 Gp

Lap	Elapsed Time	Lap Time	Lap Speed
1	4:18.039	4:18.039	73.060
2	8:07.630	3:49.591	83.790
3	11:55.838	3:48.208	84.298
4	15:43.527	3:47.689	84.490
5	19:30.374	3:46.847	84.804

#### 26 381 Derek WILKIE

SJUN Behind 28.200

Best Time 3:47.525 Best Speed 84.551 On 4 Gp

Lap	Elapsed Time	Lap Time	Lap Speed
1	5:25.851	5:25.851	57.856
2	9:19.926	3:54.075	82.185
3	13:16.742	3:56.816	81.234
4	17:04.267	3:47.525	84.551
5	20:52.838	3:48.571	84.164

#### 27 187 Trevor MATTHEWSON

SJUN Behind 29.277

Best Time 3:48.602 Best Speed 84.153 On 4 Gp

Lap	Elapsed Time	Lap Time	Lap Speed
1	5:23.889	5:23.889	58.206
2	9:18.814	3:54.925	81.888
3	13:14.580	3:55.766	81.596
4	17:03.182	3:48.602	84.153
5	20:56.331	3:53.149	82.512

#### 28 96 Stephen CARR

SJUN Behind 35.492

Best Time 3:54.817 Best Speed 81.925 On 4 Gp

Lap	Elapsed Time	Lap Time	Lap Speed
1	5:39.549	5:39.549	55.522
2	9:50.376	4:10.827	76.696
3	13:51.445	4:01.069	79.801
4	17:46.262	3:54.817	81.925
5	21:44.794	3:58.532	80.650

### Qualifying Classification

Position

#### 29 30 David GRAHAM

SJUN Behind 36.363

Best Time 3:55.688 Best Speed 81.623 On 3 Gp

Lap	Elapsed Time	Lap Time	Lap Speed
1	9:04.817	9:04.817	34.603
2	13:01.927	3:57.110	81.133
3	16:57.615	3:55.688	81.623
4	20:53.616	3:56.001	81.514

#### 30 107 David MURPHY

SJUN Behind 36.435

Best Time 3:55.760 Best Speed 81.598 On 2 Gp

Lap	Elapsed Time	Lap Time	Lap Speed
1	14:01.503	14:01.503	22.403
2	17:57.263	3:55.760	81.598

#### 31 133 Colin McDOUGALL

SJUN Behind 38.419

Best Time 3:57.744 Best Speed 80.917 On 4 Gp

Lap	Elapsed Time	Lap Time	Lap Speed
1	5:52.857	5:52.857	53.428
2	10:00.418	4:07.561	77.708
3	14:01.399	4:00.981	79.830
4	17:59.143	3:57.744	80.917

#### 32 105 Darren DUNCAN

SJUN Behind 39.964

Best Time 3:59.289 Best Speed 80.394 On 5 Gp

Lap	Elapsed Time	Lap Time	Lap Speed
1	5:11.905	5:11.905	60.442
2	9:12.516	4:00.611	79.953
3	13:17.449	4:04.933	78.542
4	17:17.258	3:59.809	80.220
5	21:16.547	3:59.289	80.394

#### 33 41 Michael NAGLE

SJUN Behind 1:28.013

Best Time 4:47.338 Best Speed 66.951 On 1 Gp

Lap	Elapsed Time	Lap Time	Lap Speed
1	4:47.338	4:47.338	65.610

# AROUND A POUND TANDRAGEE 100

## JUNIOR SUPPORT

### Qualifying

Friday, 21 April 2017

## DETAILED RESULT



### Qualifying Classification

Position

**34** **18 Malcolm LOVE**

SJUN Behind **1:51.743**

Best Time **5:11.068** Best Speed **61.843** On **1** Gp

Lap	Elapsed Time	Lap Time	Lap Speed
1	5:11.068	5:11.068	60.605



# AROUND A POUND TANDRAGEE 100

JUNIOR SUPPORT

Tandragee 5.344 miles

R2: Principle Insurance Junior Support

22/04/2017 11:45

Race (5 Laps)

## RACE 2 - JUNIOR SUPPORT

### Page 1 of 2

14			
13	A	B	C
12	30	107	
11	381	187	96
10	6	38	
9	87	118	72
8	4	8	
7	B 191	11	777
6	42	74	
5	81	134	37
4	83	161	
3	316	75	15
2	34	124	
1	A 27	79	92

POLE POSITION



Promoted by North Armagh Motorcycle and Car Club

Orbits

Provisional result to be confirmed by the Stewards of the Meeting subject to the completion of technical inspections and the time limit for protests  
 MCUI (Ulster Centre) Timing @ www.elaps-timing.com



Ride on Delta Seven

**AROUND A POUND TANDRAGEE 100**

JUNIOR SUPPORT


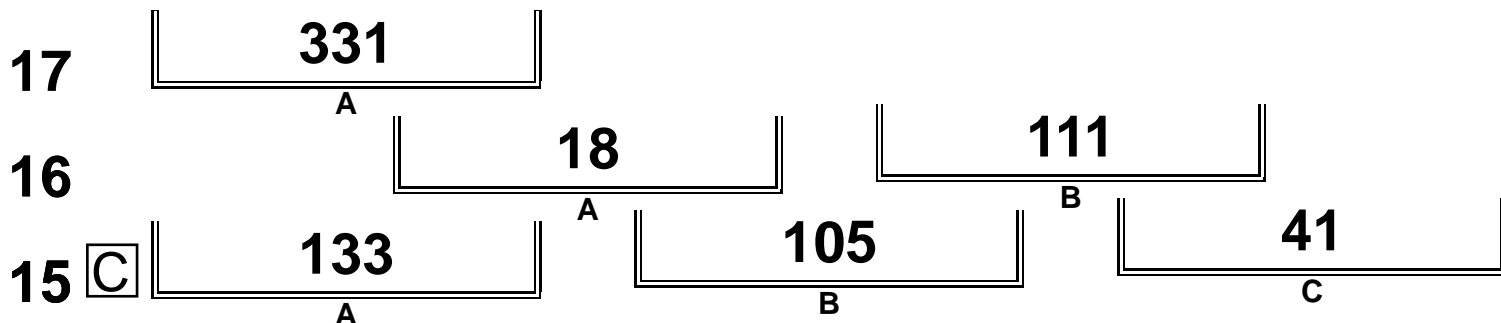
Tandragee 5.344 miles

R2: Principle Insurance Junior Support

22/04/2017 11:45

Race (5 Laps)

**RACE 2 - JUNIOR SUPPORT**  
**Page 2 of 2**



Promoted by North Armagh Motorcycle and Car Club

Orbits

Provisional result to be confirmed by the Stewards of the Meeting subject to the completion of technical inspections and the time limit for protests  
MCUI (Ulster Centre) Timing @ www.elaps-timing.com



**Ride on  
Delta  
Seven**

# AROUND A POUND TANDRAGEE 100

## JUNIOR SUPPORT

### Race 2 - Principle Insurance Junior Support

Saturday, 22 April 2017



Pos	Class	No	Name	Machine / Sponsor	Gp	Lap	Total Time	Behind	Speed	-----Best Lap-----	
										Time	Speed

#### Race Classification

1	SJUN	27	Joseph LOUGHLIN	Kawasaki 650 - G2-Tech	a	5	16:31.861		96.588	3:13.352	99.495	3
2	SJUN	79	Michael BROWNE	Suzuki 650	a	5	16:40.973	9.112	95.709	3:17.239	97.534	3
3	SJUN	92	Jamie WILLIAMS	Kawasaki 650 - McKinstry Racing	a	5	16:43.772	11.911	95.442	3:18.150	97.086	3
4	SJUN	75	Oisin WATSON	Suzuki 650	a	5	17:32.800	1:00.939	90.998	3:29.410	91.865	2
5	SJUN	316	Stephen MORRISON	Kawasaki 400 - NAB Racing	a	5	17:37.531	1:05.670	90.591	3:28.390	92.315	3
6	SJUN	83	Andy McALLISTER	Kawasaki 400 - Mac Racing	a	5	17:38.330	1:06.469	90.522	3:26.111	93.336	5
7	SJUN	134	Tony LEACH	Kawasaki 650	a	5	17:45.972	1:14.111	89.873	3:31.080	91.138	5
8	SJUN	15	R J WOOLSEY	Kawasaki 650	a	5	17:47.300	1:15.439	89.761	3:31.915	90.779	2
9	SJUN	42	Brian LOUGHLIN	Suzuki 650 - G2-Tech	a	5	17:51.508	1:19.647	89.409	3:32.635	90.472	4
10	SJUN	81	Vic ALLAN	Yamaha 250	a	5	18:00.025	1:28.164	88.704	3:32.152	90.678	5
11	SJUN	8	Darryl ANDERSON	Suzuki 650 - DK Racing	b	5	18:07.129	1:35.268	88.124	3:36.632	88.803	4
12	SJUN	4	Liam CHAWKE	Kawasaki 650	b	5	18:07.582	1:35.721	88.087	3:36.107	89.018	4
13	SJUN	777	Shaun WYNNE	Kawasaki 650 - SMW Racing	b	5	18:08.635	1:36.774	88.002	3:36.386	88.904	4
14	SJUN	37	Thomas MOLLOY	Suzuki 650 - Gem Workshop	a	5	18:13.819	1:41.958	87.585	3:36.192	88.983	2
15	SJUN	74	Jamie O'BRIEN	Yamaha 250	a	5	18:16.562	1:44.701	87.366	3:36.329	88.927	2
16	SJUN	191	Lee BASS	Suzuki 650	b	5	18:31.346	1:59.485	86.204	3:38.319	88.116	5
17	SJUN	118	Tommy HEAPHY	Suzuki 650 - Ballyneal Stone Masons	b	5	18:31.545	1:59.684	86.188	3:38.059	88.222	5
18	SJUN	6	Alan JOHNSTON	Kawasaki 400	b	5	18:38.296	2:06.435	85.668	3:39.145	87.784	5
19	SJUN	381	Derek WILKIE	Kawasaki 400	b	5	18:39.214	2:07.353	85.598	3:40.534	87.231	5
20	SJUN	72	Ben MULLANE	Suzuki 650 - Puzzles Racing	b	5	18:56.184	2:24.323	84.319	3:46.294	85.011	4
21	SJUN	107	David MURPHY	Honda 400	b	5	19:23.555	2:51.694	82.336	3:49.502	83.823	3
22	SJUN	96	Stephen CARR	Kawasaki 400	b	5	19:40.189	3:08.328	81.175	3:54.278	82.114	4
23	SJUN	38	Ken RUDDY	Kawasaki 400	b	5	19:44.786	3:12.925	80.860	3:54.746	81.950	5
24	SJUN	30	David GRAHAM	Suzuki 650 - Patch Racing	b	5	19:46.018	3:14.157	80.776	3:55.588	81.657	2
25	SJUN	331	Dougie SHEARER	Yamaha 400	c	4	15:35.971	1 Lap	81.803	3:50.504	83.458	3
26	SJUN	41	Michael NAGLE	Kawasaki 650 - DF Racing	c	4	15:41.305	1 Lap	81.339	3:52.145	82.868	4
27	SJUN	133	Colin McDOUGALL	Yamaha 250	c	4	15:44.109	1 Lap	81.097	3:54.607	81.999	3

#### Fastest Lap / New Lap Record 99.495 mph (Previously 95.791 mph)


SJUN	27	Joseph LOUGHLIN	Kawasaki 650 - G2-Tech							3:13.352	99.495	3
------	----	-----------------	------------------------	--	--	--	--	--	--	----------	--------	---

#### Not Classified

DNF	SJUN	161	Jason CASH	Suzuki 650	a	4	14:13.980		89.656	3:30.980	91.182	3
DNF	SJUN	124	Thomas WHITMORE	Suzuki 650	a	4	14:14.494		89.603	3:32.303	90.613	3
DNF	SJUN	11	John CAHILL	Suzuki 650	b	3	10:57.247		87.223	3:37.993	88.248	2
DNF	SJUN	105	Darren DUNCAN	Suzuki 400	c	3	11:50.533		80.682	3:55.240	81.778	3

Provisional result to be confirmed by the Stewards of the Meeting subject to completion of technical inspections & the time limit for protests

Page 1 / 1

Circuit	<b>Tandragee</b>	Signed		Organising Club	<b>North Armagh MC&amp;CC</b>
Length(miles)	<b>5.3438</b>	Lap 1 (5.2368)	Chief Timekeeper	Race Started	<b>12:09</b>
Weather	<b>Cloudy</b>	Issued At:	12:36	Gp Time Diff - b 33.56 / c 65.80	
Track	<b>Dry</b>				



# AROUND A POUND TANDRAGEE 100

## JUNIOR SUPPORT

Race 2 - Principle Insurance Junior Support

Saturday, 22 April 2017

## DETAILED RESULT



### Race Classification

#### **1** 27 Joseph LOUGHLIN

Total Time **16:31.861** Avg Speed **96.588** Behind  
Best Time **3:13.352** Best Speed **99.495** On **3** Gp **a**

Lap	Elapsed Time	Lap Time	Lap Speed
1	3:22.858	3:22.858	92.933
2	6:44.685	3:21.827	95.317
3	9:58.037	3:13.352	99.495
4	13:11.585	3:13.548	99.394
5	16:31.861	3:20.276	96.055

#### **2** 79 Michael BROWNE

Total Time **16:40.973** Avg Speed **95.709** Behind **9.112**  
Best Time **3:17.239** Best Speed **97.534** On **3** Gp **a**

Lap	Elapsed Time	Lap Time	Lap Speed
1	3:24.221	3:24.221	92.313
2	6:44.406	3:20.185	96.099
3	10:01.645	3:17.239	97.534
4	13:20.724	3:19.079	96.632
5	16:40.973	3:20.249	96.068

#### **3** 92 Jamie WILLIAMS

Total Time **16:43.772** Avg Speed **95.442** Behind **11.911**  
Best Time **3:18.150** Best Speed **97.086** On **3** Gp **a**

Lap	Elapsed Time	Lap Time	Lap Speed
1	3:22.586	3:22.586	93.058
2	6:45.057	3:22.471	95.014
3	10:03.207	3:18.150	97.086
4	13:21.835	3:18.628	96.852
5	16:43.772	3:21.937	95.265

#### **4** 75 Oisín WATSON

Total Time **17:32.800** Avg Speed **90.998** Behind **1:00.939**  
Best Time **3:29.410** Best Speed **91.865** On **2** Gp **a**

Lap	Elapsed Time	Lap Time	Lap Speed
1	3:25.945	3:25.945	91.540
2	6:55.355	3:29.410	91.865
3	10:29.654	3:34.299	89.769
4	14:01.313	3:31.659	90.889
5	17:32.800	3:31.487	90.963

### Race Classification

#### **5** 316 Stephen MORRISON

Total Time **17:37.531** Avg Speed **90.591** Behind **1:05.670**  
Best Time **3:28.390** Best Speed **92.315** On **3** Gp **a**

Lap	Elapsed Time	Lap Time	Lap Speed
1	3:33.687	3:33.687	88.224
2	7:04.790	3:31.103	91.129
3	10:33.180	3:28.390	92.315
4	14:01.867	3:28.687	92.184
5	17:37.531	3:35.664	89.201

#### **6** 83 Andy McALLISTER

Total Time **17:38.330** Avg Speed **90.522** Behind **1:06.469**  
Best Time **3:26.111** Best Speed **93.336** On **5** Gp **a**

Lap	Elapsed Time	Lap Time	Lap Speed
1	3:35.563	3:35.563	87.456
2	7:11.064	3:35.501	89.269
3	10:41.832	3:30.768	91.273
4	14:12.219	3:30.387	91.439
5	17:38.330	3:26.111	93.336

#### **7** 134 Tony LEACH

Total Time **17:45.972** Avg Speed **89.873** Behind **1:14.111**  
Best Time **3:31.080** Best Speed **91.138** On **5** Gp **a**

Lap	Elapsed Time	Lap Time	Lap Speed
1	3:36.643	3:36.643	87.020
2	7:10.689	3:34.046	89.876
3	10:43.239	3:32.550	90.508
4	14:14.892	3:31.653	90.892
5	17:45.972	3:31.080	91.138

#### **8** 15 R J WOOLSEY

Total Time **17:47.300** Avg Speed **89.761** Behind **1:15.439**  
Best Time **3:31.915** Best Speed **90.779** On **2** Gp **a**

Lap	Elapsed Time	Lap Time	Lap Speed
1	3:33.511	3:33.511	88.297
2	7:05.426	3:31.915	90.779
3	10:39.026	3:33.600	90.063
4	14:14.342	3:35.316	89.345
5	17:47.300	3:32.958	90.335

# AROUND A POUND TANDRAGEE 100

## JUNIOR SUPPORT

Race 2 - Principle Insurance Junior Support

Saturday, 22 April 2017

## DETAILED RESULT



### Race Classification

#### **9** 42 Brian LOUGHLIN

Total Time **17:51.508** Avg Speed **89.409** Behind **1:19.647**  
Best Time **3:32.635** Best Speed **90.472** On **4** Gp **a**

Lap	Elapsed Time	Lap Time	Lap Speed
1	3:36.325	3:36.325	87.148
2	7:10.230	3:33.905	89.935
3	10:44.688	3:34.458	89.703
4	14:17.323	3:32.635	90.472
5	17:51.508	3:34.185	89.817

### Race Classification

#### **13** 777 Shaun WYNNE

Total Time **18:08.635** Avg Speed **88.002** Behind **1:36.774**  
Best Time **3:36.386** Best Speed **88.904** On **4** Gp **b**

Lap	Elapsed Time	Lap Time	Lap Speed
1	3:36.499	3:36.499	87.078
2	7:16.917	3:40.418	87.277
3	10:55.568	3:38.651	87.983
4	14:31.954	3:36.386	88.904
5	18:08.635	3:36.681	88.783

#### **10** 81 Vic ALLAN

Total Time **18:00.025** Avg Speed **88.704** Behind **1:28.164**  
Best Time **3:32.152** Best Speed **90.678** On **5** Gp **a**

Lap	Elapsed Time	Lap Time	Lap Speed
1	3:39.716	3:39.716	85.803
2	7:16.957	3:37.241	88.554
3	10:54.605	3:37.648	88.388
4	14:27.873	3:33.268	90.203
5	18:00.025	3:32.152	90.678

#### **14** 37 Thomas MOLLOY

Total Time **18:13.819** Avg Speed **87.585** Behind **1:41.958**  
Best Time **3:36.192** Best Speed **88.983** On **2** Gp **a**

Lap	Elapsed Time	Lap Time	Lap Speed
1	3:41.698	3:41.698	85.036
2	7:17.890	3:36.192	88.983
3	10:56.252	3:38.362	88.099
4	14:33.112	3:36.860	88.709
5	18:13.819	3:40.707	87.163

#### **11** 8 Darryl ANDERSON

Total Time **18:07.129** Avg Speed **88.124** Behind **1:35.268**  
Best Time **3:36.632** Best Speed **88.803** On **4** Gp **b**

Lap	Elapsed Time	Lap Time	Lap Speed
1	3:37.270	3:37.270	86.769
2	7:16.048	3:38.778	87.932
3	10:53.543	3:37.495	88.450
4	14:30.175	3:36.632	88.803
5	18:07.129	3:36.954	88.671

#### **15** 74 Jamie O'BRIEN

Total Time **18:16.562** Avg Speed **87.366** Behind **1:44.701**  
Best Time **3:36.329** Best Speed **88.927** On **2** Gp **a**

Lap	Elapsed Time	Lap Time	Lap Speed
1	3:41.113	3:41.113	85.261
2	7:17.442	3:36.329	88.927
3	10:55.445	3:38.003	88.244
4	14:33.119	3:37.674	88.378
5	18:16.562	3:43.443	86.096

#### **12** 4 Liam CHAWKE

Total Time **18:07.582** Avg Speed **88.087** Behind **1:35.721**  
Best Time **3:36.107** Best Speed **89.018** On **4** Gp **b**

Lap	Elapsed Time	Lap Time	Lap Speed
1	3:39.511	3:39.511	85.883
2	7:17.086	3:37.575	88.418
3	10:54.738	3:37.652	88.387
4	14:30.845	3:36.107	89.018
5	18:07.582	3:36.737	88.760

#### **16** 191 Lee BASS

Total Time **18:31.346** Avg Speed **86.204** Behind **1:59.485**  
Best Time **3:38.319** Best Speed **88.116** On **5** Gp **b**

Lap	Elapsed Time	Lap Time	Lap Speed
1	3:48.625	3:48.625	82.459
2	7:33.592	3:44.967	85.513
3	11:12.940	3:39.348	87.703
4	14:53.027	3:40.087	87.409
5	18:31.346	3:38.319	88.116

# AROUND A POUND TANDRAGEE 100

## JUNIOR SUPPORT

Race 2 - Principle Insurance Junior Support

Saturday, 22 April 2017

## DETAILED RESULT



### Race Classification

#### **17** 118 Tommy HEAPHY

Total Time **18:31.545** Avg Speed **86.188** Behind **1:59.684**  
Best Time **3:38.059** Best Speed **88.222** On **5** Gp **b**

Lap	Elapsed Time	Lap Time	Lap Speed
1	3:45.346	3:45.346	83.659
2	7:32.761	3:47.415	84.592
3	11:13.443	3:40.682	87.173
4	14:53.486	3:40.043	87.426
5	18:31.545	3:38.059	88.222

#### **18** 6 Alan JOHNSTON

Total Time **18:38.296** Avg Speed **85.668** Behind **2:06.435**  
Best Time **3:39.145** Best Speed **87.784** On **5** Gp **b**

Lap	Elapsed Time	Lap Time	Lap Speed
1	3:45.868	3:45.868	83.466
2	7:34.388	3:48.520	84.183
3	11:19.553	3:45.165	85.437
4	14:59.151	3:39.598	87.603
5	18:38.296	3:39.145	87.784

#### **19** 381 Derek WILKIE

Total Time **18:39.214** Avg Speed **85.598** Behind **2:07.353**  
Best Time **3:40.534** Best Speed **87.231** On **5** Gp **b**

Lap	Elapsed Time	Lap Time	Lap Speed
1	3:46.526	3:46.526	83.224
2	7:34.180	3:47.654	84.503
3	11:17.840	3:43.660	86.012
4	14:58.680	3:40.840	87.111
5	18:39.214	3:40.534	87.231

#### **20** 72 Ben MULLANE

Total Time **18:56.184** Avg Speed **84.319** Behind **2:24.323**  
Best Time **3:46.294** Best Speed **85.011** On **4** Gp **b**

Lap	Elapsed Time	Lap Time	Lap Speed
1	3:45.093	3:45.093	83.753
2	7:33.682	3:48.589	84.158
3	11:20.682	3:47.000	84.747
4	15:06.976	3:46.294	85.011
5	18:56.184	3:49.208	83.930

### Race Classification

#### **21** 107 David MURPHY

Total Time **19:23.555** Avg Speed **82.336** Behind **2:51.694**  
Best Time **3:49.502** Best Speed **83.823** On **3** Gp **b**

Lap	Elapsed Time	Lap Time	Lap Speed
1	3:58.066	3:58.066	79.189
2	7:48.394	3:50.328	83.522
3	11:37.896	3:49.502	83.823
4	15:31.538	3:53.642	82.338
5	19:23.555	3:52.017	82.914

#### **22** 96 Stephen CARR

Total Time **19:40.189** Avg Speed **81.175** Behind **3:08.328**  
Best Time **3:54.278** Best Speed **82.114** On **4** Gp **b**

Lap	Elapsed Time	Lap Time	Lap Speed
1	4:00.536	4:00.536	78.376
2	7:55.648	3:55.112	81.823
3	11:50.025	3:54.377	82.079
4	15:44.303	3:54.278	82.114
5	19:40.189	3:55.886	81.554

#### **23** 38 Ken RUDDY

Total Time **19:44.786** Avg Speed **80.860** Behind **3:12.925**  
Best Time **3:54.746** Best Speed **81.950** On **5** Gp **b**

Lap	Elapsed Time	Lap Time	Lap Speed
1	3:58.570	3:58.570	79.022
2	7:55.013	3:56.443	81.362
3	11:52.552	3:57.539	80.987
4	15:50.040	3:57.488	81.004
5	19:44.786	3:54.746	81.950

#### **24** 30 David GRAHAM

Total Time **19:46.018** Avg Speed **80.776** Behind **3:14.157**  
Best Time **3:55.588** Best Speed **81.657** On **2** Gp **b**

Lap	Elapsed Time	Lap Time	Lap Speed
1	4:00.936	4:00.936	78.246
2	7:56.524	3:55.588	81.657
3	11:54.213	3:57.689	80.936
4	15:50.403	3:56.190	81.449
5	19:46.018	3:55.615	81.648

# AROUND A POUND TANDRAGEE 100

## JUNIOR SUPPORT

Race 2 - Principle Insurance Junior Support

Saturday, 22 April 2017

## DETAILED RESULT



### Race Classification

#### **25** 331 Dougie SHEARER

Total Time **15:35.971** Avg Speed **81.803** Behind **1** Lap  
Best Time **3:50.504** Best Speed **83.458** On **3** Gp **c**

Lap	Elapsed Time	Lap Time	Lap Speed
1	3:57.972	3:57.972	79.221
2	7:51.486	3:53.514	82.383
3	11:41.990	3:50.504	83.458
4	15:35.971	3:53.981	82.218

#### **26** 41 Michael NAGLE

Total Time **15:41.305** Avg Speed **81.339** Behind **1** Lap  
Best Time **3:52.145** Best Speed **82.868** On **4** Gp **c**

Lap	Elapsed Time	Lap Time	Lap Speed
1	3:56.302	3:56.302	79.781
2	7:54.773	3:58.471	80.670
3	11:49.160	3:54.387	82.076
4	15:41.305	3:52.145	82.868

#### **27** 133 Colin McDOUGALL

Total Time **15:44.109** Avg Speed **81.097** Behind **1** Lap  
Best Time **3:54.607** Best Speed **81.999** On **3** Gp **c**

Lap	Elapsed Time	Lap Time	Lap Speed
1	3:55.739	3:55.739	79.971
2	7:52.617	3:56.878	81.213
3	11:47.224	3:54.607	81.999
4	15:44.109	3:56.885	81.210

### Not Classified

#### **DNF** 161 Jason CASH

Total Time **14:13.980** Avg Speed **89.656** Behind  
Best Time **3:30.980** Best Speed **91.182** On **3** Gp **a**

Lap	Elapsed Time	Lap Time	Lap Speed
1	3:37.355	3:37.355	86.735
2	7:09.483	3:32.128	90.688
3	10:40.463	3:30.980	91.182
4	14:13.980	3:33.517	90.098

### Not Classified

#### **DNF** 124 Thomas WHITMORE

Total Time **14:14.494** Avg Speed **89.603** Behind  
Best Time **3:32.303** Best Speed **90.613** On **3** Gp **a**

Lap	Elapsed Time	Lap Time	Lap Speed
1	3:35.725	3:35.725	87.390
2	7:09.839	3:34.114	89.847
3	10:42.142	3:32.303	90.613
4	14:14.494	3:32.352	90.593

#### **DNF** 11 John CAHILL

Total Time **10:57.247** Avg Speed **87.223** Behind  
Best Time **3:37.993** Best Speed **88.248** On **2** Gp **b**

Lap	Elapsed Time	Lap Time	Lap Speed
1	3:41.163	3:41.163	85.242
2	7:19.156	3:37.993	88.248
3	10:57.247	3:38.091	88.209

#### **DNF** 105 Darren DUNCAN

Total Time **11:50.533** Avg Speed **80.682** Behind  
Best Time **3:55.240** Best Speed **81.778** On **3** Gp **c**

Lap	Elapsed Time	Lap Time	Lap Speed
1	3:57.507	3:57.507	79.376
2	7:55.293	3:57.786	80.903
3	11:50.533	3:55.240	81.778

# AROUND A POUND TANDRAGEE 100

## JUNIOR SUPPORT

### Race 2 - Principle Insurance Junior Support

## LAP CHART



1					2					3				
No	Name	Gp	Time of Day	Lap Time	No	Name	Gp	Time of Day	Lap Time	No	Name	Gp	Time of Day	Lap Time
92	Jamie WILLIAMS	a	12:12:23.355	3:22.586	79	Michael BROWNE	a	12:15:45.175	3:20.185	27	Joseph LOUGHLIN	a	12:18:58.806	3:13.352
27	Joseph LOUGHLIN	a	12:12:23.627	3:22.858	27	Joseph LOUGHLIN	a	12:15:45.454	3:21.827	79	Michael BROWNE	a	12:19:02.414	3:17.239
79	Michael BROWNE	a	12:12:24.990	3:24.221	92	Jamie WILLIAMS	a	12:15:45.826	3:22.471	92	Jamie WILLIAMS	a	12:19:03.976	3:18.150
75	Oisin WATSON	a	12:12:26.714	3:25.945	75	Oisin WATSON	a	12:15:56.124	3:29.410	75	Oisin WATSON	a	12:19:30.423	3:34.299
15	R J WOOLSEY	a	12:12:34.280	3:33.511	316	Stephen MORRISON	a	12:16:05.559	3:31.103	316	Stephen MORRISON	a	12:19:33.949	3:28.390
316	Stephen MORRISON	a	12:12:34.456	3:33.687	15	R J WOOLSEY	a	12:16:06.195	3:31.915	15	R J WOOLSEY	a	12:19:39.795	3:33.600
83	Andy McALLISTER	a	12:12:36.332	3:35.563	161	Jason CASH	a	12:16:10.252	3:32.128	161	Jason CASH	a	12:19:41.232	3:30.980
124	Thomas WHITMORE	a	12:12:36.494	3:35.725	124	Thomas WHITMORE	a	12:16:10.608	3:34.114	83	Andy McALLISTER	a	12:19:42.601	3:30.768
42	Brian LOUGHLIN	a	12:12:37.094	3:36.325	42	Brian LOUGHLIN	a	12:16:10.999	3:33.905	124	Thomas WHITMORE	a	12:19:42.911	3:32.303
777	Shaun WYNNE	b	12:12:37.268	3:36.499	134	Tony LEACH	a	12:16:11.458	3:34.046	134	Tony LEACH	a	12:19:44.008	3:32.550
134	Tony LEACH	a	12:12:37.412	3:36.643	83	Andy McALLISTER	a	12:16:11.833	3:35.501	42	Brian LOUGHLIN	a	12:19:45.457	3:34.458
8	Darryl ANDERSON	b	12:12:38.039	3:37.270	8	Darryl ANDERSON	b	12:16:16.817	3:38.778	8	Darryl ANDERSON	b	12:19:54.312	3:37.495
161	Jason CASH	a	12:12:38.124	3:37.355	777	Shaun WYNNE	b	12:16:17.686	3:40.418	81	Vic ALLAN	a	12:19:55.374	3:37.648
4	Liam CHAWKE	b	12:12:40.280	3:39.511	81	Vic ALLAN	a	12:16:17.726	3:37.241	4	Liam CHAWKE	b	12:19:55.507	3:37.652
81	Vic ALLAN	a	12:12:40.485	3:39.716	4	Liam CHAWKE	b	12:16:17.855	3:37.575	74	Jamie O'BRIEN	a	12:19:56.214	3:38.003
74	Jamie O'BRIEN	a	12:12:41.882	3:41.113	74	Jamie O'BRIEN	a	12:16:18.211	3:36.329	777	Shaun WYNNE	b	12:19:56.337	3:38.651
11	John CAHILL	b	12:12:41.932	3:41.163	37	Thomas MOLLOY	a	12:16:18.659	3:36.192	37	Thomas MOLLOY	a	12:19:57.021	3:38.362
37	Thomas MOLLOY	a	12:12:42.467	3:41.698	11	John CAHILL	b	12:16:19.925	3:37.993	11	John CAHILL	b	12:19:58.016	3:38.091
72	Ben MULLANE	b	12:12:45.862	3:45.093	118	Tommy HEAPHY	b	12:16:33.530	3:47.415	191	Lee BASS	b	12:20:13.709	3:39.348
118	Tommy HEAPHY	b	12:12:46.115	3:45.346	191	Lee BASS	b	12:16:34.361	3:44.967	118	Tommy HEAPHY	b	12:20:14.212	3:40.682
6	Alan JOHNSTON	b	12:12:46.637	3:45.868	72	Ben MULLANE	b	12:16:34.451	3:48.589	381	Derek WILKIE	b	12:20:18.609	3:43.660
381	Derek WILKIE	b	12:12:47.295	3:46.526	381	Derek WILKIE	b	12:16:34.949	3:47.654	6	Alan JOHNSTON	b	12:20:20.322	3:45.165
191	Lee BASS	b	12:12:49.394	3:48.625	6	Alan JOHNSTON	b	12:16:35.157	3:48.520	72	Ben MULLANE	b	12:20:21.451	3:47.000
133	Colin McDOUGALL	c	12:12:56.508	3:55.739	107	David MURPHY	b	12:16:49.163	3:50.328	107	David MURPHY	b	12:20:38.665	3:49.502
41	Michael NAGLE	c	12:12:57.071	3:56.302	331	Dougie SHEARER	c	12:16:52.255	3:53.514	331	Dougie SHEARER	c	12:20:42.759	3:50.504
105	Darren DUNCAN	c	12:12:58.276	3:57.507	133	Colin McDOUGALL	c	12:16:53.386	3:56.878	133	Colin McDOUGALL	c	12:20:47.993	3:54.607
331	Dougie SHEARER	c	12:12:58.741	3:57.972	41	Michael NAGLE	c	12:16:55.542	3:58.471	41	Michael NAGLE	c	12:20:49.929	3:54.387
107	David MURPHY	b	12:12:58.835	3:58.066	38	Ken RUDDY	b	12:16:55.782	3:56.443	96	Stephen CARR	b	12:20:50.794	3:54.377
38	Ken RUDDY	b	12:12:59.339	3:58.570	105	Darren DUNCAN	c	12:16:56.062	3:57.786	105	Darren DUNCAN	c	12:20:51.302	3:55.240
96	Stephen CARR	b	12:13:01.305	4:00.536	96	Stephen CARR	b	12:16:56.417	3:55.112	38	Ken RUDDY	b	12:20:53.321	3:57.539
30	David GRAHAM	b	12:13:01.705	4:00.936	30	David GRAHAM	b	12:16:57.293	3:55.588	30	David GRAHAM	b	12:20:54.982	3:57.689



# AROUND A POUND TANDRAGEE 100

## JUNIOR SUPPORT

### Race 2 - Principle Insurance Junior Support

## LAP CHART

**4**

No	Name	Gp	Time of Day	Lap Time
27	Joseph LOUGHLIN	a	12:22:12.354	3:13.548
79	Michael BROWNE	a	12:22:21.493	3:19.079
92	Jamie WILLIAMS	a	12:22:22.604	3:18.628
75	Oisin WATSON	a	12:23:02.082	3:31.659
316	Stephen MORRISON	a	12:23:02.636	3:28.687
83	Andy McALLISTER	a	12:23:12.988	3:30.387
161	Jason CASH	a	12:23:14.749	3:33.517
15	R J WOOLSEY	a	12:23:15.111	3:35.316
124	Thomas WHITMORE	a	12:23:15.263	3:32.352
134	Tony LEACH	a	12:23:15.661	3:31.653
42	Brian LOUGHLIN	a	12:23:18.092	3:32.635
81	Vic ALLAN	a	12:23:28.642	3:33.268
8	Darryl ANDERSON	b	12:23:30.944	3:36.632
4	Liam CHAWKE	b	12:23:31.614	3:36.107
777	Shaun WYNNE	b	12:23:32.723	3:36.386
37	Thomas MOLLOY	a	12:23:33.881	3:36.860
74	Jamie O'BRIEN	a	12:23:33.888	3:37.674
191	Lee BASS	b	12:23:53.796	3:40.087
118	Tommy HEAPHY	b	12:23:54.255	3:40.043
381	Derek WILKIE	b	12:23:59.449	3:40.840
6	Alan JOHNSTON	b	12:23:59.920	3:39.598
72	Ben MULLANE	b	12:24:07.745	3:46.294
107	David MURPHY	b	12:24:32.307	3:53.642
331	Dougie SHEARER	c	12:24:36.740	3:53.981
41	Michael NAGLE	c	12:24:42.074	3:52.145
133	Colin McDOUGALL	c	12:24:44.878	3:56.885
96	Stephen CARR	b	12:24:45.072	3:54.278
38	Ken RUDDY	b	12:24:50.809	3:57.488
30	David GRAHAM	b	12:24:51.172	3:56.190

**5**

No	Name	Gp	Time of Day	Lap Time
27	Joseph LOUGHLIN	a	12:25:32.630	3:20.276
79	Michael BROWNE	a	12:25:41.742	3:20.249
92	Jamie WILLIAMS	a	12:25:44.541	3:21.937
75	Oisin WATSON	a	12:26:33.569	3:31.487
316	Stephen MORRISON	a	12:26:38.300	3:35.664
83	Andy McALLISTER	a	12:26:39.099	3:26.111
134	Tony LEACH	a	12:26:46.741	3:31.080
15	R J WOOLSEY	a	12:26:48.069	3:32.958
42	Brian LOUGHLIN	a	12:26:52.277	3:34.185
81	Vic ALLAN	a	12:27:00.794	3:32.152
8	Darryl ANDERSON	b	12:27:07.898	3:36.954
4	Liam CHAWKE	b	12:27:08.351	3:36.737
777	Shaun WYNNE	b	12:27:09.404	3:36.681
37	Thomas MOLLOY	a	12:27:14.588	3:40.707
74	Jamie O'BRIEN	a	12:27:17.331	3:43.443
191	Lee BASS	b	12:27:32.115	3:38.319
118	Tommy HEAPHY	b	12:27:32.314	3:38.059
6	Alan JOHNSTON	b	12:27:39.065	3:39.145
381	Derek WILKIE	b	12:27:39.983	3:40.534
72	Ben MULLANE	b	12:27:56.953	3:49.208
107	David MURPHY	b	12:28:24.324	3:52.017
96	Stephen CARR	b	12:28:40.958	3:55.886
38	Ken RUDDY	b	12:28:45.555	3:54.746
30	David GRAHAM	b	12:28:46.787	3:55.615

**ROAD RACE - IRISH JUNIOR SUPPORT**

2017

					#1	
Pos	No.	Name	Total	Diff	Gap	R1
1	27	Joseph LOUGHLIN	25	0	0	25
2	79	Michael BROWNE	20	5	5	20
3	92	Jamie WILLIAMS	16	9	4	16
4	75	Oisin WATSON	13	12	3	13
5	316	Stephen MORRISON	11	14	2	11
6	83	Andy McALLISTER	10	15	1	10
7	134	Tony LEACH	9	16	1	9
8	15	R J WOOLSEY	8	17	1	8
9	42	Brian LOUGHLIN	7	18	1	7
10	81	Vic ALLAN	6	19	1	6
11	8	Darryl ANDERSON	5	20	1	5
12	4	Liam CHAWKE	4	21	1	4
13	777	Shaun WYNNE	3	22	1	3
14	37	Thomas MOLLOY	2	23	1	2
15	74	Jamie O'BRIEN	1	24	1	1

**Event Legend**

---

#1    21/04/2017    AROUND A POUND TANDRAGEE 100

**ROAD RACE - ULSTER JUNIOR SUPPORT**

2017

					#1	
Pos	No.	Name	Total	Diff	Gap	R1
1	27	Joseph LOUGHLIN	25	0	0	25
2	79	Michael BROWNE	20	5	5	20
3	92	Jamie WILLIAMS	16	9	4	16
4	75	Oisin WATSON	13	12	3	13
5	316	Stephen MORRISON	11	14	2	11
6	83	Andy McALLISTER	10	15	1	10
7	134	Tony LEACH	9	16	1	9
8	15	R J WOOLSEY	8	17	1	8
9	42	Brian LOUGHLIN	7	18	1	7
10	81	Vic ALLAN	6	19	1	6
11	8	Darryl ANDERSON	5	20	1	5
12	4	Liam CHAWKE	4	21	1	4
13	777	Shaun WYNNE	3	22	1	3
14	37	Thomas MOLLOY	2	23	1	2
15	74	Jamie O'BRIEN	1	24	1	1

**Event Legend**

---

#1    21/04/2017    AROUND A POUND TANDRAGEE 100