

Around A Pound

TANDRAGEE 100

Friday 21st & Saturday 22nd April 2017

promoted by North Armagh MC & CC

www.tandragee100.co.uk



21ST CENTURY BACK CARE

PHILIP RIDDALL MEMORIAL CLASSIC

SIMPLE EARTH 1000cc

WILLIAM McCOMBE 500cc

R HEATRICK LTD. 350cc

MILLSIDE ENGINEERING 250cc



2&4
WHEEL MOTORSPORT
STEERING GROUP LTD.

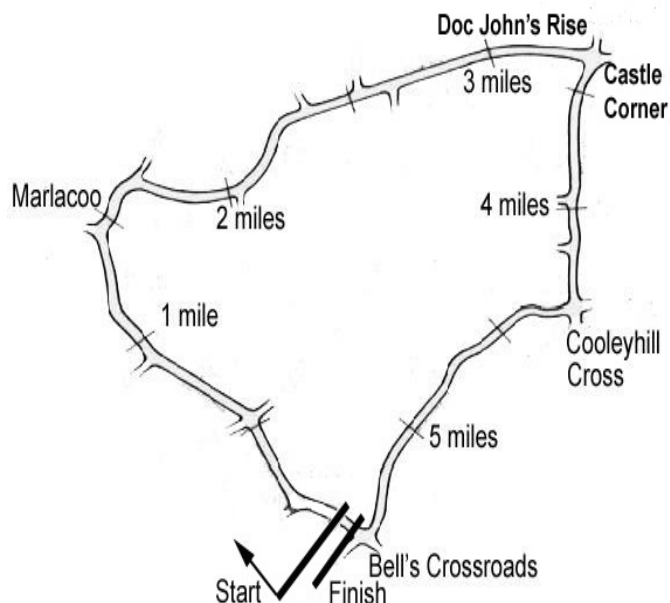


Armagh City
Banbridge
& Craigavon
Borough Council



tourism
northernireland

Tandragee Circuit 5.34375 miles



LAP RECORDS

Class	Rider	Machine	m s	mph	Year
125cc	Robert Dunlop	Honda	3 19.38	96.487	1999
Moto 3	to be established				
250cc	Phillip McCallen	Honda	3 10.0	101.25	1991
Lightweight Supersport	Michael Sweeney	Yamaha 400	3 18.250	97.037	2016
Supertwin	Ryan Farquhar	Kawasaki	3 05.522	103.694	2016
Supersport	Michael Dunlop	Yamaha	2 57.522	108.367	2011
Superbike	Michael Dunlop	Kawasaki	2 56.012	109.297	2011
Senior Support	Joe Newbould	Kawasaki 600	3 08.944	101.816	2016
Junior Support	Derek Costello	Kawasaki 650	3 20.827	95.791	2014
Classic 1000cc	Stewart Parkhill	BSA 750	3 29.69	91.74	1996
Classic 500cc	Bob Jackson	Norton	3 27.03	92.921	1998
Classic 350cc	Colin Rodgers	Honda	3 38.59	88.007	1999
Classic 250cc	Gary Long	Suzuki	3 42.23	86.566	1997
Forgotten Era	Anthony McColgan	Bimota 750	3 26.882	92.988	2016

MOST WINS at TANDRAGEE 100

Ryan Farquhar	20	1996-16	(450-5, STWN-4, SSP-2, SBK-6, SJUN-1, C500-2)
Joey Dunlop	18	1971-00	(125-3, 200 HC-1, 250-2, 350-3, 500-1, SSP-1, SBK-7)
Brian Reid	14	1980-94	(125-1, 250-3, 350-4, 500-1, SSP-3, SBK-2)
Michael Dunlop	11	2006-13	(125-1, 250-2, SSP-3, SBK-4, SJUN-1)
Ray McCullough	10	1971-82	(250-7, 350-2, 500-1)
Phillip McCallen	9	1988-99	(125-1, 250-3, SSP-1, SBK-4)
William Dunlop	9	2008-16	(125-1, 250-4, SSP-3, SBK-1)
Sam McClements	8	1981-89	(SBK-5, C500-3)
Robert Dunlop	7	1985-06	(125-7)

MOST WINS AT ALL IRISH ROAD RACE MEETINGS (after Armoy 2016)

Ryan Farquhar	211	1995-16
Joey Dunlop	156	1971-00
Robert Dunlop	135	1980-08
William Dunlop	118	2005-16
Ray McCullough	109	1960-82
Phillip McCallen	109	1987-99
Michael Dunlop	97	2006-16
Brian Reid	78	1980-94
Darran Lindsay	74	1999-06
James Courtney	66	1992-99

AROUND A POUND TANDRAGEE 100

CLASSIC - 21st Century Back Care Philip Riddall Memori

Qualifying


Friday, 21 April 2017



Pos	Class	No	Name	Machine / Sponsor	----- Best Lap -----				Laps
					Time	Behind	Speed	On	
Qualifying Classification									
1	C1000	101	Robert McCURM	Norton Weslake 850 - ATH	3:36.725		88.765	2	4
2	C500	178	Dean STIMPSON	Norton 500 - Izzard Racing	3:46.211	9.486	85.042	5	5
3	C500	40	Barry DAVIDSON	Honda 500 - Team Gimbert	3:46.254	9.529	85.026	5	5
4	C1000	74	Jamie O'BRIEN	Weslake 850 - TTS	3:46.527	9.802	84.924	2	4
5	C500	79	Keith CLARKE	Manx Norton 500	3:50.208	13.483	83.566	5	5
6	C350	14	Nigel MOORE	Honda 350	3:51.101	14.376	83.243	5	5
7	C500	2	Freddie STEWART	Honda 500	3:51.531	14.806	83.088	5	5
8	C500	4	Billy LYLE	Drixton Honda 500	3:58.321	21.596	80.721	5	5
9	C350	134	Sean LEONARD	Drixton Honda 350 - SLR	3:59.085	22.360	80.463	4	5
10	C500	191	Tony WILLIS	Drixton Honda 500	3:59.261	22.536	80.404	5	5
11	C250	87	Brian MATEER	Suzuki 250	4:00.300	23.575	80.056	3	5
12	C350	73	Linton IRWIN	Honda 350	4:00.888	24.163	79.861	5	5
13	C350	63	Ian THOMPSON (R)	Honda 350 - MB	4:03.024	26.299	79.159	5	5
14	C250	12	Richard FORD	Suzuki 247 - Bob Jackson Racing	4:03.621	26.896	78.965	4	5
15	C250	76	Philip SHAW	Suzuki 250	4:03.828	27.103	78.898	3	3
16	C250	50	Martin LYONS	Honda 250 - Ewing Racing	4:12.112	35.387	76.305	3	5
17	C500	9	Sam KINKEAD	Seeley Matchless 500	4:12.627	35.902	76.150	5	5
18	C1000	27	Trevor RUFUS	Triumph Weslake 900	4:12.807	36.082	76.096	2	5
19	C500	26	David CARLETON	Drixton Honda 500	4:13.392	36.667	75.920	5	5
20	C500	99	Wallace SEAWRIGHT	Drixton Honda 500	4:14.552	37.827	75.574	4	5
21	C350	48	Gearoid HOARE	Honda 350	4:14.644	37.919	75.547	5	5
22	C500	15	Patrick WALKER	Manx Norton 500 - Works Racing M/Cycles	4:18.846	42.121	74.320	4	4
23	C350	44	Sean HENRY	Drixton Honda 350	4:21.344	44.619	73.610	2	2
24	C250	20	Gary HUTTON	Honda 198 - Dempster Racing	4:21.703	44.978	73.509	5	5
25	C350	42	Tom FRAZER	Bultaco 347	4:28.073	51.348	71.762	3	3
26	C250	78	Ken PARKES	Honda 198	4:30.015	53.290	71.246	4	5
27	C250	43	Alex McVICKER	Honda 250	4:30.403	53.678	71.144	4	4
28	C250	57	David CRAWFORD	Honda 250	4:30.753	54.028	71.052	5	5
29	C500	93	Chris TURNER	Manx Norton 500	4:32.789	56.064	70.522	4	5
30	C250	30	Robert WRIGHT	Honda 250	5:02.031	1:25.306	63.694	4	4
31	C350	182	Roger CHEN	Honda 350	5:15.723	1:38.998	60.932	3	4
32	C1000	34	Trevor STEWART	Honda 580 - Stewart Racing	5:30.759	1:54.034	58.162	4	4
33	C250	69	Allen GIBSON	Suzuki 210	5:38.407	2:01.682	56.847	2	2
34	C500	8	John BELL	Seeley 500	7:16.493	3:39.768	44.073	1	1

Provisional result to be confirmed by the Stewards of the Meeting subject to completion of technical inspections & the time limit for protests

Page 1 / 1

Circuit	Tandragee	Signed		Organising Club	North Armagh MC&CC
Length(miles)	5.3438 Lap 1 (5.2368)		Chief Timekeeper	Qualifying Started	17:29
Weather	Cloudy	Issued At:	17:58		
Track	Dry				



Qualifying Classification

Position

1 101 Robert McCRUM

C1000 Behind **9.486**
Best Time **3:36.725** Best Speed **88.765** On **2** Gp

Lap	Elapsed Time	Lap Time	Lap Speed
1	4:09.916	4:09.916	75.435
2	7:46.641	3:36.725	88.765
3	11:30.511	3:43.870	85.932
4	15:22.607	3:52.096	82.886

2 178 Dean STIMPSON

C500 Behind **9.486**
Best Time **3:46.211** Best Speed **85.042** On **5** Gp

Lap	Elapsed Time	Lap Time	Lap Speed
1	4:24.378	4:24.378	71.308
2	8:15.855	3:51.477	83.108
3	12:09.118	3:53.263	82.471
4	16:01.200	3:52.082	82.891
5	19:47.411	3:46.211	85.042

3 40 Barry DAVIDSON

C500 Behind **9.529**
Best Time **3:46.254** Best Speed **85.026** On **5** Gp

Lap	Elapsed Time	Lap Time	Lap Speed
1	4:53.825	4:53.825	64.162
2	8:53.864	4:00.039	80.143
3	12:49.045	3:55.181	81.799
4	16:43.249	3:54.204	82.140
5	20:29.503	3:46.254	85.026

4 74 Jamie O'BRIEN

C1000 Behind **9.802**
Best Time **3:46.527** Best Speed **84.924** On **2** Gp

Lap	Elapsed Time	Lap Time	Lap Speed
1	3:50.280	3:50.280	81.867
2	7:36.807	3:46.527	84.924
3	11:29.815	3:53.008	82.562
4	15:22.359	3:52.544	82.726

Qualifying Classification

Position

5 79 Keith CLARKE

C500 Behind **13.483**
Best Time **3:50.208** Best Speed **83.566** On **5** Gp

Lap	Elapsed Time	Lap Time	Lap Speed
1	4:31.517	4:31.517	69.433
2	8:31.213	3:59.696	80.258
3	12:27.263	3:56.050	81.498
4	16:20.880	3:53.617	82.346
5	20:11.088	3:50.208	83.566

6 14 Nigel MOORE

C350 Behind **14.376**
Best Time **3:51.101** Best Speed **83.243** On **5** Gp

Lap	Elapsed Time	Lap Time	Lap Speed
1	5:06.131	5:06.131	61.582
2	9:00.019	3:53.888	82.251
3	12:55.038	3:55.019	81.855
4	16:48.587	3:53.549	82.370
5	20:39.688	3:51.101	83.243

7 2 Freddie STEWART

C500 Behind **14.806**
Best Time **3:51.531** Best Speed **83.088** On **5** Gp

Lap	Elapsed Time	Lap Time	Lap Speed
1	4:12.282	4:12.282	74.727
2	8:09.677	3:57.395	81.036
3	12:08.754	3:59.077	80.466
4	16:02.277	3:53.523	82.379
5	19:53.808	3:51.531	83.088

8 4 Billy LYLE

C500 Behind **21.596**
Best Time **3:58.321** Best Speed **80.721** On **5** Gp

Lap	Elapsed Time	Lap Time	Lap Speed
1	4:54.197	4:54.197	64.081
2	9:00.895	4:06.698	77.980
3	13:03.113	4:02.218	79.422
4	17:07.001	4:03.888	78.878
5	21:05.322	3:58.321	80.721

AROUND A POUND TANDRAGEE 100

CLASSIC - 21st Century Back Care Philip Riddall Memorial Ra

Qualifying

Friday, 21 April 2017

DETAILED RESULT



Qualifying Classification

Position

9 134 Sean LEONARD

C350 Behind 22.360

Best Time 3:59.085 Best Speed 80.463 On 4 Gp

Lap	Elapsed Time	Lap Time	Lap Speed
1	4:07.101	4:07.101	76.294
2	8:10.115	4:03.014	79.162
3	12:11.039	4:00.924	79.849
4	16:10.124	3:59.085	80.463
5	20:11.999	4:01.875	79.535

Qualifying Classification

Position

13 63 Ian THOMPSON (R)

C350 Behind 26.299

Best Time 4:03.024 Best Speed 79.159 On 5 Gp

Lap	Elapsed Time	Lap Time	Lap Speed
1	4:08.267	4:08.267	75.936
2	8:11.494	4:03.227	79.093
3	12:14.713	4:03.219	79.095
4	16:18.954	4:04.241	78.764
5	20:21.978	4:03.024	79.159

10 191 Tony WILLIS

C500 Behind 22.536

Best Time 3:59.261 Best Speed 80.404 On 5 Gp

Lap	Elapsed Time	Lap Time	Lap Speed
1	5:11.715	5:11.715	60.479
2	9:19.388	4:07.673	77.673
3	13:23.901	4:04.513	78.677
4	17:26.477	4:02.576	79.305
5	21:25.738	3:59.261	80.404

14 12 Richard FORD

C250 Behind 26.896

Best Time 4:03.621 Best Speed 78.965 On 4 Gp

Lap	Elapsed Time	Lap Time	Lap Speed
1	6:01.751	6:01.751	52.114
2	10:16.304	4:14.553	75.574
3	14:22.189	4:05.885	78.238
4	18:25.810	4:03.621	78.965
5	22:59.560	4:33.750	70.274

11 87 Brian MATEER

C250 Behind 23.575

Best Time 4:00.300 Best Speed 80.056 On 3 Gp

Lap	Elapsed Time	Lap Time	Lap Speed
1	5:10.505	5:10.505	60.715
2	9:13.321	4:02.816	79.227
3	13:13.621	4:00.300	80.056
4	17:14.059	4:00.438	80.010
5	21:16.650	4:02.591	79.300

15 76 Philip SHAW

C250 Behind 27.103

Best Time 4:03.828 Best Speed 78.898 On 3 Gp

Lap	Elapsed Time	Lap Time	Lap Speed
1	5:16.953	5:16.953	59.480
2	9:27.750	4:10.797	76.705
3	13:31.578	4:03.828	78.898

12 73 Linton IRWIN

C350 Behind 24.163

Best Time 4:00.888 Best Speed 79.861 On 5 Gp

Lap	Elapsed Time	Lap Time	Lap Speed
1	4:46.385	4:46.385	65.829
2	8:55.322	4:08.937	77.279
3	12:59.767	4:04.445	78.699
4	17:03.639	4:03.872	78.884
5	21:04.527	4:00.888	79.861

16 50 Martin LYONS

C250 Behind 35.387

Best Time 4:12.112 Best Speed 76.305 On 3 Gp

Lap	Elapsed Time	Lap Time	Lap Speed
1	5:10.001	5:10.001	60.814
2	9:28.558	4:18.557	74.403
3	13:40.670	4:12.112	76.305
4	17:54.277	4:13.607	75.856
5	22:09.524	4:15.247	75.368

AROUND A POUND TANDRAGEE 100

CLASSIC - 21st Century Back Care Philip Riddall Memorial Ra

Qualifying

Friday, 21 April 2017

DETAILED RESULT



Qualifying Classification

Position

17 9 Sam KINKEAD

C500 Behind 35.902

Best Time 4:12.627 Best Speed 76.150 On 5 Gp

Lap	Elapsed Time	Lap Time	Lap Speed
1	5:09.129	5:09.129	60.985
2	9:27.859	4:18.730	74.354
3	13:44.476	4:16.617	74.966
4	17:57.777	4:13.301	75.947
5	22:10.404	4:12.627	76.150

18 27 Trevor RUFUS

C1000 Behind 36.082

Best Time 4:12.807 Best Speed 76.096 On 2 Gp

Lap	Elapsed Time	Lap Time	Lap Speed
1	5:13.284	5:13.284	60.176
2	9:26.091	4:12.807	76.096
3	13:53.268	4:27.177	72.003
4	18:20.918	4:27.650	71.876
5	22:44.252	4:23.334	73.054

19 26 David CARLETON

C500 Behind 36.667

Best Time 4:13.392 Best Speed 75.920 On 5 Gp

Lap	Elapsed Time	Lap Time	Lap Speed
1	5:48.923	5:48.923	54.030
2	10:14.914	4:25.991	72.324
3	14:34.526	4:19.612	74.101
4	18:54.325	4:19.799	74.048
5	23:07.717	4:13.392	75.920

20 99 Wallace SEAWRIGHT

C500 Behind 37.827

Best Time 4:14.552 Best Speed 75.574 On 4 Gp

Lap	Elapsed Time	Lap Time	Lap Speed
1	5:01.815	5:01.815	62.463
2	9:23.232	4:21.417	73.589
3	13:39.902	4:16.670	74.950
4	17:54.454	4:14.552	75.574
5	22:20.647	4:26.193	72.269

Qualifying Classification

Position

21 48 Gearoid HOARE

C350 Behind 37.919

Best Time 4:14.644 Best Speed 75.547 On 5 Gp

Lap	Elapsed Time	Lap Time	Lap Speed
1	5:03.008	5:03.008	62.217
2	9:25.230	4:22.222	73.363
3	13:41.444	4:16.214	75.084
4	17:58.243	4:16.799	74.913
5	22:12.887	4:14.644	75.547

22 15 Patrick WALKER

C500 Behind 42.121

Best Time 4:18.846 Best Speed 74.320 On 4 Gp

Lap	Elapsed Time	Lap Time	Lap Speed
1	6:51.619	6:51.619	45.800
2	11:15.527	4:23.908	72.895
3	15:34.464	4:18.937	74.294
4	19:53.310	4:18.846	74.320

23 44 Sean HENRY

C350 Behind 44.619

Best Time 4:21.344 Best Speed 73.610 On 2 Gp

Lap	Elapsed Time	Lap Time	Lap Speed
1	5:01.514	5:01.514	62.525
2	9:22.858	4:21.344	73.610

24 20 Gary HUTTON

C250 Behind 44.978

Best Time 4:21.703 Best Speed 73.509 On 5 Gp

Lap	Elapsed Time	Lap Time	Lap Speed
1	5:51.536	5:51.536	53.628
2	10:17.942	4:26.406	72.211
3	14:43.140	4:25.198	72.540
4	19:08.053	4:24.913	72.618
5	23:29.756	4:21.703	73.509

25 42 Tom FRAZER

C350 Behind 51.348

Best Time 4:28.073 Best Speed 71.762 On 3 Gp

Lap	Elapsed Time	Lap Time	Lap Speed
1	6:26.233	6:26.233	48.811
2	10:58.769	4:32.536	70.587
3	15:26.842	4:28.073	71.762

AROUND A POUND TANDRAGEE 100

CLASSIC - 21st Century Back Care Philip Riddall Memorial Ra

Qualifying

Friday, 21 April 2017

DETAILED RESULT



Qualifying Classification

Position

26 78 Ken PARKES

C250 Behind **53.290**

Best Time **4:30.015** Best Speed **71.246** On **4** Gp

Lap	Elapsed Time	Lap Time	Lap Speed
1	4:44.879	4:44.879	66.177
2	9:16.772	4:31.893	70.754
3	13:47.046	4:30.274	71.178
4	18:17.061	4:30.015	71.246
5	22:52.665	4:35.604	69.801

27 43 Alex McVICKER

C250 Behind **53.678**

Best Time **4:30.403** Best Speed **71.144** On **4** Gp

Lap	Elapsed Time	Lap Time	Lap Speed
1	6:30.505	6:30.505	48.277
2	11:11.547	4:41.042	68.451
3	15:46.524	4:34.977	69.960
4	20:16.927	4:30.403	71.144

28 57 David CRAWFORD

C250 Behind **54.028**

Best Time **4:30.753** Best Speed **71.052** On **5** Gp

Lap	Elapsed Time	Lap Time	Lap Speed
1	4:47.143	4:47.143	65.655
2	9:29.294	4:42.151	68.182
3	14:09.734	4:40.440	68.598
4	18:41.922	4:32.188	70.677
5	23:12.675	4:30.753	71.052

29 93 Chris TURNER

C500 Behind **56.064**

Best Time **4:32.789** Best Speed **70.522** On **4** Gp

Lap	Elapsed Time	Lap Time	Lap Speed
1	5:56.884	5:56.884	52.825
2	10:32.850	4:35.966	69.710
3	15:08.552	4:35.702	69.776
4	19:41.341	4:32.789	70.522
5	24:15.385	4:34.044	70.199

Qualifying Classification

Position

30 30 Robert WRIGHT

C250 Behind **1:25.306**

Best Time **5:02.031** Best Speed **63.694** On **4** Gp

Lap	Elapsed Time	Lap Time	Lap Speed
1	6:15.603	6:15.603	50.192
2	11:28.735	5:13.132	61.436
3	16:35.804	5:07.069	62.649
4	21:37.835	5:02.031	63.694

31 182 Roger CHEN

C350 Behind **1:38.998**

Best Time **5:15.723** Best Speed **60.932** On **3** Gp

Lap	Elapsed Time	Lap Time	Lap Speed
1	6:23.733	6:23.733	49.129
2	11:41.287	5:17.554	60.580
3	16:57.010	5:15.723	60.932
4	22:14.287	5:17.277	60.633

32 34 Trevor STEWART

C1000 Behind **1:54.034**

Best Time **5:30.759** Best Speed **58.162** On **4** Gp

Lap	Elapsed Time	Lap Time	Lap Speed
1	6:40.148	6:40.148	47.113
2	12:26.087	5:45.939	55.610
3	18:06.336	5:40.249	56.539
4	23:37.095	5:30.759	58.162

33 69 Allen GIBSON

C250 Behind **2:01.682**

Best Time **5:38.407** Best Speed **56.847** On **2** Gp

Lap	Elapsed Time	Lap Time	Lap Speed
1	6:58.403	6:58.403	45.058
2	12:36.810	5:38.407	56.847

34 8 John BELL

C500 Behind **3:39.768**

Best Time **7:16.493** Best Speed **44.073** On **1** Gp

Lap	Elapsed Time	Lap Time	Lap Speed
1	7:16.493	7:16.493	43.190

AROUND A POUND TANDRAGEE 100

CLASSIC - 21st Century Back Care

Tandragee 5.344 miles

R4: Millside Eng/R Heatrick/W McCombe/Simple Earth Classic

22/04/2017 13:15

Race (5 Laps)

14

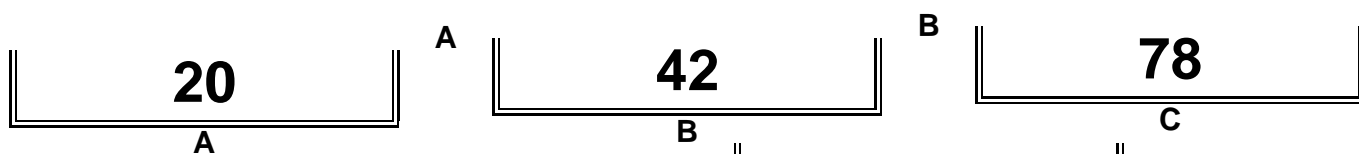
RACE 4 - CLASSIC Page 1 of 2

13

Nos 42, 44 & 69 subject to completing laps

12

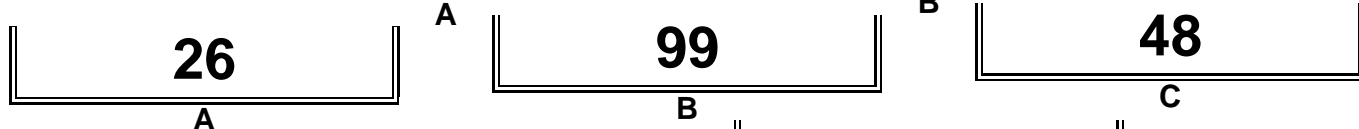
11



10



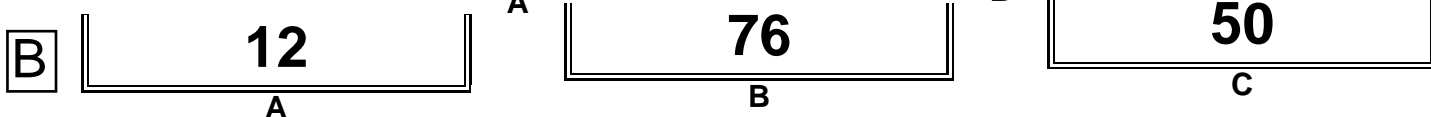
9



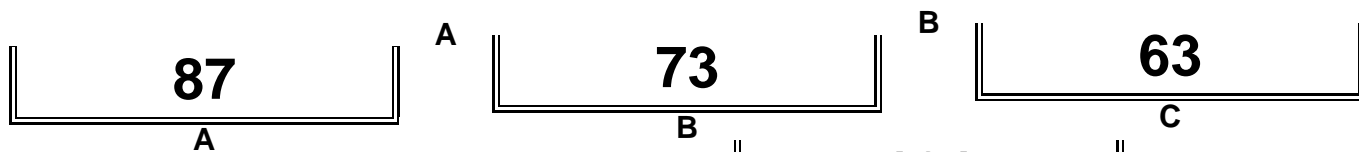
8



7



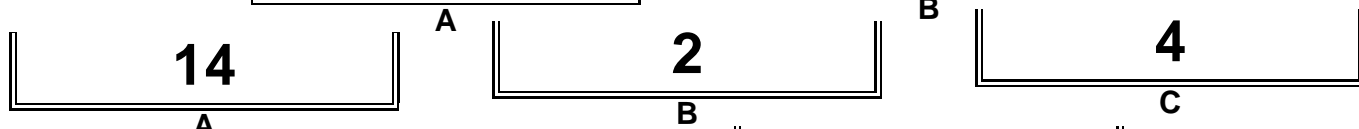
6



5



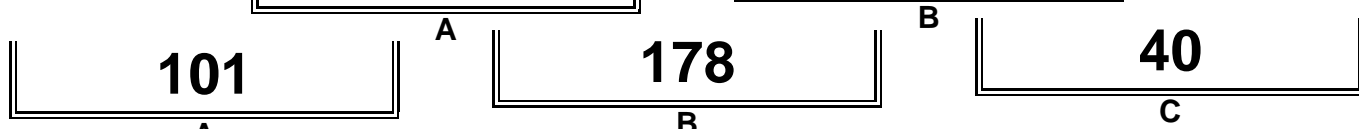
4



3




2



1

POLE POSITION



Promoted by North Armagh Motorcycle and Car Club

Orbits

Provisional result to be confirmed by the Stewards of the Meeting subject to the completion of technical inspections and the time limit for protests
 MCUI (Ulster Centre) Timing @ www.elaps-timing.com



Ride on Delta Seven

AROUND A POUND TANDRAGEE 100

CLASSIC - 21st Century Back Care

Tandragee 5.344 miles


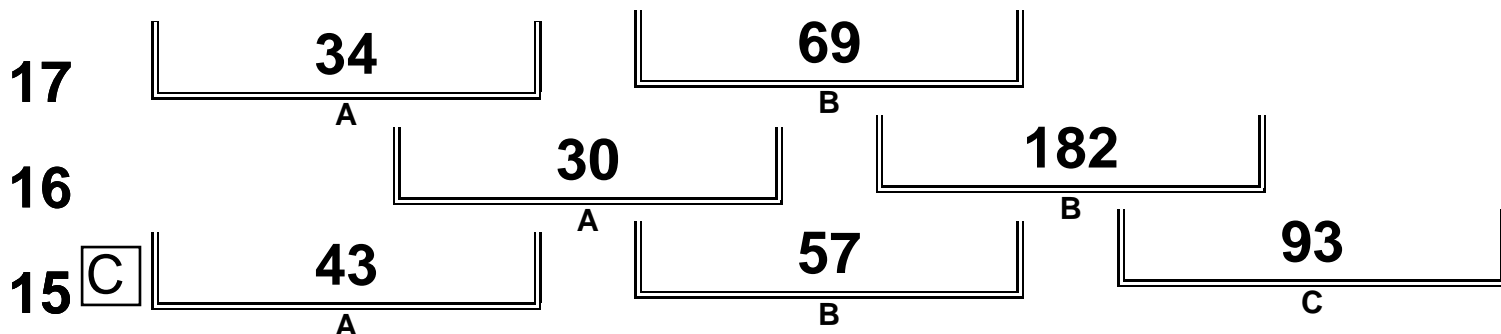
R4: Millside Eng/R Heatrick/W McCombe/Simple Earth Classic

22/04/2017 13:15

Race (5 Laps)

RACE 4 - CLASSIC Page 2 of 2

Nos 42, 44 & 69 subject to completing laps



Promoted by North Armagh Motorcycle and Car Club

Orbits

Provisional result to be confirmed by the Stewards of the Meeting subject to the completion of technical inspections and the time limit for protests
 MCUI (Ulster Centre) Timing @ www.elaps-timing.com



Ride on Delta Seven

AROUND A POUND TANDRAGEE 100

CLASSIC - 21st Century Back Care Philip Riddall Memorial Race
Race 4 - Millside Eng/R Heatrick/W McCombe/Simple Earth Classic
Saturday, 22 April 2017



Pos	Class	No	Name	Machine / Sponsor	Gp	Lap	Total Time	Behind	Speed	-----Best Lap-----		
										Time	Speed	On
Race Classification												
1	C500	40	Barry DAVIDSON	Honda 500 - Team Gimbert	a	5	20:13.720		78.933	3:57.055	81.152	5
2	C1000	74	Jamie O'BRIEN	Weslake 850 - TTS	a	5	20:14.384	0.664	78.890	3:58.024	80.822	5
3	C350	14	Nigel MOORE	Honda 350	a	5	20:17.425	3.705	78.693	3:59.033	80.481	5
4	C1000	101	Robert McCURUM	Norton Weslake 850 - ATH	a	5	20:32.305	18.585	77.742	4:03.056	79.148	5
5	C500	5	Gary JAMISON	Honda 500	a	5	21:01.519	47.799	75.942	4:08.996	77.260	5
6	C500	79	Keith CLARKE	Manx Norton 500	a	5	21:06.021	52.301	75.672	4:08.993	77.261	5
7	C250	76	Philip SHAW	Suzuki 250	b	5	21:20.585	1:06.865	74.811	4:16.196	75.089	2
8	C250	87	Brian MATEER	Suzuki 250	a	5	21:30.453	1:16.733	74.239	4:12.035	76.329	4
9	C500	2	Freddie STEWART	Honda 500	a	5	21:34.013	1:20.293	74.035	4:13.820	75.792	2
10	C350	134	Sean LEONARD	Drixton Honda 350 - SLR	a	5	21:34.242	1:20.522	74.022	4:12.196	76.280	3
11	C500	191	Tony WILLIS	Drixton Honda 500	a	5	21:49.544	1:35.824	73.157	4:12.811	76.094	5
12	C350	73	Linton IRWIN	Honda 350	a	5	21:56.199	1:42.479	72.787	4:14.940	75.459	5
13	C350	63	Ian THOMPSON (R)	Honda 350 - MB	a	5	22:00.823	1:47.103	72.532	4:18.327	74.470	5
14	C250	12	Richard FORD	Suzuki 247 - Bob Jackson Racing	b	5	22:28.280	2:14.560	71.055	4:23.876	72.904	4
15	C500	99	Wallace SEAWRIGHT	Drixton Honda 500	b	5	22:54.309	2:40.589	69.709	4:34.490	70.085	2
16	C250	20	Gary HUTTON	Honda 198 - Dempster Racing	b	5	23:00.538	2:46.818	69.395	4:33.318	70.385	3
17	C500	15	Patrick WALKER	Manx Norton 500 - Works Racing M/Cycles	b	5	23:04.831	2:51.111	69.180	4:33.274	70.396	5
18	C350	48	Gearoid HOARE	Honda 350	b	5	23:06.500	2:52.780	69.097	4:32.718	70.540	4
19	C500	9	Sam KINKEAD	Seeley Matchless 500	b	5	23:54.619	3:40.899	66.779	4:44.854	67.535	2
20	C250	78	Ken PARKES	Honda 198	b	5	23:56.213	3:42.493	66.705	4:46.229	67.210	2
21	C1000	27	Trevor RUFUS	Triumph Weslake 900	b	4	19:28.078	1 Lap	65.548	4:37.788	69.252	4
22	C500	93	Chris TURNER	Manx Norton 500	c	4	20:15.321	1 Lap	63.000	4:57.021	64.768	4
23	C250	43	Alex McVICKER	Honda 250	c	4	20:19.521	1 Lap	62.783	4:53.827	65.472	4
24	C250	30	Robert WRIGHT	Honda 250	c	4	22:19.308	1 Lap	57.167	5:23.326	59.499	4
25	C350	182	Roger CHEN	Honda 350	c	4	22:25.928	1 Lap	56.886	5:31.395	58.050	4
26	C250	69	Allen GIBSON	Suzuki 210	c	3	22:08.161	2 Laps	43.163	6:11.546	51.777	3

Fastest Lap


C500	40	Barry DAVIDSON	Honda 500 - Team Gimbert	3:57.055	81.152	5
------	----	----------------	--------------------------	----------	--------	---

Not Classified

DNF	C500	178	Dean STIMPSON	Norton 500 - Izzard Racing	a	3	12:16.080		77.882	4:03.878	78.882	3
DNF	C250	50	Martin LYONS	Honda 250 - Ewing Racing	b	3	13:46.444		69.366	4:31.948	70.740	2
DNF	C500	26	David CARLETON	Drixton Honda 500	b	2	9:33.803		66.381	4:48.703	66.634	2

Provisional result to be confirmed by the Stewards of the Meeting subject to completion of technical inspections & the time limit for protests

Page 1 / 1

Circuit	Tandragee	Signed		Organising Club	North Armagh MC&CC
Length(miles)	5.3438	Lap 1 (5.2368)	Chief Timekeeper	Race Started	13:47
Weather	Rain	Issued At:	14:16	Gp Time Diff - b 45.31 / c 96.05	
Track	Wet				



AROUND A POUND TANDRAGEE 100

CLASSIC - 21st Century Back Care Philip Riddall Memorial Ra
Race 4 - Millside Eng/R Heatrick/W McCombe/Simple Earth Classic
Saturday, 22 April 2017
DETAILED RESULT



Race Classification

1 40 Barry DAVIDSON

Total Time **20:13.720** Avg Speed **78.933** Behind
Best Time **3:57.055** Best Speed **81.152** On 5 Gp a

Lap	Elapsed Time	Lap Time	Lap Speed
1	4:06.237	4:06.237	76.562
2	8:11.576	4:05.339	78.412
3	12:16.586	4:05.010	78.517
4	16:16.665	4:00.079	80.130
5	20:13.720	3:57.055	81.152

2 74 Jamie O'BRIEN

Total Time **20:14.384** Avg Speed **78.890** Behind **0.664**
Best Time **3:58.024** Best Speed **80.822** On 5 Gp a

Lap	Elapsed Time	Lap Time	Lap Speed
1	4:10.487	4:10.487	75.263
2	8:12.411	4:01.924	79.519
3	12:15.747	4:03.336	79.057
4	16:16.360	4:00.613	79.952
5	20:14.384	3:58.024	80.822

3 14 Nigel MOORE

Total Time **20:17.425** Avg Speed **78.693** Behind **3.705**
Best Time **3:59.033** Best Speed **80.481** On 5 Gp a

Lap	Elapsed Time	Lap Time	Lap Speed
1	4:07.625	4:07.625	76.132
2	8:13.258	4:05.633	78.318
3	12:17.620	4:04.362	78.725
4	16:18.392	4:00.772	79.899
5	20:17.425	3:59.033	80.481

4 101 Robert McCRUM

Total Time **20:32.305** Avg Speed **77.742** Behind **18.585**
Best Time **4:03.056** Best Speed **79.148** On 5 Gp a

Lap	Elapsed Time	Lap Time	Lap Speed
1	4:16.437	4:16.437	73.516
2	8:20.295	4:03.858	78.888
3	12:24.889	4:04.594	78.651
4	16:29.249	4:04.360	78.726
5	20:32.305	4:03.056	79.148

Race Classification

5 5 Gary JAMISON

Total Time **21:01.519** Avg Speed **75.942** Behind **47.799**
Best Time **4:08.996** Best Speed **77.260** On 5 Gp a

Lap	Elapsed Time	Lap Time	Lap Speed
1	4:19.675	4:19.675	72.600
2	8:29.402	4:09.727	77.034
3	12:38.930	4:09.528	77.096
4	16:52.523	4:13.593	75.860
5	21:01.519	4:08.996	77.260

6 79 Keith CLARKE

Total Time **21:06.021** Avg Speed **75.672** Behind **52.301**
Best Time **4:08.993** Best Speed **77.261** On 5 Gp a

Lap	Elapsed Time	Lap Time	Lap Speed
1	4:17.646	4:17.646	73.171
2	8:29.836	4:12.190	76.282
3	12:43.278	4:13.442	75.905
4	16:57.028	4:13.750	75.813
5	21:06.021	4:08.993	77.261

7 76 Philip SHAW

Total Time **21:20.585** Avg Speed **74.811** Behind **1:06.865**
Best Time **4:16.196** Best Speed **75.089** On 2 Gp b

Lap	Elapsed Time	Lap Time	Lap Speed
1	4:13.355	4:13.355	74.411
2	8:29.551	4:16.196	75.089
3	12:46.110	4:16.559	74.983
4	17:02.363	4:16.253	75.072
5	21:20.585	4:18.222	74.500

8 87 Brian MATEER

Total Time **21:30.453** Avg Speed **74.239** Behind **1:16.733**
Best Time **4:12.035** Best Speed **76.329** On 4 Gp a

Lap	Elapsed Time	Lap Time	Lap Speed
1	4:28.509	4:28.509	70.211
2	8:45.651	4:17.142	74.813
3	13:01.817	4:16.166	75.098
4	17:13.852	4:12.035	76.329
5	21:30.453	4:16.601	74.970

AROUND A POUND TANDRAGEE 100

CLASSIC - 21st Century Back Care Philip Riddall Memorial Ra
 Race 4 - Millside Eng/R Heatrick/W McCombe/Simple Earth Classic
 Saturday, 22 April 2017
DETAILED RESULT



Race Classification

9 **2 Freddie STEWART**

Total Time **21:34.013** Avg Speed **74.035** Behind **1:20.293**
 Best Time **4:13.820** Best Speed **75.792** On **2** Gp **a**

Lap	Elapsed Time	Lap Time	Lap Speed
1	4:18.540	4:18.540	72.918
2	8:32.360	4:13.820	75.792
3	12:51.633	4:19.273	74.198
4	17:10.104	4:18.471	74.428
5	21:34.013	4:23.909	72.894

10 **134 Sean LEONARD**

Total Time **21:34.242** Avg Speed **74.022** Behind **1:20.522**
 Best Time **4:12.196** Best Speed **76.280** On **3** Gp **a**

Lap	Elapsed Time	Lap Time	Lap Speed
1	4:30.554	4:30.554	69.680
2	8:55.157	4:24.603	72.703
3	13:07.353	4:12.196	76.280
4	17:20.079	4:12.726	76.120
5	21:34.242	4:14.163	75.690

11 **191 Tony WILLIS**

Total Time **21:49.544** Avg Speed **73.157** Behind **1:35.824**
 Best Time **4:12.811** Best Speed **76.094** On **5** Gp **a**

Lap	Elapsed Time	Lap Time	Lap Speed
1	4:30.129	4:30.129	69.790
2	8:58.738	4:28.609	71.619
3	13:19.568	4:20.830	73.755
4	17:36.733	4:17.165	74.806
5	21:49.544	4:12.811	76.094

12 **73 Linton IRWIN**

Total Time **21:56.199** Avg Speed **72.787** Behind **1:42.479**
 Best Time **4:14.940** Best Speed **75.459** On **5** Gp **a**

Lap	Elapsed Time	Lap Time	Lap Speed
1	4:31.853	4:31.853	69.347
2	8:55.644	4:23.791	72.927
3	13:17.653	4:22.009	73.423
4	17:41.259	4:23.606	72.978
5	21:56.199	4:14.940	75.459

Race Classification

13 **63 Ian THOMPSON (R)**

Total Time **22:00.823** Avg Speed **72.532** Behind **1:47.103**
 Best Time **4:18.327** Best Speed **74.470** On **5** Gp **a**

Lap	Elapsed Time	Lap Time	Lap Speed
1	4:31.355	4:31.355	69.475
2	8:58.353	4:26.998	72.051
3	13:21.389	4:23.036	73.136
4	17:42.496	4:21.107	73.677
5	22:00.823	4:18.327	74.470

14 **12 Richard FORD**

Total Time **22:28.280** Avg Speed **71.055** Behind **2:14.560**
 Best Time **4:23.876** Best Speed **72.904** On **4** Gp **b**

Lap	Elapsed Time	Lap Time	Lap Speed
1	4:42.146	4:42.146	66.818
2	9:11.260	4:29.114	71.485
3	13:35.154	4:23.894	72.899
4	17:59.030	4:23.876	72.904
5	22:28.280	4:29.250	71.448

15 **99 Wallace SEAWRIGHT**

Total Time **22:54.309** Avg Speed **69.709** Behind **2:40.589**
 Best Time **4:34.490** Best Speed **70.085** On **2** Gp **b**

Lap	Elapsed Time	Lap Time	Lap Speed
1	4:30.287	4:30.287	69.749
2	9:04.777	4:34.490	70.085
3	13:39.792	4:35.015	69.951
4	18:18.714	4:38.922	68.971
5	22:54.309	4:35.595	69.804

16 **20 Gary HUTTON**

Total Time **23:00.538** Avg Speed **69.395** Behind **2:46.818**
 Best Time **4:33.318** Best Speed **70.385** On **3** Gp **b**

Lap	Elapsed Time	Lap Time	Lap Speed
1	4:42.521	4:42.521	66.729
2	9:18.359	4:35.838	69.742
3	13:51.677	4:33.318	70.385
4	18:26.473	4:34.796	70.006
5	23:00.538	4:34.065	70.193

AROUND A POUND TANDRAGEE 100

CLASSIC - 21st Century Back Care Philip Riddall Memorial Ra
Race 4 - Millside Eng/R Heatrick/W McCombe/Simple Earth Classic
Saturday, 22 April 2017
DETAILED RESULT



Race Classification

17 15 Patrick WALKER

Total Time **23:04.831** Avg Speed **69.180** Behind **2:51.111**
Best Time **4:33.274** Best Speed **70.396** On **5** Gp **b**

Lap	Elapsed Time	Lap Time	Lap Speed
1	4:39.526	4:39.526	67.444
2	9:19.606	4:40.080	68.686
3	13:54.943	4:35.337	69.869
4	18:31.557	4:36.614	69.546
5	23:04.831	4:33.274	70.396

18 48 Gearoid HOARE

Total Time **23:06.500** Avg Speed **69.097** Behind **2:52.780**
Best Time **4:32.718** Best Speed **70.540** On **4** Gp **b**

Lap	Elapsed Time	Lap Time	Lap Speed
1	4:43.800	4:43.800	66.428
2	9:20.879	4:37.079	69.430
3	13:58.220	4:37.341	69.364
4	18:30.938	4:32.718	70.540
5	23:06.500	4:35.562	69.812

19 9 Sam KINKEAD

Total Time **23:54.619** Avg Speed **66.779** Behind **3:40.899**
Best Time **4:44.854** Best Speed **67.535** On **2** Gp **b**

Lap	Elapsed Time	Lap Time	Lap Speed
1	4:45.660	4:45.660	65.996
2	9:30.514	4:44.854	67.535
3	14:19.173	4:48.659	66.644
4	19:07.083	4:47.910	66.818
5	23:54.619	4:47.536	66.905

20 78 Ken PARKES

Total Time **23:56.213** Avg Speed **66.705** Behind **3:42.493**
Best Time **4:46.229** Best Speed **67.210** On **2** Gp **b**

Lap	Elapsed Time	Lap Time	Lap Speed
1	4:49.138	4:49.138	65.202
2	9:35.367	4:46.229	67.210
3	14:22.035	4:46.668	67.107
4	19:08.998	4:46.963	67.038
5	23:56.213	4:47.215	66.979

Race Classification

21 27 Trevor RUFUS

Total Time **19:28.078** Avg Speed **65.548** Behind **1 Lap**
Best Time **4:37.788** Best Speed **69.252** On **4** Gp **b**

Lap	Elapsed Time	Lap Time	Lap Speed
1	5:01.064	5:01.064	62.619
2	9:57.709	4:56.645	64.850
3	14:50.290	4:52.581	65.751
4	19:28.078	4:37.788	69.252

22 93 Chris TURNER

Total Time **20:15.321** Avg Speed **63.000** Behind **1 Lap**
Best Time **4:57.021** Best Speed **64.768** On **4** Gp **c**

Lap	Elapsed Time	Lap Time	Lap Speed
1	5:10.902	5:10.902	60.637
2	10:19.088	5:08.186	62.422
3	15:18.300	4:59.212	64.294
4	20:15.321	4:57.021	64.768

23 43 Alex McVICKER

Total Time **20:19.521** Avg Speed **62.783** Behind **1 Lap**
Best Time **4:53.827** Best Speed **65.472** On **4** Gp **c**

Lap	Elapsed Time	Lap Time	Lap Speed
1	5:18.424	5:18.424	59.205
2	10:27.643	5:09.219	62.213
3	15:25.694	4:58.051	64.544
4	20:19.521	4:53.827	65.472

24 30 Robert WRIGHT

Total Time **22:19.308** Avg Speed **57.167** Behind **1 Lap**
Best Time **5:23.326** Best Speed **59.499** On **4** Gp **c**

Lap	Elapsed Time	Lap Time	Lap Speed
1	5:43.467	5:43.467	54.888
2	11:28.942	5:45.475	55.684
3	16:55.982	5:27.040	58.823
4	22:19.308	5:23.326	59.499

25 182 Roger CHEN

Total Time **22:25.928** Avg Speed **56.886** Behind **1 Lap**
Best Time **5:31.395** Best Speed **58.050** On **4** Gp **c**

Lap	Elapsed Time	Lap Time	Lap Speed
1	5:43.136	5:43.136	54.941
2	11:22.497	5:39.361	56.687
3	16:54.533	5:32.036	57.938
4	22:25.928	5:31.395	58.050

AROUND A POUND TANDRAGEE 100

CLASSIC - 21st Century Back Care Philip Riddall Memorial Ra
Race 4 - Millside Eng/R Heatrick/W McCombe/Simple Earth Classic
Saturday, 22 April 2017
DETAILED RESULT



Race Classification

26 69 Allen GIBSON

Total Time **22:08.161** Avg Speed **43.163** Behind **2 Laps**
Best Time **6:11.546** Best Speed **51.777** On **3** Gp **c**

Lap	Elapsed Time	Lap Time	Lap Speed
1	6:18.826	6:18.826	49.765
2	15:56.615	9:37.789	33.295
3	22:08.161	6:11.546	51.777

Not Classified

DNF 178 Dean STIMPSON

Total Time **12:16.080** Avg Speed **77.882** Behind
Best Time **4:03.878** Best Speed **78.882** On **3** Gp **a**

Lap	Elapsed Time	Lap Time	Lap Speed
1	4:06.473	4:06.473	76.488
2	8:12.202	4:05.729	78.287
3	12:16.080	4:03.878	78.882

DNF 50 Martin LYONS

Total Time **13:46.444** Avg Speed **69.366** Behind
Best Time **4:31.948** Best Speed **70.740** On **2** Gp **b**

Lap	Elapsed Time	Lap Time	Lap Speed
1	4:41.644	4:41.644	66.937
2	9:13.592	4:31.948	70.740
3	13:46.444	4:32.852	70.505

DNF 26 David CARLETON

Total Time **9:33.803** Avg Speed **66.381** Behind
Best Time **4:48.703** Best Speed **66.634** On **2** Gp **b**

Lap	Elapsed Time	Lap Time	Lap Speed
1	4:45.100	4:45.100	66.125
2	9:33.803	4:48.703	66.634

AROUND A POUND TANDRAGEE 100

CLASSIC - 21st Century Back Care Philip Riddall

Race 4 - Millside Eng/R Heatrick/W McCombe/Simple Earth Classic

LAP CHART



1					2					3				
No	Name	Gp	Time of Day	Lap Time	No	Name	Gp	Time of Day	Lap Time	No	Name	Gp	Time of Day	Lap Time
40	Barry DAVIDSON	a	13:51:30.410	4:06.237	40	Barry DAVIDSON	a	13:55:35.749	4:05.339	74	Jamie O'BRIEN	a	13:59:39.920	4:03.336
178	Dean STIMPSON	a	13:51:30.646	4:06.473	178	Dean STIMPSON	a	13:55:36.375	4:05.729	178	Dean STIMPSON	a	13:59:40.253	4:03.878
14	Nigel MOORE	a	13:51:31.798	4:07.625	74	Jamie O'BRIEN	a	13:55:36.584	4:01.924	40	Barry DAVIDSON	a	13:59:40.759	4:05.010
74	Jamie O'BRIEN	a	13:51:34.660	4:10.487	14	Nigel MOORE	a	13:55:37.431	4:05.633	14	Nigel MOORE	a	13:59:41.793	4:04.362
76	Philip SHAW	b	13:51:37.528	4:13.355	101	Robert McCRUM	a	13:55:44.468	4:03.858	101	Robert McCRUM	a	13:59:49.062	4:04.594
101	Robert McCRUM	a	13:51:40.610	4:16.437	5	Gary JAMISON	a	13:55:53.575	4:09.727	5	Gary JAMISON	a	14:00:03.103	4:09.528
79	Keith CLARKE	a	13:51:41.819	4:17.646	76	Philip SHAW	b	13:55:53.724	4:16.196	79	Keith CLARKE	a	14:00:07.451	4:13.442
2	Freddie STEWART	a	13:51:42.713	4:18.540	79	Keith CLARKE	a	13:55:54.009	4:12.190	76	Philip SHAW	b	14:00:10.283	4:16.559
5	Gary JAMISON	a	13:51:43.848	4:19.675	2	Freddie STEWART	a	13:55:56.533	4:13.820	2	Freddie STEWART	a	14:00:15.806	4:19.273
87	Brian MATEER	a	13:51:52.682	4:28.509	87	Brian MATEER	a	13:56:09.824	4:17.142	87	Brian MATEER	a	14:00:25.990	4:16.166
191	Tony WILLIS	a	13:51:54.302	4:30.129	134	Sean LEONARD	a	13:56:19.330	4:24.603	134	Sean LEONARD	a	14:00:31.526	4:12.196
99	Wallace SEAWRIGHT	b	13:51:54.460	4:30.287	73	Linton IRWIN	a	13:56:19.817	4:23.791	73	Linton IRWIN	a	14:00:41.826	4:22.009
134	Sean LEONARD	a	13:51:54.727	4:30.554	63	Ian THOMPSON (R)	a	13:56:22.526	4:26.998	191	Tony WILLIS	a	14:00:43.741	4:20.830
63	Ian THOMPSON (R)	a	13:51:55.528	4:31.355	191	Tony WILLIS	a	13:56:22.911	4:28.609	63	Ian THOMPSON (R)	a	14:00:45.562	4:23.036
73	Linton IRWIN	a	13:51:56.026	4:31.853	99	Wallace SEAWRIGHT	b	13:56:28.950	4:34.490	12	Richard FORD	b	14:00:59.327	4:23.894
15	Patrick WALKER	b	13:52:03.699	4:39.526	12	Richard FORD	b	13:56:35.433	4:29.114	99	Wallace SEAWRIGHT	b	14:01:03.965	4:35.015
50	Martin LYONS	b	13:52:05.817	4:41.644	50	Martin LYONS	b	13:56:37.765	4:31.948	50	Martin LYONS	b	14:01:10.617	4:32.852
12	Richard FORD	b	13:52:06.319	4:42.146	20	Gary HUTTON	b	13:56:42.532	4:35.838	20	Gary HUTTON	b	14:01:15.850	4:33.318
20	Gary HUTTON	b	13:52:06.694	4:42.521	15	Patrick WALKER	b	13:56:43.779	4:40.080	15	Patrick WALKER	b	14:01:19.116	4:35.337
48	Gearoid HOARE	b	13:52:07.973	4:43.800	48	Gearoid HOARE	b	13:56:45.052	4:37.079	48	Gearoid HOARE	b	14:01:22.393	4:37.341
26	David CARLETON	b	13:52:09.273	4:45.100	9	Sam KINKEAD	b	13:56:54.687	4:44.854	9	Sam KINKEAD	b	14:01:43.346	4:48.659
9	Sam KINKEAD	b	13:52:09.833	4:45.660	26	David CARLETON	b	13:56:57.976	4:48.703	78	Ken PARKES	b	14:01:46.208	4:46.668
78	Ken PARKES	b	13:52:13.311	4:49.138	78	Ken PARKES	b	13:56:59.540	4:46.229	27	Trevor RUFUS	b	14:02:14.463	4:52.581
27	Trevor RUFUS	b	13:52:25.237	5:01.064	27	Trevor RUFUS	b	13:57:21.882	4:56.645	93	Chris TURNER	c	14:02:42.473	4:59.212
93	Chris TURNER	c	13:52:35.075	5:10.902	93	Chris TURNER	c	13:57:43.261	5:08.186	43	Alex McVICKER	c	14:02:49.867	4:58.051
43	Alex McVICKER	c	13:52:42.597	5:18.424	43	Alex McVICKER	c	13:57:51.816	5:09.219	182	Roger CHEN	c	14:04:18.706	5:32.036
182	Roger CHEN	c	13:53:07.309	5:43.136	182	Roger CHEN	c	13:58:46.670	5:39.361	30	Robert WRIGHT	c	14:04:20.155	5:27.040
30	Robert WRIGHT	c	13:53:07.640	5:43.467	30	Robert WRIGHT	c	13:58:53.115	5:45.475	69	Allen GIBSON	c	14:09:32.334	6:11.546
69	Allen GIBSON	c	13:53:42.999	6:18.826	69	Allen GIBSON	c	14:03:20.788	9:37.789					

AROUND A POUND TANDRAGEE 100

CLASSIC - 21st Century Back Care Philip Riddall

Race 4 - Millside Eng/R Heatrick/W McCombe/Simple Earth Classic

LAP CHART

**4**

No	Name	Gp	Time of Day	Lap Time
74	Jamie O'BRIEN	a	14:03:40.533	4:00.613
40	Barry DAVIDSON	a	14:03:40.838	4:00.079
14	Nigel MOORE	a	14:03:42.565	4:00.772
101	Robert McCRUM	a	14:03:53.422	4:04.360
5	Gary JAMISON	a	14:04:16.696	4:13.593
79	Keith CLARKE	a	14:04:21.201	4:13.750
76	Philip SHAW	b	14:04:26.536	4:16.253
2	Freddie STEWART	a	14:04:34.277	4:18.471
87	Brian MATEER	a	14:04:38.025	4:12.035
134	Sean LEONARD	a	14:04:44.252	4:12.726
191	Tony WILLIS	a	14:05:00.906	4:17.165
73	Linton IRWIN	a	14:05:05.432	4:23.606
63	Ian THOMPSON (R)	a	14:05:06.669	4:21.107
12	Richard FORD	b	14:05:23.203	4:23.876
99	Wallace SEAWRIGHT	b	14:05:42.887	4:38.922
20	Gary HUTTON	b	14:05:50.646	4:34.796
48	Gearoid HOARE	b	14:05:55.111	4:32.718
15	Patrick WALKER	b	14:05:55.730	4:36.614
9	Sam KINKEAD	b	14:06:31.256	4:47.910
78	Ken PARKES	b	14:06:33.171	4:46.963
27	Trevor RUFUS	b	14:06:52.251	4:37.788
93	Chris TURNER	c	14:07:39.494	4:57.021
43	Alex McVICKER	c	14:07:43.694	4:53.827
30	Robert WRIGHT	c	14:09:43.481	5:23.326
182	Roger CHEN	c	14:09:50.101	5:31.395

5

No	Name	Gp	Time of Day	Lap Time
40	Barry DAVIDSON	a	14:07:37.893	3:57.055
74	Jamie O'BRIEN	a	14:07:38.557	3:58.024
14	Nigel MOORE	a	14:07:41.598	3:59.033
101	Robert McCRUM	a	14:07:56.478	4:03.056
5	Gary JAMISON	a	14:08:25.692	4:08.996
79	Keith CLARKE	a	14:08:30.194	4:08.993
76	Philip SHAW	b	14:08:44.758	4:18.222
87	Brian MATEER	a	14:08:54.626	4:16.601
2	Freddie STEWART	a	14:08:58.186	4:23.909
134	Sean LEONARD	a	14:08:58.415	4:14.163
191	Tony WILLIS	a	14:09:13.717	4:12.811
73	Linton IRWIN	a	14:09:20.372	4:14.940
63	Ian THOMPSON (R)	a	14:09:24.996	4:18.327
12	Richard FORD	b	14:09:52.453	4:29.250
99	Wallace SEAWRIGHT	b	14:10:18.482	4:35.595
20	Gary HUTTON	b	14:10:24.711	4:34.065
15	Patrick WALKER	b	14:10:29.004	4:33.274
48	Gearoid HOARE	b	14:10:30.673	4:35.562
9	Sam KINKEAD	b	14:11:18.792	4:47.536
78	Ken PARKES	b	14:11:20.386	4:47.215

ROAD RACE - IRISH CLASSIC 250cc

2017

					#1	
Pos	No.	Name	Total	Diff	Gap	R1
1	76	Philip SHAW	25	0	0	25
2	87	Brian MATEER	20	5	5	20
3	12	Richard FORD	16	9	4	16
4	20	Gary HUTTON	13	12	3	13
5	78	Ken PARKES	11	14	2	11
6	43	Alex McVICKER	10	15	1	10
7	30	Robert WRIGHT	9	16	1	9
8	69	Allen GIBSON	8	17	1	8

Event Legend

#1 21/04/2017 AROUND A POUND TANDRAGEE 100

ROAD RACE - IRISH CLASSIC 350cc

2017

					#1	
Pos	No.	Name	Total	Diff	Gap	R1
1	14	Nigel MOORE	25	0	0	25
2	134	Sean LEONARD	20	5	5	20
3	73	Linton IRWIN	16	9	4	16
4	63	Ian THOMPSON (R)	13	12	3	13
5	48	Gearoid HOARE	11	14	2	11
6	182	Roger CHEN	10	15	1	10

Event Legend

#1 21/04/2017 AROUND A POUND TANDRAGEE 100

ROAD RACE - IRISH CLASSIC 1000cc

2017

					#1	
Pos	No.	Name	Total	Diff	Gap	R1
1	74	Jamie O'BRIEN	25	0	0	25
2	101	Robert McCURUM	20	5	5	20
3	27	Trevor RUFUS	16	9	4	16

Event Legend

#1 21/04/2017 AROUND A POUND TANDRAGEE 100

ROAD RACE - IRISH CLASSIC 500cc

2017

					#1	
Pos	No.	Name	Total	Diff	Gap	R1
1	40	Barry DAVIDSON	25	0	0	25
2	5	Gary JAMISON	20	5	5	20
3	79	Keith CLARKE	16	9	4	16
4	2	Freddie STEWART	13	12	3	13
5	191	Tony WILLIS	11	14	2	11
6	99	Wallace SEAWRIGHT	10	15	1	10
7	15	Patrick WALKER	9	16	1	9
8	9	Sam KINKEAD	8	17	1	8
9	93	Chris TURNER	7	18	1	7

Event Legend

#1 21/04/2017 AROUND A POUND TANDRAGEE 100

ROAD RACE - ULSTER CLASSIC 250cc

2017

					#1	
Pos	No.	Name	Total	Diff	Gap	R1
1	76	Philip SHAW	25	0	0	25
2	87	Brian MATEER	20	5	5	20
3	12	Richard FORD	16	9	4	16
4	20	Gary HUTTON	13	12	3	13
5	78	Ken PARKES	11	14	2	11
6	43	Alex McVICKER	10	15	1	10
7	30	Robert WRIGHT	9	16	1	9
8	69	Allen GIBSON	8	17	1	8

Event Legend

#1 21/04/2017 AROUND A POUND TANDRAGEE 100

ROAD RACE - ULSTER CLASSIC 350cc

2017

					#1	
Pos	No.	Name	Total	Diff	Gap	R1
1	14	Nigel MOORE	25	0	0	25
2	134	Sean LEONARD	20	5	5	20
3	73	Linton IRWIN	16	9	4	16
4	63	Ian THOMPSON (R)	13	12	3	13
5	48	Gearoid HOARE	11	14	2	11
6	182	Roger CHEN	10	15	1	10

Event Legend

#1 21/04/2017 AROUND A POUND TANDRAGEE 100

ROAD RACE - ULSTER CLASSIC 1000cc

2017

					#1	
Pos	No.	Name	Total	Diff	Gap	R1
1	74	Jamie O'BRIEN	25	0	0	25
2	101	Robert McCURUM	20	5	5	20
3	27	Trevor RUFUS	16	9	4	16

Event Legend

#1 21/04/2017 AROUND A POUND TANDRAGEE 100

ROAD RACE - ULSTER CLASSIC 500cc

2017

					#1	
Pos	No.	Name	Total	Diff	Gap	R1
1	40	Barry DAVIDSON	25	0	0	25
2	5	Gary JAMISON	20	5	5	20
3	79	Keith CLARKE	16	9	4	16
4	2	Freddie STEWART	13	12	3	13
5	191	Tony WILLIS	11	14	2	11
6	99	Wallace SEAWRIGHT	10	15	1	10
7	15	Patrick WALKER	9	16	1	9
8	9	Sam KINKEAD	8	17	1	8
9	93	Chris TURNER	7	18	1	7

Event Legend

#1 21/04/2017 AROUND A POUND TANDRAGEE 100