



Wednesday 9th – Saturday 12th August 2017

promoted by
Dundrod & District Motorcycle Club
www.ulstergrandprix.net

Charles
Hurst
Motorcycles

DUNDROD 150

CVRS - media
Intelligent Data Systems

DUNDROD 150 SUPERTWIN



Charles
Hurst
for you, for life

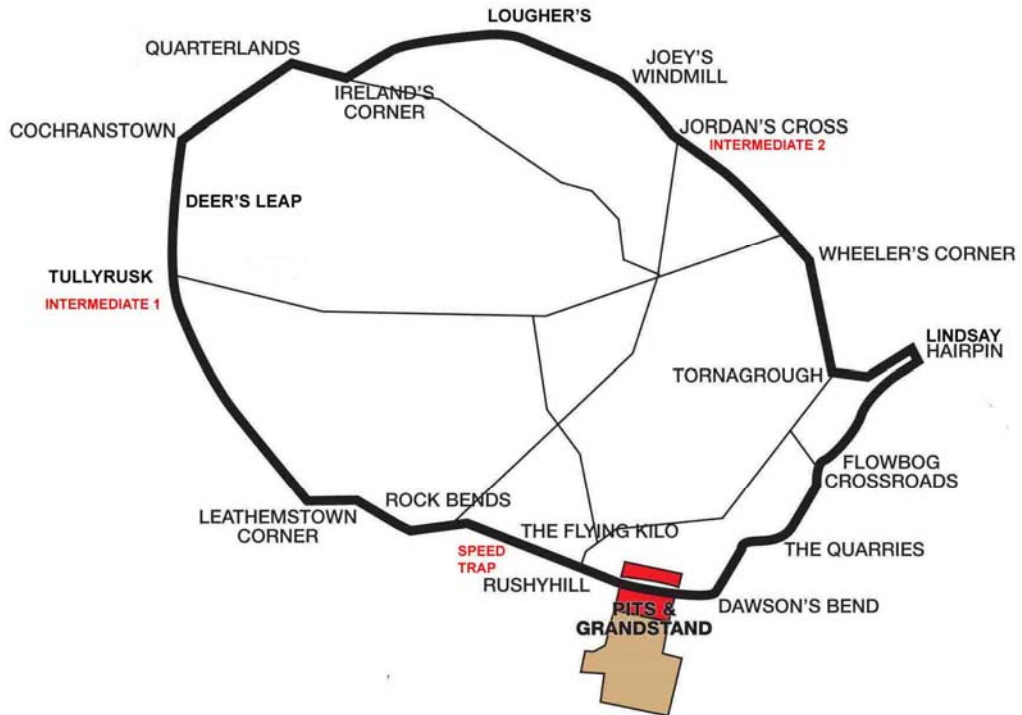


tourism
northernireland



Department
for Communities
www.communities-ni.gov.uk

Dundrod Circuit 7.4011 miles



MOST WINS at the ULSTER GP

Joey Dunlop	24	1979 - 99	(125 - 2, 250 - 7, 500 - 3, Superbike - 8, F1 - 4)
Ian Lougher	18	1998 - 13	(125 - 4, 250 - 3, Supersport - 3, Superstock - 2, Superbike - 6)
Phillip McCallen	14	1991 - 96	(250 - 6, 400 - 1, Supersport - 3, Superbike - 4)
Bruce Anstey (NZ)	12	2003 - 16	(Supersport - 4, Prod'n 600 - 1, Superstock - 2, Superbike - 5)
Guy Martin	11	2006 - 13	(Supersport - 4, Superbike - 7)
Brian Reid	9	1983 - 92	(250 - 4, 350 - 2, 400 - 1, F2 - 1, Supersport - 1)
Robert Dunlop	9	1990 - 03	(125 - 7, Superbike - 2)
Ryan Farquhar	9	2002 - 12	(400 - 1, Supertwin - 4, Supersport - 2, Superstock - 2)
Ian Hutchinson	9	2007 - 16	(Supersport - 2, Superstock - 3, Superbike - 4)
Stanley Woods	7	1924 - 39	(350 - 1, 500 - 4, Over 600 - 2)
Mike Hailwood	7	1959 - 67	(125 - 1, 250 - 1, 350 - 1, 500 - 4)
Giacomo Agostini (I)	7	1967 - 70	(350 - 4, 500 - 3)
Ray McCullough	7	1971 - 82	(250 - 3, 350 - 4)
Bob Jackson	7	1993 - 97	(SSP - 1, Classic 250 - 3, Classic 500 - 3)
William Dunlop	7	2007 - 13	(125 - 2, 250 - 2, Supersport - 3)
John Surtees	6	1955 - 60	(250 - 1, 350 - 3, 500 - 2)
John Williams	6	1973 - 78	(250 - 1, 350 - 1, 500 - 3, Superbike - 1)
Bill Swallow	6	1994 - 00	(Classic 350 - 3, Classic 500 - 3)
Michael Dunlop	6	2011 - 13	(Supersport - 2, Superstock - 3, Superbike - 1)

MOST WINS at the DUNDROD 150

Joey Dunlop	24	1976 - 94	(125 - 1, 250 - 5, 350 - 2, 500 - 3, Superbike - 13)
Bob Jackson	11	1981 - 98	(250 - 1, Supersport - 2, Superbike - 4, Classic - 4)
Ray McCullough	10	1965 - 82	(250 - 7, 350 - 3)

Dundrod Circuit 7.4011 miles

LAP & RACE RECORDS & BEST SECTORS ANALYSIS (RACE & QUALIFYING)

SUPERTWIN	Name	Machine	Laps	m	s	mph	Session & Year
Lap Record	Ivan Lintin	Kawasaki	3	44.398		118.734	Dundrod 150 2014
Best Qualifying Lap	Ivan Lintin	Kawasaki	3	45.646		118.079	Thu Qualifying 2014
Best Sector 1	Glenn Irwin	Kawasaki	1	00.669		128.778	Thu Qualifying 2015
Best Sector 2	Derek McGee	Kawasaki	1	17.826		121.329	Supertwin-2 2016
Best Sector 3	Glenn Irwin	Kawasaki	1	26.705		108.282	Thu Qualifying 2015
Ideal Lap (sum of best sectors)			3	45.200		118.313	
Difference (Best Lap – Ideal Lap)						-0.802	
Race Record	Lee Johnston	Kawasaki	5	18	54.260	117.055	Dundrod 150 2014

SUPERSPORT	Name	Machine	Laps	m	s	mph	Session & Year
Lap Record	Lee Johnston	Triumph	3	26.681		128.913	Supersport-1 2015
Best Qualifying Lap	Lee Johnston	Triumph	3	29.174		127.377	Thu Qualifying 2015
Best Sector 1	Ian Hutchinson	Yamaha		54.648		142.966	Supersport-1 2015
Best Sector 2	Peter Hickman	Kawasaki	1	11.000		132.994	Supersport-2 2016
Best Sector 3	Ian Hutchinson	Yamaha	1	19.975		117.394	Supersport-1 2016
Ideal Lap (sum of best sectors)			3	25.623		129.577	
Difference (Best Lap – Ideal Lap)						1.058	
Race Record	Lee Johnston	Triumph	6	20	52.997	127.227	Supersport-1 2015

SUPERSTOCK	Name	Machine	Laps	m	s	mph	Session & Year
Lap Record	Lee Johnston	BMW	3	20.643		132.793	Superstock 2015
Best Qualifying Lap	Michael Dunlop	Kawasaki	3	21.812		132.024	Thu Qualifying 2012
Best Sector 1	Lee Johnston	BMW		52.307		149.365	Superstock 2015
Best Sector 2	Michael Dunlop	BMW	1	08.999		136.851	Superstock 2016
Best Sector 3	Ian Hutchinson	BMW	1	18.529		119.555	Superstock 2016
Ideal Lap (sum of best sectors)			3	19.835		133.330	
Difference (Best Lap – Ideal Lap)						0.808	
Race Record	Lee Johnston	BMW	6	20	14.991	131.206	Superstock 2015

SUPERBIKE	Name	Machine	Laps	m	s	mph	Session & Year
Lap Record	Ian Hutchinson	BMW	3	18.704		134.089	UGP Superbike-2 2016
Best Qualifying Lap	Bruce Anstey	Honda	3	20.083		133.165	Thu Qualifying 2014
Best Superpole Lap	Bruce Anstey	Honda	3	19.504		133.551	UGP 2016
Best Sector 1	Michael Dunlop	BMW		51.954		150.380	UGP Superbike-1 2016
Best Sector 2	Michael Dunlop	BMW	1	08.179		138.497	UGP Superbike-1 2016
Best Sector 3	Peter Hickman	Kawasaki	1	17.662		120.890	UGP Superbike-1 2016
Ideal Lap (sum of best sectors)			3	17.795		134.705	
Difference (Best Lap – Ideal Lap)						0.909	
Race Record	Ian Hutchinson	BMW	7	23	23.980	132.522	Superbike-2 2016

Sector	Description	Distance
Sector 1	Finish to Tullyrusk (top of Deer's Leap)	2.17023 miles
Sector 2	Tullyrusk to Jordan's Cross	2.62294 miles
Sector 3	Jordan's Cross to Finish	2.60793 miles

FASTEST SPEED TRAP SPEEDS

Class	Name	Machine	mph	Session & Year
Superbike	Peter Hickman	Kawasaki	199.8	2016 UGP Superbike-1
Superbike	Ian Hutchinson	BMW	199.2	2016 UGP Superbike-2
Superbike	Bruce Anstey	Honda	198.6	2016 UGP Superbike-1
Superbike	William Dunlop	Yamaha	198.0	2016 UGP Superbike-1
Superbike	Dean Harrison	Kawasaki	198.0	2016 UGP Superbike-1
Superbike	Dan Kneen	Yamaha	198.0	2016 UGP Superbike-2
Superstock	William Dunlop	BMW	194.6	2015 Superstock
Supersport	Dean Harrison	Yamaha	180.0	2015 Supersport-2
Supertwin	Paul Jordan	Kawasaki	158.1	2016 UGP Supertwin

Dundrod Circuit 7.4011 miles

LAP & RACE RECORDS & BEST SECTORS ANALYSIS (RACE & QUALIFYING)

ULTRA-L/WEIGHT	Name	Machine	Laps	m	s	mph	Session & Year
Lap Record 125cc	William Dunlop	Honda	3	55.017		113.370	2009
Lap Record Moto 3	Christian Elkin	Honda 250	4	06.315		108.170	UGP 2015
Best Qualifying Lap	Gary Dynes	Honda	3	58.15		111.879	1999
Best Sector 1	Christian Elkin	Honda 250	1	06.470		117.539	UGP 2015
Best Sector 2	Christian Elkin	Honda 250	1	24.546		111.686	UGP 2015
Best Sector 3	Christian Elkin	Honda 250	1	33.244		100.688	Thu Qualifying 2015
Ideal Lap (sum of best sectors) Moto 3			4	04.260		109.080	
Difference (Best Lap – Ideal Lap) Moto 3					2.055		
Race Record 125cc	Phelim Owens	Honda	7	27	57.75	111.166	1999
Race Record Moto 3	Christian Elkin	Honda	5	20	41.173	106.972	2015

LIGHTWEIGHT	Name	Machine	Laps	m	s	mph	Session & Year
Lap Record 250cc	Darran Lindsay	Honda	3	38.634		121.866	2006
Lap Record 400cc	Jason Griffiths	Yamaha	3	58.43		111.748	2003
Lap Record 450cc	Dave Walsh	KTM	4	27.441		99.626	2016
Best Qualifying Lap	William Dunlop	Honda 250	3	41.545		120.264	2009
Best Sector 1	Sam Wilson	Honda 250	1	01.479		127.081	UGP 2015
Best Sector 2	Sam Wilson	Honda 250	1	19.386		118.945	UGP 2015
Best Sector 3	Sam Wilson	Honda 250	1	28.802		105.725	Thu Qualifying 2015
Ideal Lap (sum of best sectors) 250cc			3	49.667		116.011	
Difference (Best Lap – Ideal Lap) 250cc					-11.033		
Race Record 250cc	Darran Lindsay	Honda	6	22	07.158	120.127	2006
Race Record 400cc	Iain Duffus	Kawasaki	5	20	08.25	109.898	2003
Race Record 450cc	Dave Walsh	KTM	5	22	29.076	98.416	2016

NATIONAL	Name	Machine	Laps	m	s	mph	Session & Year
Lap Record	Lee Johnston	Honda 600	3	36.269		123.198	Dundrod 150 2012
Best Qualifying Lap	Lee Johnston	Honda 600	3	39.290		121.501	Dundrod 150 2012
Best Sector 1	Gavin Lupton	Honda 600	1	00.615		128.893	Dundrod 150 2016
Best Sector 2	Graham Kennedy	Yamaha 600	1	19.357		118.989	Dundrod 150 2016
Best Sector 3	Sean Connolly	Kawasaki 600	1	29.830		104.515	Dundrod 150 2016
Ideal Lap (sum of best sectors)			3	49.802		115.943	
Difference (Best Lap – Ideal Lap)					-13.533		
Race Record	Lee Johnston	Honda 600	5	18	07.383	122.101	Dundrod 150 2012

CHALLENGE	Name	Machine	Laps	m	s	mph	Session & Year
Lap Record	Peter Hickman	BMW	3	24.303		130.414	Dundrod 150 2014
Best Qualifying Lap	Dean Harrison	Kawasaki	3	31.040		126.251	Dundrod 150 2012
Best Sector 1	David Jackson	BMW		57.562		135.729	Dundrod 150 2016
Best Sector 2	Sam West	BMW	1	16.009		124.230	Dundrod 150 2016
Best Sector 3	David Jackson	BMW	1	27.363		107.466	Dundrod 150 2016
Ideal Lap (sum of best sectors)			3	40.934		120.597	
Difference (Best Lap – Ideal Lap)					-16.631		
Race Record	Peter Hickman	BMW	4	13	57.193	126.765	Dundrod 150 2012

Sector	Description	Distance
Sector 1	Finish to Tullyrusk (top of Deer's Leap)	2.17023 miles
Sector 2	Tullyrusk to Jordan's Cross	2.62294 miles
Sector 3	Jordan's Cross to Finish	2.60793 miles

MCE INSURANCE ULSTER GRAND PRIX SUPERTWIN

Qualifying


Wednesday, 09 August 2017


Qualifying Time
4:27.782
Qualifying Speed
99.499

Pos	Class	No	Name	Machine / Sponsor	Time	Best Lap		On	Total Laps	Qualifying Laps
						Behind	Speed			
Qualifying Classification										
1	TWN	2	Ivan LINTIN	Kawasaki - Dafabet Devitt Racing	3:46.883		117.435	4	5	4
2	TWN	52	James COWTON	Kawasaki - McAdoo Kawasaki Racing	3:47.359	0.476	117.189	7	7	5
3	TWN	86	Derek McGEE	Kawasaki - KMR Kawasaki	3:47.617	0.734	117.056	5	6	5
4	TWN	82	Derek SHEILS	Kawasaki - Cookstown BE Racing	3:47.692	0.809	117.018	5	7	5
5	TWN	20	Daniel COOPER	Kawasaki - KW Electrical	3:47.916	1.033	116.903	4	8	7
6	TWN	56	Adam McLEAN	Kawasaki - Hanna / MJ Palmer	3:48.221	1.338	116.746	5	8	6
7	TWN	18	Christian ELKIN	Kawasaki - Dynocentre NI	3:49.250	2.367	116.222	8	8	6
8	TWN	182	Xavier DENIS	Kawasaki - Optimark Road Racing	3:54.627	7.744	113.559	8	8	7
9	TWN	24	Jonathan PERRY	Kawasaki	3:54.862	7.979	113.445	8	8	7
10	TWN	47	Alistair KIRK	Kawasaki	3:55.247	8.364	113.260	7	8	7
11	TWN	89	Rob HODSON	Kawasaki	3:55.999	9.116	112.899	5	8	7
12	TWN	4	Michael DUNLOP	Kawasaki - McAdoo Kawasaki Racing	3:56.824	9.941	112.505	3	3	2
13	TWN	84	Maria COSTELLO	Kawasaki - NGK Spark Plugs	4:00.493	13.610	110.789	6	7	5
14	TWN	33	Mark PURSLOW	Kawasaki - Safety Net Security	4:00.545	13.662	110.765	3	5	4
15	TWN	77	Jamie HODSON	Kawasaki	4:00.593	13.710	110.743	6	7	6
16	TWN	65	Michael SWEENEY	Kawasaki - Kiely Heating Racing	4:00.665	13.782	110.710	2	3	2
17	TWN	97	Seamus ELLIOTT	Kawasaki - Mal Electrics	4:00.704	13.821	110.692	7	7	5
18	TWN	5	Marty LENNON	Kawasaki	4:02.060	15.177	110.072	6	7	6
19	TWN	29	Forest DUNN	Kawasaki - Forest Dunn Racing	4:02.478	15.595	109.882	5	6	5
20	TWN	1	Glenn WALKER	Kawasaki - McKinstry Racing	4:03.196	16.313	109.558	8	8	7
21	TWN	64	Stephen McKNIGHT	Suzuki - McKnight Racing	4:04.329	17.446	109.050	4	6	4
22	TWN	46	James TADMAN	Kawasaki	4:05.222	18.339	108.652	5	6	5
23	TWN	28	Paul GARTLAND	Kawasaki - Mercer Racing	4:05.881	18.998	108.361	6	7	5
24	TWN	62	Paul O'ROURKE	Kawasaki	4:07.804	20.921	107.520	4	8	7
25	TWN	34	Dominic HERBERTSON	Kawasaki - WH Racing	4:09.201	22.318	106.918	7	7	6
26	TWN	25	Kris DUNCAN	Kawasaki - Shirlaw's M/Cs / J E Autos	4:09.481	22.598	106.798	7	7	6
27	TWN	80	Andrew McMULLAN	Kawasaki	4:09.512	22.629	106.784	6	7	6
28	TWN	50	Sam JOHNSON	Suzuki - Colin Dunlop Racing	4:13.363	26.480	105.161	4	5	4
29	TWN	9	William HARA	Suzuki - Toms Butchers	4:13.714	26.831	105.016	7	7	5
30	TWN	73	Derek COSTELLO	Kawasaki	4:16.169	29.286	104.009	6	7	6
31	TWN	17	Thomas McADOO	Kawasaki	4:16.942	30.059	103.696	4	7	6
32	TWN	75	Mark SHIELDS	Suzuki - McCrea Racing	4:17.054	30.171	103.651	6	7	6
33	TWN	20	John BYRNE	Suzuki	4:18.132	31.249	103.218	5	6	5
34	TWN	71	Brian APPLETON	Suzuki	4:19.142	32.259	102.816	4	4	3
35	TWN	39	Daniel ANNETT	Suzuki - A to Z Lawnmowers	4:19.424	32.541	102.704	7	7	6
36	TWN	87	Dave WALSH	Suzuki - DRW Racing	4:20.596	33.713	102.242	5	7	6
37	TWN	36	Brian LOUGHLIN	Suzuki - G2-Tech	4:21.852	34.969	101.752	6	7	5
38	TWN	53	Sandy BERWICK	Suzuki - Berm Shotblasting	4:22.376	35.493	101.549	6	7	6
39	TWN	57	Trevor MATTHEWSON	Kawasaki	4:22.471	35.588	101.512	6	7	5
40	TWN	76	Stefan SCHORGENDORFER	Kawasaki - PSV-Wels Motorsport	4:22.665	35.782	101.437	7	7	4
Non Qualifiers										
TWN	72	Michael WELDON	Kawasaki	4:10.020	23.137	106.567	2	2		1
TWN	58	Darren COOPER	Kawasaki	4:26.190	39.307	100.094	2	2		1

Provisional result to be confirmed by the Stewards of the Meeting subject to completion of technical inspections & the time limit for protests

Page 1 / 1

Circuit	Dundrod	Signed	Organising Club	Dundrod & District MCC
Length(miles)	7.4011	 Chief Timekeeper	Qualifying Started	16:48
Weather	Sunny		Issued At:	17:30
Track	Dry			



SUPERTWIN

Qualifying

Wednesday, 09 August 2017

DETAILED SECTOR ANALYSIS

Qualifying Classification

Position

1 2 Ivan LINTIN

TWN Behind

Best Time **3:46.883** Best Speed **117.435** On **4** Gp

Lap	Lap Time	Lap Speed	Sector 1	Sector 2	Sector 3	Speed Trap
1	6:23.503	68.304		1:24.427	1:30.376	135.5
2	3:51.411	115.137	1:01.990	1:19.922	1:29.499	153.4
3	3:49.458	116.117	1:01.595	1:20.725	1:27.138	152.0
4	3:46.883	117.435	1:00.982	1:18.954	1:26.947	155.1
5	3:53.307	114.201	1:02.085	1:18.946	1:32.276	151.3
<i>Ideal</i>	<i>3:46.875</i>	<i>117.439</i>	<i>1:00.982</i>	<i>1:18.946</i>	<i>1:26.947</i>	<i>155.1</i>

2 52 James COWTON

TWN Behind **0.476**

Best Time **3:47.359** Best Speed **117.189** On **7** Gp

Lap	Lap Time	Lap Speed	Sector 1	Sector 2	Sector 3	Speed Trap
1	4:39.682	93.659		1:21.704	1:31.077	127.8
2	3:52.510	114.593	1:04.253	1:20.521	1:27.736	152.7
3	3:50.060	115.813	1:02.277	1:19.751	1:28.032	151.3
4	3:51.433	115.126	1:02.608	1:19.556	1:29.269	149.6
5	7:28.380	59.423		1:19.687	1:27.946	136.6
6	3:50.262	115.711	1:02.195	1:19.831	1:28.236	148.3
7	3:47.359	117.189	1:01.959	1:19.002	1:26.398	149.3
<i>Ideal</i>	<i>3:47.359</i>	<i>117.189</i>	<i>1:01.959</i>	<i>1:19.002</i>	<i>1:26.398</i>	<i>152.7</i>

3 86 Derek McGEE

TWN Behind **0.734**

Best Time **3:47.617** Best Speed **117.056** On **5** Gp

Lap	Lap Time	Lap Speed	Sector 1	Sector 2	Sector 3	Speed Trap
1	4:44.768	91.986		1:23.271	1:29.526	133.6
2	3:51.695	114.996	1:02.841	1:19.845	1:29.009	147.3
3	3:47.639	117.045	1:02.215	1:18.765	1:26.659	146.1
4	3:48.794	116.454	1:01.627	1:19.030	1:28.137	152.7
5	3:47.617	117.056	1:01.777	1:17.966	1:27.874	145.4
6	3:59.299	111.342	1:03.661	1:21.268	1:34.370	146.7
<i>Ideal</i>	<i>3:46.252</i>	<i>117.762</i>	<i>1:01.627</i>	<i>1:17.966</i>	<i>1:26.659</i>	<i>152.7</i>

Qualifying Classification

Position

4 82 Derek SHEILS

TWN Behind **0.809**

Best Time **3:47.692** Best Speed **117.018** On **5** Gp

Lap	Lap Time	Lap Speed	Sector 1	Sector 2	Sector 3	Speed Trap
1	4:39.845	93.604		1:26.221	1:30.574	124.9
2	3:54.536	113.603	1:05.185	1:21.603	1:27.748	147.7
3	3:48.806	116.448	1:02.729	1:18.902	1:27.175	146.1
4	3:49.809	115.940	1:02.173	1:19.328	1:28.308	147.0
5	3:47.692	117.018	1:01.997	1:18.437	1:27.258	142.6
6	3:55.503	113.136	1:03.725	1:21.180	1:30.598	146.4
7	5:36.664	79.141	1:04.370	2:59.134	1:33.160	141.5
<i>Ideal</i>	<i>3:47.609</i>	<i>117.060</i>	<i>1:01.997</i>	<i>1:18.437</i>	<i>1:27.175</i>	<i>147.7</i>

5 20 Daniel COOPER

TWN Behind **1.033**

Best Time **3:47.916** Best Speed **116.903** On **4** Gp

Lap	Lap Time	Lap Speed	Sector 1	Sector 2	Sector 3	Speed Trap
1	4:40.245	93.471		1:22.805	1:29.800	138.5
2	3:50.858	115.413	1:02.510	1:20.184	1:28.164	155.1
3	3:52.788	114.456	1:04.101	1:20.648	1:28.039	149.3
4	3:47.916	116.903	1:01.212	1:19.232	1:27.472	155.5
5	3:48.029	116.845	1:01.758	1:18.706	1:27.565	152.3
6	3:56.939	112.451	1:01.396	1:21.878	1:33.665	153.7
7	3:48.785	116.459	1:02.548	1:18.538	1:27.699	147.0
8	3:48.716	116.494	1:03.202	1:18.781	1:26.733	154.1
<i>Ideal</i>	<i>3:46.483</i>	<i>117.642</i>	<i>1:01.212</i>	<i>1:18.538</i>	<i>1:26.733</i>	<i>155.5</i>

6 56 Adam McLEAN

TWN Behind **1.338**

Best Time **3:48.221** Best Speed **116.746** On **5** Gp

Lap	Lap Time	Lap Speed	Sector 1	Sector 2	Sector 3	Speed Trap
1	4:38.451	94.073		1:21.401	1:29.966	126.8
2	3:52.828	114.436	1:05.402	1:19.971	1:27.455	143.3
3	3:50.587	115.548	1:03.396	1:19.569	1:27.622	146.7
4	3:49.224	116.235	1:02.830	1:19.074	1:27.320	143.3
5	3:48.221	116.746	1:02.707	1:18.734	1:26.780	143.3
6	3:55.365	113.203	1:02.226	1:21.510	1:31.629	143.3
7	6:25.299	69.151		1:20.647	1:28.399	138.8
8	3:50.624	115.530	1:02.225	1:19.830	1:28.569	148.3
<i>Ideal</i>	<i>3:47.739</i>	<i>116.993</i>	<i>1:02.225</i>	<i>1:18.734</i>	<i>1:26.780</i>	<i>148.3</i>



Qualifying Classification

Position

7

18 Christian ELKIN

TWN Behind **2.367**

Best Time **3:49.250** Best Speed **116.222** On **8** Gp

Lap	Lap Time	Lap Speed	Sector 1	Sector 2	Sector 3	Speed Trap
1	4:44.391	92.108		1:22.879	1:30.879	136.3
2	3:54.659	113.543	1:03.368	1:20.072	1:31.219	146.4
3	3:53.053	114.326	1:02.801	1:20.968	1:29.284	152.0
4	3:53.580	114.068	1:03.186	1:20.852	1:29.542	144.2
5	4:02.306	109.960	1:04.175	1:23.372	1:34.759	143.0
6	5:26.347	81.643		1:23.313	1:30.478	135.2
7	3:51.344	115.170	1:02.939	1:19.816	1:28.589	145.7
8	3:49.250	116.222	1:02.230	1:19.111	1:27.909	146.4
<i>Ideal</i>	<i>3:49.250</i>	<i>116.222</i>	<i>1:02.230</i>	<i>1:19.111</i>	<i>1:27.909</i>	<i>152.0</i>

8

182 Xavier DENIS

TWN Behind **7.744**

Best Time **3:54.627** Best Speed **113.559** On **8** Gp

Lap	Lap Time	Lap Speed	Sector 1	Sector 2	Sector 3	Speed Trap
1	4:39.590	93.690		1:24.681	1:32.489	128.2
2	4:00.282	110.886	1:05.146	1:22.698	1:32.438	151.0
3	3:57.095	112.377	1:04.254	1:21.344	1:31.497	151.6
4	3:55.923	112.935	1:03.543	1:22.068	1:30.312	150.0
5	3:54.983	113.387	1:03.749	1:21.428	1:29.806	146.1
6	3:56.126	112.838	1:03.240	1:21.726	1:31.160	146.1
7	3:57.212	112.321	1:03.857	1:22.125	1:31.230	148.0
8	3:54.627	113.559	1:02.896	1:22.087	1:29.644	150.0
<i>Ideal</i>	<i>3:53.884</i>	<i>113.920</i>	<i>1:02.896</i>	<i>1:21.344</i>	<i>1:29.644</i>	<i>151.6</i>

9

24 Jonathan PERRY

TWN Behind **7.979**

Best Time **3:54.862** Best Speed **113.445** On **8** Gp

Lap	Lap Time	Lap Speed	Sector 1	Sector 2	Sector 3	Speed Trap
1	4:38.949	93.905		1:24.494	1:32.134	129.2
2	4:00.077	110.981	1:04.784	1:23.279	1:32.014	140.9
3	3:57.649	112.115	1:03.894	1:21.959	1:31.796	149.3
4	3:56.966	112.438	1:03.785	1:22.595	1:30.586	145.4
5	3:55.363	113.204	1:02.922	1:21.756	1:30.685	148.6
6	3:55.355	113.208	1:02.744	1:21.755	1:30.856	147.7
7	3:55.907	112.943	1:03.552	1:21.397	1:30.958	150.3
8	3:54.862	113.445	1:02.943	1:21.244	1:30.675	147.3
<i>Ideal</i>	<i>3:54.574</i>	<i>113.584</i>	<i>1:02.744</i>	<i>1:21.244</i>	<i>1:30.586</i>	<i>150.3</i>

Qualifying Classification

Position

10

47 Alistair KIRK

TWN Behind **8.364**

Best Time **3:55.247** Best Speed **113.260** On **7** Gp

Lap	Lap Time	Lap Speed	Sector 1	Sector 2	Sector 3	Speed Trap
1	5:39.635	77.126		1:27.059	1:34.153	116.9
2	4:03.038	109.629	1:05.783	1:24.702	1:32.553	142.3
3	4:01.018	110.548	1:04.898	1:23.802	1:32.318	140.9
4	3:58.615	111.661	1:04.723	1:23.147	1:30.745	140.6
5	3:58.560	111.687	1:04.611	1:23.141	1:30.808	141.7
6	3:57.195	112.329	1:04.156	1:22.745	1:30.294	142.3
7	3:55.247	113.260	1:03.950	1:21.773	1:29.524	143.3
8	3:55.798	112.995	1:04.027	1:22.159	1:29.612	143.0
<i>Ideal</i>	<i>3:55.247</i>	<i>113.260</i>	<i>1:03.950</i>	<i>1:21.773</i>	<i>1:29.524</i>	<i>143.3</i>

11

89 Rob HODSON

TWN Behind **9.116**

Best Time **3:55.999** Best Speed **112.899** On **5** Gp

Lap	Lap Time	Lap Speed	Sector 1	Sector 2	Sector 3	Speed Trap
1	4:53.188	89.344		1:24.111	1:32.466	132.3
2	3:59.823	111.098	1:04.470	1:23.178	1:32.175	149.3
3	3:58.700	111.621	1:04.072	1:23.766	1:30.862	145.7
4	3:56.675	112.576	1:03.348	1:22.438	1:30.889	146.4
5	3:55.999	112.899	1:03.476	1:22.247	1:30.276	143.9
6	3:56.850	112.493	1:03.724	1:22.402	1:30.724	143.6
7	3:57.675	112.102	1:03.537	1:22.321	1:31.817	145.1
8	3:56.833	112.501	1:03.394	1:22.221	1:31.218	145.7
<i>Ideal</i>	<i>3:55.845</i>	<i>112.972</i>	<i>1:03.348</i>	<i>1:22.221</i>	<i>1:30.276</i>	<i>149.3</i>

12

4 Michael DUNLOP

TWN Behind **9.941**

Best Time **3:56.824** Best Speed **112.505** On **3** Gp

Lap	Lap Time	Lap Speed	Sector 1	Sector 2	Sector 3	Speed Trap
1	6:54.823	63.147		1:26.451	1:53.480	130.0
2	4:02.955	109.666	1:06.867	1:22.947	1:33.141	143.3
3	3:56.824	112.505	1:03.956	1:21.264	1:31.604	141.5
<i>Ideal</i>	<i>3:56.824</i>	<i>112.505</i>	<i>1:03.956</i>	<i>1:21.264</i>	<i>1:31.604</i>	<i>143.3</i>

SUPERTWIN

Qualifying

Wednesday, 09 August 2017

DETAILED SECTOR ANALYSIS

Qualifying Classification

Position

13	84 Maria COSTELLO	TWN	Behind	13.610		
Best Time	4:00.493	Best Speed	110.789	On 6 Gp		
Lap	Lap Time	Lap Speed	Sector 1	Sector 2	Sector 3	Speed Trap
1	4:52.663	89.505		1:26.514	1:33.093	130.0
2	4:03.104	109.599	1:06.032	1:24.219	1:32.853	142.6
3	4:01.998	110.100	1:04.862	1:24.156	1:32.980	142.0
4	4:04.633	108.914	1:04.679	1:23.757	1:36.197	142.3
5	7:59.960	55.513		1:24.714	1:32.492	124.7
6	4:00.493	110.789	1:04.592	1:23.924	1:31.977	143.3
7	4:04.159	109.125	1:04.451	1:24.778	1:34.930	143.3
<i>Ideal</i>	<i>4:00.185</i>	<i>110.931</i>	<i>1:04.451</i>	<i>1:23.757</i>	<i>1:31.977</i>	<i>143.3</i>

14	33 Mark PURSLOW	TWN	Behind	13.662		
Best Time	4:00.545	Best Speed	110.765	On 3 Gp		
Lap	Lap Time	Lap Speed	Sector 1	Sector 2	Sector 3	Speed Trap
1	4:48.371	90.837		1:24.338	1:32.225	129.5
2	4:00.958	110.575	1:04.999	1:23.674	1:32.285	140.0
3	4:00.545	110.765	1:04.786	1:24.408	1:31.351	137.7
4	4:01.438	110.355	1:05.033	1:23.178	1:33.227	138.3
5	4:05.426	108.562	1:05.168	1:25.287	1:34.971	137.1
<i>Ideal</i>	<i>3:59.315</i>	<i>111.334</i>	<i>1:04.786</i>	<i>1:23.178</i>	<i>1:31.351</i>	<i>140.0</i>

15	77 Jamie HODSON	TWN	Behind	13.710		
Best Time	4:00.593	Best Speed	110.743	On 6 Gp		
Lap	Lap Time	Lap Speed	Sector 1	Sector 2	Sector 3	Speed Trap
1	4:59.502	87.461		1:26.883	1:36.226	134.4
2	4:04.193	109.110	1:04.693	1:25.701	1:33.799	145.7
3	4:03.434	109.450	1:05.000	1:25.176	1:33.258	142.6
4	4:02.251	109.985	1:04.775	1:24.757	1:32.719	144.5
5	4:02.668	109.796	1:04.541	1:24.961	1:33.166	142.0
6	4:00.593	110.743	1:05.091	1:23.810	1:31.692	143.0
7	4:03.567	109.391	1:04.325	1:23.489	1:35.753	144.8
<i>Ideal</i>	<i>3:59.506</i>	<i>111.245</i>	<i>1:04.325</i>	<i>1:23.489</i>	<i>1:31.692</i>	<i>145.7</i>

Qualifying Classification

Position

16	65 Michael SWEENEY	TWN	Behind	13.782		
Best Time	4:00.665	Best Speed	110.710	On 2 Gp		
Lap	Lap Time	Lap Speed	Sector 1	Sector 2	Sector 3	Speed Trap
1	4:44.250	92.154		1:24.344	1:31.778	126.1
2	4:00.665	110.710	1:04.936	1:23.128	1:32.601	144.5
3	4:13.853	104.958	1:07.336	1:26.367	1:40.150	139.4
<i>Ideal</i>	<i>3:59.842</i>	<i>111.090</i>	<i>1:04.936</i>	<i>1:23.128</i>	<i>1:31.778</i>	<i>144.5</i>

17	97 Seamus ELLIOTT	TWN	Behind	13.821		
Best Time	4:00.704	Best Speed	110.692	On 7 Gp		
Lap	Lap Time	Lap Speed	Sector 1	Sector 2	Sector 3	Speed Trap
1	6:30.571	67.068		1:26.800	1:35.401	121.1
2	4:06.843	107.939	1:07.274	1:27.238	1:32.331	134.9
3	4:05.268	108.632	1:06.507	1:25.519	1:33.242	138.8
4	4:10.000	106.576	1:06.535	1:25.071	1:38.394	134.1
5	6:54.705	64.248		1:24.946	1:32.170	129.2
6	4:00.917	110.594	1:06.050	1:24.088	1:30.779	136.6
7	4:00.704	110.692	1:05.405	1:23.644	1:31.655	137.7
<i>Ideal</i>	<i>3:59.828</i>	<i>111.096</i>	<i>1:05.405</i>	<i>1:23.644</i>	<i>1:30.779</i>	<i>138.8</i>

18	5 Marty LENNON	TWN	Behind	15.177		
Best Time	4:02.060	Best Speed	110.072	On 6 Gp		
Lap	Lap Time	Lap Speed	Sector 1	Sector 2	Sector 3	Speed Trap
1	5:07.786	85.107		1:26.187	1:36.605	117.7
2	4:06.716	107.994	1:06.131	1:25.814	1:34.771	146.4
3	4:07.152	107.804	1:06.325	1:25.499	1:35.328	139.7
4	4:04.615	108.922	1:06.886	1:24.281	1:33.448	140.3
5	4:05.878	108.363	1:06.615	1:24.821	1:34.442	130.0
6	4:02.060	110.072	1:05.543	1:24.478	1:32.039	138.0
7	4:19.615	102.629	1:09.116	1:30.804	1:39.695	138.8
<i>Ideal</i>	<i>4:01.863</i>	<i>110.161</i>	<i>1:05.543</i>	<i>1:24.281</i>	<i>1:32.039</i>	<i>146.4</i>

MCE INSURANCE ULSTER GRAND PRIX

SUPERTWIN

Qualifying

Wednesday, 09 August 2017

DETAILED SECTOR ANALYSIS



Qualifying Classification

Position

19		29 Forest DUNN				
TWN		Behind 15.595				
Best Time	4:02.478	Best Speed	109.882	On	5	Gp
Lap	Lap Time	Lap Speed	Sector 1	Sector 2	Sector 3	Speed Trap
1	5:10.895	84.256		1:26.893	1:36.697	126.8
2	4:12.812	105.390	1:07.742	1:26.174	1:38.896	138.0
3	4:09.902	106.618	1:07.670	1:26.767	1:35.465	139.1
4	4:07.572	107.621	1:07.180	1:25.721	1:34.671	139.4
5	4:02.478	109.882	1:06.120	1:23.657	1:32.701	138.0
6	4:12.290	105.608	1:06.274	1:26.359	1:39.657	140.6
<i>Ideal</i>	<i>4:02.478</i>	<i>109.882</i>	<i>1:06.120</i>	<i>1:23.657</i>	<i>1:32.701</i>	<i>140.6</i>

20		1 Glenn WALKER				
TWN		Behind 16.313				
Best Time	4:03.196	Best Speed	109.558	On	8	Gp
Lap	Lap Time	Lap Speed	Sector 1	Sector 2	Sector 3	Speed Trap
1	4:55.036	88.785		1:27.180	1:34.548	118.7
2	4:09.127	106.949	1:07.152	1:25.827	1:36.148	140.9
3	4:08.861	107.064	1:06.965	1:26.691	1:35.205	141.5
4	4:06.969	107.884	1:07.172	1:25.582	1:34.215	139.1
5	4:05.662	108.458	1:07.046	1:24.842	1:33.774	136.3
6	4:04.944	108.776	1:06.792	1:24.823	1:33.329	139.1
7	4:05.487	108.535	1:06.594	1:25.514	1:33.379	139.7
8	4:03.196	109.558	1:05.955	1:23.974	1:33.267	140.3
<i>Ideal</i>	<i>4:03.196</i>	<i>109.558</i>	<i>1:05.955</i>	<i>1:23.974</i>	<i>1:33.267</i>	<i>141.5</i>

21		64 Stephen McKNIGHT				
TWN		Behind 17.446				
Best Time	4:04.329	Best Speed	109.050	On	4	Gp
Lap	Lap Time	Lap Speed	Sector 1	Sector 2	Sector 3	Speed Trap
1	5:08.257	84.977		1:27.600	1:35.077	117.3
2	4:07.343	107.721	1:07.735	1:25.531	1:34.077	139.1
3	4:05.845	108.377	1:06.390	1:25.339	1:34.116	139.1
4	4:04.329	109.050	1:06.723	1:24.497	1:33.109	140.9
5	4:07.449	107.675	1:06.794	1:25.067	1:35.588	133.9
6	9:33.390	46.467		1:29.124	1:43.443	124.9
<i>Ideal</i>	<i>4:03.996</i>	<i>109.198</i>	<i>1:06.390</i>	<i>1:24.497</i>	<i>1:33.109</i>	<i>140.9</i>

Qualifying Classification

Position

22		46 James TADMAN				
TWN		Behind 18.339				
Best Time	4:05.222	Best Speed	108.652	On	5	Gp
Lap	Lap Time	Lap Speed	Sector 1	Sector 2	Sector 3	Speed Trap
1	5:51.822	74.454		1:28.870	1:39.212	121.5
2	4:11.684	105.863	1:07.366	1:27.572	1:36.746	131.2
3	4:11.784	105.821	1:08.409	1:25.622	1:37.753	131.5
4	4:08.158	107.367	1:07.873	1:25.210	1:35.075	128.7
5	4:05.222	108.652	1:07.734	1:24.004	1:33.484	127.5
6	4:24.930	100.570	1:10.272	1:31.794	1:42.864	121.3
<i>Ideal</i>	<i>4:04.854</i>	<i>108.816</i>	<i>1:07.366</i>	<i>1:24.004</i>	<i>1:33.484</i>	<i>131.5</i>

23		28 Paul GARTLAND				
TWN		Behind 18.998				
Best Time	4:05.881	Best Speed	108.361	On	6	Gp
Lap	Lap Time	Lap Speed	Sector 1	Sector 2	Sector 3	Speed Trap
1	5:07.347	85.228		1:32.197	1:37.409	123.8
2	4:18.341	103.135	1:08.316	1:28.081	1:41.944	140.6
3	4:37.242	96.104	1:08.568	1:26.997	2:01.677	139.4
4	4:09.085	106.967	1:07.242	1:26.943	1:34.900	0.0
5	4:08.121	107.383	1:07.228	1:26.679	1:34.214	137.1
6	4:05.881	108.361	1:06.525	1:26.136	1:33.220	138.3
7	4:07.016	107.863	1:07.107	1:26.638	1:33.271	142.3
<i>Ideal</i>	<i>4:05.881</i>	<i>108.361</i>	<i>1:06.525</i>	<i>1:26.136</i>	<i>1:33.220</i>	<i>142.3</i>

24		62 Paul O'ROURKE				
TWN		Behind 20.921				
Best Time	4:07.804	Best Speed	107.520	On	4	Gp
Lap	Lap Time	Lap Speed	Sector 1	Sector 2	Sector 3	Speed Trap
1	5:33.833	78.466		1:31.901	1:41.296	112.4
2	4:12.996	105.314	1:07.831	1:26.565	1:38.600	138.0
3	4:09.787	106.667	1:07.027	1:26.376	1:36.384	136.9
4	4:07.804	107.520	1:07.307	1:25.834	1:34.663	138.0
5	4:10.795	106.238	1:08.101	1:26.318	1:36.376	136.0
6	4:10.555	106.340	1:07.708	1:26.291	1:36.556	138.0
7	4:11.116	106.102	1:07.760	1:27.757	1:35.599	132.5
8	4:13.311	105.183	1:06.925	1:28.199	1:38.187	139.1
<i>Ideal</i>	<i>4:07.422</i>	<i>107.686</i>	<i>1:06.925</i>	<i>1:25.834</i>	<i>1:34.663</i>	<i>139.1</i>



MCE INSURANCE ULSTER GRAND PRIX

SUPERTWIN

Qualifying

Wednesday, 09 August 2017

DETAILED SECTOR ANALYSIS



Qualifying Classification

Position

25 34 Dominic HERBERTSON

TWN Behind 22.318

Best Time 4:09.201 Best Speed 106.918 On 7 Gp

Lap	Lap Time	Lap Speed	Sector 1	Sector 2	Sector 3	Speed Trap
1	5:50.894	74.651		1:28.990	1:37.522	118.7
2	4:12.948	105.334	1:09.430	1:28.108	1:35.410	130.7
3	4:13.784	104.987	1:08.725	1:29.912	1:35.147	133.9
4	4:09.882	106.626	1:08.346	1:27.330	1:34.206	131.5
5	4:10.702	106.277	1:08.695	1:27.212	1:34.795	130.2
6	4:09.249	106.897	1:08.347	1:26.739	1:34.163	129.5
7	4:09.201	106.918	1:07.852	1:27.286	1:34.063	131.2
<i>Ideal</i>	4:08.654	107.153	1:07.852	1:26.739	1:34.063	133.9

26 25 Kris DUNCAN

TWN Behind 22.598

Best Time 4:09.481 Best Speed 106.798 On 7 Gp

Lap	Lap Time	Lap Speed	Sector 1	Sector 2	Sector 3	Speed Trap
1	6:59.696	62.413		1:31.797	1:39.410	113.0
2	4:17.617	103.425	1:08.211	1:30.850	1:38.556	138.5
3	4:16.608	103.831	1:09.400	1:28.765	1:38.443	140.3
4	4:15.766	104.173	1:08.405	1:29.131	1:38.230	135.7
5	4:10.990	106.155	1:07.154	1:27.816	1:36.020	137.4
6	4:11.898	105.773	1:07.534	1:27.881	1:36.483	139.1
7	4:09.481	106.798	1:06.795	1:26.933	1:35.753	139.1
<i>Ideal</i>	4:09.481	106.798	1:06.795	1:26.933	1:35.753	140.3

27 80 Andrew McMULLAN

TWN Behind 22.629

Best Time 4:09.512 Best Speed 106.784 On 6 Gp

Lap	Lap Time	Lap Speed	Sector 1	Sector 2	Sector 3	Speed Trap
1	5:40.321	76.971		1:31.701	1:39.960	111.3
2	4:15.549	104.262	1:09.112	1:29.621	1:36.816	142.6
3	4:12.767	105.409	1:08.797	1:27.496	1:36.474	136.3
4	4:10.737	106.263	1:08.033	1:27.115	1:35.589	137.4
5	4:12.109	105.684	1:08.349	1:27.412	1:36.348	135.7
6	4:09.512	106.784	1:07.917	1:25.789	1:35.806	136.9
7	4:10.302	106.447	1:07.773	1:26.173	1:36.356	136.3
<i>Ideal</i>	4:09.151	106.939	1:07.773	1:25.789	1:35.589	142.6

Qualifying Classification

Position

28 50 Sam JOHNSON

TWN Behind 26.480

Best Time 4:13.363 Best Speed 105.161 On 4 Gp

Lap	Lap Time	Lap Speed	Sector 1	Sector 2	Sector 3	Speed Trap
1	5:08.341	84.954		1:31.256	1:37.928	122.6
2	4:18.440	103.095	1:08.882	1:29.403	1:40.155	135.5
3	4:19.776	102.565	1:09.527	1:31.430	1:38.819	130.0
4	4:13.363	105.161	1:09.151	1:28.904	1:35.308	130.2
5	4:15.339	104.347	1:08.771	1:29.081	1:37.487	129.0
<i>Ideal</i>	4:12.983	105.319	1:08.771	1:28.904	1:35.308	135.5

29 9 William HARA

TWN Behind 26.831

Best Time 4:13.714 Best Speed 105.016 On 7 Gp

Lap	Lap Time	Lap Speed	Sector 1	Sector 2	Sector 3	Speed Trap
1	5:27.059	80.092		1:33.735	1:41.967	120.2
2	4:19.577	102.644	1:10.392	1:29.963	1:39.222	136.3
3	4:24.659	100.673	1:09.296	1:30.261	1:45.102	131.8
4	5:39.197	78.550		1:29.015	1:37.608	127.8
5	4:16.459	103.892	1:09.920	1:28.812	1:37.727	134.7
6	4:15.510	104.278	1:08.011	1:29.196	1:38.303	138.5
7	4:13.714	105.016	1:07.183	1:28.163	1:38.368	139.7
<i>Ideal</i>	4:12.954	105.331	1:07.183	1:28.163	1:37.608	139.7

30 73 Derek COSTELLO

TWN Behind 29.286

Best Time 4:16.169 Best Speed 104.009 On 6 Gp

Lap	Lap Time	Lap Speed	Sector 1	Sector 2	Sector 3	Speed Trap
1	5:40.137	77.012		1:35.514	1:46.676	109.5
2	4:21.659	101.827	1:08.943	1:31.066	1:41.650	145.1
3	4:23.521	101.108	1:09.819	1:30.481	1:43.221	143.3
4	4:22.783	101.391	1:09.368	1:30.842	1:42.573	143.3
5	4:21.755	101.790	1:09.473	1:30.594	1:41.688	142.6
6	4:16.169	104.009	1:07.762	1:28.969	1:39.438	144.2
7	4:18.528	103.060	1:07.911	1:29.917	1:40.700	144.2
<i>Ideal</i>	4:16.169	104.009	1:07.762	1:28.969	1:39.438	145.1





Qualifying Classification

Position

31	17 Thomas McADOO	TWN	Behind	30.059		
Best Time	4:16.942	Best Speed	103.696	On 4 Gp		
Lap	Lap Time	Lap Speed	Sector 1	Sector 2	Sector 3	Speed Trap
1	6:15.667	69.728		1:33.058	1:41.004	106.7
2	4:20.972	102.095	1:10.861	1:30.991	1:39.120	132.8
3	4:17.257	103.569	1:09.636	1:29.744	1:37.877	131.0
4	4:16.942	103.696	1:10.106	1:29.862	1:36.974	130.2
5	4:18.303	103.150	1:09.565	1:29.888	1:38.850	131.2
6	4:17.571	103.443	1:09.265	1:29.194	1:39.112	132.8
7	4:18.386	103.117	1:09.009	1:28.754	1:40.623	133.9
<i>Ideal</i>	<i>4:14.737</i>	<i>104.594</i>	<i>1:09.009</i>	<i>1:28.754</i>	<i>1:36.974</i>	<i>133.9</i>

32	75 Mark SHIELDS	TWN	Behind	30.171		
Best Time	4:17.054	Best Speed	103.651	On 6 Gp		
Lap	Lap Time	Lap Speed	Sector 1	Sector 2	Sector 3	Speed Trap
1	5:56.356	73.507		1:33.435	1:43.837	100.3
2	4:26.562	99.954	1:11.756	1:31.994	1:42.812	129.2
3	4:23.393	101.157	1:10.347	1:31.525	1:41.521	135.7
4	4:19.339	102.738	1:10.620	1:30.307	1:38.412	137.4
5	4:19.954	102.495	1:11.284	1:30.261	1:38.409	134.9
6	4:17.054	103.651	1:08.941	1:29.980	1:38.133	139.7
7	4:21.995	101.696	1:11.298	1:29.871	1:40.826	136.0
<i>Ideal</i>	<i>4:16.945</i>	<i>103.695</i>	<i>1:08.941</i>	<i>1:29.871</i>	<i>1:38.133</i>	<i>139.7</i>

33	20 John BYRNE	TWN	Behind	31.249		
Best Time	4:18.132	Best Speed	103.218	On 5 Gp		
Lap	Lap Time	Lap Speed	Sector 1	Sector 2	Sector 3	Speed Trap
1	6:01.802	72.401		1:33.553	1:42.487	114.5
2	4:22.651	101.442	1:10.703	1:32.187	1:39.761	134.1
3	4:22.595	101.464	1:09.308	1:31.964	1:41.323	135.5
4	4:19.224	102.784	1:10.260	1:30.678	1:38.286	136.6
5	4:18.132	103.218	1:10.584	1:29.481	1:38.067	136.3
6	4:24.767	100.632	1:09.553	1:32.145	1:43.069	135.5
<i>Ideal</i>	<i>4:16.856</i>	<i>103.731</i>	<i>1:09.308</i>	<i>1:29.481</i>	<i>1:38.067</i>	<i>136.6</i>

Qualifying Classification

Position

34	71 Brian APPLETON	TWN	Behind	32.259		
Best Time	4:19.142	Best Speed	102.816	On 4 Gp		
Lap	Lap Time	Lap Speed	Sector 1	Sector 2	Sector 3	Speed Trap
1	6:51.729	63.621		1:33.111	1:40.383	108.8
2	4:24.425	100.762	1:12.981	1:31.856	1:39.588	130.7
3	4:22.976	101.317	1:11.530	1:31.815	1:39.631	130.0
4	4:19.142	102.816	1:10.678	1:29.839	1:38.625	130.2
<i>Ideal</i>	<i>4:19.142</i>	<i>102.816</i>	<i>1:10.678</i>	<i>1:29.839</i>	<i>1:38.625</i>	<i>130.7</i>

35	39 Daniel ANNETT	TWN	Behind	32.541		
Best Time	4:19.424	Best Speed	102.704	On 7 Gp		
Lap	Lap Time	Lap Speed	Sector 1	Sector 2	Sector 3	Speed Trap
1	7:01.798	62.102		1:37.828	2:02.917	90.3
2	4:25.883	100.209	1:11.406	1:33.280	1:41.197	128.7
3	4:23.158	101.247	1:10.978	1:31.784	1:40.396	126.6
4	4:19.862	102.531	1:10.452	1:31.479	1:37.931	128.2
5	4:20.019	102.469	1:10.141	1:32.500	1:37.378	127.8
6	4:20.379	102.328	1:09.646	1:31.086	1:39.647	130.0
7	4:19.424	102.704	1:09.194	1:30.040	1:40.190	129.5
<i>Ideal</i>	<i>4:16.612</i>	<i>103.830</i>	<i>1:09.194</i>	<i>1:30.040</i>	<i>1:37.378</i>	<i>130.0</i>

36	87 Dave WALSH	TWN	Behind	33.713		
Best Time	4:20.596	Best Speed	102.242	On 5 Gp		
Lap	Lap Time	Lap Speed	Sector 1	Sector 2	Sector 3	Speed Trap
1	5:54.554	73.881		1:33.193	1:41.444	88.8
2	4:25.229	100.456	1:12.931	1:32.172	1:40.126	123.3
3	4:24.975	100.553	1:12.696	1:32.138	1:40.141	122.2
4	4:21.922	101.725	1:13.445	1:30.219	1:38.258	123.8
5	4:20.596	102.242	1:11.589	1:30.186	1:38.821	126.1
6	4:21.632	101.838	1:11.665	1:30.152	1:39.815	124.9
7	4:22.103	101.655	1:12.010	1:31.042	1:39.051	126.1
<i>Ideal</i>	<i>4:19.999</i>	<i>102.477</i>	<i>1:11.589</i>	<i>1:30.152</i>	<i>1:38.258</i>	<i>126.1</i>

SUPERTWIN

Qualifying

Wednesday, 09 August 2017

DETAILED SECTOR ANALYSIS

Qualifying Classification

Position

37 **36 Brian LOUGHLIN**

TWN Behind **34.969**

Best Time **4:21.852** Best Speed **101.752** On **6** Gp

Lap	Lap Time	Lap Speed	Sector 1	Sector 2	Sector 3	Speed Trap
1	5:36.169	77.921		1:39.065	1:46.617	109.1
2	4:29.006	99.046	1:12.158	1:34.480	1:42.368	132.5
3	4:22.757	101.402	1:10.477	1:32.160	1:40.120	134.4
4	4:22.680	101.431	1:10.185	1:32.123	1:40.372	135.7
5	4:22.514	101.495	1:10.200	1:31.663	1:40.651	134.4
6	4:21.852	101.752	1:09.855	1:31.562	1:40.435	134.7
7	4:22.003	101.693	1:10.199	1:31.111	1:40.693	134.1
<i>Ideal</i>	<i>4:21.086</i>	<i>102.051</i>	<i>1:09.855</i>	<i>1:31.111</i>	<i>1:40.120</i>	<i>135.7</i>

38 **53 Sandy BERWICK**

TWN Behind **35.493**

Best Time **4:22.376** Best Speed **101.549** On **6** Gp

Lap	Lap Time	Lap Speed	Sector 1	Sector 2	Sector 3	Speed Trap
1	5:35.391	78.102		1:34.180	1:41.956	106.7
2	4:26.683	99.909	1:13.328	1:32.214	1:41.141	123.8
3	4:23.814	100.995	1:12.408	1:31.302	1:40.104	124.0
4	4:25.406	100.389	1:12.708	1:32.262	1:40.436	123.1
5	4:24.085	100.892	1:12.729	1:31.420	1:39.936	122.2
6	4:22.376	101.549	1:12.541	1:31.147	1:38.688	123.3
7	4:23.556	101.094	1:12.296	1:31.130	1:40.130	123.5
<i>Ideal</i>	<i>4:22.114</i>	<i>101.650</i>	<i>1:12.296</i>	<i>1:31.130</i>	<i>1:38.688</i>	<i>124.0</i>

39 **57 Trevor MATTHEWSON**

TWN Behind **35.588**

Best Time **4:22.471** Best Speed **101.512** On **6** Gp

Lap	Lap Time	Lap Speed	Sector 1	Sector 2	Sector 3	Speed Trap
1	6:43.001	64.999		1:37.055	1:45.868	113.4
2	4:25.461	100.369	1:12.529	1:32.891	1:40.041	127.8
3	4:27.890	99.459	1:10.416	1:34.067	1:43.407	130.0
4	4:24.375	100.781	1:10.250	1:32.233	1:41.892	137.1
5	4:24.689	100.661	1:10.135	1:32.839	1:41.715	134.9
6	4:22.471	101.512	1:09.391	1:32.669	1:40.411	135.2
7	4:22.519	101.493	1:10.455	1:31.957	1:40.107	126.1
<i>Ideal</i>	<i>4:21.389</i>	<i>101.932</i>	<i>1:09.391</i>	<i>1:31.957</i>	<i>1:40.041</i>	<i>137.1</i>

Qualifying Classification

Position

40 **76 Stefan SCHORGENDORFER**

TWN Behind **35.782**

Best Time **4:22.665** Best Speed **101.437** On **7** Gp

Lap	Lap Time	Lap Speed	Sector 1	Sector 2	Sector 3	Speed Trap
1	5:32.790	78.712		1:37.325	1:42.416	113.4
2	4:29.712	98.787	1:12.325	1:34.257	1:43.130	126.1
3	4:28.230	99.333	1:12.638	1:34.515	1:41.077	120.7
4	4:25.364	100.405	1:11.894	1:33.174	1:40.296	124.0
5	4:25.564	100.330	1:12.274	1:33.782	1:39.508	120.9
6	4:24.054	100.903	1:11.137	1:33.337	1:39.580	124.5
7	4:22.665	101.437	1:10.908	1:32.190	1:39.567	125.9
<i>Ideal</i>	<i>4:22.606</i>	<i>101.460</i>	<i>1:10.908</i>	<i>1:32.190</i>	<i>1:39.508</i>	<i>126.1</i>

Non Qualifiers

Position

72 Michael WELDON

TWN Behind **23.137**

Best Time **4:10.020** Best Speed **106.567** On **2** Gp

Lap	Lap Time	Lap Speed	Sector 1	Sector 2	Sector 3	Speed Trap
1	4:58.747	87.682		1:28.234	1:35.485	128.7
2	4:10.020	106.567	1:07.500	1:26.138	1:36.382	139.1
<i>Ideal</i>	<i>4:09.123</i>	<i>106.951</i>	<i>1:07.500</i>	<i>1:26.138</i>	<i>1:35.485</i>	<i>139.1</i>

58 Darren COOPER

TWN Behind **39.307**

Best Time **4:26.190** Best Speed **100.094** On **2** Gp

Lap	Lap Time	Lap Speed	Sector 1	Sector 2	Sector 3	Speed Trap
1	5:00.766	87.093		1:30.247	1:37.586	128.5
2	4:26.190	100.094	1:07.349	1:27.230	1:51.611	148.6
<i>Ideal</i>	<i>4:12.165</i>	<i>105.661</i>	<i>1:07.349</i>	<i>1:27.230</i>	<i>1:37.586</i>	<i>148.6</i>

MCE INSURANCE ULSTER GRAND PRIX

SUPERTWIN

Qualifying

SECTOR ANALYSIS

Perfect Lap (sum of best sectors) = 3:45.346



SECTOR 1 FINISH - TULLYRUSK			SECTOR 2 TULLYRUSK - JORDAN'S		SECTOR 3 JORDAN'S - FINISH		IDEAL / BEST COMPARISON				
Pos	No Name	Time	No Name	Time	No Name	Time	Pos	No Name	Ideal Time	Best Tim	Diff
1	2 Ivan LINTIN	1:00.982	86 Derek McGEE	1:17.966	52 James COWTON	1:26.398	1	2 Ivan LINTIN	3:46.875	3:46.883	0.008
2	20 Daniel COOPER	1:01.212	82 Derek SHEILS	1:18.437	86 Derek McGEE	1:26.659	2	52 James COWTON	3:47.359	3:47.359	0.000
3	86 Derek McGEE	1:01.627	20 Daniel COOPER	1:18.538	20 Daniel COOPER	1:26.733	3	86 Derek McGEE	3:46.252	3:47.617	1.365
4	52 James COWTON	1:01.959	56 Adam McLEAN	1:18.734	56 Adam McLEAN	1:26.780	4	82 Derek SHEILS	3:47.609	3:47.692	0.083
5	82 Derek SHEILS	1:01.997	2 Ivan LINTIN	1:18.946	2 Ivan LINTIN	1:26.947	5	20 Daniel COOPER	3:46.483	3:47.916	1.433
6	56 Adam McLEAN	1:02.225	52 James COWTON	1:19.002	82 Derek SHEILS	1:27.175	6	56 Adam McLEAN	3:47.739	3:48.221	0.482
7	18 Christian ELKIN	1:02.230	18 Christian ELKIN	1:19.111	18 Christian ELKIN	1:27.909	7	18 Christian ELKIN	3:49.250	3:49.250	0.000
8	24 Jonathan PERRY	1:02.744	24 Jonathan PERRY	1:21.244	47 Alistair KIRK	1:29.524	8	182 Xavier DENIS	3:53.884	3:54.627	0.743
9	182 Xavier DENIS	1:02.896	4 Michael DUNLOP	1:21.264	182 Xavier DENIS	1:29.644	9	24 Jonathan PERRY	3:54.574	3:54.862	0.288
10	89 Rob HODSON	1:03.348	182 Xavier DENIS	1:21.344	89 Rob HODSON	1:30.276	10	47 Alistair KIRK	3:55.247	3:55.247	0.000
11	47 Alistair KIRK	1:03.950	47 Alistair KIRK	1:21.773	24 Jonathan PERRY	1:30.586	11	89 Rob HODSON	3:55.845	3:55.999	0.154
12	4 Michael DUNLOP	1:03.956	89 Rob HODSON	1:22.221	97 Seamus ELLIOTT	1:30.779	12	4 Michael DUNLOP	3:56.824	3:56.824	0.000
13	77 Jamie HODSON	1:04.325	65 Michael SWEENEY	1:23.128	33 Mark PURSLOW	1:31.351	13	84 Maria COSTELLO	4:00.185	4:00.493	0.308
14	84 Maria COSTELLO	1:04.451	33 Mark PURSLOW	1:23.178	4 Michael DUNLOP	1:31.604	14	33 Mark PURSLOW	3:59.315	4:00.545	1.230
15	33 Mark PURSLOW	1:04.786	77 Jamie HODSON	1:23.489	77 Jamie HODSON	1:31.692	15	77 Jamie HODSON	3:59.506	4:00.593	1.087
16	65 Michael SWEENEY	1:04.936	97 Seamus ELLIOTT	1:23.644	65 Michael SWEENEY	1:31.778	16	65 Michael SWEENEY	3:59.842	4:00.665	0.823
17	97 Seamus ELLIOTT	1:05.405	29 Forest DUNN	1:23.657	84 Maria COSTELLO	1:31.977	17	97 Seamus ELLIOTT	3:59.828	4:00.704	0.876
18	5 Marty LENNON	1:05.543	84 Maria COSTELLO	1:23.757	5 Marty LENNON	1:32.039	18	5 Marty LENNON	4:01.863	4:02.060	0.197
19	1 Glenn WALKER	1:05.955	1 Glenn WALKER	1:23.974	29 Forest DUNN	1:32.701	19	29 Forest DUNN	4:02.478	4:02.478	0.000
20	29 Forest DUNN	1:06.120	46 James TADMAN	1:24.004	64 Stephen McKNIGHT	1:33.109	20	1 Glenn WALKER	4:03.196	4:03.196	0.000
21	64 Stephen McKNIGHT	1:06.390	5 Marty LENNON	1:24.281	28 Paul GARTLAND	1:33.220	21	64 Stephen McKNIGHT	4:03.996	4:04.329	0.333
22	28 Paul GARTLAND	1:06.525	64 Stephen McKNIGHT	1:24.497	1 Glenn WALKER	1:33.267	22	46 James TADMAN	4:04.854	4:05.222	0.368
23	25 Kris DUNCAN	1:06.795	80 Andrew McMULLAN	1:25.789	46 James TADMAN	1:33.484	23	28 Paul GARTLAND	4:05.881	4:05.881	0.000
24	62 Paul O'ROURKE	1:06.925	62 Paul O'ROURKE	1:25.834	34 Dominic HERBERTSON	1:34.063	24	62 Paul O'ROURKE	4:07.422	4:07.804	0.382
25	9 William HARA	1:07.183	28 Paul GARTLAND	1:26.136	62 Paul O'ROURKE	1:34.663	25	34 Dominic HERBERTSON	4:08.654	4:09.201	0.547
26	58 Darren COOPER	1:07.349	72 Michael WELDON	1:26.138	50 Sam JOHNSON	1:35.308	26	25 Kris DUNCAN	4:09.481	4:09.481	0.000
27	46 James TADMAN	1:07.366	34 Dominic HERBERTSON	1:26.739	72 Michael WELDON	1:35.485	27	80 Andrew McMULLAN	4:09.151	4:09.512	0.361
28	72 Michael WELDON	1:07.500	25 Kris DUNCAN	1:26.933	80 Andrew McMULLAN	1:35.589	28	72 Michael WELDON	4:09.123	4:10.020	0.897
29	73 Derek COSTELLO	1:07.762	58 Darren COOPER	1:27.230	25 Kris DUNCAN	1:35.753	29	50 Sam JOHNSON	4:12.983	4:13.363	0.380
30	80 Andrew McMULLAN	1:07.773	9 William HARA	1:28.163	17 Thomas McADOO	1:36.974	30	9 William HARA	4:12.954	4:13.714	0.760
31	34 Dominic HERBERTSON	1:07.852	17 Thomas McADOO	1:28.754	39 Daniel ANNETT	1:37.378	31	73 Derek COSTELLO	4:16.169	4:16.169	0.000
32	50 Sam JOHNSON	1:08.771	50 Sam JOHNSON	1:28.904	58 Darren COOPER	1:37.586	32	17 Thomas McADOO	4:14.737	4:16.942	2.205
33	75 Mark SHIELDS	1:08.941	73 Derek COSTELLO	1:28.969	9 William HARA	1:37.608	33	75 Mark SHIELDS	4:16.945	4:17.054	0.109
34	17 Thomas McADOO	1:09.009	20 John BYRNE	1:29.481	20 John BYRNE	1:38.067	34	20 John BYRNE	4:16.856	4:18.132	1.276
35	39 Daniel ANNETT	1:09.194	71 Brian APPLETON	1:29.839	75 Mark SHIELDS	1:38.133	35	71 Brian APPLETON	4:19.142	4:19.142	0.000
36	20 John BYRNE	1:09.308	75 Mark SHIELDS	1:29.871	87 Dave WALSH	1:38.258	36	39 Daniel ANNETT	4:16.612	4:19.424	2.812
37	57 Trevor MATTHEWSON	1:09.391	39 Daniel ANNETT	1:30.040	71 Brian APPLETON	1:38.625	37	87 Dave WALSH	4:19.999	4:20.596	0.597
38	36 Brian LOUGHLIN	1:09.855	87 Dave WALSH	1:30.152	53 Sandy BERWICK	1:38.688	38	36 Brian LOUGHLIN	4:21.086	4:21.852	0.766
39	71 Brian APPLETON	1:10.678	36 Brian LOUGHLIN	1:31.111	73 Derek COSTELLO	1:39.438	39	53 Sandy BERWICK	4:22.114	4:22.376	0.262
40	76 Stefan SCHORGENDO RFFP	1:10.908	53 Sandy BERWICK	1:31.130	76 Stefan SCHORGENDO RFFP	1:39.508	40	57 Trevor MATTHEWSON	4:21.389	4:22.471	1.082
41	87 Dave WALSH	1:11.589	57 Trevor MATTHEWSON	1:31.957	57 Trevor MATTHEWSON	1:40.041	41	76 Stefan SCHORGENDO RFFP	4:22.606	4:22.665	0.059
42	53 Sandy BERWICK	1:12.296	76 Stefan SCHORGENDO RFFP	1:32.190	36 Brian LOUGHLIN	1:40.120	42	58 Darren COOPER	4:12.165	4:26.190	14.025

MCE INSURANCE ULSTER GRAND PRIX

SUPERTWIN

Qualifying

Wednesday, 09 August 2017



SPEED TRAP ON FLYING KILO

Class	No/Name	Fastest	Lap 1	Lap 2	Lap 3	Lap 4	Lap 5	Lap 6	Lap 7	Lap 8	Lap 9	Lap 10	Lap 11	Lap 12
TW	20 Daniel COOPER	155.5	138.5	155.1	149.3	<u>155.5</u>	152.3	153.7	147.0	154.1				
TW	2 Ivan LINTIN	155.1	135.5	153.4	152.0	<u>155.1</u>	151.3							
TW	52 James COWTON	152.7	127.8	<u>152.7</u>	151.3	149.6	136.6	148.3	149.3					
TW	86 Derek McGEE	152.7	133.6	147.3	146.1	<u>152.7</u>	145.4	146.7						
TW	18 Christian ELKIN	152.0	136.3	146.4	<u>152.0</u>	144.2	143.0	135.2	145.7	146.4				
TW	182 Xavier DENIS	151.6	128.2	151.0	<u>151.6</u>	150.0	146.1	146.1	148.0	150.0				
TW	24 Jonathan PERRY	150.3	129.2	140.9	149.3	145.4	148.6	147.7	<u>150.3</u>	147.3				
TW	89 Rob HODSON	149.3	132.3	<u>149.3</u>	145.7	146.4	143.9	143.6	145.1	145.7				
TW	58 Darren COOPER	148.6	128.5	<u>148.6</u>										
TW	56 Adam McLEAN	148.3	126.8	143.3	146.7	143.3	143.3	143.3	138.8	<u>148.3</u>				
TW	82 Derek SHEILS	147.7	124.9	<u>147.7</u>	146.1	147.0	142.7	146.4	141.5					
TW	5 Marty LENNON	146.4	117.7	<u>146.4</u>	139.7	140.3	130.0	138.0	138.8					
TW	77 Jamie HODSON	145.7	134.4	<u>145.7</u>	142.7	144.5	142.0	143.0	144.8					
TW	73 Derek COSTELLO	145.1	109.5	<u>145.1</u>	143.3	143.3	142.7	144.2	144.2					
TW	65 Michael SWEENEY	144.5	126.1	<u>144.5</u>	139.4									
TW	4 Michael DUNLOP	143.3	130.0	<u>143.3</u>	141.5									
TW	84 Maria COSTELLO	143.3	130.0	142.7	142.0	142.3	124.7	<u>143.3</u>	<u>143.3</u>					
TW	47 Alistair KIRK	143.3	116.9	142.3	140.9	140.6	141.7	142.3	<u>143.3</u>	143.0				
TW	80 Andrew McMULLAN	142.7	111.3	<u>142.7</u>	136.3	137.4	135.7	136.9	136.3					
TW	28 Paul GARTLAND	142.3	123.8	140.6	139.4	137.1	138.3	<u>142.3</u>						
TW	1 Glenn WALKER	141.5	118.7	140.9	<u>141.5</u>	139.1	136.3	139.1	139.7	140.3				
TW	64 Stephen McKNIGHT	140.9	117.3	139.1	139.1	<u>140.9</u>	133.9	124.9						
TW	29 Forest DUNN	140.6	126.8	138.0	139.1	139.4	138.0	<u>140.6</u>						
TW	25 Kris DUNCAN	140.3	113.0	138.5	<u>140.3</u>	135.7	137.4	139.1	139.1					
TW	33 Mark PURSLOW	140.0	129.5	<u>140.0</u>	137.7	138.3	137.1							
TW	9 William HARA	139.7	120.2	136.3	131.8	127.8	134.7	138.5	<u>139.7</u>					
TW	75 Mark SHIELDS	139.7	100.3	129.2	135.7	137.4	134.9	<u>139.7</u>	136.0					
TW	62 Paul O'ROURKE	139.1	112.4	138.0	136.9	138.0	136.0	138.0	132.5	<u>139.1</u>				
TW	72 Michael WELDON	139.1	128.7	<u>139.1</u>										
TW	97 Seamus ELLIOTT	138.8	121.1	134.9	<u>138.8</u>	134.1	129.2	136.6	137.7					
TW	57 Trevor MATTHEWSON	137.1	113.4	127.8	130.0	<u>137.1</u>	134.9	135.2	126.1					
TW	20 John BYRNE	136.6	114.5	134.1	135.5	<u>136.6</u>	136.3	135.5						
TW	36 Brian LOUGHLIN	135.7	109.1	132.5	134.4	<u>135.7</u>	134.4	134.7	134.1					
TW	50 Sam JOHNSON	135.5	122.6	<u>135.5</u>	130.0	130.2	129.0							
TW	34 Dominic HERBERTSON	133.9	118.7	130.7	<u>133.9</u>	131.5	130.2	129.5	131.2					
TW	17 Thomas McADOO	133.9	106.7	132.8	131.0	130.2	131.2	132.8	<u>133.9</u>					
TW	46 James TADMAN	131.5	121.5	131.2	<u>131.5</u>	128.7	127.5	121.3						
TW	71 Brian APPLETON	130.7	108.8	<u>130.7</u>	130.0	130.2								
TW	39 Daniel ANNETT	130.0	90.3	128.7	126.6	128.2	127.8	<u>130.0</u>	129.5					
TW	76 Stefan SCHORGENDORFER	126.1	113.4	<u>126.1</u>	120.7	124.0	120.9	124.5	125.9					
TW	87 Dave WALSH	126.1	88.8	123.3	122.2	123.8	<u>126.1</u>	124.9	<u>126.1</u>					
TW	53 Sandy BERWICK	124.0	106.7	123.8	<u>124.0</u>	123.1	122.2	123.3	123.5					

MCE INSURANCE ULSTER GRAND PRIX

SUPERTWIN

Dundrod 7.401 miles

Race 5 - CVRS Media Dundrod 150 Supertwin


10/08/2017 16:15

Race (5 Laps)

RACE 5 - DUNDROD 150 SUPERTWIN
Page 1 of 2

					14
					13
					12
71	20	72	75		11
17	73	9			10
50	80	25	34		9
62	28	46			8
64	1	29	5	B	7
<hr/>					
					6
					5
38	97	65	77		4
33	84	4			3
89	47	24	182		2
18	56	20			1
82	86	52	2	A	

POLE POSITION



Promoted by Dundrod and District MCC

Orbits

Provisional result to be confirmed by the Stewards of the Meeting subject to the completion of technical inspections and the time limit for protests

MCUI (Ulster Centre) Timing @ www.elaps-timing.com



Ride on Delta Seven

MCE INSURANCE ULSTER GRAND PRIX

SUPERTWIN

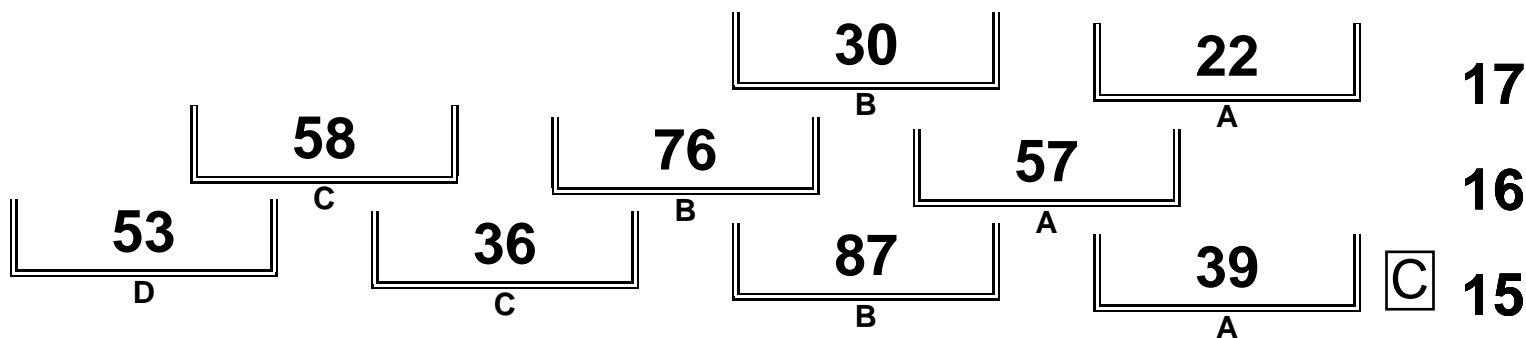
Dundrod 7.401 miles

Race 5 - CVRS Media Dundrod 150 Supertwin

10/08/2017 16:15

Race (5 Laps)

RACE 5 - DUNDROD 150 SUPERTWIN
Page 2 of 2



Promoted by Dundrod and District MCC

Orbits

Provisional result to be confirmed by the Stewards of the Meeting subject to the completion of technical inspections and the time limit for protests
 MCUI (Ulster Centre) Timing @ www.elaps-timing.com



**Ride on
Delta
Seven**