



at **Bishops court**
Sunday 20th August 2017

promoted by
Bishops court Racing Circuit
www.bishops court.org

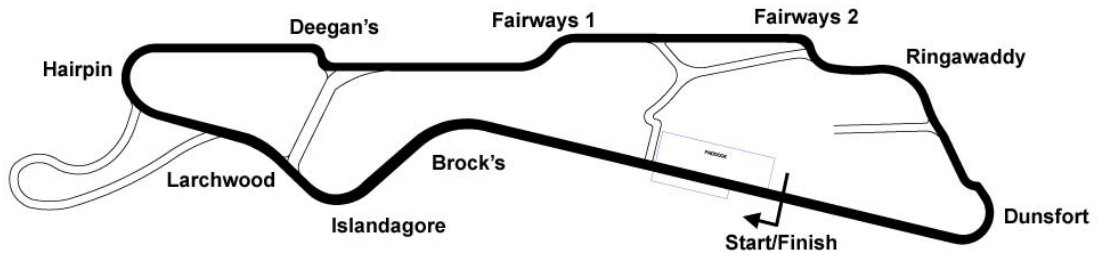
**SUPERTWIN
&
PRODUCTION TWIN**



YOUNG RIDER OF THE YEAR AWARD SUPPORTED BY



Bishopscourt National Circuit 1.824 miles



LAP RECORDS

Class	Rider	Machine	m	s	mph	Date
125cc GP	Nigel Percy	Honda	1	13.913	88.840	21-10-07
Moto 3	Richard Kerr	KTM 250	1	13.640	89.169	22-10-16
Lightweight Supersport	Kirk Dickey	Kawasaki 400	1	15.427	87.056	18-04-15
Production Twin	Eunan McGlinchey	Suzuki 650	1	12.712	90.307	08-07-17
SuperTwin	Glenn Irwin	Kawasaki 650	1	11.293	92.104	25-10-14
Pre-Injection	Steven Titterington	Yamaha 600	1	11.917	91.305	19-09-15
Supersport	Glenn Irwin	Kawasaki	1	07.474	97.317	25-10-14
Supersport Cup (Masters)	Aaron Clifford	Kawasaki	1	09.890	93.953	21-08-16
Superbike	Christian Iddon	BMW	1	05.223	100.676	22-10-16
Superbike Cup (Masters)	Charles Stuart	Suzuki	1	10.066	93.717	21-08-16

MASTERS R16-17-Bishopscourt Nat

Sorted on best lap time

SUPERTWIN & PRODUCTION TWIN

Bishopscourt National 1.824 miles

Qualifying

20/08/2017 09:55

Practice started at 9:45:10

Pos	Class	No.	Name	T	Machine	Sponsor	Best Tm	Diff	Gap	Best Speed	In Lap	Laps	2nd Best
PTWN													
1	PTWN	221	Eunan McGLINCHEY		Suzuki		1:15.377			87.114	8	11	1:15.452
2	PTWN	8	Darryl ANDERSON		Suzuki	DK Racing	1:16.184	0.807	0.807	86.191	7	11	1:16.350
3	PTWN	89	Jonny SINGLETON		Suzuki		1:17.366	1.989	1.182	84.874	5	11	1:17.372
4	PTWN	92	Shane SWEENEY		Kawasaki		1:18.206	2.829	0.840	83.963	8	12	1:18.371
5	PTWN	161	Jason CASH		Suzuki		1:18.505	3.128	0.299	83.643	9	11	1:18.932
6	PTWN	164	Shane O'DONOVAN		Suzuki		1:19.351	3.974	0.846	82.751	11	11	1:19.748
7	PTWN	64	Kevin LAVERY		Kawasaki	McKinstry Racing	1:19.427	4.050	0.076	82.672	7	10	1:19.647
8	PTWN	116	Alan RIGNEY		Suzuki		1:20.873	5.496	1.446	81.194	5	11	1:20.892
9	PTWN	93	John WARD		Suzuki	NKC Racing	1:21.264	5.887	0.391	80.803	7	11	1:21.905
10	PTWN	126	Thomas HUTCHINSON		Suzuki	Team Screwloose Racing	1:23.555	8.178	2.291	78.588	6	8	1:24.408
11	PTWN	228	Gary MARTIN		Suzuki		1:23.967	8.590	0.412	78.202	9	11	1:23.999
12	PTWN	103	Paul RUSSELL		Suzuki		1:25.173	9.796	1.206	77.095	7	9	1:25.235
13	PTWN	51	Kevin COLLINS		Suzuki		1:27.406	12.029	2.233	75.125	3	6	1:27.599
STWN													
1	STWN	33	Mark HANNA		Kawasaki	Roy Hanna Motors	1:12.899			90.075	7	7	1:13.126
2	STWN	15	Simon REID		Kawasaki		1:13.658	0.759	0.759	89.147	7	11	1:14.034
3	STWN	23	Cahal GRAHAM		Kawasaki	Graham Automotive	1:14.446	1.547	0.788	88.204	6	6	1:14.465
4	STWN	14	Conor O'NEILL		Kawasaki		1:15.656	2.757	1.210	86.793	5	9	1:15.748
5	STWN	45	Daryl DUFFY		Kawasaki	Eurotech	1:16.433	3.534	0.777	85.911	12	12	1:16.482
6	STWN	109	Michael GIBBONS		Suzuki		1:19.163	6.264	2.730	82.948	6	10	1:19.184
7	STWN	36	James COTTRELL		Suzuki	Dunsany	1:19.691	6.792	0.528	82.398	6	11	1:20.212
8	STWN	4	Sean O'NEILL		Suzuki		1:19.846	6.947	0.155	82.238	6	8	1:20.672
9	STWN	94	Ray SHEERAN		Kawasaki		1:20.890	7.991	1.044	81.177	7	9	1:21.389
10	STWN	78	Dominic COTTRELL		Suzuki	Dunsany	1:23.189	10.290	2.299	78.934	7	9	1:23.540
11	STWN	159	Dean DOYLE		Suzuki	TD Racing	1:24.361	11.462	1.172	77.837	5	8	1:24.431
12	STWN	67	Nigel COLGAN		Suzuki	Dunsany	1:25.647	12.748	1.286	76.668	10	10	1:26.575

Announcements

Weather: Bright / Track: Dry

MASTERS R16-17-Bishopscourt Nat

SUPERTWIN & PRODUCTION TWIN

Bishopscourt National 1.824 miles

Qualifying

20/08/2017 09:55

Practice started at 9:45:10

(33) Mark HANNA			(8) Darryl ANDERSON			(161) Jason CASH			(64) Kevin LAVERY		
1			5	1:15.656		3	1:21.176	+2.970	1		
2	1:20.586	+7.687	6	1:21.223	+5.567	4	1:19.369	+1.163	2	1:25.270	+5.843
3	4:06.851	+2:53.952	7	1:33.279	+17.623	5	1:19.145	+0.939	3	1:21.012	+1.585
4	1:14.248	+1.349	8	1:15.748	+0.092	6	1:19.153	+0.947	4	1:20.193	+0.766
5	1:13.126	+0.227	9	2:33.287	+1:17.631	7	1:18.371	+0.165	5	1:20.276	+0.849
6	1:14.613	+1.714	1			8	1:18.206		6	1:20.648	+1.221
7	1:12.899		2	1:19.258	+3.074	9	1:18.466	+0.260	7	1:19.427	
(15) Simon REID			3	1:17.359	+1.175	10	1:18.999	+0.793	8	1:19.647	+0.220
1			4	1:17.917	+1.733	11	1:18.754	+0.548	9	1:19.769	+0.342
2	1:17.880	+4.222	5	1:16.755	+0.571	12	1:18.786	+0.580	10	1:57.288	+37.861
3	1:15.191	+1.533	6	1:16.706	+0.522	(36) James COTTRELL			1		
4	1:18.065	+4.407	7	1:16.184		2	1:22.619	+4.114	2	1:22.678	+2.987
5	1:14.034	+0.376	8	1:16.422	+0.238	3	1:20.663	+2.158	3	1:23.330	+3.639
6	1:14.644	+0.986	9	1:16.403	+0.219	4	1:20.589	+2.084	4	1:21.284	+1.593
7	1:13.658		10	1:16.350	+0.166	5	1:20.433	+1.928	5	1:21.193	+1.502
8	1:18.340	+4.682	11	1:20.009	+3.825	6	1:27.553	+9.048	6	1:19.691	
9	1:15.378	+1.720	(45) Daryl DUFFY			7	1:20.833	+2.328	7	1:20.212	+0.521
10	1:14.884	+1.226	1			8	1:18.932	+0.427	8	1:20.982	+1.291
11	1:14.196	+0.538	2	1:19.256	+2.823	9	1:18.505		9	1:20.488	+0.797
(23) Cahal GRAHAM			3	1:18.742	+2.309	10	1:20.126	+1.621	10	1:20.499	+0.808
1			4	1:17.719	+1.286	11	1:19.842	+1.337	11	1:20.970	+1.279
2	1:15.317	+0.871	5	1:17.204	+0.771	(109) Michael GIBBONS			(4) Sean O'NEILL		
3	1:16.146	+1.700	6	1:16.482	+0.049	1			1		
4	1:14.465	+0.019	7	1:17.444	+1.011	2	1:23.237	+4.074	2	1:26.384	+6.538
5	1:16.145	+1.699	8	1:19.172	+2.739	3	1:21.240	+2.077	3	1:24.229	+4.383
6	1:14.446		9	1:16.523	+0.090	4	1:20.888	+1.725	4	1:21.278	+1.432
(221) Eunan McGLINCHEY			10	1:17.672	+1.239	5	1:19.881	+0.718	5	1:20.707	+0.861
1			11	1:20.876	+4.443	6	1:19.163		6	1:19.846	
2	1:23.422	+8.045	12	1:16.433		7	1:21.903	+2.740	7	1:20.672	+0.826
3	1:19.433	+4.056	(89) Jonny SINGLETON			8	1:20.119	+0.956	8	1:47.259	+27.413
4	1:17.138	+1.761	1			9	1:19.727	+0.564	(116) Alan RIGNEY		
5	1:27.946	+12.569	2	1:21.304	+3.938	10	1:19.184	+0.021	1		
6	1:16.071	+0.694	3	1:19.885	+2.519	(164) Shane O'DONOVAN			2	1:29.104	+8.231
7	1:15.452	+0.075	4	1:19.114	+1.748	1			3	1:22.704	+1.831
8	1:15.377		5	1:17.366		2	1:29.759	+10.408	4	1:21.680	+0.807
9	1:16.414	+1.037	6	1:21.571	+4.205	3	1:23.819	+4.468	5	1:20.873	
10	1:17.618	+2.241	7	1:17.868	+0.502	4	1:22.651	+3.300	6	1:21.364	+0.491
11	1:15.637	+0.260	8	1:18.427	+1.061	5	1:20.694	+1.343	7	1:21.970	+1.097
(14) Conor O'NEILL			9	1:17.372	+0.006	6	1:20.923	+1.572	8	1:21.444	+0.571
1			10	1:17.710	+0.344	7	1:20.075	+0.724	9	1:20.892	+0.019
2	1:26.303	+10.647	11	1:17.456	+0.090	8	1:20.373	+1.022	10	1:21.030	+0.157
3	1:17.469	+1.813	(92) Shane SWEENEY			9	1:19.748	+0.397	11	1:21.026	+0.153
4	1:16.285	+0.629	1			10	1:19.810	+0.459	(94) Ray SHEERAN		
			2	1:22.640	+4.434	11	1:19.351				



MASTERS R16-17-Bishopscourt Nat

SUPERTWIN & PRODUCTION TWIN

Bishopscourt National 1.824 miles

Qualifying

20/08/2017 09:55

Practice started at 9:45:10

1			5	1:27.048	+3.081
2	1:23.406	+2.516	6	1:24.182	+0.215
3	1:21.843	+0.953	7	1:24.063	+0.096
4	1:23.225	+2.335	8	1:26.143	+2.176
5	1:24.104	+3.214	9	1:23.967	
6	1:22.506	+1.616	10	1:25.326	+1.359
7	1:20.890		11	1:23.999	+0.032
8	1:21.389	+0.499			
9	1:48.667	+27.777			
<hr/>					
(93) John WARD					
1			1		
2	1:25.847	+4.583	2	1:30.111	+5.750
3	1:23.925	+2.661	3	1:26.349	+1.988
4	1:23.944	+2.680	4	1:24.431	+0.070
5	1:22.953	+1.689	5	1:24.361	
6	1:22.909	+1.645	6	1:25.392	+1.031
7	1:21.264		7	1:25.495	+1.134
8	1:22.711	+1.447	8	1:53.471	+29.110
9	1:21.905	+0.641	<hr/>		
10	1:22.348	+1.084	(103) Paul RUSSELL		
11	1:23.397	+2.133	1		
<hr/>					
(78) Dominic COTTRELL					
1			2	1:26.839	+1.666
2	1:26.958	+3.769	3	1:25.690	+0.517
3	1:25.212	+2.023	4	1:25.235	+0.062
4	1:24.540	+1.351	5	1:26.247	+1.074
5	1:24.651	+1.462	6	4:37.727	+3:12.554
6	1:23.540	+0.351	7	1:25.173	
7	1:23.189		8	1:28.430	+3.257
8	1:32.533	+9.344	9	1:27.474	+2.301
9	3:31.385	+2:08.196	<hr/>		
<hr/>					
(126) Thomas HUTCHINSON					
1			1		
2	1:30.709	+7.154	2	1:32.242	+6.595
3	1:28.681	+5.126	3	1:30.095	+4.448
4	1:25.244	+1.689	4	1:27.352	+1.705
5	1:25.050	+1.495	5	1:26.575	+0.928
6	1:23.555		6	1:27.008	+1.361
7	1:24.408	+0.853	7	1:26.947	+1.300
8	1:27.330	+3.775	8	1:27.873	+2.226
<hr/>					
(228) Gary MARTIN					
1			9	1:28.156	+2.509
2	1:30.620	+6.653	10	1:25.647	
3	1:26.872	+2.905	<hr/>		
4	1:25.555	+1.588	(51) Kevin COLLINS		
			1		
			2	1:32.236	+4.830
			3	1:27.406	
			4	1:27.599	+0.193
			5	1:29.663	+2.257
			6	1:29.781	+2.375

Promoted by Bishopscourt Racing Circuit

Orbits

MCUI (Ulster Centre) Timing @ www.elaps-timing.com



Ride on Delta Seven

MASTERS R16-17-Bishopscourt Nat

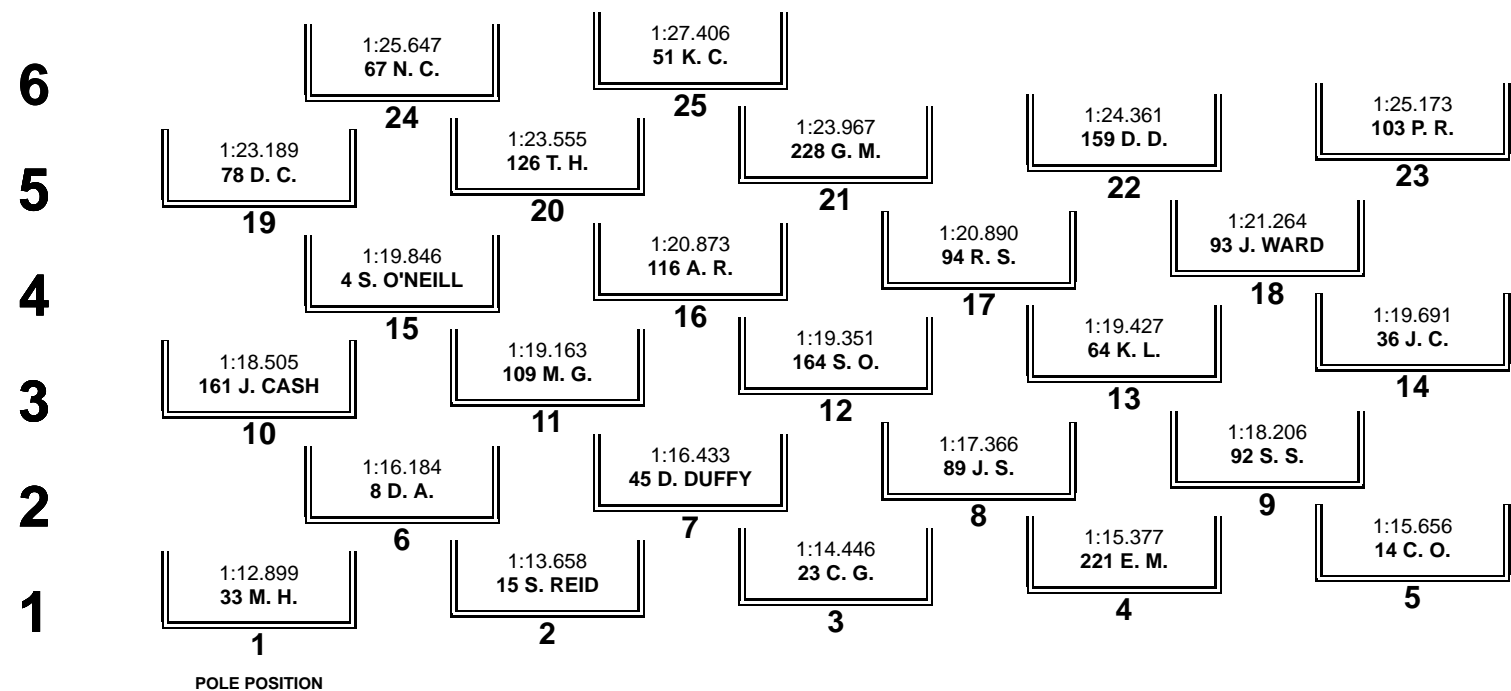
SUPERTWIN & PRODUCTION TWIN

Bishopscourt National 1.824 miles


R4: Race One

20/08/2017 13:55

Race (8 Laps)



POLE POSITION



MASTERS R16-17-Bishopscourt Nat

Sorted on Laps

SUPERTWIN & PRODUCTION TWIN

Bishopscourt National 1.824 miles

R4: Race One Restart

20/08/2017 13:55

Race (5 Laps) started at 13:43:19

Pos	Class	No.	Name	T	Machine	Sponsor	Laps	Total Tm	Diff	Gap	Avg. Speed	Best Tm	Best Speed	In Lap
PTWN														
1	PTWN	221	Eunan McGLINCHEY		Suzuki		5	6:13.870			87.817	1:12.956	90.005	5
2	PTWN	89	Jonny SINGLETON		Suzuki		5	6:33.756	19.886	19.886	83.382	1:17.242	85.011	5
3	PTWN	161	Jason CASH		Suzuki		5	6:34.107	20.237	0.351	83.307	1:17.079	85.191	4
4	PTWN	92	Shane SWEENEY		Kawasaki		5	6:34.244	20.374	0.137	83.278	1:17.065	85.206	4
5	PTWN	116	Alan RIGNEY		Suzuki		5	6:49.074	35.204	14.830	80.259	1:20.153	81.923	3
6	PTWN	64	Kevin LAVERY		Kawasaki	McKinstry Racing	5	6:54.225	40.355	5.151	79.261	1:20.082	81.996	4
7	PTWN	164	Shane O'DONOVAN		Suzuki		5	6:54.960	41.090	0.735	79.121	1:19.420	82.679	3
8	PTWN	93	John WARD		Suzuki	NKC Racing	5	6:58.074	44.204	3.114	78.532	1:21.187	80.880	2
9	PTWN	126	Thomas HUTCHINSON		Suzuki	Team Screwloose Racing	5	6:59.201	45.331	1.127	78.320	1:21.190	80.877	2
10	PTWN	228	Gary MARTIN		Suzuki		5	7:08.979	55.109	9.778	76.535	1:23.248	78.878	2
11	PTWN	103	Paul RUSSELL		Suzuki		5	7:09.696	55.826	0.717	76.408	1:23.288	78.840	2
Not classified														
DNS	PTWN	8	Darryl ANDERSON		Suzuki	DK Racing		0.000	DNS	5 Laps	-	-	-	0
DNS	PTWN	51	Kevin COLLINS		Suzuki			0.000	DNS		-	-	-	0
STWN														
1	STWN	33	Mark HANNA		Kawasaki	Roy Hanna Motors	5	6:11.542			88.367	1:12.617	90.425	3
2	STWN	23	Cahal GRAHAM		Kawasaki	Graham Automotive	5	6:14.640	3.098	3.098	87.636	1:13.402	89.458	2
3	STWN	14	Conor O'NEILL		Kawasaki		5	6:15.073	3.531	0.433	87.535	1:13.781	88.999	4
4	STWN	15	Simon REID		Kawasaki		5	6:15.528	3.986	0.455	87.429	1:13.429	89.425	4
5	STWN	45	Daryl DUFFY		Kawasaki	Eurotech	5	6:22.276	10.734	6.748	85.886	1:14.992	87.561	5
6	STWN	36	James COTTRELL		Suzuki	Dunsany	5	6:47.362	35.820	25.086	80.597	1:20.034	82.045	3
7	STWN	94	Ray SHEERAN		Kawasaki		5	6:48.206	36.664	0.844	80.430	1:19.920	82.162	3
8	STWN	4	Sean O'NEILL		Suzuki		5	6:48.331	36.789	0.125	80.405	1:18.508	83.640	2
9	STWN	109	Michael GIBBONS		Suzuki		5	6:49.231	37.689	0.900	80.229	1:20.141	81.936	2
10	STWN	78	Dominic COTTRELL		Suzuki	Dunsany	5	6:54.751	43.209	5.520	79.161	1:20.906	81.161	5
11	STWN	159	Dean DOYLE		Suzuki	TD Racing	5	7:10.238	58.696	15.487	76.311	1:23.735	78.419	2
12	STWN	67	Nigel COLGAN		Suzuki	Dunsany	5	7:10.683	59.141	0.445	76.232	1:23.651	78.498	3

Announcements

STWN 90% = 79.530, PTWN 90% = 79.035

Weather: Bright / Track: Dry

Margin of Victory	Avg. Speed	Best Lap Tm	Best Speed	Best Lap by
2.328	88.367	1:12.617	90.425	33 - Mark HANNA

Promoted by Bishopscourt Racing Circuit

Orbits



MASTERS R16-17-Bishopscourt Nat

SUPERTWIN & PRODUCTION TWIN

Bishopscourt National 1.824 miles

R4: Race One Restart

20/08/2017 13:55

Race (5 Laps) started at 13:43:19

(33) Mark HANNA			(161) Jason CASH			(64) Kevin LAVERY			(159) Dean DOYLE		
1	1:17.890	+5.273	1	1:23.489	+6.410	1	1:30.255	+10.173	1	1:34.366	+10.631
2	1:12.663	+0.046	2	1:18.317	+1.238	2	1:20.805	+0.723	2	1:23.735	
3	1:12.617		3	1:17.912	+0.833	3	1:21.489	+1.407	3	1:23.757	+0.022
4	1:13.200	+0.583	4	1:17.079		4	1:20.082		4	1:23.787	+0.052
5	1:15.172	+2.555	5	1:17.310	+0.231	5	1:21.594	+1.512	5	1:24.593	+0.858
(221) Eunan McGLINCHEY			(92) Shane SWEENEY			(78) Dominic COTTRELL			(67) Nigel COLGAN		
1	1:20.036	+7.080	1	1:24.626	+7.561	1	1:29.439	+8.533	1	1:33.652	+10.001
2	1:13.439	+0.483	2	1:17.579	+0.514	2	1:21.284	+0.378	2	1:23.745	+0.094
3	1:13.828	+0.872	3	1:17.876	+0.811	3	1:22.077	+1.171	3	1:23.851	
4	1:13.611	+0.655	4	1:17.065		4	1:21.045	+0.139	4	1:24.983	+1.332
5	1:12.956		5	1:17.098	+0.033	5	1:20.906		5	1:24.652	+1.001
(23) Cahal GRAHAM			(36) James COTTRELL			(164) Shane O'DONOVAN					
1	1:19.797	+6.395	1	1:26.037	+6.003	1	1:35.163	+15.743			
2	1:13.402		2	1:20.510	+0.476	2	1:20.558	+1.138			
3	1:13.580	+0.178	3	1:20.034		3	1:19.420				
4	1:13.804	+0.402	4	1:20.238	+0.204	4	1:19.604	+0.184			
5	1:14.057	+0.655	5	1:20.543	+0.509	5	1:20.215	+0.795			
(14) Conor O'NEILL			(94) Ray SHEERAN			(93) John WARD					
1	1:19.322	+5.541	1	1:26.219	+6.299	1	1:31.735	+10.548			
2	1:14.353	+0.572	2	1:19.935	+0.015	2	1:21.187				
3	1:13.835	+0.054	3	1:19.920		3	1:21.531	+0.344			
4	1:13.781		4	1:21.678	+1.758	4	1:21.933	+0.746			
5	1:13.782	+0.001	5	1:20.454	+0.534	5	1:21.688	+0.501			
(15) Simon REID			(4) Sean O'NEILL			(126) Thomas HUTCHINSON					
1	1:20.178	+6.749	1	1:29.456	+10.948	1	1:32.650	+11.460			
2	1:13.741	+0.312	2	1:18.508		2	1:21.190				
3	1:14.196	+0.767	3	1:19.876	+1.368	3	1:21.879	+0.689			
4	1:13.429		4	1:20.491	+1.983	4	1:21.536	+0.346			
5	1:13.984	+0.555	5	1:20.000	+1.492	5	1:21.946	+0.756			
(45) Daryl DUFFY			(116) Alan RIGNEY			(228) Gary MARTIN					
1	1:21.405	+6.413	1	1:27.173	+7.020	1	1:32.391	+9.143			
2	1:15.373	+0.381	2	1:20.178	+0.025	2	1:23.248				
3	1:15.377	+0.385	3	1:20.153		3	1:23.787	+0.539			
4	1:15.129	+0.137	4	1:20.805	+0.652	4	1:24.881	+1.633			
5	1:14.992		5	1:20.765	+0.612	5	1:24.672	+1.424			
(89) Jonny SINGLETON			(109) Michael GIBBONS			(103) Paul RUSSELL					
1	1:24.018	+6.776	1	1:27.369	+7.228	1	1:32.820	+9.532			
2	1:17.532	+0.290	2	1:20.141		2	1:23.288				
3	1:17.584	+0.342	3	1:20.349	+0.208	3	1:24.023	+0.735			
4	1:17.380	+0.138	4	1:20.798	+0.657	4	1:24.798	+1.510			
5	1:17.242		5	1:20.574	+0.433	5	1:24.767	+1.479			

Promoted by Bishopscourt Racing Circuit

Orbits

MCUI (Ulster Centre) Timing @ www.elaps-timing.com

Printed: 20/08/2017 13:51:49



Ride on Delta Seven

MASTERS R16-17-Bishopscourt Nat

SUPERTWIN & PRODUCTION TWIN

Bishopscourt National 1.824 miles


R8: Race Two

20/08/2017 15:20

Race (8 Laps)

6	1:23.735 159 D. D.	51 K. C.	1:23.248 228 G. M.	1:23.288 103 P. R.	1:23.651 67 N. C.
5	1:21.187 93 J. WARD	1:21.190 126 T. H.	1:20.153 116 A. R.	1:20.906 78 D. C.	1:20.034 36 J. C.
4	1:20.082 64 K. L.	1:20.141 109 M. G.	1:19.920 94 R. S.	1:17.242 89 J. S.	1:13.781 14 C. O.
3	1:18.508 4 S. O'NEILL	1:19.420 164 S. O.	8 D. A.	1:17.079 161 J. CASH	1:13.429 15 S. REID
2	1:14.992 45 D. DUFFY	1:17.065 92 S. S.	161 J. CASH	1:13.402 23 C. G.	1:12.956 221 E. M.
1	1:12.617 33 M. H.	1:12.956 221 E. M.	1:13.402 23 C. G.	1:13.429 15 S. REID	1:13.781 14 C. O.
	19	20	21	22	23
	15	16	17	18	14
	10	11	12	13	14
	6	7	8	9	5
	1	2	3	4	5

POLE POSITION



MASTERS R16-17-Bishopscourt Nat

Sorted on Laps

SUPERTWIN & PRODUCTION TWIN

Bishopscourt National 1.824 miles

R8: Race Two

20/08/2017 15:20

Race (8 Laps) started at 14:56:25

Pos	Class	No.	Name	T	Machine	Sponsor	Laps	Total Tm	Diff	Gap	Avg. Speed	Best Tm	Best Speed	In Lap
PTWN														
1	PTWN	221	Eunan McGLINCHEY		Suzuki		8	9:53.765			88.471	1:12.117	91.052	4
2	PTWN	89	Jonny SINGLETON		Suzuki		8	10:24.751	30.986	30.986	84.083	1:16.555	85.774	8
3	PTWN	92	Shane SWEENEY		Kawasaki		8	10:25.084	31.319	0.333	84.039	1:16.952	85.331	4
4	PTWN	161	Jason CASH		Suzuki		8	10:25.403	31.638	0.319	83.996	1:16.720	85.589	8
5	PTWN	164	Shane O'DONOVAN		Suzuki		8	10:45.342	51.577	19.939	81.401	1:18.376	83.781	6
6	PTWN	116	Alan RIGNEY		Suzuki		8	10:53.069	59.304	7.727	80.437	1:19.411	82.689	6
7	PTWN	64	Kevin LAVERY		Kawasaki	McKinstry Racing	8	10:57.086	1:03.321	4.017	79.946	1:19.993	82.087	4
8	PTWN	93	John WARD		Suzuki	NKC Racing	7	9:43.012	1 Lap	1 Lap	78.840	1:20.705	81.363	3
9	PTWN	228	Gary MARTIN		Suzuki		7	9:46.305	1 Lap		78.397	1:22.096	79.984	7
10	PTWN	126	Thomas HUTCHINSON		Suzuki	Team Screwloose Racing	7	9:50.761	1 Lap		77.806	1:22.340	79.747	5
11	PTWN	103	Paul RUSSELL		Suzuki		7	9:58.689	1 Lap		76.776	1:23.336	78.794	2

Not classified														
DNS	PTWN	8	Darryl ANDERSON		Suzuki	DK Racing		0.000	DNS	7 Laps	-	-	-	0
DNS	PTWN	51	Kevin COLLINS		Suzuki			0.000	DNS		-	-	-	0

STWN														
1	STWN	23	Cahal GRAHAM		Kawasaki	Graham Automotive	8	10:02.416			87.201	1:13.583	89.238	2
2	STWN	45	Daryl DUFFY		Kawasaki	Eurotech	8	10:13.610	11.194	11.194	85.610	1:15.334	87.164	4
3	STWN	36	James COTTRELL		Suzuki	Dunsany	8	10:46.805	44.389	33.195	81.216	1:19.031	83.086	6
4	STWN	109	Michael GIBBONS		Suzuki		8	10:47.112	44.696	0.307	81.178	1:19.385	82.716	6
5	STWN	94	Ray SHEERAN		Kawasaki		8	10:52.402	49.986	5.290	80.520	1:19.629	82.462	8
6	STWN	78	Dominic COTTRELL		Suzuki	Dunsany	8	10:58.357	55.941	5.955	79.791	1:20.822	81.245	8
7	STWN	67	Nigel COLGAN		Suzuki	Dunsany	7	9:50.873	1 Lap	1 Lap	77.791	1:22.248	79.837	6
8	STWN	159	Dean DOYLE		Suzuki	TD Racing	7	9:52.382	1 Lap		77.593	1:21.866	80.209	6

Not classified														
DNF	STWN	33	Mark HANNA		Kawasaki	Roy Hanna Motors	6	7:21.932	DNF		89.150	1:12.190	90.960	3
DNF	STWN	14	Conor O'NEILL		Kawasaki		6	7:48.029	DNF		84.179	1:13.150	89.766	3
DNF	STWN	4	Sean O'NEILL		Suzuki		6	8:28.532	DNF		77.475	1:16.371	85.980	2
DNF	STWN	15	Simon REID		Kawasaki		5	6:13.904	DNF		87.809	1:12.964	89.995	4

Announcements

New Track Record (1:12.117) for PTWN by Eunan McGLINCHEY.

PTWN 90% = 79.624, STWN 90% = 78.481

Weather: Bright / Track: Dry

Red flag after chequered flag - result declared on 8/7 laps

Margin of Victory	Avg. Speed	Best Lap Tm	Best Speed	Best Lap by
8.651	88.471	1:12.117	91.052	221 - Eunan McGLINCHEY

Promoted by Bishopscourt Racing Circuit

Orbits



Ride on Delta Seven

MASTERS R16-17-Bishopscourt Nat

SUPERTWIN & PRODUCTION TWIN

Bishopscourt National 1.824 miles

R8: Race Two

20/08/2017 15:20

Race (8 Laps) started at 14:56:25

Driver	8	1:17.078	+0.126	7	1:19.968	+0.339	7	1:22.096							
(221) Eunan McGLINCHEY	1	1:18.728	+6.611	(161) Jason CASH	1	1:23.239	+6.519	(116) Alan RIGNEY	1	1:28.353	+8.942	(126) Thomas HUTCHINSON	1	1:32.603	+10.263
2	1:12.624	+0.507	2	1:17.156	+0.436	2	1:21.108	+1.697	2	1:24.131	+1.791	2	1:24.389	+2.141	
3	1:12.159	+0.042	3	1:17.888	+1.168	3	1:21.228	+1.817	3	1:23.896	+1.648	3	1:23.896	+1.648	
4	1:12.117		4	1:17.361	+0.641	4	1:21.020	+1.609	4	1:22.885	+0.637	4	1:22.885	+0.637	
5	1:13.403	+1.286	5	1:17.290	+0.570	5	1:20.805	+1.394	5	1:22.953	+0.705	5	1:22.953	+0.705	
6	1:12.923	+0.806	6	1:18.260	+1.540	6	1:19.411		6	1:22.340		6	1:22.340		
7	1:15.506	+3.389	7	1:17.489	+0.769	7	1:20.043	+0.632	7	1:22.373	+0.033	7	1:22.373	+0.033	
8	1:16.305	+4.188	8	1:16.720		8	1:21.101	+1.690	8	1:23.085	+0.745	8	1:23.085	+0.745	
(23) Cahal GRAHAM	1	1:19.559	+5.976	(164) Shane O'DONOVAN	1	1:28.058	+9.682	(64) Kevin LAVERY	1	1:30.481	+10.488	(67) Nigel COLGAN	1	1:32.041	+9.793
2	1:13.583		2	1:20.860	+2.484	2	1:22.469	+2.476	2	1:24.389	+2.141	2	1:24.389	+2.141	
3	1:14.801	+1.218	3	1:20.830	+2.454	3	1:20.968	+0.975	3	1:23.896	+1.648	3	1:23.896	+1.648	
4	1:13.745	+0.162	4	1:18.948	+0.572	4	1:19.993		4	1:22.885	+0.637	4	1:22.885	+0.637	
5	1:13.651	+0.068	5	1:19.248	+0.872	5	1:20.380	+0.387	5	1:22.953	+0.705	5	1:22.953	+0.705	
6	1:14.752	+1.169	6	1:18.376		6	1:20.380	+0.387	6	1:22.248		6	1:22.248		
7	1:15.569	+1.986	7	1:19.958	+1.582	7	1:21.254	+1.261	7	1:22.461	+0.213	7	1:22.461	+0.213	
8	1:16.756	+3.173	8	1:19.064	+0.688	8	1:20.422	+0.429	8	1:22.461	+0.213	8	1:22.461	+0.213	
(45) Daryl DUFFY	1	1:22.206	+6.872	(36) James COTTRELL	1	1:26.111	+7.080	(78) Dominic COTTRELL	1	1:28.945	+8.123	(159) Dean DOYLE	1	1:33.111	+11.245
2	1:15.829	+0.495	2	1:20.066	+1.035	2	1:20.844	+0.022	2	1:23.996	+2.130	2	1:23.996	+2.130	
3	1:15.753	+0.419	3	1:20.333	+1.302	3	1:21.380	+0.558	3	1:23.581	+1.715	3	1:23.581	+1.715	
4	1:15.334		4	1:19.825	+0.794	4	1:21.171	+0.349	4	1:22.835	+0.969	4	1:22.835	+0.969	
5	1:15.835	+0.501	5	1:20.460	+1.429	5	1:21.147	+0.325	5	1:24.619	+2.753	5	1:24.619	+2.753	
6	1:16.390	+1.056	6	1:19.031		6	1:21.147	+0.325	6	1:21.866		6	1:21.866		
7	1:16.192	+0.858	7	1:20.807	+1.776	7	1:22.129	+1.307	7	1:22.374	+0.508	7	1:22.374	+0.508	
8	1:16.071	+0.737	8	1:20.172	+1.141	8	1:21.919	+1.097	8	1:22.374	+0.508	8	1:22.374	+0.508	
(89) Jonny SINGLETON	1	1:23.791	+7.236	(109) Michael GIBBONS	1	1:26.477	+7.092	(93) John WARD	1	1:30.845	+10.140	(103) Paul RUSSELL	1	1:29.855	+6.519
2	1:16.745	+0.190	2	1:19.898	+0.513	2	1:22.832	+2.127	2	1:23.336		2	1:23.336		
3	1:17.394	+0.839	3	1:20.651	+1.266	3	1:20.705		3	1:25.090	+1.754	3	1:25.090	+1.754	
4	1:17.439	+0.884	4	1:19.474	+0.089	4	1:21.075	+0.370	4	1:24.470	+1.134	4	1:24.470	+1.134	
5	1:17.994	+1.439	5	1:19.655	+0.270	5	1:21.641	+0.936	5	1:25.213	+1.877	5	1:25.213	+1.877	
6	1:17.348	+0.793	6	1:19.385		6	1:21.641	+0.936	6	1:24.807	+1.471	6	1:24.807	+1.471	
7	1:17.485	+0.930	7	1:21.448	+2.063	7	1:22.985	+2.280	7	1:25.918	+2.582	7	1:25.918	+2.582	
8	1:16.555		8	1:20.124	+0.739	8	1:22.929	+2.224	8	1:25.918	+2.582	8	1:25.918	+2.582	
(92) Shane SWEENEY	1	1:24.481	+7.529	(94) Ray SHEERAN	1	1:27.526	+7.897	(228) Gary MARTIN	1	1:31.239	+9.143	(33) Mark HANNA	1	1:18.328	+6.138
2	1:17.020	+0.068	2	1:21.290	+1.661	2	1:22.354	+0.258	2	1:12.589	+0.399	2	1:12.589	+0.399	
3	1:17.110	+0.158	3	1:21.286	+1.657	3	1:22.943	+0.847	3	1:13.001	+0.811	3	1:13.001	+0.811	
4	1:16.952		4	1:21.010	+1.381	4	1:22.420	+0.324	4	1:13.200	+1.010	4	1:13.200	+1.010	
5	1:17.662	+0.710	5	1:20.844	+1.215	5	1:22.674	+0.578	5	1:12.190		5	1:12.190		
6	1:17.186	+0.234	6	1:20.849	+1.220	6	1:22.579	+0.483	6	1:12.589	+0.399	6	1:12.589	+0.399	
7	1:17.595	+0.643							7	1:13.001	+0.811	7	1:13.001	+0.811	
									8	1:13.200	+1.010	8	1:13.200	+1.010	
												(14) Conor O'NEILL	1	1:20.082	+6.932
												2	1:13.588	+0.438	

Promoted by Bishopscourt Racing Circuit

Orbits



MASTERS R16-17-Bishopscourt Nat**SUPERTWIN & PRODUCTION TWIN****Bishopscourt National 1.824 miles****R8: Race Two****20/08/2017 15:20****Race (8 Laps) started at 14:56:25**

3	1:13.150	
4	1:13.299	+0.149
5	1:13.565	+0.415
6	1:34.345	+21.195

(4) Sean O'NEILL

1	1:22.774	+6.403
2	1:16.371	
3	1:16.748	+0.377
4	1:18.183	+1.812
5	1:18.719	+2.348
6	1:55.737	+39.366

(15) Simon REID

1	1:20.179	+7.215
2	1:13.588	+0.624
3	1:13.473	+0.509
4	1:12.964	
5	1:13.700	+0.736