



at **Bishops court**
Sunday 20th August 2017

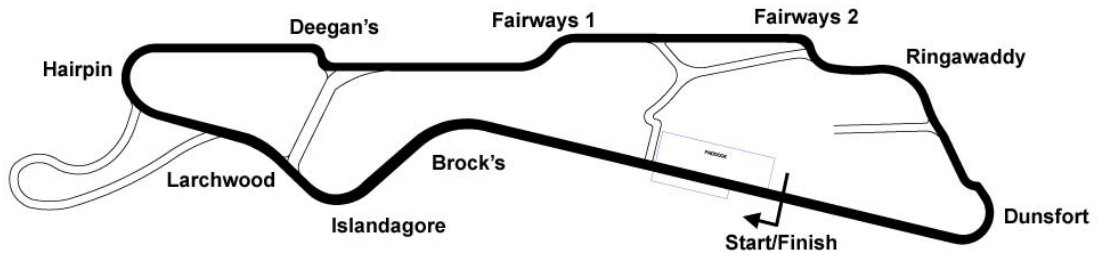
promoted by
Bishops court Racing Circuit
www.bishops court.org



YOUNG RIDER OF THE YEAR AWARD SUPPORTED BY



Bishopscourt National Circuit 1.824 miles



LAP RECORDS

Class	Rider	Machine	m	s	mph	Date
125cc GP	Nigel Percy	Honda	1	13.913	88.840	21-10-07
Moto 3	Richard Kerr	KTM 250	1	13.640	89.169	22-10-16
Lightweight Supersport	Kirk Dickey	Kawasaki 400	1	15.427	87.056	18-04-15
Production Twin	Eunan McGlinchey	Suzuki 650	1	12.712	90.307	08-07-17
SuperTwin	Glenn Irwin	Kawasaki 650	1	11.293	92.104	25-10-14
Pre-Injection	Steven Titterington	Yamaha 600	1	11.917	91.305	19-09-15
Supersport	Glenn Irwin	Kawasaki	1	07.474	97.317	25-10-14
Supersport Cup (Masters)	Aaron Clifford	Kawasaki	1	09.890	93.953	21-08-16
Superbike	Christian Iddon	BMW	1	05.223	100.676	22-10-16
Superbike Cup (Masters)	Charles Stuart	Suzuki	1	10.066	93.717	21-08-16

MASTERS R16-17-Bishopscourt Nat
Sorted on best lap time
PRE-INJECTION
Bishopscourt National 1.824 miles
Qualifying
20/08/2017 10:55
Practice started at 10:46:23

Pos	Class	No.	Name	T	Machine	Sponsor	Best Tm	Diff	Gap	Best Speed	In Lap	Laps	2nd Best
1	PINJ	45	Darryl SHARKEY		Yamaha 600		1:14.596			88.026	12	12	1:15.354
2	PINJ	88	Jonathan GREGORY		Yamaha 600		1:16.523	1.927	1.927	85.809	8	11	1:17.012
3	PINJ	120	Michael PRENDERGAST		Yamaha 600		1:17.022	2.426	0.499	85.254	10	12	1:17.848
4	PINJ	16	Joe GRANT		Yamaha 600		1:17.114	2.518	0.092	85.152	6	12	1:17.286
5	PINJ	39	Dermot CLEARY		Yamaha 600		1:17.742	3.146	0.628	84.464	7	12	1:17.813
6	PINJ	70	Derek O'DONNELL		Yamaha 600		1:18.041	3.445	0.299	84.140	6	12	1:18.107
7	PINJ	105	Phillip JAMES		Yamaha 600		1:18.303	3.707	0.262	83.859	6	11	1:18.859
8	PINJ	72	Ivan OXLEY		Yamaha 600		1:19.290	4.694	0.987	82.815	11	11	1:19.960
9	PINJ	85	Colin MURPHY		Yamaha 600		1:20.020	5.424	0.730	82.059	10	11	1:20.082
10	PINJ	50	Bill ELLIOTT		Yamaha 600	KHR	1:20.077	5.481	0.057	82.001	11	11	1:20.982
11	PINJ	55	Kieran BUCKLEY		Yamaha 600		1:20.569	5.973	0.492	81.500	4	8	1:20.722
12	PINJ	73	Enda DELANEY		Yamaha 600		1:20.858	6.262	0.289	81.209	11	11	1:21.108
13	PINJ	119	Aiden HEAVIN		Honda 600		1:21.842	7.246	0.984	80.233	7	10	1:22.076
14	PINJ	8	Jack WILSON		Suzuki 600		1:22.602	8.006	0.760	79.494	9	11	1:22.678
15	PINJ	99	Jason McGARVEY		Honda 600		1:22.846	8.250	0.244	79.260	5	11	1:22.961
16	PINJ	15	Kenneth GORMAN		Honda 600		1:24.152	9.556	1.306	78.030	11	11	1:25.245
17	PINJ	25	Jack KINNEAR		Honda 600		1:27.332	12.736	3.180	75.189	10	10	1:27.760

Announcements

No 25 - TRANSPONDER NOT DETECTED

Weather: Bright / Track: Dry



MASTERS R16-17-Bishopscourt Nat

PRE-INJECTION

Bishopscourt National 1.824 miles

Qualifying

20/08/2017 10:55

Practice started at 10:46:23

Driver	Pos	Time	Diff	Pos	Time	Diff	Pos	Time	Diff
(45) Darryl SHARKEY									
1	7	1:18.567	+1.453	1			1		
2	8	1:18.556	+1.442	2	1:24.868	+5.578	2	1:24.858	+4.000
3	9	1:17.672	+0.558	3	1:21.826	+2.536	3	1:23.219	+2.361
4	10	1:17.286	+0.172	4	1:22.280	+2.990	4	1:23.785	+2.927
5	11	1:18.528	+1.414	5	1:22.226	+2.936	5	1:21.618	+0.760
6	12	1:18.854	+1.740	6	1:23.032	+3.742	6	1:21.487	+0.629
7				7	1:20.595	+1.305	7	1:21.383	+0.525
8				8	1:21.379	+2.089	8	1:21.913	+1.055
9				9	1:21.223	+1.933	9	1:21.264	+0.406
10				10	1:19.960	+0.670	10	1:21.108	+0.250
11				11	1:19.290		11	1:20.858	
12									
(39) Dermot CLEARY									
1	1			1			1		
2	2	1:20.096	+2.354	2	1:25.794	+5.774	2	1:26.411	+4.569
3	3	1:19.287	+1.545	3	1:24.291	+4.271	3	1:23.090	+1.248
4	4	1:18.178	+0.436	4	1:23.579	+3.559	4	1:22.811	+0.969
5	5	1:18.387	+0.645	5	1:22.077	+2.057	5	1:22.090	+0.248
6	6	1:17.813	+0.071	6	1:22.375	+2.355	6	1:22.239	+0.397
7	7	1:17.742		7	1:23.638	+3.618	7	1:21.842	
8	8	1:18.572	+0.830	8	1:22.022	+2.002	8	2:18.723	+56.881
9	9	1:18.954	+1.212	9	1:21.277	+1.257	9	1:26.059	+4.217
10	10	1:18.936	+1.194	10	1:20.020		10	1:22.076	+0.234
11	11	1:19.775	+2.033	11	1:20.082	+0.062			
12	12	1:18.280	+0.538						
(85) Colin MURPHY									
(119) Aiden HEAVIN									
(88) Jonathan GREGORY									
1	1			1			1		
2	2	1:19.106	+2.583	2	1:25.794	+5.774	2	1:26.411	+4.569
3	3	1:19.070	+2.547	3	1:24.291	+4.271	3	1:23.090	+1.248
4	4	1:18.587	+2.064	4	1:23.579	+3.559	4	1:22.811	+0.969
5	5	1:18.916	+2.393	5	1:22.077	+2.057	5	1:22.090	+0.248
6	6	1:20.113	+3.590	6	1:22.375	+2.355	6	1:22.239	+0.397
7	7	1:17.012	+0.489	7	1:23.638	+3.618	7	1:21.842	
8	8	1:16.523		8	1:22.022	+2.002	8	2:18.723	+56.881
9	9	1:18.152	+1.629	9	1:21.277	+1.257	9	1:26.059	+4.217
10	10	1:17.490	+0.967	10	1:20.020		10	1:22.076	+0.234
11	11	1:18.135	+1.612	11	1:20.082	+0.062			
(70) Derek O'DONNELL									
(8) Jack WILSON									
1	1			1			1		
2	2	1:21.491	+3.450	2	1:23.951	+3.874	2	1:27.129	+4.527
3	3	1:18.525	+0.484	3	1:23.274	+3.197	3	1:24.473	+1.871
4	4	1:18.209	+0.168	4	1:22.785	+2.708	4	1:23.673	+1.071
5	5	1:18.107	+0.066	5	1:22.785	+2.708	5	1:23.069	+0.467
6	6	1:18.041		6	1:22.205	+2.128	6	1:22.678	+0.076
7	7	1:18.300	+0.259	7	1:22.084	+2.007	7	1:24.639	+2.037
8	8	1:19.698	+1.657	8	1:21.848	+1.771	8	1:24.328	+1.726
9	9	1:19.906	+1.865	9	1:21.544	+1.467	9	1:22.802	
10	10	1:18.721	+0.680	10	1:21.595	+1.518	10	1:23.646	+1.044
11	11	1:18.883	+0.842	11	1:20.982	+0.905	11	1:32.312	+9.710
12	12	1:18.580	+0.539						
(50) Bill ELLIOTT									
(105) Philip JAMES									
1	1			1			1		
2	2	1:22.981	+4.678	2	1:20.077		2	1:27.207	+4.361
3	3	1:19.453	+1.150	3	1:20.722	+0.153	3	1:23.980	+1.134
4	4	1:18.891	+0.588	4	1:20.569		4	1:23.244	+0.398
5	5	1:18.907	+0.604	5	1:20.569		5	1:22.846	
6	6	1:18.303		6	1:27.051	+6.482	6	1:23.078	+0.232
7	7	1:19.423	+1.120	7	1:27.051	+6.482	7	1:23.539	+0.693
8	8	1:18.859	+0.556	8	1:23.151	+2.582	8	1:24.319	+1.473
9	9	1:23.132	+4.829	9	1:23.138	+2.569	9	1:23.730	+0.884
10	10	1:21.989	+3.686	10	1:42.390	+21.821	10	1:22.961	+0.115
11	11	1:20.952	+2.649				11	1:23.173	+0.327
(55) Kieran BUCKLEY									
(72) Ivan OXLEY									
1	1			1			1		
2	2	1:24.485	+7.371	2	1:21.934	+1.365	2	1:27.207	+4.361
3	3	1:20.588	+3.474	3	1:20.722	+0.153	3	1:23.980	+1.134
4	4	1:19.002	+1.888	4	1:20.569		4	1:23.244	+0.398
5	5	1:18.850	+1.736	5	1:27.051	+6.482	5	1:22.846	
6	6	1:17.114		6	1:27.051	+6.482	6	1:23.078	+0.232
(16) Joe GRANT									
(73) Enda DELANEY									
1	1			1			1		
2	2	1:24.485	+7.371	2	1:21.934	+1.365	2	1:27.207	+4.361
3	3	1:20.588	+3.474	3	1:20.722	+0.153	3	1:23.980	+1.134
4	4	1:19.002	+1.888	4	1:20.569		4	1:23.244	+0.398
5	5	1:18.850	+1.736	5	1:27.051	+6.482	5	1:22.846	
6	6	1:17.114		6	1:27.051	+6.482	6	1:23.078	+0.232

Promoted by Bishopscourt Racing Circuit

Orbits



Ride on Delta Seven

MASTERS R16-17-Bishopscourt Nat

PRE-INJECTION

Bishopscourt National 1.824 miles

Qualifying

20/08/2017 10:55

Practice started at 10:46:23

(15) Kenneth GORMAN

1		
2	1:30.333	+6.181
3	1:28.486	+4.334
4	1:27.713	+3.561
5	1:28.218	+4.066
6	1:27.378	+3.226
7	1:26.268	+2.116
8	1:26.058	+1.906
9	1:25.245	+1.093
10	1:25.401	+1.249
11	1:24.152	

(25) Jack KINNEAR

1		
2	1:32.547	+5.215
3	1:30.969	+3.637
4	1:30.098	+2.766
5	1:29.859	+2.527
6	1:29.212	+1.880
7	1:29.174	+1.842
8	1:27.760	+0.428
9	1:28.176	+0.844
10	1:27.332	

MASTERS R16-17-Bishopscourt Nat

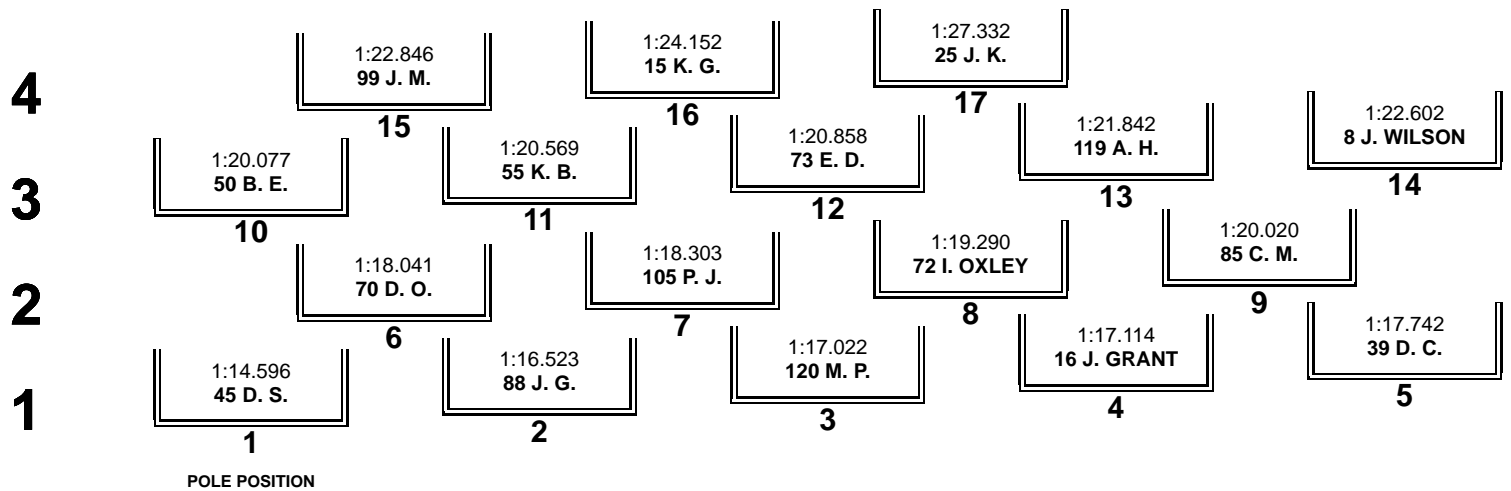
PRE-INJECTION

Bishopscourt National 1.824 miles

R2: Principal Insurance Race One

20/08/2017 12:10

Race (8 Laps)



MASTERS R16-17-Bishopscourt Nat

Sorted on Laps

PRE-INJECTION

Bishopscourt National 1.824 miles

R2: Principal Insurance Race One Restart

20/08/2017 12:10

Race (7 Laps) started at 11:59:24

Pos	Class	No.	Name	T	Machine	Sponsor	Laps	Total Tm	Diff	Gap	Avg. Speed	Best Tm	Best Speed	In Lap
1	PINJ	16	Joe GRANT		Yamaha 600		7	8:46.283			87.339	1:14.043	88.684	4
2	PINJ	45	Darryl SHARKEY		Yamaha 600		7	8:46.736	0.453	0.453	87.263	1:13.970	88.771	3
3	PINJ	88	Jonathan GREGORY		Yamaha 600		7	9:12.008	25.725	25.272	83.268	1:15.644	86.807	4
4	PINJ	105	Philip JAMES		Yamaha 600		7	9:15.271	28.988	3.263	82.779	1:18.229	83.938	6
5	PINJ	73	Enda DELANEY		Yamaha 600		7	9:15.284	29.001	0.013	82.777	1:16.816	85.482	7
6	PINJ	85	Colin MURPHY		Yamaha 600		7	9:18.290	32.007	3.006	82.331	1:18.649	83.490	5
7	PINJ	70	Derek O'DONNELL		Yamaha 600		7	9:18.579	32.296	0.289	82.289	1:17.552	84.671	6
8	PINJ	72	Ivan OXLEY		Yamaha 600		7	9:19.513	33.230	0.934	82.151	1:17.787	84.415	7
9	PINJ	119	Aiden HEAVIN		Honda 600		7	9:27.072	40.789	7.559	81.056	1:19.414	82.686	5
10	PINJ	50	Bill ELLIOTT		Yamaha 600	KHR	7	9:29.397	43.114	2.325	80.725	1:19.321	82.783	2
11	PINJ	8	Jack WILSON		Suzuki 600		7	9:45.411	59.128	16.014	78.517	1:21.989	80.089	4
12	PINJ	15	Kenneth GORMAN		Honda 600		7	9:45.815	59.532	0.404	78.463	1:22.005	80.073	6
13	PINJ	25	Jack KINNEAR		Honda 600		6	9:07.061	1 Lap	1 Lap	72.018	1:28.460	74.230	2
Not classified														
DNF	PINJ	99	Jason McGARVEY		Honda 600		7	10:21.439	DNF		73.965	1:21.384	80.684	2
DNF	PINJ	55	Kieran BUCKLEY		Yamaha 600		4	5:50.270	DNF		74.987	1:19.025	83.093	2
DNF	PINJ	39	Dermot CLEARY		Yamaha 600		3	3:50.861	DNF		85.329	1:14.973	87.584	2
DNS	PINJ	120	Michael PRENDERGAST		Yamaha 600			0.000	DNS		-	-	-	0

Announcements

PINJ 90% = 78.605

Weather: Bright / Track: Dry

Margin of Victory	Avg. Speed	Best Lap Tm	Best Speed	Best Lap by
0.453	87.339	1:13.970	88.771	45 - Darryl SHARKEY

Promoted by Bishopscourt Racing Circuit

Orbits



MASTERS R16-17-Bishopscourt Nat

PRE-INJECTION

Bishopscourt National 1.824 miles

R2: Principal Insurance Race One Restart

20/08/2017 12:10

Race (7 Laps) started at 11:59:24

(16) Joe GRANT			3	1:19.277	+0.628	7	1:23.692	+1.703
1	1:19.589	+5.546	4	1:18.920	+0.271	(15) Kenneth GORMAN		
2	1:14.897	+0.854	5	1:18.649		1	1:28.744	+6.739
3	1:14.366	+0.323	6	1:18.986	+0.337	2	1:22.872	+0.867
4	1:14.043		7	1:18.871	+0.222	3	1:23.212	+1.207
5	1:14.460	+0.417	(70) Derek O'DONNELL			4	1:22.902	+0.897
6	1:14.612	+0.569	1	1:27.892	+10.340	5	1:22.277	+0.272
7	1:14.316	+0.273	2	1:17.781	+0.229	6	1:22.005	
(45) Darryl SHARKEY			3	1:20.455	+2.903	7	1:23.803	+1.798
1	1:19.708	+5.738	4	1:19.461	+1.909	(25) Jack KINNEAR		
2	1:14.952	+0.982	5	1:17.629	+0.077	1	1:32.293	+3.833
3	1:13.970		6	1:17.552		2	1:28.460	
4	1:14.045	+0.075	7	1:17.809	+0.257	3	1:35.923	+7.463
5	1:14.014	+0.044	(72) Ivan OXLEY			4	1:31.063	+2.603
6	1:15.515	+1.545	1	1:23.189	+5.402	5	1:29.665	+1.205
7	1:14.532	+0.562	2	1:20.095	+2.308	6	1:29.657	+1.197
(88) Jonathan GREGORY			3	1:20.188	+2.401	(99) Jason McGARVEY		
1	1:29.973	+14.329	4	1:19.268	+1.481	1	1:29.589	+8.205
2	1:16.472	+0.828	5	1:19.869	+2.082	2	1:21.384	
3	1:17.135	+1.491	6	1:19.117	+1.330	3	1:21.434	+0.050
4	1:15.644		7	1:17.787		4	1:23.564	+2.180
5	1:17.608	+1.964	(119) Aiden HEAVIN			5	1:23.381	+1.997
6	1:17.278	+1.634	1	1:25.882	+6.468	6	1:38.119	+16.735
7	1:17.898	+2.254	2	1:19.502	+0.088	7	1:43.968	+22.584
(105) Philip JAMES			3	1:20.487	+1.073	(55) Kieran BUCKLEY		
1	1:23.518	+5.289	4	1:19.456	+0.042	1	1:24.915	+5.890
2	1:18.408	+0.179	5	1:19.414		2	1:19.025	
3	1:18.800	+0.571	6	1:20.746	+1.332	3	1:21.791	+2.766
4	1:18.422	+0.193	7	1:21.585	+2.171	4	1:44.539	+25.514
5	1:18.453	+0.224	(50) Bill ELLIOTT			(39) Dermot CLEARY		
6	1:18.229		1	1:27.737	+8.416	1	1:20.669	+5.696
7	1:19.441	+1.212	2	1:19.321		2	1:14.973	
(73) Enda DELANEY			3	1:19.825	+0.504	3	1:15.219	+0.246
1	1:26.004	+9.188	4	1:21.035	+1.714	(8) Jack WILSON		
2	1:18.257	+1.441	5	1:20.731	+1.410	1	1:27.726	+5.737
3	1:20.149	+3.333	6	1:20.087	+0.766	2	1:22.800	+0.811
4	1:18.448	+1.632	7	1:20.661	+1.340	3	1:22.814	+0.825
5	1:17.639	+0.823	(85) Colin MURPHY			4	1:21.989	
6	1:17.971	+1.155	1	1:23.971	+5.322	5	1:23.773	+1.784
7	1:16.816		2	1:19.616	+0.967	6	1:22.617	+0.628

Promoted by Bishopscourt Racing Circuit

Orbits

MCUI (Ulster Centre) Timing @ www.elaps-timing.com

Printed: 20/08/2017 12:11:37



Ride on Delta Seven

MASTERS R16-17-Bishopscourt Nat

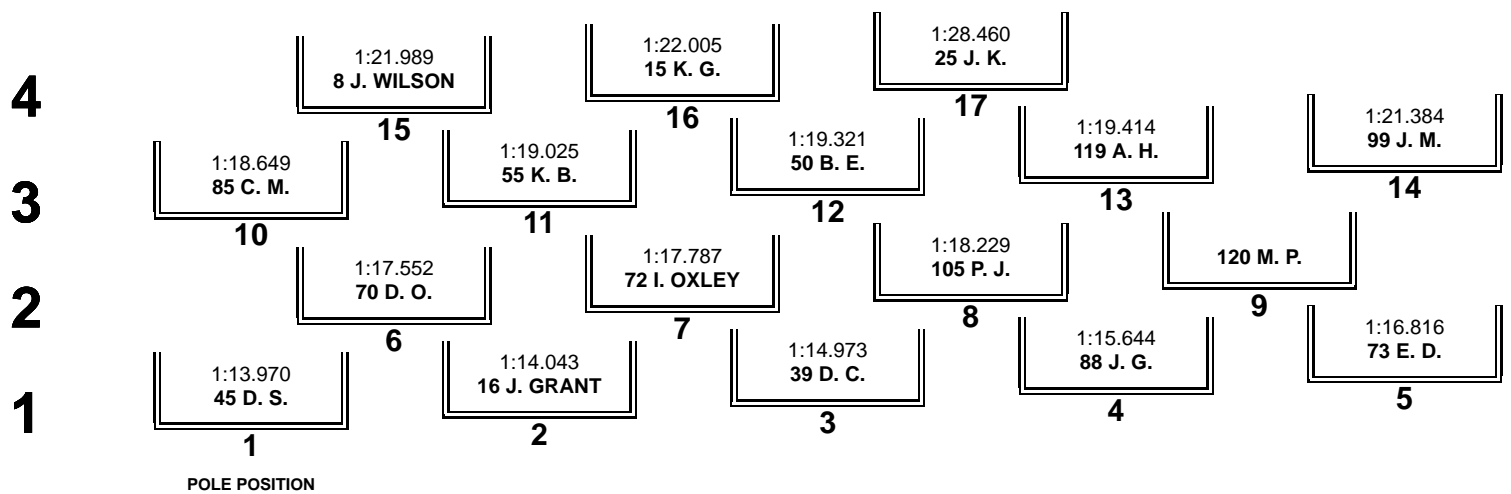
PRE-INJECTION

Bishopscourt National 1.824 miles

R10: Principal Insurance Race Two

20/08/2017 16:05

Race (8 Laps)



POLE POSITION

MASTERS R16-17-Bishopscourt Nat
Sorted on Laps
PRE-INJECTION
Bishopscourt National 1.824 miles
R10: Principal Insurance Race Two
20/08/2017 16:05
Race (8 Laps) started at 15:35:34

Pos	Class	No.	Name	T	Machine	Sponsor	Laps	Total Tm	Diff	Gap	Avg. Speed	Best Tm	Best Speed	In Lap
1	PINJ	45	Darryl SHARKEY		Yamaha 600		8	10:06.568			86.604	1:14.622	87.995	5
2	PINJ	16	Joe GRANT		Yamaha 600		8	10:20.519	13.951	13.951	84.657	1:15.476	87.000	3
3	PINJ	88	Jonathan GREGORY		Yamaha 600		8	10:25.751	19.183	5.232	83.949	1:16.525	85.807	3
4	PINJ	105	Philip JAMES		Yamaha 600		8	10:29.917	23.349	4.166	83.394	1:17.060	85.212	7
5	PINJ	70	Derek O'DONNELL		Yamaha 600		8	10:38.862	32.294	8.945	82.226	1:17.783	84.419	5
6	PINJ	73	Enda DELANEY		Yamaha 600		8	10:45.019	38.451	6.157	81.441	1:18.794	83.336	7
7	PINJ	85	Colin MURPHY		Yamaha 600		8	10:47.809	41.241	2.790	81.091	1:19.447	82.651	5
8	PINJ	72	Ivan OXLEY		Yamaha 600		8	10:47.961	41.393	0.152	81.072	1:19.264	82.842	7
9	PINJ	119	Aiden HEAVIN		Honda 600		8	11:05.642	59.074	17.681	78.918	1:21.394	80.674	3
10	PINJ	50	Bill ELLIOTT		Yamaha 600	KHR	8	11:13.216	1:06.648	7.574	78.030	1:21.505	80.564	5
11	PINJ	99	Jason McGARVEY		Honda 600		8	11:13.377	1:06.809	0.161	78.012	1:22.056	80.023	6
12	PINJ	15	Kenneth GORMAN		Honda 600		8	11:24.745	1:18.177	11.368	76.716	1:23.949	78.219	4
13	PINJ	25	Jack KINNEAR		Honda 600		7	10:32.991	1 Lap	1 Lap	72.615	1:28.378	74.299	4
Not classified														
DNF	PINJ	55	Kieran BUCKLEY		Yamaha 600		1	1:49.415	DNF		60.014	1:49.415	60.014	1
DNF	PINJ	8	Jack WILSON		Suzuki 600		1	3:45.987	DNF		29.057	3:45.987	29.057	1
DNS	PINJ	39	Dermot CLEARY		Yamaha 600			0.000	DNS		-	-	-	0
DNS	PINJ	120	Michael PRENDERGAST		Yamaha 600			0.000	DNS		-	-	-	0

Announcements

PINJ 90% = 77.944

Weather: Bright / Track: Dry

Margin of Victory	Avg. Speed	Best Lap Tm	Best Speed	Best Lap by
13.951	86.604	1:14.622	87.995	45 - Darryl SHARKEY

Promoted by Bishopscourt Racing Circuit

Orbits



MASTERS R16-17-Bishopscourt Nat

PRE-INJECTION

Bishopscourt National 1.824 miles

R10: Principal Insurance Race Two

20/08/2017 16:05

Race (8 Laps) started at 15:35:34

(45) Darryl SHARKEY	8	1:18.167	+0.384	7	1:23.238	+1.733				
1	1:20.251	+5.629	8	1:23.321	+1.816					
2	1:15.400	+0.778	(73) Enda DELANEY	1	1:27.714	+8.920				
3	1:15.555	+0.933	2	1:20.195	+1.401	(99) Jason McGARVEY				
4	1:15.321	+0.699	3	1:20.738	+1.944	1	1:31.630	+9.574		
5	1:14.622		4	1:20.083	+1.289	2	1:23.116	+1.060		
6	1:14.849	+0.227	5	1:19.671	+0.877	3	1:22.997	+0.941		
7	1:15.004	+0.382	6	1:18.895	+0.101	4	1:24.411	+2.355		
8	1:15.566	+0.944	7	1:18.794		5	1:23.154	+1.098		
(16) Joe GRANT	8	1:18.929	+0.135	8	1:22.774	+0.718	6	1:22.056		
1	1:24.209	+8.733	(85) Colin MURPHY	7	1:22.774	+0.718	8	1:23.239	+1.183	
2	1:16.316	+0.840	1	1:26.520	+7.073	(15) Kenneth GORMAN	1	1:32.735	+8.786	
3	1:15.476		2	1:20.433	+0.986	2	1:24.015	+0.066		
4	1:15.539	+0.063	3	1:20.367	+0.920	3	1:24.629	+0.680		
5	1:16.006	+0.530	4	1:21.161	+1.714	4	1:23.949			
6	1:16.804	+1.328	5	1:19.447		5	1:24.861	+0.912		
7	1:17.884	+2.408	6	1:20.102	+0.655	6	1:25.168	+1.219		
8	1:18.285	+2.809	7	1:20.023	+0.576	7	1:25.217	+1.268		
(88) Jonathan GREGORY	8	1:19.756	+0.309	8	1:19.756	+0.309	8	1:24.171	+0.222	
1	1:26.539	+10.014	(72) Ivan OXLEY	1	1:27.310	+8.046	(25) Jack KINNEAR	1	1:35.617	+7.239
2	1:16.558	+0.033	2	1:19.844	+0.580	2	1:30.271	+1.893		
3	1:16.525		3	1:20.665	+1.401	3	1:29.064	+0.686		
4	1:17.692	+1.167	4	1:21.338	+2.074	4	1:28.378			
5	1:17.229	+0.704	5	1:20.406	+1.142	5	1:32.167	+3.789		
6	1:17.519	+0.994	6	1:19.507	+0.243	6	1:28.582	+0.204		
7	1:17.160	+0.635	7	1:19.264		7	1:28.912	+0.534		
8	1:16.529	+0.004	8	1:19.627	+0.363	(55) Kieran BUCKLEY	1	1:49.415		
(105) Philip JAMES	(8) Jack WILSON	1	3:45.987		(119) Aiden HEAVIN	1	1:28.962	+7.568		
1	1:24.119	+7.059	2	1:21.470	+0.076	2	1:21.470	+0.076		
2	1:18.109	+1.049	3	1:21.394		3	1:21.394			
3	1:17.118	+0.058	4	1:22.082	+0.688	4	1:22.082	+0.688		
4	1:18.163	+1.103	5	1:22.398	+1.004	5	1:22.398	+1.004		
5	1:17.606	+0.546	6	1:23.747	+2.353	6	1:23.747	+2.353		
6	1:17.362	+0.302	7	1:22.673	+1.279	7	1:22.673	+1.279		
7	1:17.060		8	1:22.916	+1.522	8	1:22.916	+1.522		
8	1:20.380	+3.320	(50) Bill ELLIOTT	1	1:31.958	+10.453	1	1:31.958	+10.453	
(70) Derek O'DONNELL	2	1:19.447	+1.664	2	1:23.324	+1.819	2	1:23.324	+1.819	
1	1:27.933	+10.150	3	1:22.691	+1.186	3	1:22.691	+1.186		
2	1:19.447	+1.664	4	1:24.275	+2.770	4	1:24.275	+2.770		
3	1:20.471	+2.688	5	1:21.505		5	1:21.505			
4	1:18.941	+1.158	6	1:22.904	+1.399	6	1:22.904	+1.399		
5	1:17.783									
6	1:17.825	+0.042								
7	1:18.295	+0.512								

Promoted by Bishopscourt Racing Circuit

Orbits

MCUI (Ulster Centre) Timing @ www.elaps-timing.com



Ride on Delta Seven

Printed: 20/08/2017 15:48:51