



at **Bishops court**
Sunday 20th August 2017

promoted by
Bishops court Racing Circuit
www.bishops court.org

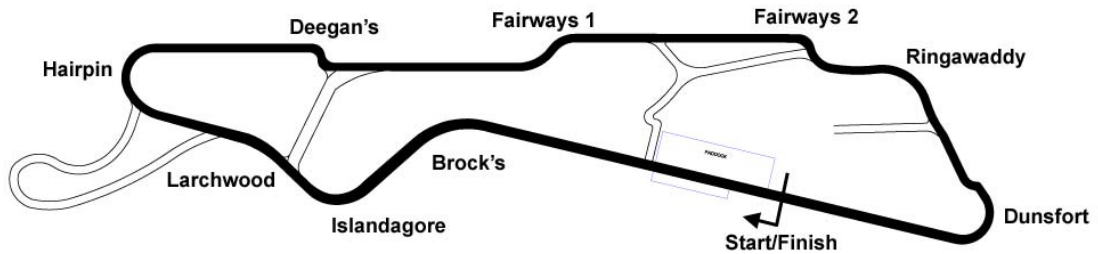
LIGHTWEIGHT SUPERSPORT
&
MOTO 3 (125cc GP)



YOUNG RIDER OF THE YEAR AWARD SUPPORTED BY



Bishopscourt National Circuit 1.824 miles



LAP RECORDS

Class	Rider	Machine	m	s	mph	Date
125cc GP	Nigel Percy	Honda	1	13.913	88.840	21-10-07
Moto 3	Richard Kerr	KTM 250	1	13.640	89.169	22-10-16
Lightweight Supersport	Kirk Dickey	Kawasaki 400	1	15.427	87.056	18-04-15
Production Twin	Eunan McGlinchey	Suzuki 650	1	12.712	90.307	08-07-17
SuperTwin	Glenn Irwin	Kawasaki 650	1	11.293	92.104	25-10-14
Pre-Injection	Steven Titterington	Yamaha 600	1	11.917	91.305	19-09-15
Supersport	Glenn Irwin	Kawasaki	1	07.474	97.317	25-10-14
Supersport Cup (Masters)	Aaron Clifford	Kawasaki	1	09.890	93.953	21-08-16
Superbike	Christian Iddon	BMW	1	05.223	100.676	22-10-16
Superbike Cup (Masters)	Charles Stuart	Suzuki	1	10.066	93.717	21-08-16

MASTERS R16-17-Bishopscourt Nat

Sorted on best lap time

LIGHTWEIGHT SUPERSPORT & MOTO 3 (125GP)

Bishopscourt National 1.824 miles

Qualifying

20/08/2017 11:15

Practice started at 11:05:14

Pos	Class	No.	Name	T	Machine	Sponsor	Best Tm	Diff	Gap	Best Speed	In Lap	Laps	2nd Best
GP125													
1	GP125	35	Padraig GRAHAM		Honda 125	D & G W / Graham 6	1:19.849			82.235	4	4	1:20.496
2	GP125	67	Brendan GLOVER		Honda 125		1:23.624	3.775	3.775	78.523	9	9	1:25.129
3	GP125	5	Kyle MARTIN		Honda 125		1:28.063	8.214	4.439	74.565	9	10	1:30.470
LWSS													
1	LWSS	113	Slane MAGUIRE		Kawasaki 400	Team Sonic Racing	1:20.094			81.984	11	11	1:20.130
2	LWSS	70	Jacque FOLEY		Kawasaki 400		1:21.253	1.159	1.159	80.814	7	11	1:21.390
3	LWSS	32	Aaron BOYD		Kawasaki 400	V White	1:21.358	1.264	0.105	80.710	5	11	1:21.445
4	LWSS	54	Alan SMYTH		Honda 400		1:21.912	1.818	0.554	80.164	7	10	1:22.229
5	LWSS	99	Luke HOUSTON		Kawasaki 400		1:23.845	3.751	1.933	78.316	10	11	1:24.052
6	LWSS	18	Ken LENEHAN		Kawasaki 400	TJC	1:28.803	8.709	4.958	73.943	7	9	1:29.377
7	LWSS	146	Joe HOLMES		Aprilia 250	HBR	1:29.663	9.569	0.860	73.234	10	10	1:30.528
8	LWSS	43	Liam KENNY		Kawasaki 400		1:30.186	10.092	0.523	72.810	9	10	1:30.464
9	LWSS	7	James GING		Kawasaki 400	Ging Racing	1:33.186	13.092	3.000	70.466	2	3	1:35.480

Announcements

No 5 - TRANSPONDER NOT DETECTED

Weather: Bright / Track: Dry



MASTERS R16-17-Bishopscourt Nat

LIGHTWEIGHT SUPERSPORT & MOTO 3 (125GP)

Bishopscourt National 1.824 miles

Qualifying

20/08/2017 11:15

Practice started at 11:05:14

(35) Padraig GRAHAM			3	1:24.100	+2.188	4	1:29.377	+0.574
1			4	1:22.284	+0.372	5	1:29.390	+0.587
2	1:20.496	+0.647	5	1:22.229	+0.317	6	1:30.223	+1.420
3	1:21.328	+1.479	6	1:22.359	+0.447	7	1:28.803	
4	1:19.849		7	1:21.912		8	1:30.187	+1.384
			8	1:22.736	+0.824	9	1:29.775	+0.972
			9	1:23.166	+1.254			
(113) Slane MAGUIRE			10	1:51.318	+29.406	(146) Joe HOLMES		
1						1		
2	1:25.108	+5.014	(67) Brendan GLOVER			2	1:34.051	+4.388
3	1:22.099	+2.005	1			3	1:32.353	+2.690
4	1:23.113	+3.019	2	1:31.266	+7.642	4	1:32.682	+3.019
5	1:21.061	+0.967	3	1:30.733	+7.109	5	1:31.264	+1.601
6	1:21.196	+1.102	4	1:27.248	+3.624	6	1:31.452	+1.789
7	1:21.722	+1.628	5	1:25.659	+2.035	7	1:30.871	+1.208
8	1:21.153	+1.059	6	1:25.159	+1.535	8	1:30.528	+0.865
9	1:20.431	+0.337	7	1:26.430	+2.806	9	1:31.204	+1.541
10	1:20.130	+0.036	8	1:25.129	+1.505	10	1:29.663	
11	1:20.094		9	1:23.624		(43) Liam KENNY		
						1		
(70) Jacque FOLEY			(99) Luke HOUSTON			2	1:33.933	+3.747
1			1			3	1:30.761	+0.575
2	1:28.646	+7.393	2	1:28.469	+4.624	4	1:38.631	+8.445
3	1:23.141	+1.888	3	1:24.787	+0.942	5	1:32.597	+2.411
4	1:22.416	+1.163	4	1:26.704	+2.859	6	1:31.340	+1.154
5	1:21.982	+0.729	5	1:25.642	+1.797	7	1:30.464	+0.278
6	1:21.390	+0.137	6	1:26.824	+2.979	8	1:31.456	+1.270
7	1:21.253		7	1:26.086	+2.241	9	1:30.186	
8	1:22.499	+1.246	8	1:24.767	+0.922	10	1:30.464	+0.278
9	1:24.244	+2.991	9	1:24.514	+0.669	(7) James GING		
10	1:22.170	+0.917	10	1:23.845		1		
11	1:21.962	+0.709	11	1:24.052	+0.207	2	1:33.186	
						3	1:35.480	+2.294
(32) Aaron BOYD			(5) Kyle MARTIN					
1			1					
2	1:24.928	+3.570	2	1:35.998	+7.935			
3	1:22.873	+1.515	3	1:31.450	+3.387			
4	1:22.402	+1.044	4	1:31.799	+3.736			
5	1:21.358		5	1:31.962	+3.899			
6	1:21.445	+0.087	6	1:31.612	+3.549			
7	1:23.515	+2.157	7	1:33.778	+5.715			
8	1:22.349	+0.991	8	1:33.498	+5.435			
9	1:23.081	+1.723	9	1:28.063				
10	1:23.137	+1.779	10	1:30.470	+2.407			
11	1:23.088	+1.730						
			(18) Ken LENEHAN					
(54) Alan SMYTH			1					
1			2	1:30.967	+2.164			
2	1:26.293	+4.381	3	1:30.014	+1.211			

Promoted by Bishopscourt Racing Circuit

Orbits

MCUI (Ulster Centre) Timing @ www.elaps-timing.com

Printed: 20/08/2017 11:29:25



Ride on Delta Seven

MASTERS R16-17-Bishopscourt Nat

LIGHTWEIGHT SUPERSPORT & MOTO 3 (125GP)

Bishopscourt National 1.824 miles

R6: Race One

20/08/2017 14:35

Race (8 Laps)

3

1:19.849
35 P. G.
10

1:23.624
67 B. G.
11

1:28.063
5 K. MARTIN
12

2

1:28.803
18 K. L.
6

1:29.663
146 J. H.
7

1:30.186
43 L. KENNY
8

1:33.186
7 J. GING
9

1


1:20.094
113 S. M.
1
POLE POSITION

1:21.253
70 J. FOLEY
2

1:21.358
32 A. BOYD
3

1:21.912
54 A. SMYTH
4

1:23.845
99 L. H.
5



MASTERS R16-17-Bishopscourt Nat
Sorted on Laps
LIGHTWEIGHT SUPERSPORT & MOTO 3 (125GP)
Bishopscourt National 1.824 miles
R6: Race One
20/08/2017 14:35
Race (8 Laps) started at 14:15:02

Pos	Class	No.	Name	T	Machine	Sponsor	Laps	Total Tm	Diff	Gap	Avg. Speed	Best Tm	Best Speed	In Lap
GP125														
1	GP125	35	Padraig GRAHAM		Honda 125	D & G W / Graham 6	8	10:55.942			80.085	1:20.096	81.982	8
2	GP125	67	Brendan GLOVER		Honda 125		8	11:18.842	22.900	22.900	77.384	1:22.437	79.654	5
3	GP125	5	Kyle MARTIN		Honda 125		8	11:41.546	45.604	22.704	74.879	1:25.980	76.371	7
LWSS														
1	LWSS	113	Slane MAGUIRE		Kawasaki 400	Team Sonic Racing	8	10:47.576			81.120	1:19.632	82.459	5
2	LWSS	70	Jacque FOLEY		Kawasaki 400		8	10:51.190	3.614	3.614	80.670	1:19.828	82.257	8
3	LWSS	32	Aaron BOYD		Kawasaki 400	V White	8	10:54.135	6.559	2.945	80.306	1:20.122	81.955	5
4	LWSS	54	Alan SMYTH		Honda 400		8	10:54.665	7.089	0.530	80.241	1:20.371	81.701	7
5	LWSS	99	Luke HOUSTON		Kawasaki 400		8	11:11.893	24.317	17.228	78.184	1:22.679	79.420	8
6	LWSS	7	James GING		Kawasaki 400	Ging Racing	8	11:35.128	47.552	23.235	75.571	1:24.524	77.687	4
7	LWSS	18	Ken LENEHAN		Kawasaki 400	TJC	8	11:48.076	1:00.500	12.948	74.189	1:26.291	76.096	8
8	LWSS	146	Joe HOLMES		Aprilia 250	HBR	8	11:48.600	1:01.024	0.524	74.134	1:26.777	75.670	3
9	LWSS	43	Liam KENNY		Kawasaki 400		7	10:48.883	1 Lap	1 Lap	70.837	1:30.934	72.211	4

Announcements

LWSS 90% = 73.008, GP125 90% = 72.077

Weather: Bright / Track: Dry

Margin of Victory	Avg. Speed	Best Lap Tm	Best Speed	Best Lap by
3.614	81.120	1:19.632	82.459	113 - Slane MAGUIRE

Promoted by Bishopscourt Racing Circuit

Orbits

MASTERS R16-17-Bishopscourt Nat

LIGHTWEIGHT SUPERSPORT & MOTO 3 (125GP)

Bishopscourt National 1.824 miles

R6: Race One

20/08/2017 14:35

Race (8 Laps) started at 14:15:02

(113) Slane MAGUIRE			8 1:20.096			7 1:27.030 +0.739		
1	1:26.791	+7.159	(99) Luke HOUSTON			8 1:26.291		
2	1:20.403	+0.771	1	1:30.162	+7.483	(146) Joe HOLMES		
3	1:20.017	+0.385	2	1:23.362	+0.683	1	1:36.462	+9.685
4	1:20.125	+0.493	3	1:23.292	+0.613	2	1:28.043	+1.266
5	1:19.632		4	1:23.324	+0.645	3	1:26.777	
6	1:19.827	+0.195	5	1:23.232	+0.553	4	1:26.997	+0.220
7	1:20.166	+0.534	6	1:22.793	+0.114	5	1:27.132	+0.355
8	1:20.615	+0.983	7	1:23.049	+0.370	6	1:27.856	+1.079
(70) Jacque FOLEY			8 1:22.679			7 1:27.497 +0.720		
1	1:28.591	+8.763	(67) Brendan GLOVER			8 1:27.836 +1.059		
2	1:20.748	+0.920	1	1:36.379	+13.942	(43) Liam KENNY		
3	1:20.441	+0.613	2	1:23.363	+0.926	1	1:39.417	+8.483
4	1:20.745	+0.917	3	1:23.016	+0.579	2	1:31.362	+0.428
5	1:20.488	+0.660	4	1:23.119	+0.682	3	1:31.389	+0.455
6	1:20.516	+0.688	5	1:22.437		4	1:30.934	
7	1:19.833	+0.005	6	1:23.584	+1.147	5	1:32.501	+1.567
8	1:19.828		7	1:23.375	+0.938	6	1:31.075	+0.141
(32) Aaron BOYD			8 1:23.569 +1.132			7 1:32.205 +1.271		
1	1:28.084	+7.962	(7) James GING					
2	1:21.290	+1.168	1	1:33.047	+8.523			
3	1:20.809	+0.687	2	1:26.299	+1.775			
4	1:21.662	+1.540	3	1:24.942	+0.418			
5	1:20.122		4	1:24.524				
6	1:20.370	+0.248	5	1:27.032	+2.508			
7	1:20.546	+0.424	6	1:26.121	+1.597			
8	1:21.252	+1.130	7	1:25.879	+1.355			
(54) Alan SMYTH			8 1:27.284 +2.760					
1	1:26.790	+6.419	(5) Kyle MARTIN					
2	1:21.817	+1.446	1	1:32.216	+6.236			
3	1:21.412	+1.041	2	1:27.184	+1.204			
4	1:20.638	+0.267	3	1:26.911	+0.931			
5	1:21.117	+0.746	4	1:27.504	+1.524			
6	1:20.949	+0.578	5	1:27.719	+1.739			
7	1:20.371		6	1:27.455	+1.475			
8	1:21.571	+1.200	7	1:25.980				
(35) Pdraig GRAHAM			8 1:26.577 +0.597					
1	1:28.955	+8.859	(18) Ken LENEHAN					
2	1:21.650	+1.554	1	1:35.322	+9.031			
3	1:20.833	+0.737	2	1:27.869	+1.578			
4	1:21.034	+0.938	3	1:27.715	+1.424			
5	1:21.102	+1.006	4	1:28.459	+2.168			
6	1:21.442	+1.346	5	1:28.399	+2.108			
7	1:20.830	+0.734	6	1:26.991	+0.700			

MASTERS R16-17-Bishopscourt Nat

LIGHTWEIGHT SUPERSPORT & MOTO 3 (125GP)

Bishopscourt National 1.824 miles


R13: Race Two

20/08/2017 17:10

Race (8 Laps)

3
2
1

10	11	12		9
1:20.096 35 P. G.	1:22.437 67 B. G.	1:25.980 5 K. MARTIN		1:30.934 43 L. KENNY
	6	7	8	
	1:24.524 7 J. GING	1:26.291 18 K. L.	1:26.777 146 J. H.	
1	2	3	4	5
1:19.632 113 S. M.	1:19.828 70 J. FOLEY	1:20.122 32 A. BOYD	1:20.371 54 A. SMYTH	1:22.679 99 L. H.
POLE POSITION				



MASTERS R16-17-Bishopscourt Nat

Sorted on Laps

LIGHTWEIGHT SUPERSPORT & MOTO 3 (125GP)

Bishopscourt National 1.824 miles

R13: Race Two

20/08/2017 17:10

Race (8 Laps) started at 16:41:54

Pos	Class	No.	Name	T	Machine	Sponsor	Laps	Total Tm	Diff	Gap	Avg. Speed	Best Tm	Best Speed	In Lap
GP125														
1	GP125	35	Padraig GRAHAM		Honda 125	D & G W / Graham 6	8	10:56.423			80.026	1:19.083	83.032	6
2	GP125	67	Brendan GLOVER		Honda 125		8	11:17.790	21.367	21.367	77.504	1:21.788	80.286	5
3	GP125	5	Kyle MARTIN		Honda 125		8	12:14.847	1:18.424	57.057	71.486	1:28.987	73.791	7
LWSS														
1	LWSS	70	Jacque FOLEY		Kawasaki 400		8	11:00.394			79.545	1:20.217	81.858	6
2	LWSS	113	Slane MAGUIRE		Kawasaki 400	Team Sonic Racing	8	11:00.789	0.395	0.395	79.498	1:20.694	81.374	7
3	LWSS	54	Alan SMYTH		Honda 400		8	11:06.555	6.161	5.766	78.810	1:21.358	80.710	6
4	LWSS	32	Aaron BOYD		Kawasaki 400	V White	8	11:06.771	6.377	0.216	78.784	1:21.615	80.456	5
5	LWSS	99	Luke HOUSTON		Kawasaki 400		8	11:24.425	24.031	17.654	76.752	1:23.672	78.478	8
6	LWSS	7	James GING		Kawasaki 400	Ging Racing	8	11:29.580	29.186	5.155	76.179	1:23.217	78.907	6
7	LWSS	146	Joe HOLMES		Aprilia 250	HBR	8	12:14.747	1:14.353	45.167	71.496	1:28.079	74.551	8
8	LWSS	18	Ken LENEHAN		Kawasaki 400	TJC	8	12:15.101	1:14.707	0.354	71.461	1:27.394	75.136	8
9	LWSS	43	Liam KENNY		Kawasaki 400		7	10:58.101	1 Lap	1 Lap	69.845	1:31.519	71.749	5
Not classified														
DNS	LWSS	231	Stephen McKEOWN		Kawasaki 250			0.000	DNS	7 Laps	-	-	-	0

Announcements

GP125 90% = 72.023, LWSS 90% = 71.591

Weather: Bright / Track: Dry

Margin of Victory	Avg. Speed	Best Lap Tm	Best Speed	Best Lap by
3.971	80.026	1:19.083	83.032	35 - Padraig GRAHAM

Promoted by Bishopscourt Racing Circuit

Orbits



MASTERS R16-17-Bishopscourt Nat

LIGHTWEIGHT SUPERSPORT & MOTO 3 (125GP)

Bishopscourt National 1.824 miles

R13: Race Two

20/08/2017 17:10

Race (8 Laps) started at 16:41:54

(35) Padraig GRAHAM			(67) Brendan GLOVER			(18) Ken LENEHAN		
8	1:22.128	+0.513	7	1:28.987		8	1:29.341	+0.354
1	1:29.898	+10.815	1	1:37.605	+15.817	1	1:43.654	+16.260
2	1:23.121	+4.038	2	1:23.987	+2.199	2	1:33.109	+5.715
3	1:22.693	+3.610	3	1:21.990	+0.202	3	1:32.950	+5.556
4	1:21.491	+2.408	4	1:23.731	+1.943	4	1:29.874	+2.480
5	1:19.895	+0.812	5	1:21.788		5	1:30.164	+2.770
6	1:19.083		6	1:23.007	+1.219	6	1:29.358	+1.964
7	1:20.015	+0.932	7	1:22.841	+1.053	7	1:28.598	+1.204
8	1:20.227	+1.144	8	1:22.841	+1.053	8	1:27.394	
(70) Jacque FOLEY			(99) Luke HOUSTON			(43) Liam KENNY		
1	1:29.783	+9.566	1	1:32.210	+8.538	1	1:43.490	+11.971
2	1:23.021	+2.804	2	1:25.871	+2.199	2	1:32.885	+1.366
3	1:22.823	+2.606	3	1:24.969	+1.297	3	1:33.318	+1.799
4	1:22.177	+1.960	4	1:24.138	+0.466	4	1:32.020	+0.501
5	1:20.948	+0.731	5	1:24.093	+0.421	5	1:31.519	
6	1:20.217		6	1:24.439	+0.767	6	1:32.323	+0.804
7	1:21.020	+0.803	7	1:25.033	+1.361	7	1:32.546	+1.027
8	1:20.405	+0.188	8	1:23.672				
(113) Slane MAGUIRE			(7) James GING					
1	1:28.365	+7.671	1	1:33.005	+9.788			
2	1:24.067	+3.373	2	1:25.419	+2.202			
3	1:23.477	+2.783	3	1:24.974	+1.757			
4	1:21.190	+0.496	4	1:24.389	+1.172			
5	1:20.908	+0.214	5	1:23.614	+0.397			
6	1:20.700	+0.006	6	1:23.217				
7	1:20.694		7	1:26.900	+3.683			
8	1:21.388	+0.694	8	1:28.062	+4.845			
(54) Alan SMYTH			(146) Joe HOLMES					
1	1:28.951	+7.593	1	1:41.718	+13.639			
2	1:24.229	+2.871	2	1:35.063	+6.984			
3	1:24.286	+2.928	3	1:32.083	+4.004			
4	1:21.996	+0.638	4	1:29.400	+1.321			
5	1:21.932	+0.574	5	1:29.112	+1.033			
6	1:21.358		6	1:29.383	+1.304			
7	1:22.187	+0.829	7	1:29.909	+1.830			
8	1:21.616	+0.258	8	1:28.079				
(32) Aaron BOYD			(5) Kyle MARTIN					
1	1:29.121	+7.506	1	1:39.473	+10.486			
2	1:23.534	+1.919	2	1:32.399	+3.412			
3	1:24.096	+2.481	3	1:31.611	+2.624			
4	1:21.859	+0.244	4	1:32.080	+3.093			
5	1:21.615		5	1:30.225	+1.238			
6	1:22.136	+0.521	6	1:30.731	+1.744			
7	1:22.282	+0.667						

Promoted by Bishopscourt Racing Circuit

Orbits

MCUI (Ulster Centre) Timing @ www.elaps-timing.com

Printed: 20/08/2017 16:55:34



Ride on Delta Seven