



at **Bishops court**  
Sunday 20<sup>th</sup> August 2017

promoted by  
**Bishops court Racing Circuit**  
[www.bishops court.org](http://www.bishops court.org)

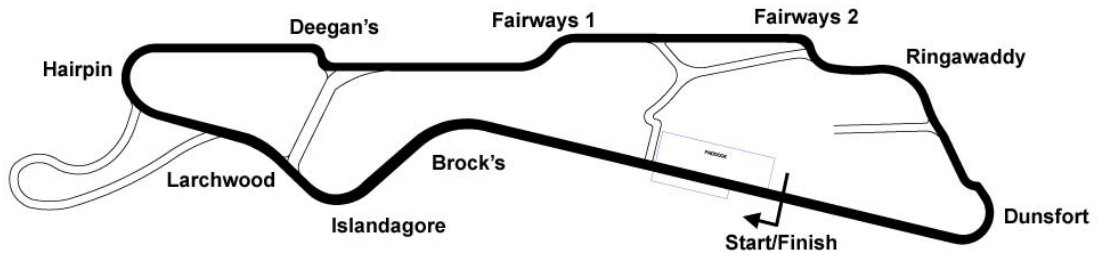
**SUPERSPORT CUP**  
&  
**SUPERBIKE CUP**



YOUNG RIDER OF THE YEAR AWARD SUPPORTED BY



# Bishopscourt National Circuit 1.824 miles



## LAP RECORDS

Class	Rider	Machine	m	s	mph	Date
125cc GP	Nigel Percy	Honda	1	13.913	88.840	21-10-07
Moto 3	Richard Kerr	KTM 250	1	13.640	89.169	22-10-16
Lightweight Supersport	Kirk Dickey	Kawasaki 400	1	15.427	87.056	18-04-15
Production Twin	Eunan McGlinchey	Suzuki 650	1	12.712	90.307	08-07-17
SuperTwin	Glenn Irwin	Kawasaki 650	1	11.293	92.104	25-10-14
Pre-Injection	Steven Titterington	Yamaha 600	1	11.917	91.305	19-09-15
Supersport	Glenn Irwin	Kawasaki	1	07.474	97.317	25-10-14
Supersport Cup (Masters)	Aaron Clifford	Kawasaki	1	09.890	93.953	21-08-16
Superbike	Christian Iddon	BMW	1	05.223	100.676	22-10-16
Superbike Cup (Masters)	Charles Stuart	Suzuki	1	10.066	93.717	21-08-16

# MASTERS R16-17-Bishopscourt Nat

Sorted on best lap time

## SUPERSPORT CUP

Bishopscourt National 1.824 miles

### Cup Qualifying

20/08/2017 09:15

Practice started at 9:06:57

Pos	Class	No.	Name	T	Machine	Sponsor	Best Tm	Diff	Gap	Best Speed	In Lap	Laps	2nd Best
1	MSScup	70	Kia McGREEVY		Honda	McLaughlin Racing	1:12.067			91.115	6	11	1:12.771
2	MSScup	797	Aaron WRIGHT		Yamaha		1:12.920	0.853	0.853	90.049	6	11	1:13.474
3	MSScup	39	Luke O'HIGGINS		Triumph 675		1:13.157	1.090	0.237	89.758	9	10	1:13.360
4	MSScup	32	Stephen McKEOWN		Triumph 675		1:13.357	1.290	0.200	89.513	7	9	1:13.854
5	MSScup	139	Mark ABRAHAM		Triumph 675	Team Screwloose Racing	1:13.497	1.430	0.140	89.342	8	10	1:14.452
6	MSScup	221	Eunan McGLINCHEY		Suzuki		1:13.653	1.586	0.156	89.153	8	11	1:13.664
7	MSScup	23	Cahal GRAHAM		Triumph 675		1:13.918	1.851	0.265	88.834	9	10	1:14.391
8	MSScup	50	Kyle CROSS		Yamaha	Dynamic Design	1:14.635	2.568	0.717	87.980	7	11	1:15.343
9	MSScup	167	Jack WARING		Yamaha		1:14.673	2.606	0.038	87.935	6	10	1:14.782
10	MSScup	58	Gary WINTERS		Yamaha		1:15.095	3.028	0.422	87.441	5	10	1:15.413
11	MSScup	24	Keelim RYAN		Triumph 675		1:15.180	3.113	0.085	87.342	9	10	1:15.522
12	MSScup	4	Kevin BAKER		Kawasaki		1:15.556	3.489	0.376	86.908	5	10	1:15.917
13	MSScup	49	Chris DUNDEE		Suzuki	Dundee Dental Lab	1:15.673	3.606	0.117	86.773	8	11	1:15.830
14	MSScup	131	Lee CHAMBERS		Yamaha		1:16.017	3.950	0.344	86.381	10	10	1:16.352
15	MSScup	20	Sam LYONS		Yamaha	Carryduff Forklift	1:16.158	4.091	0.141	86.221	9	9	1:16.215
16	MSScup	156	Damien LYNCH		Yamaha		1:16.683	4.616	0.525	85.630	12	12	1:16.882
17	MSScup	164	Kevin LAVERY		Honda	Moria MRC	1:17.007	4.940	0.324	85.270	8	11	1:17.219
18	MSScup	18	Andrew IRVINE		Suzuki	GSMCC	1:17.021	4.954	0.014	85.255	7	11	1:17.537
19	MSScup	68	Hugh SMITH		Kawasaki		1:20.321	8.254	3.300	81.752	11	11	1:20.614
20	MSScup	142	Adrian HERATY		Yamaha		1:20.494	8.427	0.173	81.576	10	11	1:20.614
21	MSScup	229	Martyn HALFORD		Honda		1:27.727	15.660	7.233	74.850	8	9	1:28.911
22	MSScup	144	Trevor FORAN		Yamaha		1:31.104	19.037	3.377	72.076	3	3	1:33.690
23	MSScup	104	Alan DUFFY		Yamaha		1:31.712	19.645	0.608	71.598	8	8	1:31.997

### Announcements

No 104 - TRANSPONDER NOT DETECTED

Weather: Bright / Track: Dry



# MASTERS R16-17-Bishopscourt Nat

## SUPERSPORT CUP

## Bishopscourt National 1.824 miles

### Cup Qualifying

20/08/2017 09:15

Practice started at 9:06:57

(70) Kia McGREEVY			(139) Mark ABRAHAM			11 1:15.343 +0.708			(49) Chris DUNDEE		
1			1			1			1		
2	1:18.341	+6.274	2	1:20.175	+6.678	2	1:16.529	+1.856	2	1:21.776	+6.103
3	1:13.168	+1.101	3	1:16.785	+3.288	3	1:17.119	+2.446	3	1:22.421	+6.748
4	1:12.771	+0.704	4	1:14.789	+1.292	4	1:15.847	+1.174	4	1:18.859	+3.186
5	1:13.687	+1.620	5	1:15.127	+1.630	5	1:17.245	+2.572	5	1:19.109	+3.436
6	1:12.067		6	1:15.164	+1.667	6	1:14.673		6	1:16.605	+0.932
7	1:13.067	+1.000	7	1:15.064	+1.567	7	1:15.031	+0.358	7	1:16.927	+1.254
8	1:13.844	+1.777	8	1:13.497		8	1:15.194	+0.521	8	1:15.673	
9	1:14.894	+2.827	9	1:14.452	+0.955	9	1:15.635	+0.962	9	1:18.762	+3.089
10	1:13.948	+1.881	10	1:15.785	+2.288	10	1:14.782	+0.109	10	1:17.812	+2.139
11	1:14.395	+2.328							11	1:15.830	+0.157
(797) Aaron WRIGHT			(221) Eunan McGLINCHEY			(58) Gary WINTERS			(131) Lee CHAMBERS		
1			1			1			1		
2	1:16.282	+3.362	2	1:21.664	+8.011	2	1:22.519	+7.424	2	1:20.640	+4.623
3	1:16.060	+3.140	3	1:18.627	+4.974	3	1:15.676	+0.581	3	1:21.932	+5.915
4	1:15.524	+2.604	4	1:15.710	+2.057	4	1:17.062	+1.967	4	1:17.691	+1.674
5	1:15.968	+3.048	5	1:30.512	+16.859	5	1:15.095		5	1:18.117	+2.100
6	1:12.920		6	1:14.770	+1.117	6	1:15.496	+0.401	6	1:16.537	+0.520
7	1:13.474	+0.554	7	1:13.664	+0.011	7	1:15.413	+0.318	7	1:16.426	+0.409
8	1:13.904	+0.984	8	1:13.653		8	1:24.456	+9.361	8	1:17.211	+1.194
9	1:14.761	+1.841	9	1:14.947	+1.294	9	1:27.510	+12.415	9	1:16.352	+0.335
10	1:25.908	+12.988	10	1:14.796	+1.143	10	1:37.980	+22.885	10	1:16.017	
11	1:16.420	+3.500	11	1:14.013	+0.360						
(39) Luke O'HIGGINS			(23) Cahal GRAHAM			(24) Keelim RYAN			(20) Sam LYONS		
1			1			1			1		
2	1:21.835	+8.678	2	1:18.158	+4.240	2	1:21.290	+6.110	2	1:18.804	+2.646
3	1:18.931	+5.774	3	1:18.249	+4.331	3	1:20.928	+5.748	3	1:16.919	+0.761
4	1:16.790	+3.633	4	1:15.891	+1.973	4	1:19.417	+4.237	4	1:16.723	+0.565
5	1:15.412	+2.255	5	1:16.223	+2.305	5	1:18.845	+3.665	5	1:16.215	+0.057
6	1:16.280	+3.123	6	1:18.245	+4.327	6	1:16.651	+1.471	6	1:16.442	+0.284
7	1:14.852	+1.695	7	1:16.445	+2.527	7	1:17.826	+2.646	7	1:30.791	+14.633
8	1:13.360	+0.203	8	1:14.391	+0.473	8	1:16.570	+1.390	8	2:36.656	+120.498
9	1:13.157		9	1:13.918		9	1:15.180		9	1:16.158	
10	1:13.417	+0.260	10	1:15.246	+1.328	10	1:15.522	+0.342			
(32) Stephen McKEOWN			(50) Kyle CROSS			(4) Kevin BAKER			(156) Damien LYNCH		
1			1			1			1		
2	1:19.067	+5.710	2	1:18.669	+4.034	2	1:20.712	+5.156	2	1:21.664	+4.981
3	1:16.386	+3.029	3	1:17.952	+3.317	3	1:18.900	+3.344	3	1:22.324	+5.641
4	1:15.353	+1.996	4	1:15.374	+0.739	4	1:15.917	+0.361	4	1:19.724	+3.041
5	1:14.869	+1.512	5	1:17.400	+2.765	5	1:15.556		5	1:18.434	+1.751
6	1:14.518	+1.161	6	1:15.496	+0.861	6	1:16.480	+0.924	6	1:17.865	+1.182
7	1:13.357		7	1:14.635		7	1:19.402	+3.846	7	1:20.833	+4.150
8	1:14.388	+1.031	8	1:17.446	+2.811	8	1:18.561	+3.005	8	1:16.882	+0.199
9	1:13.854	+0.497	9	1:19.090	+4.455	9	1:17.980	+2.424	9	1:17.608	+0.925
			10	1:16.205	+1.570	10	1:16.881	+1.325	10	1:18.066	+1.383
									11	1:17.465	+0.782

Promoted by Bishopscourt Racing Circuit

Orbits

MCUI (Ulster Centre) Timing @ www.elaps-timing.com



Ride on Delta Seven

Printed: 20/08/2017 09:28:08

Page 1/2



# MASTERS R16-17-Bishopscourt Nat

## SUPERSPORT CUP

Bishopscourt National 1.824 miles

### Cup Qualifying

20/08/2017 09:15

Practice started at 9:06:57

12	<b>1:16.683</b>		8	<b>1:26.203</b>	+5.709
			9	<b>1:21.761</b>	+1.267
(164) Kevin LAVERY			10	<b>1:20.494</b>	
1			11	<b>1:20.614</b>	+0.120
2	<b>1:23.065</b>	+6.058	(229) Martyn HALFORD		
3	<b>1:19.789</b>	+2.782	1		
4	<b>1:18.322</b>	+1.315	2	<b>1:39.316</b>	+11.589
5	<b>1:18.245</b>	+1.238	3	<b>1:34.424</b>	+6.697
6	<b>1:18.655</b>	+1.648	4	<b>1:33.199</b>	+5.472
7	<b>1:17.219</b>	+0.212	5	<b>1:30.771</b>	+3.044
8	<b>1:17.007</b>		6	<b>1:28.911</b>	+1.184
9	<b>1:18.285</b>	+1.278	7	<b>1:30.022</b>	+2.295
10	<b>1:17.345</b>	+0.338	8	<b>1:27.727</b>	
11	<b>1:29.019</b>	+12.012	9	<b>2:19.252</b>	+51.525
(18) Andrew IRVINE			(144) Trevor FORAN		
1			1		
2	<b>1:19.630</b>	+2.609	2	<b>1:33.690</b>	+2.586
3	<b>1:21.070</b>	+4.049	3	<b>1:31.104</b>	
4	<b>1:19.592</b>	+2.571	(104) Alan DUFFY		
5	<b>1:17.537</b>	+0.516	1		
6	<b>1:18.235</b>	+1.214	2	<b>1:34.993</b>	+3.281
7	<b>1:17.021</b>		3	<b>1:32.803</b>	+1.091
8	<b>1:29.236</b>	+12.215	4	<b>1:31.997</b>	+0.285
9	<b>1:20.161</b>	+3.140	5	<b>1:32.046</b>	+0.334
10	<b>1:18.201</b>	+1.180	6	<b>1:32.427</b>	+0.715
11	<b>1:18.255</b>	+1.234	7	<b>1:32.369</b>	+0.657
(68) Hugh SMITH			8	<b>1:31.712</b>	
1			(142) Adrian HERATY		
2	<b>1:29.586</b>	+9.265	1		
3	<b>1:29.088</b>	+8.767	2	<b>1:32.626</b>	+12.132
4	<b>1:22.706</b>	+2.385	3	<b>1:32.480</b>	+11.986
5	<b>1:21.661</b>	+1.340	4	<b>1:28.377</b>	+7.883
6	<b>1:21.063</b>	+0.742	5	<b>1:24.226</b>	+3.732
7	<b>1:21.394</b>	+1.073	6	<b>1:22.701</b>	+2.207
8	<b>1:20.876</b>	+0.555	7	<b>1:23.613</b>	+3.119
9	<b>1:20.614</b>	+0.293			
10	<b>1:20.838</b>	+0.517			
11	<b>1:20.321</b>				

# MASTERS R16-17-Bishopscourt Nat

Sorted on best lap time

## SUPERBIKE CUP

Bishopscourt National 1.824 miles

### Cup Qualifying

20/08/2017 10:15

Practice started at 10:06:02

Pos	Class	No.	Name	T	Machine	Sponsor	Best Tm	Diff	Gap	Best Speed	In Lap	Laps	2nd Best
1	MSBcup	27	Andrew MURPHY		Kawasaki		1:12.963			89.996	7	8	1:13.164
2	MSBcup	12	Paul DEMAINE		Suzuki	Antrim Rad	1:14.909	1.946	1.946	87.658	11	12	1:15.259
3	MSBcup	63	Raymond O'NEILL		BMW	O'Neill's Power Equipment	1:16.283	3.320	1.374	86.079	4	10	1:16.531
4	MSBcup	108	Graeme SMALLWOODS		Honda		1:16.753	3.790	0.470	85.552	12	12	1:17.012
5	MSBcup	70	Anthony DERRANE		Kawasaki	AD Racing	1:17.442	4.479	0.689	84.791	12	12	1:17.908
6	MSBcup	91	John SHEARER		BMW	JSE Computing.com	1:18.089	5.126	0.647	84.089	9	10	1:18.167
7	MSBcup	133	Robert TONER		Honda	Lisa's Fireblade	1:19.205	6.242	1.116	82.904	12	12	1:19.459
8	MSBcup	106	Michael GILLAN		Suzuki		1:19.581	6.618	0.376	82.512	2	2	
9	MSBcup	11	John CAHILL		Suzuki 750		1:24.133	11.170	4.552	78.048	10	11	1:24.257
10	MSBcup	123	Alan FISHER		BMW	Kiltorcan Raceway	1:24.259	11.296	0.126	77.931	2	6	1:24.493
11	MSBcup	96	Keith O'SULLIVAN		Suzuki		1:27.173	14.210	2.914	75.326	10	10	1:27.345
12	MSBcup	118	Mick WALSH		Honda	Motocraft	1:27.611	14.648	0.438	74.949	10	11	1:27.834

### Announcements

Weather: Bright / Track: Dry



# MASTERS R16-17-Bishopscourt Nat

## SUPERBIKE CUP

## Bishopscourt National 1.824 miles

### Cup Qualifying

20/08/2017 10:15

Practice started at 10:06:02

(27) Andrew MURPHY

1		
2	1:16.164	+3.201
3	1:14.621	+1.658
4	3:40.718	+2:27.755
5	1:13.164	+0.201
6	1:13.958	+0.995
7	1:12.963	
8	4:20.158	+3:07.195

(12) Paul DEMAINE

1		
2	1:19.937	+5.028
3	1:17.455	+2.546
4	1:15.772	+0.863
5	1:16.789	+1.880
6	1:15.259	+0.350
7	1:16.166	+1.257
8	1:16.248	+1.339
9	1:16.988	+2.079
10	1:15.765	+0.856
11	1:14.909	
12	1:15.288	+0.379

(63) Raymond O'NEILL

1		
2	3:28.091	+2:11.808
3	1:16.987	+0.704
4	1:16.283	
5	1:23.785	+7.502
6	1:17.396	+1.113
7	1:16.531	+0.248
8	1:16.800	+0.517
9	1:16.802	+0.519
10	1:17.991	+1.708

(108) Graeme SMALLWOODS

1		
2	1:18.191	+1.438
3	1:20.832	+4.079
4	1:17.107	+0.354
5	1:17.887	+1.134
6	1:24.670	+7.917
7	1:17.616	+0.863
8	1:17.012	+0.259
9	1:24.947	+8.194
10	1:22.295	+5.542
11	1:17.469	+0.716

(70) Anthony DERRANE

1		
2	1:18.294	+0.852
3	1:18.074	+0.632
4	1:18.824	+1.382
5	1:18.032	+0.590
6	1:17.908	+0.466
7	1:18.613	+1.171
8	1:18.723	+1.281
9	1:18.301	+0.859
10	1:19.903	+2.461
11	1:18.323	+0.881
12	1:17.442	

(91) John SHEARER

1		
2	1:18.859	+0.770
3	1:18.348	+0.259
4	1:19.032	+0.943
5	1:18.167	+0.078
6	2:24.094	+1:06.005
7	1:21.088	+2.999
8	1:19.652	+1.563
9	1:18.089	
10	1:39.742	+21.653

(133) Robert TONER

1		
2	1:21.197	+1.992
3	1:20.110	+0.905
4	1:20.492	+1.287
5	1:20.267	+1.062
6	1:20.432	+1.227
7	1:20.376	+1.171
8	1:19.958	+0.753
9	1:19.713	+0.508
10	1:21.104	+1.899
11	1:19.459	+0.254
12	1:19.205	

(106) Michael GILLAN

1		
2	1:19.581	

(11) John CAHILL

1		
2	1:28.067	+3.934

3	1:27.269	+3.136
4	1:25.951	+1.818
5	1:25.057	+0.924
6	1:24.812	+0.679
7	1:24.272	+0.139
8	1:25.181	+1.048
9	1:25.198	+1.065
10	1:24.133	
11	1:24.257	+0.124

(123) Alan FISHER

1		
2	1:24.259	
3	1:27.568	+3.309
4	1:25.206	+0.947
5	1:24.493	+0.234
6	1:47.351	+23.092

(96) Keith O'SULLIVAN

1		
2	1:30.479	+3.306
3	1:31.328	+4.155
4	1:29.970	+2.797
5	1:29.449	+2.276
6	1:29.231	+2.058
7	1:27.345	+0.172
8	1:27.353	+0.180
9	1:27.490	+0.317
10	1:27.173	

(118) Mick WALSH

1		
2	1:28.637	+1.026
3	1:31.322	+3.711
4	1:30.433	+2.822
5	1:27.863	+0.252
6	1:28.049	+0.438
7	1:28.079	+0.468
8	1:28.063	+0.452
9	1:28.661	+1.050
10	1:27.611	
11	1:27.834	+0.223



# MASTERS R16-17-Bishopscourt Nat

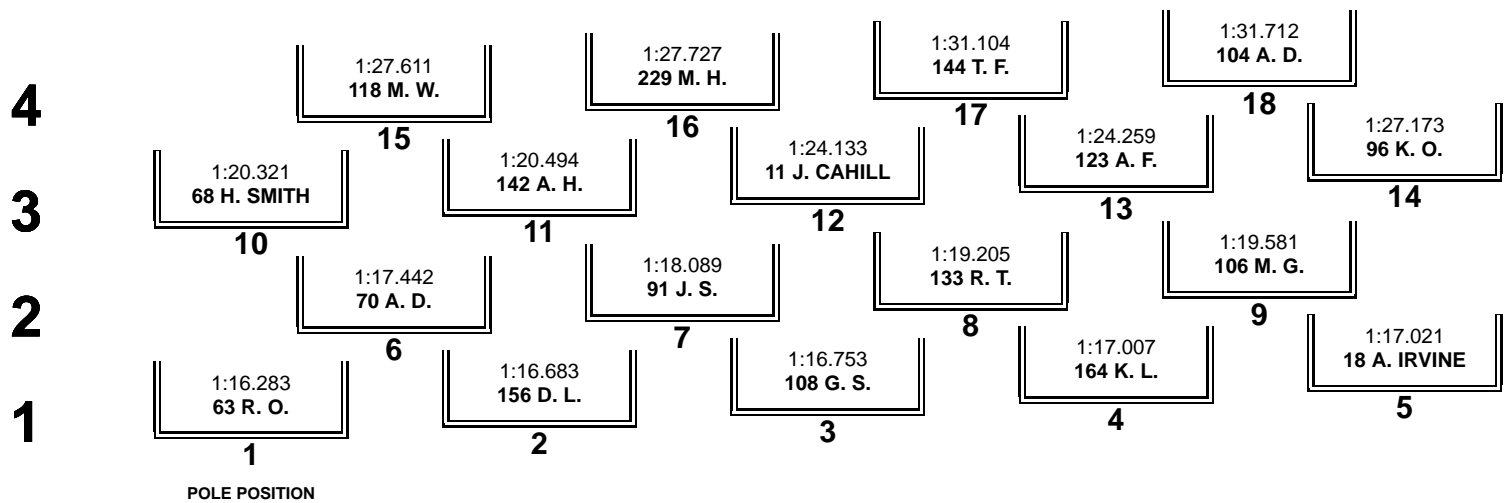
SUPERSPORT CUP / SUPERBIKE CUP

Bishopscourt National 1.824 miles

R5: B Race One

20/08/2017 14:15

Race (8 Laps)



POLE POSITION



**MASTERS R16-17-Bishopscourt Nat**
**Sorted on Laps**
**SUPERSPORT CUP / SUPERBIKE CUP**
**Bishopscourt National 1.824 miles**
**R5: B Race One**
**20/08/2017 14:15**
**Race (8 Laps) started at 13:57:30**

Pos	Class	No.	Name	T	Machine	Sponsor	Laps	Total Tm	Diff	Gap	Avg. Speed	Best Tm	Best Speed	In Lap
<b>MSBcup</b>														
1	MSBcup	63	Raymond O'NEILL		BMW	O'Neill's Power Equipment	8	10:07.937			86.409	1:14.623	87.994	5
2	MSBcup	70	Anthony DERRANE		Kawasaki	AD Racing	8	10:20.740	12.803	12.803	84.627	1:15.331	87.167	8
3	MSBcup	133	Robert TONER		Honda	Lisa's Fireblade	8	10:25.337	17.400	4.597	84.005	1:16.628	85.692	3
4	MSBcup	108	Graeme SMALLWOODS		Honda		8	10:25.678	17.741	0.341	83.959	1:15.919	86.492	4
5	MSBcup	106	Michael GILLAN		Suzuki		8	10:27.356	19.419	1.678	83.734	1:16.231	86.138	3
6	MSBcup	91	John SHEARER		BMW	JSE Computing.com	8	10:35.426	27.489	8.070	82.671	1:17.570	84.651	4
7	MSBcup	123	Alan FISHER		BMW	Kiltorcan Raceway	8	11:17.544	1:09.607	42.118	77.532	1:23.711	78.441	7
8	MSBcup	96	Keith O'SULLIVAN		Suzuki		8	11:17.718	1:09.781	0.174	77.512	1:22.331	79.756	5
9	MSBcup	11	John CAHILL		Suzuki 750		8	11:18.060	1:10.123	0.342	77.473	1:23.008	79.106	4
10	MSBcup	118	Mick WALSH		Honda	Motocraft	7	10:12.269	1 Lap	1 Lap	75.073	1:25.591	76.718	7
<b>MSScup</b>														
1	MSScup	156	Damien LYNCH		Yamaha		8	10:19.281			84.826	1:15.705	86.737	4
2	MSScup	68	Hugh SMITH		Kawasaki		8	10:53.824	34.543	34.543	80.345	1:19.372	82.729	4
3	MSScup	142	Adrian HERATY		Yamaha		8	11:07.032	47.751	13.208	78.754	1:19.064	83.052	8
4	MSScup	229	Martyn HALFORD		Honda		7	10:34.599	1 Lap	1 Lap	72.431	1:28.630	74.088	2
<b>Not classified</b>														
DNF	MSScup	164	Kevin LAVERY		Honda	Moria MRC	5	6:32.906		DNF	83.562	1:16.507	85.827	3
DNF	MSScup	104	Alan DUFFY		Yamaha		4	6:18.616		DNF	69.373	1:31.907	71.446	2
DNF	MSScup	18	Andrew IRVINE		Suzuki	GSMCC	2	3:00.782		DNF	72.644	1:25.629	76.684	1
DNS	MSScup	144	Trevor FORAN		Yamaha			0.000		DNS	-	-	-	0

**Announcements**

No 133 - TRANSPONDER NOT DETECTED

Weather: Bright / Track: Dry

Margin of Victory	Avg. Speed	Best Lap Tm	Best Speed	Best Lap by
11.344	86.409	1:14.623	87.994	63 - Raymond O'NEILL

Promoted by Bishopscourt Racing Circuit

Orbits



# MASTERS R16-17-Bishopscourt Nat

## SUPERSPORT CUP / SUPERBIKE CUP

## Bishopscourt National 1.824 miles

R5: B Race One

20/08/2017 14:15

Race (8 Laps) started at 13:57:30

(63) Raymond O'NEILL			(106) Michael GILLAN			(96) Keith O'SULLIVAN			(18) Andrew IRVINE		
8	1:16.902	+0.983	7	1:23.711		1	1:40.792	+8.885	1	1:40.792	+8.885
1	1:21.627	+7.004	8	1:23.954	+0.243	2	1:31.907		2	1:31.907	
2	1:15.347	+0.724	1	1:23.728	+7.497	3	1:33.306	+1.399	3	1:33.306	+1.399
3	1:14.928	+0.305	2	1:17.059	+0.828	4	1:32.611	+0.704	4	1:32.611	+0.704
4	1:15.234	+0.611	3	1:16.231		1	1:34.164	+11.833	(18) Andrew IRVINE		
5	1:14.623		4	1:17.094	+0.863	2	1:24.422	+2.091	1	1:25.629	
6	1:15.195	+0.572	5	1:18.140	+1.909	3	1:22.345	+0.014	2	1:35.153	+9.524
7	1:14.907	+0.284	6	1:18.372	+2.141	4	1:24.034	+1.703			
8	1:16.076	+1.453	7	1:18.821	+2.590	5	1:22.331				
(156) Damien LYNCH			8	1:17.911	+1.680	6	1:22.989	+0.658			
1	1:23.547	+7.842	(91) John SHEARER			7	1:23.479	+1.148			
2	1:16.168	+0.463	1	1:28.918	+11.348	8	1:23.954	+1.623			
3	1:16.239	+0.534	2	1:18.163	+0.593	(11) John CAHILL					
4	1:15.705		3	1:17.576	+0.006	1	1:31.415	+8.407			
5	1:15.789	+0.084	4	1:17.570		2	1:24.246	+1.238			
6	1:16.886	+1.181	5	1:18.149	+0.579	3	1:23.080	+0.072			
7	1:17.911	+2.206	6	1:18.080	+0.510	4	1:23.008				
8	1:17.036	+1.331	7	1:18.453	+0.883	5	1:24.123	+1.115			
(70) Anthony DERRANE			8	1:18.517	+0.947	6	1:24.285	+1.277			
1	1:26.280	+10.949	(68) Hugh SMITH			7	1:24.053	+1.045			
2	1:17.179	+1.848	1	1:29.595	+10.223	8	1:23.850	+0.842			
3	1:16.039	+0.708	2	1:20.627	+1.255	(118) Mick WALSH					
4	1:15.919	+0.588	3	1:20.105	+0.733	1	1:35.087	+9.496			
5	1:17.398	+2.067	4	1:19.372		2	1:26.325	+0.734			
6	1:16.857	+1.526	5	1:20.801	+1.429	3	1:26.000	+0.409			
7	1:15.737	+0.406	6	1:21.594	+2.222	4	1:26.243	+0.652			
8	1:15.331		7	1:20.671	+1.299	5	1:25.913	+0.322			
(133) Robert TONER			8	1:21.059	+1.687	6	1:27.110	+1.519			
1	1:25.709	+9.081	(142) Adrian HERATY			7	1:25.591				
2	1:16.955	+0.327	1	1:33.393	+14.329	(229) Martyn HALFORD					
3	1:16.628		2	1:23.209	+4.145	1	1:37.643	+9.013			
4	1:16.821	+0.193	3	1:23.276	+4.212	2	1:28.630				
5	1:17.058	+0.430	4	1:24.247	+5.183	3	1:29.458	+0.828			
6	1:17.780	+1.152	5	1:21.878	+2.814	4	1:29.587	+0.957			
7	1:17.254	+0.626	6	1:22.197	+3.133	5	1:30.853	+2.223			
8	1:17.132	+0.504	7	1:19.768	+0.704	6	1:29.358	+0.728			
(108) Graeme SMALLWOODS			8	1:19.064		7	1:29.070	+0.440			
1	1:26.101	+10.182	(123) Alan FISHER			(164) Kevin LAVERY					
2	1:18.542	+2.623	1	1:28.849	+5.138	1	1:25.254	+8.747			
3	1:16.871	+0.952	2	1:24.032	+0.321	2	1:16.817	+0.310			
4	1:15.919		3	1:24.761	+1.050	3	1:16.507				
5	1:16.291	+0.372	4	1:23.899	+0.188	4	1:16.551	+0.044			
6	1:17.718	+1.799	5	1:23.823	+0.112	5	1:17.777	+1.270			
7	1:17.334	+1.415	6	1:24.515	+0.804	(104) Alan DUFFY					

Promoted by Bishopscourt Racing Circuit

Orbits

MCUI (Ulster Centre) Timing @ www.elaps-timing.com

Printed: 20/08/2017 14:10:07



Ride on Delta Seven

# MASTERS R16-17-Bishopscourt Nat

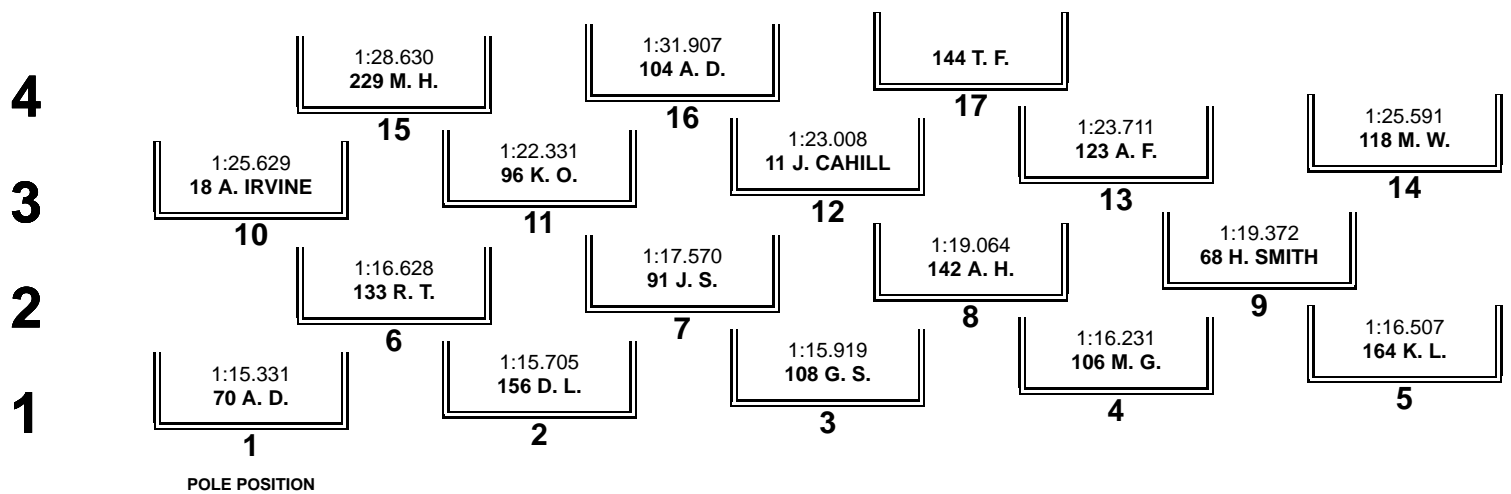
SUPERSPORT CUP / SUPERBIKE CUP

Bishopscourt National 1.824 miles

R11: B Race Two

20/08/2017 16:25

Race (8 Laps)



# MASTERS R16-17-Bishopscourt Nat

Sorted on Laps

SUPERSPORT CUP / SUPERBIKE CUP

Bishopscourt National 1.824 miles

R11: B Race Two

20/08/2017 16:25

Race (6 Laps) started at 15:52:48

Pos	Class	No.	Name	T	Machine	Sponsor	Laps	Total Tm	Diff	Gap	Avg. Speed	Best Tm	Best Speed	In Lap
<b>MSBcup</b>														
1	MSBcup	70	Anthony DERRANE		Kawasaki	AD Racing	7	9:05.648			84.239	1:15.842	86.580	5
2	MSBcup	108	Graeme SMALLWOODS		Honda		7	9:05.992	0.344	0.344	84.186	1:15.898	86.516	4
3	MSBcup	133	Robert TONER		Honda	Lisa's Fireblade	6	8:04.398	1 Lap	1 Lap	81.335	1:19.533	82.562	2
4	MSBcup	106	Michael GILLAN		Suzuki		6	8:16.164	1 Lap	11.766	79.406	1:20.255	81.819	3
5	MSBcup	11	John CAHILL		Suzuki 750		6	8:30.533	1 Lap	14.369	77.171	1:22.615	79.482	3
6	MSBcup	96	Keith O'SULLIVAN		Suzuki		6	8:31.520	1 Lap	0.987	77.022	1:22.221	79.863	4
7	MSBcup	118	Mick WALSH		Honda	Motocraft	6	8:36.193	1 Lap	4.673	76.325	1:24.305	77.889	2
Not classified														
DNF	MSBcup	123	Alan FISHER		BMW	Kiltorcan Raceway	5	7:39.589	DNF		71.438	1:24.253	77.937	2
DNF	MSBcup	91	John SHEARER		BMW	JSE Computing.com	2	2:45.038	DNF		79.574	1:18.183	83.988	2
<b>MSScup</b>														
1	MSScup	164	Kevin LAVERY		Honda	Moria MRC	6	8:04.076			81.389	1:18.314	83.847	3
2	MSScup	68	Hugh SMITH		Kawasaki		6	8:11.076	7.000	7.000	80.229	1:19.779	82.307	3
Not classified														
DNF	MSScup	156	Damien LYNCH		Yamaha		6	7:42.784	DNF		85.133	1:16.012	86.386	5
DNF	MSScup	142	Adrian HERATY		Yamaha		6	8:25.995	DNF		77.863	1:21.873	80.202	5
DNF	MSScup	229	Martyn HALFORD		Honda		2	3:31.275	DNF		62.160	1:36.459	68.075	1
DNS	MSScup	18	Andrew IRVINE		Suzuki	GSMCC		0.000	DNS		-	-	-	0
DNS	MSScup	104	Alan DUFFY		Yamaha			0.000	DNS		-	-	-	0
DNS	MSScup	144	Trevor FORAN		Yamaha			0.000	DNS		-	-	-	0

## Announcements

No 133 - TRANSPONDER NOT DETECTED  
Red flag after leaders completed 7 laps - result declared

Margin of Victory	Avg. Speed	Best Lap Tm	Best Speed	Best Lap by
0.344	84.239	1:15.842	86.580	70 - Anthony DERRANE

Promoted by Bishopscourt Racing Circuit

Orbits



# MASTERS R16-17-Bishopscourt Nat

SUPERSPORT CUP / SUPERBIKE CUP

Bishopscourt National 1.824 miles

R11: B Race Two

20/08/2017 16:25

Race (6 Laps) started at 15:52:48

(70) Anthony DERRANE			(11) John CAHILL		
1	1:26.110	+10.268	1	1:33.506	+10.891
2	1:16.566	+0.724	2	1:25.109	+2.494
3	1:16.528	+0.686	3	1:22.615	
4	1:16.132	+0.290	4	1:22.841	+0.226
5	1:15.842		5	1:23.393	+0.778
6	1:16.116	+0.274	6	1:23.069	+0.454
7	1:18.354	+2.512			

(91) John SHEARER		
1	1:26.855	+8.672
2	1:18.183	

(229) Martyn HALFORD		
1	1:36.459	
2	1:54.816	+18.357

(108) Graeme SMALLWOODS			(96) Keith O'SULLIVAN		
1	1:22.941	+7.043	1	1:34.361	+12.140
2	1:16.332	+0.434	2	1:24.792	+2.571
3	1:16.083	+0.185	3	1:23.660	+1.459
4	1:15.898		4	1:22.221	
5	1:16.286	+0.388	5	1:23.367	+1.146
6	1:16.241	+0.343	6	1:23.099	+0.878
7	1:22.211	+6.313			

(164) Kevin LAVERY			(118) Mick WALSH		
1	1:26.143	+7.829	1	1:30.022	+5.717
2	1:18.327	+0.013	2	1:24.305	
3	1:18.314		3	1:24.513	+0.208
4	1:18.861	+0.547	4	1:24.912	+0.607
5	1:21.740	+3.426	5	1:26.432	+2.127
6	1:20.691	+2.377	6	1:26.009	+1.704

(133) Robert TONER			(156) Damien LYNCH		
1	1:24.180	+4.647	1	1:21.395	+5.383
2	1:19.533		2	1:16.187	+0.175
3	1:19.766	+0.233	3	1:16.506	+0.494
4	1:19.641	+0.108	4	1:16.306	+0.294
5	1:20.266	+0.733	5	1:16.012	
6	1:21.012	+1.479	6	1:16.378	+0.366

(68) Hugh SMITH			(142) Adrian HERATY		
1	1:27.941	+8.162	1	1:32.911	+11.038
2	1:19.780	+0.001	2	1:23.468	+1.595
3	1:19.779		3	1:23.525	+1.652
4	1:20.641	+0.862	4	1:22.156	+0.283
5	1:21.678	+1.899	5	1:21.873	
6	1:21.257	+1.478	6	1:22.062	+0.189

(106) Michael GILLAN			(123) Alan FISHER		
1	1:23.593	+3.338	1	1:34.034	+9.781
2	1:20.907	+0.652	2	1:24.253	
3	1:20.255		3	1:26.483	+2.230
4	1:22.782	+2.527	4	1:27.198	+2.945
5	1:23.284	+3.029	5	1:47.621	+23.368

Promoted by Bishopscourt Racing Circuit

Orbits

MCUI (Ulster Centre) Timing @ www.elaps-timing.com



Ride on Delta Seven

Printed: 20/08/2017 16:06:37