




*Irish Superbike Championship*

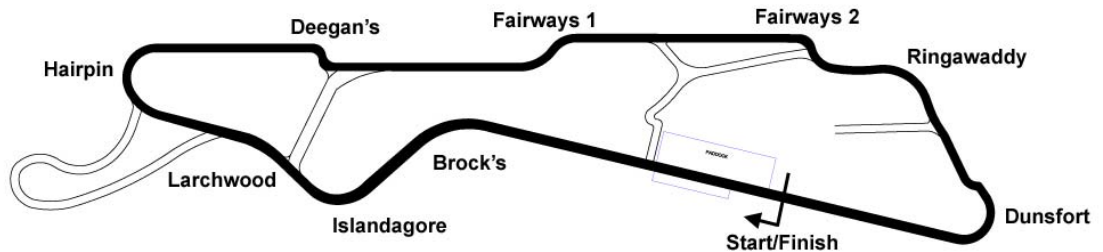
**Neil Robinson Memorial Races**  
**at Bishopscourt**  
**Saturday 8<sup>th</sup> & Sunday 9<sup>th</sup> July 2017**

promoted by  
**Mid Antrim 150 Club**  
[www.midantrim150.co.uk](http://www.midantrim150.co.uk)

**Nutt**  
**Travel**  
.com  
**SUPERSPORT**



# Bishopscourt National Circuit 1.824 miles



## LAP RECORDS

Class	Rider	Machine	m	s	mph	Date
Young Guns Challenge	Aaron Clifford	Aprilia 125	1	22.864	79.243	20-07-13
Junior Cup	Sam Laffins	Kawasaki 300	1	21.815	80.259	21-10-16
125cc GP	Nigel Percy	Honda	1	13.913	88.840	21-10-07
Moto 3	Richard Kerr	KTM 250	1	13.640	89.169	22-10-16
250cc GP	Mark Hanna	Honda	1	11.963	91.247	16-10-10
Lightweight Supersport	Kirk Dickey	Kawasaki 400	1	15.427	87.056	18-04-15
Production Twin	Eunan McGlinchey	Suzuki 650	1	14.020	88.711	20-05-17
SuperTwin	Glenn Irwin	Kawasaki 650	1	11.293	92.104	25-10-14
Pre-Injection	Steven Titterington	Yamaha 600	1	11.917	91.305	19-09-15
Supersport	Glenn Irwin	Kawasaki	1	07.474	97.317	25-10-14
Supersport Cup	Korie McGreevy	Triumph 675	1	10.281	93.431	25-10-14
Superbike	Christian Iddon	BMW	1	05.223	100.676	22-10-16
Superbike Cup	Richard Rea	Honda	1	10.095	93.679	13-06-09
Formula One Era Superbike	Chris Campbell	Kawasaki 750	1	12.112	91.058	17-09-16
Sidecar	Tim Reeves	LCR Kawasaki	1	10.032	93.763	25-10-14
	Lee Watson					
Classic 250cc	Brian Mateer	Suzuki	1	27.365	75.161	15-04-17
Classic 350cc	James Conroy	Honda	1	23.114	79.005	15-04-17
Classic 500cc	Alex Conroy	Honda	1	24.275	77.916	19-04-14
Classic 1000cc	Brian Rapple	Weslake 850	1	24.839	77.398	23-08-08
Forgotten Era 250cc	Barry Davidson	Yamaha	1	18.628	83.512	15-04-17
Forgotten Era 350cc	Stanley Gamble	Yamaha	1	18.821	83.308	22-09-12



**2&4**  
WHEEL MOTORSPORT  
STEERING GROUP LTD.

MCUI (Ulster Centre) www.mcui-uc.org.uk



# NEIL ROBINSON MEMORIAL RACES

**IRISH CHAMPIONSHIP R7 - Bishopscourt Nat**

**Sorted on best lap time**

**SUPERSPORT**

**Bishopscourt National 1.824 miles**

**Pro Qualifying**

**08/07/2017 09:24**

**Practice started at 9:51:26**

Pos	Class	No.	Name	T	Make	Sponsor	Best Tm	Diff	Gap	Best Speed	In Lap	Laps	2nd Best
1	ISS	61	Ross PATTERSON		Kawasaki	Kingsbury Packaging	1:08.894			95.312	6	6	1:09.441
2	ISS	57	Korie McGREEVY		Triumph 675	Century Racing by IMR	1:08.967	0.073	0.073	95.211	9	9	1:09.393
3	ISS	38	Jason LYNN		Suzuki	Walter Bell	1:09.032	0.138	0.065	95.121	9	9	1:09.313
4	ISS	41	Robert KENNEDY		Yamaha	Team Sandown	1:09.254	0.360	0.222	94.816	9	9	1:09.804
5	ISS	19	Aaron CLIFFORD		Kawasaki	Kingsbury Packaging	1:09.287	0.393	0.033	94.771	8	8	1:09.747
6	ISS	8	Christian ELKIN		Kawasaki	Bob Wylie Racing	1:10.302	1.408	1.015	93.403	5	8	1:10.584
7	ISS	89	Mark CONLIN		Triumph 675	G/hirk Tyres/Kilmore Farm	1:10.465	1.571	0.163	93.187	6	8	1:10.806
8	ISS	21	Aaron ARMSTRONG		Triumph 675	Hunky Dory	1:11.797	2.903	1.332	91.458	5	8	1:11.950
9	ISS	101	Derek CRAIG		Yamaha		1:13.080	4.186	1.283	89.852	6	8	1:13.134
10	ISS	39	Kirk DICKEY		Suzuki		1:13.155	4.261	0.075	89.760	5	7	1:13.470
11	ISS	94	Darren KEYS		Suzuki	Keys Racing	1:13.209	4.315	0.054	89.694	6	8	1:13.331
12	ISS	48	Ian McCALLISTER		Yamaha	Automoto Used Car Sales	1:14.345	5.451	1.136	88.323	4	8	1:14.679
13	ISS	1	Steven TITTERINGTON		Yamaha		1:14.720	5.826	0.375	87.880	4	8	1:14.763
14	ISS	28	Aaron McBRIDE		Kawasaki		1:16.212	7.318	1.492	86.160	2	4	1:29.727
15	ISScup	127	Andy DONALD		Kawasaki		1:25.137	16.243	8.925	77.127	3	6	1:26.079
16	ISS	93	Paul CRANSTON		Honda	P & J Fuel Haulage				-	1	1	

**Announcements**

Weather: Sunny / Track: Dry

Promoted by Mid-Antrim 150 Club

Orbits

Provisional result to be confirmed by the Stewards of the Meeting subject to the completion of technical inspections and the time limit for protests  
MCUI (Ulster Centre) Timing @ www.elaps-timing.com



**Ride on  
Delta  
Seven**



# NEIL ROBINSON MEMORIAL RACES

## IRISH CHAMPIONSHIP R7 - Bishopscourt Nat

SUPERSPORT

Bishopscourt National 1.824 miles

Pro Qualifying

08/07/2017 09:24

Practice started at 9:51:26

(61) Ross PATTERSON	7	1:09.747	+0.460	6	1:13.470	+0.315
	8	1:09.287		7	1:14.996	+1.841
1						
2	1:10.418	+1.524				
3	1:11.652	+2.758				
4	1:10.879	+1.985				
5	1:09.441	+0.547				
6	1:08.894					
(57) Korie McGREEVY				(8) Christian ELKIN		
1				1		
2	1:10.243	+1.276		2	1:13.127	+2.825
3	1:29.861	+20.894		3	6:52.969	+5:42.667
4	5:09.301	+4:00.334		4	1:11.866	+1.564
5	1:12.574	+3.607		5	1:10.302	
6	1:10.503	+1.536		6	1:10.584	+0.282
7	1:12.009	+3.042		7	1:13.835	+3.533
8	1:09.393	+0.426		8	1:11.343	+1.041
9	1:08.967					
(38) Jason LYNN				(89) Mark CONLIN		
1				1		
2	1:10.555	+1.523		2	1:13.610	+3.145
3	1:26.811	+17.779		3	6:07.603	+4:57.138
4	5:52.828	+4:43.796		4	1:10.806	+0.341
5	1:10.199	+1.167		5	1:11.266	+0.801
6	1:09.313	+0.281		6	1:10.465	
7	1:13.132	+4.100		7	1:12.615	+2.150
8	1:11.001	+1.969		8	1:10.870	+0.405
9	1:09.032					
(41) Robert KENNEDY				(21) Aaron ARMSTRONG		
1				1		
2	1:11.216	+1.962		2	1:13.747	+1.950
3	18.060	-51.194		3	7:13.921	+6:02.124
4	6:55.118	+5:45.864		4	1:12.313	+0.516
5	1:12.330	+3.076		5	1:11.797	
6	1:10.795	+1.541		6	1:11.950	+0.153
7	1:09.979	+0.725		7	1:18.186	+6.389
8	1:09.804	+0.550		8	1:13.983	+2.186
9	1:09.254					
(19) Aaron CLIFFORD				(101) Derek CRAIG		
1				1		
2	1:11.803	+2.516		2	1:35.488	+22.408
3	6:41.188	+5:31.901		3	5:55.215	+4:42.135
4	1:10.126	+0.839		4	1:15.172	+2.092
5	1:09.794	+0.507		5	1:13.693	+0.613
6	1:09.756	+0.469		6	1:13.080	
				7	1:13.134	+0.054
				8	1:13.640	+0.560
				(28) Aaron McBRIDE		
				1		
				2	1:16.212	
				3	1:29.727	+13.515
				4	4:59.147	+3:42.935
				(127) Andy DONALD		
				1		
				2	6:50.689	+5:25.552
				3	1:25.137	
				4	1:26.079	+0.942
				5	1:27.642	+2.505
				6	1:27.368	+2.231
				(93) Paul CRANSTON		
				1		

Promoted by Mid-Antrim 150 Club

Orbits

Provisional result to be confirmed by the Stewards of the Meeting subject to the completion of technical inspections and the time limit for protests  
MCUI (Ulster Centre) Timing @ www.elaps-timing.com



Ride on Delta Seven



# NEIL ROBINSON MEMORIAL RACES

## IRISH CHAMPIONSHIP R7 - Bishopscourt Nat

Sorted on best lap time

### SUPERSPORT CUP

Bishopscourt National 1.824 miles

### Cup Qualifying

08/07/2017 09:36

Practice started at 10:09:43

Pos	Class	No.	Name	T	Make	Sponsor	Best Tm	Diff	Gap	Best Speed	In Lap	Laps	2nd Best
1	ISScup	221	Eunan McGLINCHEY		Suzuki		1:12.009			91.189	7	8	1:12.551
2	ISScup	70	Kia McGREEVY		Honda	McLaughlin Racing	1:12.990	0.981	0.981	89.963	4	8	1:13.583
3	ISScup	27	Stephen MONTGOMERY		Yamaha	SM Electrical	1:14.642	2.633	1.652	87.972	6	8	1:14.830
4	ISScup	40	Jaimie REA		Triumph 675	Rea Racing	1:14.760	2.751	0.118	87.833	6	8	1:16.761
5	ISScup	50	Kyle CROSS		Yamaha		1:14.900	2.891	0.140	87.669	8	8	1:14.946
6	ISScup	58	Gary WINTERS		Yamaha		1:15.146	3.137	0.246	87.382	4	7	1:16.335
7	ISScup	121	Eoin COLLINS		Kawasaki	Collins Racing	1:16.195	4.186	1.049	86.179	4	7	1:16.358
8	ISScup	74	Dylan LEONARD		Yamaha		1:16.258	4.249	0.063	86.108	7	8	1:16.676
9	ISScup	20	Sam LYONS		Yamaha	Carryduff Forklift	1:16.439	4.430	0.181	85.904	5	8	1:17.150
10	ISScup	64	Daniel McCLEAN		Yamaha		1:16.725	4.716	0.286	85.584	4	7	1:17.267
11	ISScup	181	Andrew IRVINE		Suzuki	GSMCC	1:16.890	4.881	0.165	85.400	5	8	1:17.297
12	ISScup	167	Jack WARING		Yamaha		1:17.390	5.381	0.500	84.848	7	8	1:18.359
13	ISScup	12	Alan ARMSTRONG		Triumph 675		1:17.515	5.506	0.125	84.711	6	8	1:17.792
14	ISScup	160	Wayne NICHOLSON		Yamaha		1:18.228	6.219	0.713	83.939	7	7	1:18.282
15	ISScup	120	Gary WRIGHT		Suzuki		1:18.464	6.455	0.236	83.687	6	7	1:19.286
16	ISScup	76	Kyle WALSH		Yamaha		1:19.422	7.413	0.958	82.677	7	7	1:19.900
17	ISScup	30	Dave LIDDY		Yamaha	DFR	1:19.776	7.767	0.354	82.310	6	7	1:20.150
18	ISScup	185	Bryan MOORE		Triumph 675	Bob Wylie Racing	1:19.878	7.869	0.102	82.205	7	7	1:19.975
19	ISScup	131	Lee CHAMBERS		Yamaha		1:20.136	8.127	0.258	81.941	6	6	1:21.978
20	ISScup	151	Alan ELLIS		Suzuki		1:22.467	10.458	2.331	79.625	5	6	1:23.293
21	ISScup	164	Kevin LAVERY		Honda	Moria MRC	1:22.642	10.633	0.175	79.456	7	7	1:23.019
22	ISScup	142	Adrian HERATY		Yamaha		1:22.837	10.828	0.195	79.269	7	7	1:24.246
23	ISScup	46	Mark JOHNSON		Yamaha	MJ Racing	1:26.991	14.982	4.154	75.484	4	6	1:27.127
24	ISScup	145	Lee OSPREY		Kawasaki	DJR	3:46.189	2:34.180	:19.198	29.031	2	2	

### Announcements

Weather: Sunny / Track: Dry

Promoted by Mid-Antrim 150 Club

Orbits

Provisional result to be confirmed by the Stewards of the Meeting subject to the completion of technical inspections and the time limit for protests  
MCUI (Ulster Centre) Timing @ www.elaps-timing.com



Ride on  
Delta  
Seven



# NEIL ROBINSON MEMORIAL RACES

## IRISH CHAMPIONSHIP R7 - Bishopscourt Nat

### SUPERSPORT CUP

### Bishopscourt National 1.824 miles

### Cup Qualifying

08/07/2017 09:36

Practice started at 10:09:43

<b>(221) Eunan McGLINCHEY</b>			<b>8 [REDACTED] 1:14.900</b>			<b>(181) Andrew IRVINE</b>			<b>1</b>		
1			<b>(58) Gary WINTERS</b>			1			2	<b>1:24.424</b>	+5.002
2	<b>1:18.006</b>	+5.997	1			2	<b>1:19.826</b>	+2.936	3	<b>1:23.911</b>	+4.489
3	<b>1:14.484</b>	+2.475	2	<b>1:19.684</b>	+4.538	3	<b>1:18.675</b>	+1.785	4	<b>1:20.612</b>	+1.190
4	<b>1:13.247</b>	+1.238	3	<b>1:16.671</b>	+1.525	4	<b>1:18.855</b>	+1.965	5	<b>1:20.070</b>	+0.648
5	<b>1:19.140</b>	+7.131	4	<b>1:15.146</b>		5	<b>1:16.890</b>		6	<b>1:19.900</b>	+0.478
6	<b>1:13.530</b>	+1.521	5	<b>1:20.160</b>	+5.014	6	<b>1:17.297</b>	+0.407	7	<b>1:19.422</b>	
7	<b>1:12.009</b>		6	<b>1:16.866</b>	+1.720	7	<b>1:17.477</b>	+0.587	<b>(30) Dave LIDDY</b>		
8	<b>1:12.551</b>	+0.542	7	<b>1:16.335</b>	+1.189	8	<b>1:19.780</b>	+2.890	1		
<b>(70) Kia McGREEVY</b>			<b>(121) Eoin COLLINS</b>			<b>(167) Jack WARING</b>			2 <b>1:22.477</b> +2.701		
1			1			1			3	<b>1:21.578</b>	+1.802
2	<b>1:14.707</b>	+1.717	2	<b>1:17.952</b>	+1.757	2	<b>1:21.876</b>	+4.486	4	<b>1:20.619</b>	+0.843
3	<b>1:14.503</b>	+1.513	3	<b>1:18.684</b>	+2.489	3	<b>1:18.653</b>	+1.263	5	<b>1:21.143</b>	+1.367
4	<b>1:12.990</b>		4	<b>1:16.195</b>		4	<b>1:19.789</b>	+2.399	6	<b>1:19.776</b>	
5	<b>1:13.583</b>	+0.593	5	<b>1:16.358</b>	+0.163	5	<b>1:19.090</b>	+1.700	7	<b>1:20.150</b>	+0.374
6	<b>1:14.091</b>	+1.101	6	<b>1:16.456</b>	+0.261	6	<b>1:20.370</b>	+2.980	<b>(185) Bryan MOORE</b>		
7	<b>1:20.031</b>	+7.041	7	<b>1:17.955</b>	+1.760	7	<b>1:17.390</b>		1		
8	<b>1:15.147</b>	+2.157	<b>(74) Dylan LEONARD</b>			<b>(12) Alan ARMSTRONG</b>			2	<b>1:22.743</b>	+2.865
<b>(27) Stephen MONTGOMERY</b>			1			1			3	<b>1:23.262</b>	+3.384
1			2	<b>1:23.348</b>	+7.090	2	<b>1:22.290</b>	+4.775	4	<b>1:20.917</b>	+1.039
2	<b>1:17.882</b>	+3.240	3	<b>1:19.222</b>	+2.964	3	<b>1:19.534</b>	+2.019	5	<b>1:21.471</b>	+1.593
3	<b>1:16.958</b>	+2.316	4	<b>1:17.902</b>	+1.644	4	<b>1:19.809</b>	+2.294	6	<b>1:19.975</b>	+0.097
4	<b>1:14.830</b>	+0.188	5	<b>1:17.357</b>	+1.099	5	<b>1:17.792</b>	+0.277	7	<b>1:19.878</b>	
5	<b>1:16.960</b>	+2.318	6	<b>1:16.676</b>	+0.418	6	<b>1:17.515</b>		<b>(131) Lee CHAMBERS</b>		
6	<b>1:14.642</b>		7	<b>1:16.258</b>		7	<b>1:18.248</b>	+0.733	1		
7	<b>1:17.644</b>	+3.002	8	<b>1:17.131</b>	+0.873	8	<b>1:46.484</b>	+28.969	2	<b>1:24.386</b>	+4.250
8	<b>1:18.788</b>	+4.146	<b>(20) Sam LYONS</b>			<b>(160) Wayne NICHOLSON</b>			3	<b>1:22.236</b>	+2.100
<b>(40) Jaimie REA</b>			1			1			4	<b>1:22.874</b>	+2.738
1			2	<b>1:20.524</b>	+4.085	2	<b>1:25.422</b>	+7.194	5	<b>1:21.978</b>	+1.842
2	<b>1:19.466</b>	+4.706	3	<b>1:17.294</b>	+0.855	3	<b>1:23.415</b>	+5.187	6	<b>1:20.136</b>	
3	<b>1:17.220</b>	+2.460	4	<b>1:18.777</b>	+2.338	4	<b>1:23.440</b>	+5.212	<b>(151) Alan ELLIS</b>		
4	<b>1:17.289</b>	+2.529	5	<b>1:16.439</b>		5	<b>1:18.965</b>	+0.737	1		
5	<b>1:16.761</b>	+2.001	6	<b>1:17.150</b>	+0.711	6	<b>1:18.282</b>	+0.054	2	<b>1:26.309</b>	+3.842
6	<b>1:14.760</b>		7	<b>1:18.856</b>	+2.417	7	<b>1:18.228</b>		3	<b>1:26.422</b>	+3.955
7	<b>1:17.259</b>	+2.499	8	<b>1:19.208</b>	+2.769	<b>(120) Gary WRIGHT</b>			4	<b>1:23.293</b>	+0.826
8	<b>1:17.406</b>	+2.646	<b>(64) Daniel McCLEAN</b>			1			5	<b>1:22.467</b>	
<b>(50) Kyle CROSS</b>			1			2	<b>1:20.686</b>	+2.222	6	<b>1:23.901</b>	+1.434
1			2	<b>1:21.177</b>	+4.452	3	<b>1:19.800</b>	+1.336	<b>(164) Kevin LAVERY</b>		
2	<b>1:16.878</b>	+1.978	3	<b>1:18.761</b>	+2.036	4	<b>1:19.960</b>	+1.496	1		
3	<b>1:16.491</b>	+1.591	4	<b>1:16.725</b>		5	<b>1:19.286</b>	+0.822	2	<b>1:26.812</b>	+4.170
4	<b>1:16.522</b>	+1.622	5	<b>1:17.410</b>	+0.685	6	<b>1:18.464</b>		3	<b>1:25.267</b>	+2.625
5	<b>1:15.301</b>	+0.401	6	<b>1:17.533</b>	+0.808	7	<b>1:20.518</b>	+2.054	4	<b>1:23.287</b>	+0.645
6	<b>1:14.946</b>	+0.046	7	<b>1:17.267</b>	+0.542	<b>(76) Kyle WALSH</b>			5	<b>1:23.563</b>	+0.921
7	<b>1:16.164</b>	+1.264				1			6	<b>1:23.019</b>	+0.377

Promoted by Mid-Antrim 150 Club

Provisional result to be confirmed by the Stewards of the Meeting subject to the completion of technical inspections and the time limit for protests  
MCUI (Ulster Centre) Timing @ www.elaps-timing.com



Ride on Delta Seven



**2&4**  
WHEEL MOTORSPORT  
STEERING GROUP LTD.



MCUI (Ulster Centre) www.mcui-uc.org.uk



# NEIL ROBINSON MEMORIAL RACES

## IRISH CHAMPIONSHIP R7 - Bishopscourt Nat

**SUPERSPORT CUP**

**Bishopscourt National 1.824 miles**

**Cup Qualifying**

**08/07/2017 09:36**

**Practice started at 10:09:43**

7 **1:22.642**

(142) Adrian HERATY

1		
2	<b>1:25.898</b>	+3.061
3	<b>1:24.246</b>	+1.409
4	<b>1:27.353</b>	+4.516
5	<b>1:25.595</b>	+2.758
6	<b>1:24.703</b>	+1.866
7	<b>1:22.837</b>	

(46) Mark JOHNSON

1		
2	<b>1:29.245</b>	+2.254
3	<b>1:27.127</b>	+0.136
4	<b>1:26.991</b>	
5	<b>1:28.797</b>	+1.806
6	<b>1:29.147</b>	+2.156

(145) Lee OSPREY

1		
2	<b>3:46.189</b>	

Promoted by Mid-Antrim 150 Club

Provisional result to be confirmed by the Stewards of the Meeting subject to the completion of technical inspections and the time limit for protests  
MCUI (Ulster Centre) Timing @ www.elaps-timing.com

Printed: 08/07/2017 10:25:46

Orbits



**Ride on  
Delta  
Seven**





# NEIL ROBINSON MEMORIAL RACES

## IRISH CHAMPIONSHIP R7 - Bishopscourt Nat

### SUPERSPORT

### Bishopscourt National 1.824 miles

### SUPERSPORT COMBINED QUALIFYING

Pos	Class	No.	Name	T	Make	Sponsor	Overall BestTm	Diff	Gap	R1. Best Tm	R2. Best Tm	2nd Overall Time
1	ISS	61	Ross PATTERSON		Kawasaki	Kingsbury Packaging	1:08.894			1:08.894		1:09.441
2	ISS	57	Korie MCGREEVY		Triumph 675	Century Racing by IMR	1:08.967	0.073	0.073	1:08.967		1:09.393
3	ISS	38	Jason LYNN		Suzuki	Walter Bell	1:09.032	0.138	0.065	1:09.032		1:09.313
4	ISS	41	Robert KENNEDY		Yamaha	Team Sandown	1:09.254	0.360	0.222	1:09.254		1:09.804
5	ISS	19	Aaron CLIFFORD		Kawasaki	Kingsbury Packaging	1:09.287	0.393	0.033	1:09.287		1:09.747
6	ISS	8	Christian ELKIN		Kawasaki	Bob Wylie Racing	1:10.302	1.408	1.015	1:10.302		1:10.584
7	ISS	89	Mark CONLIN		Triumph 675	G/hirk Tyres/Kilmore Farm	1:10.465	1.571	0.163	1:10.465		1:10.806
8	ISS	21	Aaron ARMSTRONG		Triumph 675	Hunky Dory	1:11.797	2.903	1.332	1:11.797		1:11.950
9	ISScup	221	Eunan MCGLINCHY		Suzuki		1:12.009	3.115	0.212		1:12.009	1:12.551
10	ISScup	70	Kia MCGREEVY		Honda	McLaughlin Racing	1:12.990	4.096	0.981		1:12.990	1:13.583
11	ISS	101	Derek CRAIG		Yamaha		1:13.080	4.186	0.090	1:13.080		1:13.134
12	ISS	39	Kirk DICKEY		Suzuki		1:13.155	4.261	0.075	1:13.155		1:13.470
13	ISS	94	Darren KEYS		Suzuki	Keys Racing	1:13.209	4.315	0.054	1:13.209		1:13.331
14	ISS	48	Ian McCALLISTER		Yamaha	Automoto Used Car Sales	1:14.345	5.451	1.136	1:14.345		1:14.679
15	ISScup	27	Stephen MONTGOMERY		Yamaha	SM Electrical	1:14.642	5.748	0.297		1:14.642	1:14.830
16	ISS	1	Steven TITTERINGTON		Yamaha		1:14.720	5.826	0.078	1:14.720		1:14.763
17	ISScup	40	Jaimie REA		Triumph 675	Rea Racing	1:14.760	5.866	0.040		1:14.760	1:16.761
18	ISScup	50	Kyle CROSS		Yamaha		1:14.900	6.006	0.140		1:14.900	1:14.946
19	ISScup	58	Gary WINTERS		Yamaha		1:15.146	6.252	0.246		1:15.146	1:16.335
20	ISScup	121	Eoin COLLINS		Kawasaki	Collins Racing	1:16.195	7.301	1.049		1:16.195	1:16.358
21	ISS	28	Aaron McBRIDE		Kawasaki		1:16.212	7.318	0.017	1:16.212		1:29.727
22	ISScup	74	Dylan LEONARD		Yamaha		1:16.258	7.364	0.046		1:16.258	1:16.676
23	ISScup	20	Sam LYONS		Yamaha	Carryduff Forklift	1:16.439	7.545	0.181		1:16.439	1:17.150
24	ISScup	64	Daniel McCLEAN		Yamaha		1:16.725	7.831	0.286		1:16.725	1:17.267
25	ISScup	181	Andrew IRVINE		Suzuki	GSMCC	1:16.890	7.996	0.165		1:16.890	1:17.297
26	ISScup	167	Jack WARING		Yamaha		1:17.390	8.496	0.500		1:17.390	1:18.359
27	ISScup	12	Alan ARMSTRONG		Triumph 675		1:17.515	8.621	0.125		1:17.515	1:17.792
28	ISS	93	Paul CRANSTON		Honda	P & J Fuel Haulage						
29	ISScup	160	Wayne NICHOLSON		Yamaha		1:18.228	9.334	0.713		1:18.228	1:18.282
30	ISScup	120	Gary WRIGHT		Suzuki		1:18.464	9.570	0.236		1:18.464	1:19.286
31	ISScup	76	Kyle WALSH		Yamaha		1:19.422	10.528	0.958		1:19.422	1:19.900
32	ISScup	30	Dave LIDDY		Yamaha	DFR	1:19.776	10.882	0.354		1:19.776	1:20.150
33	ISScup	185	Bryan MOORE		Triumph 675	Bob Wylie Racing	1:19.878	10.984	0.102		1:19.878	1:19.975
34	ISScup	131	Lee CHAMBERS		Yamaha		1:20.136	11.242	0.258		1:20.136	1:21.978
35	ISScup	151	Alan ELLIS		Suzuki		1:22.467	13.573	2.331		1:22.467	1:23.293
36	ISScup	164	Kevin LAVERY		Honda	Moria MRC	1:22.642	13.748	0.175		1:22.642	1:23.019
37	ISScup	142	Adrian HERATY		Yamaha		1:22.837	13.943	0.195		1:22.837	1:24.246
38	ISScup	127	Andy DONALD		Kawasaki		1:25.137	16.243	2.300	1:25.137		1:26.079
39	ISScup	46	Mark JOHNSON		Yamaha	MJ Racing	1:26.991	18.097	1.854		1:26.991	1:27.127
40	ISScup	145	Lee OSPREY		Kawasaki	DJR	3:46.189	2:37.295	2:19.198		3:46.189	

Pos 1-28 to Pro Race, Pos 1-40 to B race - SATURDAY ONLY - SEPARATE PRO & CUP RACES ON SUNDAY

Short Name

Short Name

- R1. SUPERSPORT - Pro Qualifying
- R2. SUPERSPORT CUP - Cup Qualifying

Promoted by Mid-Antrim 150 Club

Orbits

Provisional result to be confirmed by the Stewards of the Meeting subject to the completion of technical inspections and the time limit for protests  
 MCUI (Ulster Centre) Timing @ www.elaps-timing.com



Ride on  
Delta  
Seven



# NEIL ROBINSON MEMORIAL RACES

## IRISH CHAMPIONSHIP R7 - Bishopscourt Nat

SUPERSPORT

Bishopscourt National 1.824 miles

R3: Nutt Travel Race One with Avon Tyres

08/07/2017 11:30

Race (7 Laps)

7	93 P. C. A				
6		1:16.725 64 D. M. A	1:16.890 181 A. I. B	1:17.390 167 J. W. C	1:17.515 12 A. A. D
5	1:15.146 58 G. W. A	1:16.195 121 E. C. B	1:16.212 28 A. M. C	1:16.258 74 D. L. D	1:16.439 20 S. LYONS E
4		1:14.642 27 S. M. A	1:14.720 1 S. T. B	1:14.760 40 J. REA C	1:14.900 50 K. C. D
3	1:12.990 70 K. M. A	1:13.080 101 D. C. B	1:13.155 39 K. D. C	1:13.209 94 D. KEYS D	1:14.345 48 I. M. E
2		1:10.302 8 C. ELKIN A	1:10.465 89 M. C. B	1:11.797 21 A. A. C	1:12.009 221 E. M. D
1	1:08.894 61 R. P. A	1:08.967 57 K. M. B	1:09.032 38 J. LYNN C	1:09.254 41 R. K. D	1:09.287 19 A. C. E

POLE POSITION



Promoted by Mid-Antrim 150 Club

Orbits

Provisional result to be confirmed by the Stewards of the Meeting subject to the completion of technical inspections and the time limit for protests  
MCUI (Ulster Centre) Timing @ www.elaps-timing.com



Ride on  
Delta  
Seven



# NEIL ROBINSON MEMORIAL RACES

## IRISH CHAMPIONSHIP R7 - Bishopscourt Nat

Sorted on Laps

### SUPERSPORT

Bishopscourt National 1.824 miles

R3: Nutt Travel Race One with Avon Tyres

08/07/2017 11:30

Race (7 Laps) started at 12:30:07

Pos	Class	No.	Name	T	Make	Sponsor	Laps	Total Tm	Diff	Gap	Avg. Speed	Best Tm	Best Speed	In Lap
1	ISS	57	Korie McGREEVY		Triumph 675	Century Racing by IMR	7	8:11.257			93.566	1:08.920	95.276	5
2	ISS	61	Ross PATTERSON		Kawasaki	Kingsbury Packaging	7	8:11.372	0.115	0.115	93.544	1:08.952	95.231	5
3	ISS	38	Jason LYNN		Suzuki	Walter Bell	7	8:11.597	0.340	0.225	93.501	1:08.936	95.254	5
4	ISS	8	Christian ELKIN		Kawasaki	Bob Wylie Racing	7	8:23.203	11.946	11.606	91.344	1:09.722	94.180	7
5	ISS	89	Mark CONLIN		Triumph 675	G/hirk Tyres/Kilmore Farm	7	8:24.211	12.954	1.008	91.162	1:10.315	93.385	7
6	ISS	21	Aaron ARMSTRONG		Triumph 675	Hunky Dory	7	8:25.765	14.508	1.554	90.882	1:10.968	92.526	7
7	ISScup	221	Eunan McGLINCHEY		Suzuki		7	8:25.988	14.731	0.223	90.842	1:10.807	92.737	7
8	ISScup	70	Kia McGREEVY		Honda	McLaughlin Racing	7	8:28.639	17.382	2.651	90.368	1:11.141	92.301	3
9	ISS	39	Kirk DICKEY		Suzuki		7	8:34.444	23.187	5.805	89.349	1:11.395	91.973	7
10	ISS	94	Darren KEYS		Suzuki	Keys Racing	7	8:34.677	23.420	0.233	89.308	1:11.310	92.082	7
11	ISS	28	Aaron McBRIDE		Kawasaki		7	8:37.335	26.078	2.658	88.849	1:11.768	91.495	5
12	ISS	101	Derek CRAIG		Yamaha		7	8:39.337	28.080	2.002	88.507	1:12.046	91.142	5
13	ISS	1	Steven TITTERINGTON		Yamaha		7	8:45.900	34.643	6.563	87.402	1:13.370	89.497	7
14	ISScup	40	Jaimie REA		Triumph 675	Rea Racing	7	8:47.609	36.352	1.709	87.119	1:13.362	89.507	3
15	ISScup	50	Kyle CROSS		Yamaha		7	8:47.836	36.579	0.227	87.082	1:13.370	89.497	3
16	ISS	48	Ian McCALLISTER		Yamaha	Automoto Used Car Sales	7	8:51.897	40.640	4.061	86.417	1:13.626	89.186	6
17	ISScup	121	Eoin COLLINS		Kawasaki	Collins Racing	7	8:54.831	43.574	2.934	85.943	1:14.733	87.865	3
18	ISScup	27	Stephen MONTGOMERY		Yamaha	SM Electrical	7	8:55.687	44.430	0.856	85.805	1:14.173	88.528	5
19	ISScup	167	Jack WARING		Yamaha		7	9:02.228	50.971	6.541	84.770	1:15.646	86.804	3
20	ISScup	74	Dylan LEONARD		Yamaha		7	9:02.801	51.544	0.573	84.681	1:15.226	87.289	3
21	ISScup	64	Daniel McCLEAN		Yamaha		7	9:03.176	51.919	0.375	84.622	1:14.546	88.085	3
22	ISScup	58	Gary WINTERS		Yamaha		7	9:03.371	52.114	0.195	84.592	1:15.163	87.362	5
23	ISScup	20	Sam LYONS		Yamaha	Carryduff Forklift	7	9:05.608	54.351	2.237	84.245	1:16.163	86.215	4
24	ISScup	12	Alan ARMSTRONG		Triumph 675		7	9:05.729	54.472	0.121	84.226	1:15.368	87.125	5
Not classified														
DNF	ISS	41	Robert KENNEDY		Yamaha	Team Sandown	2	2:27.497	DNF		89.038	1:09.835	94.027	2
DNF	ISScup	181	Andrew IRVINE		Suzuki	GSMCC	2	2:45.223	DNF		79.485	1:18.310	83.851	2
DNF	ISS	19	Aaron CLIFFORD		Kawasaki	Kingsbury Packaging	1	1:29.027	DNF		73.757	1:29.027	73.757	1
DNS	ISS	93	Paul CRANSTON		Honda	P & J Fuel Haulage		0.000	DNS		-	-	-	0

### Announcements

ISS 90% = 84.209. ISScup 90% = 81.758

Weather: Sunny / Track: Dry

Margin of Victory	Avg. Speed	Best Lap Tm	Best Speed	Best Lap by
0.115	93.566	1:08.920	95.276	57 - Korie McGREEVY

Promoted by Mid-Antrim 150 Club

Orbits

Provisional result to be confirmed by the Stewards of the Meeting subject to the completion of technical inspections and the time limit for protests

MCUI (Ulster Centre) Timing @ www.elaps-timing.com



Ride on Delta Seven

Printed: 08/07/2017 12:42:49



# NEIL ROBINSON MEMORIAL RACES

## IRISH CHAMPIONSHIP R7 - Bishopscourt Nat

SUPERSPORT

Bishopscourt National 1.824 miles

R3: Nutt Travel Race One with Avon Tyres

08/07/2017 11:30

Race (7 Laps) started at 12:30:07

Driver	Pos	Time	Diff	Driver	Pos	Time	Diff	Driver	Pos	Time	Diff
(57) Korie McGREEVY	1	1:15.121	+6.201	(101) Derek CRAIG	1	1:20.069	+8.023	(27) Stephen MONTGOMERY	1	1:24.701	+10.528
2	1:09.558	+0.638	2	1:13.118	+1.072	2	1:18.137	+3.964			
3	1:09.572	+0.652	3	1:12.959	+0.913	3	1:15.185	+1.012			
4	1:09.650	+0.730	4	1:13.748	+1.702	4	1:14.273	+0.100			
5	1:08.920		5	1:12.046		5	1:14.173				
6	1:09.162	+0.242	6	1:13.252	+1.206	6	1:14.910	+0.737			
7	1:09.274	+0.354	7	1:14.145	+2.099	7	1:14.308	+0.135			
(61) Ross PATTERSON	1	1:15.066	+6.114	(1) Steven TITTERINGTON	1	1:22.743	+9.373	(167) Jack WARING	1	1:25.626	+9.980
2	1:09.855	+0.903	2	1:14.995	+1.625	2	1:17.077	+1.431			
3	1:09.289	+0.337	3	1:13.921	+0.551	3	1:15.646				
4	1:09.619	+0.667	4	1:13.572	+0.202	4	1:16.142	+0.496			
5	1:08.952		5	1:13.882	+0.512	5	1:15.831	+0.185			
6	1:09.407	+0.455	6	1:13.417	+0.047	6	1:15.801	+0.155			
7	1:09.184	+0.232	7	1:13.370		7	1:16.105	+0.459			
(38) Jason LYNN	1	1:15.732	+6.796	(40) Jaimie REA	1	1:22.529	+9.167	(74) Dylan LEONARD	1	1:25.138	+9.912
2	1:09.473	+0.537	2	1:15.055	+1.693	2	1:18.662	+3.436			
3	1:09.411	+0.475	3	1:13.362		3	1:15.226				
4	1:09.624	+0.688	4	1:14.047	+0.685	4	1:16.408	+1.182			
5	1:08.936		5	1:14.191	+0.829	5	1:15.883	+0.657			
6	1:09.256	+0.320	6	1:14.506	+1.144	6	1:15.354	+0.128			
7	1:09.165	+0.229	7	1:13.919	+0.557	7	1:16.130	+0.904			
(8) Christian ELKIN	1	1:20.200	+10.478	(39) Kirk DICKEY	1	1:21.407	+10.012	(64) Daniel McCLEAN	1	1:27.532	+12.986
2	1:10.718	+0.996	2	1:12.338	+0.943	2	1:17.492	+2.946			
3	1:11.308	+1.586	3	1:12.609	+1.214	3	1:14.546				
4	1:10.645	+0.923	4	1:12.931	+1.536	4	1:16.508	+1.962			
5	1:10.193	+0.471	5	1:11.822	+0.427	5	1:15.561	+1.015			
6	1:10.417	+0.695	6	1:11.942	+0.547	6	1:15.367	+0.821			
7	1:09.722		7	1:11.395		7	1:16.170	+1.624			
(89) Mark CONLIN	1	1:18.208	+7.893	(94) Darren KEYS	1	1:20.742	+9.432	(58) Gary WINTERS	1	1:27.120	+11.957
2	1:10.814	+0.499	2	1:12.561	+1.251	2	1:13.265	+1.497			
3	1:11.460	+1.145	3	1:12.693	+1.383	3	1:12.904	+1.136			
4	1:11.353	+1.038	4	1:12.831	+1.521	4	1:12.620	+0.852			
5	1:10.983	+0.668	5	1:11.914	+0.604	5	1:11.768				
6	1:10.417	+0.695	6	1:12.626	+1.316	6	1:12.149	+0.381			
7	1:09.722		7	1:11.310		7	1:12.149	+0.381			
(21) Aaron ARMSTRONG	1	1:17.675	+6.707	(28) Aaron McBRIDE	1	1:21.739	+9.971	(121) Eoin COLLINS	1	1:24.643	+9.910
2	1:11.146	+0.178	2	1:13.265	+1.497	2	1:13.626				
			3	1:12.904	+1.136	3	1:13.712	+0.086			
			4	1:12.620	+0.852	4	1:14.016	+0.390			
			5	1:11.768		5	1:14.016	+0.390			
			6	1:12.149	+0.381	6	1:14.464	+0.838			
			7	1:12.251	+0.625	7	1:14.251	+0.625			

Promoted by Mid-Antrim 150 Club

Orbits

Provisional result to be confirmed by the Stewards of the Meeting subject to the completion of technical inspections and the time limit for protests  
 MCUI (Ulster Centre) Timing @ www.elaps-timing.com

*R. Agnew*



Ride on Delta Seven



**2&4**  
WHEEL MOTORSPORT  
STEERING GROUP LTD.



MCUI (Ulster Centre) www.mcui-uc.org.uk



# NEIL ROBINSON MEMORIAL RACES

## IRISH CHAMPIONSHIP R7 - Bishopscourt Nat

**SUPERSPORT**

**Bishopscourt National 1.824 miles**

**R3: Nutt Travel Race One with Avon Tyres**

**08/07/2017 11:30**

**Race (7 Laps) started at 12:30:07**

6	<b>1:15.626</b>	+0.463
7	<b>1:16.087</b>	+0.924

(20) Sam LYONS

1	<b>1:24.467</b>	+8.304
2	<b>1:17.175</b>	+1.012
3	<b>1:16.360</b>	+0.197
4	<b>1:16.163</b>	
5	<b>1:16.878</b>	+0.715
6	<b>1:17.667</b>	+1.504
7	<b>1:16.898</b>	+0.735

(12) Alan ARMSTRONG

1	<b>1:27.694</b>	+12.326
2	<b>1:17.781</b>	+2.413
3	<b>1:16.177</b>	+0.809
4	<b>1:15.789</b>	+0.421
5	<b>1:15.368</b>	
6	<b>1:16.021</b>	+0.653
7	<b>1:16.899</b>	+1.531

(41) Robert KENNEDY

1	<b>1:17.662</b>	+7.827
2	<b>1:09.835</b>	

(181) Andrew IRVINE

1	<b>1:26.913</b>	+8.603
2	<b>1:18.310</b>	

(19) Aaron CLIFFORD

1	<b>1:29.027</b>	
---	-----------------	--

Promoted by Mid-Antrim 150 Club

Orbits

Provisional result to be confirmed by the Stewards of the Meeting subject to the completion of technical inspections and the time limit for protests  
MCUI (Ulster Centre) Timing @ www.elaps-timing.com



**Ride on  
Delta  
Seven**



# NEIL ROBINSON MEMORIAL RACES

## IRISH CHAMPIONSHIP R7 - Bishopscourt Nat

Sorted on Laps

### SUPERSPORT

Bishopscourt National 1.824 miles

R12: Nutt Travel Race Two with Avon Tyres

08/07/2017 14:45

Race (7 Laps) started at 16:05:47

Pos	Class	No.	Name	T	Make	Sponsor	Laps	Total Tm	Diff	Gap	Avg. Speed	Best Tm	Best Speed	In Lap
1	ISS	41	Robert KENNEDY		Yamaha	Team Sandown	7	8:09.887			93.827	1:08.535	95.811	6
2	ISS	61	Ross PATTERSON		Kawasaki	Kingsbury Packaging	7	8:09.905	0.018	0.018	93.824	1:08.555	95.783	7
3	ISS	57	Korie McGREEVY		Triumph 675	Century Racing by IMR	7	8:10.071	0.184	0.166	93.792	1:08.727	95.543	6
4	ISS	19	Aaron CLIFFORD		Kawasaki	Kingsbury Packaging	7	8:11.104	1.217	1.033	93.595	1:08.952	95.231	7
5	ISS	38	Jason LYNN		Suzuki	Walter Bell	7	8:11.272	1.385	0.168	93.563	1:09.039	95.111	6
6	ISS	8	Christian ELKIN		Kawasaki	Bob Wylie Racing	7	8:21.010	11.123	9.738	91.744	1:09.840	94.021	6
7	ISScup	221	Eunan McGLINCHEY		Suzuki		7	8:22.926	13.039	1.916	91.395	1:10.126	93.637	6
8	ISS	89	Mark CONLIN		Triumph 675	G/hirk Tyres/Kilmore Farm	7	8:25.631	15.744	2.705	90.906	1:10.651	92.941	5
9	ISS	21	Aaron ARMSTRONG		Triumph 675	Hunky Dory	7	8:29.732	19.845	4.101	90.174	1:11.203	92.221	3
10	ISS	94	Darren KEYS		Suzuki	Keys Racing	7	8:30.037	20.150	0.305	90.121	1:11.419	91.942	3
11	ISS	39	Kirk DICKEY		Suzuki		7	8:30.520	20.633	0.483	90.035	1:11.146	92.295	7
12	ISScup	70	Kia McGREEVY		Honda	McLaughlin Racing	7	8:34.949	25.062	4.429	89.261	1:12.118	91.051	4
13	ISS	28	Aaron McBRIDE		Kawasaki		7	8:36.540	26.653	1.591	88.986	1:11.703	91.578	3
14	ISS	101	Derek CRAIG		Yamaha		7	8:39.025	29.138	2.485	88.560	1:12.552	90.506	3
15	ISScup	50	Kyle CROSS		Yamaha		7	8:45.392	35.505	6.367	87.487	1:13.064	89.872	7
16	ISS	7	Steven TITTERINGTON		Yamaha		7	8:46.862	36.975	1.470	87.243	1:13.593	89.226	2
17	ISS	48	Ian McCALLISTER		Yamaha	Automoto Used Car Sales	7	8:50.208	40.321	3.346	86.692	1:13.866	88.896	6
18	ISScup	121	Eoin COLLINS		Kawasaki	Collins Racing	7	8:51.580	41.693	1.372	86.468	1:14.477	88.167	3
19	ISScup	27	Stephen MONTGOMERY		Yamaha	SM Electrical	7	8:52.730	42.843	1.150	86.282	1:13.786	88.992	5
20	ISScup	74	Dylan LEONARD		Yamaha		7	8:57.492	47.605	4.762	85.517	1:14.776	87.814	5
21	ISS	93	Paul CRANSTON		Yamaha		7	9:02.276	52.389	4.784	84.763	1:15.401	87.086	4
22	ISScup	167	Jack WARING		Yamaha		7	9:02.323	52.436	0.047	84.755	1:15.379	87.112	6
23	ISScup	64	Daniel McCLEAN		Yamaha		7	9:02.506	52.619	0.183	84.727	1:15.365	87.128	4
24	ISScup	20	Sam LYONS		Yamaha	Carryduff Forklift	7	9:04.074	54.187	1.568	84.483	1:15.394	87.094	4
25	ISScup	12	Alan ARMSTRONG		Triumph 675		7	9:04.645	54.758	0.571	84.394	1:15.475	87.001	5
26	ISScup	58	Gary WINTERS		Yamaha		7	9:05.018	55.131	0.373	84.336	1:15.756	86.678	4
27	ISScup	181	Andrew IRVINE		Suzuki	GSMCC	7	9:21.999	1:12.112	16.981	81.788	1:18.705	83.431	2
Not classified														
DNF	ISScup	40	Jaimie REA		Triumph 675	Rea Racing	6	7:32.848	DNF		87.001	1:13.640	89.169	4

### Announcements

New Track Record (1:10.126) for ISScup by Eunan McGLINCHEY.

ISS 90% = 84.444 , ISScup 90% = 82.256

Weather: Sunny / Track: Dry

Margin of Victory	Avg. Speed	Best Lap Tm	Best Speed	Best Lap by
0.018	93.827	1:08.535	95.811	41 - Robert KENNEDY

Promoted by Mid-Antrim 150 Club

Orbits

Provisional result to be confirmed by the Stewards of the Meeting subject to the completion of technical inspections and the time limit for protests

MCUI (Ulster Centre) Timing @ www.elaps-timing.com



Ride on Delta Seven

Printed: 08/07/2017 16:16:20



# NEIL ROBINSON MEMORIAL RACES

## IRISH CHAMPIONSHIP R7 - Bishopscourt Nat

### SUPERSPORT

### Bishopscourt National 1.824 miles

### R12: Nutt Travel Race Two with Avon Tyres

08/07/2017 14:45

### Race (7 Laps) started at 16:05:47

<b>(41) Robert KENNEDY</b>			3	1:09.999	+0.159	7	1:11.146	2	1:14.249	+0.383	
1	1:15.163	+6.628	4	1:09.977	+0.137	<b>(70) Kia McGREEVY</b>					
2	1:08.952	+0.417	5	1:10.581	+0.741	1	1:18.680	+6.562	3	1:14.497	+0.631
3	1:09.474	+0.939	6	1:09.840		2	1:12.544	+0.426	4	1:14.951	+1.085
4	1:09.521	+0.986	7	1:09.993	+0.153	3	1:13.189	+1.071	5	1:14.690	+0.824
5	1:09.252	+0.717	<b>(221) Eunan McGLINCHEY</b>			4	1:12.118		6	1:13.866	
6	1:08.535		1	1:16.809	+6.683	5	1:12.319	+0.201	7	1:14.516	+0.650
7	1:08.990	+0.455	2	1:10.922	+0.796	6	1:12.949	+0.831	<b>(121) Eoin COLLINS</b>		
<b>(61) Ross PATTERSON</b>			3	1:11.081	+0.955	7	1:13.150	+1.032	1	1:22.845	+8.368
1	1:15.041	+6.486	4	1:11.085	+0.959	<b>(28) Aaron McBRIDE</b>					
2	1:09.515	+0.960	5	1:11.669	+1.543	1	1:22.253	+10.550	2	1:14.642	+0.165
3	1:09.221	+0.666	6	1:10.126		2	1:13.409	+1.706	3	1:14.477	
4	1:08.947	+0.392	7	1:11.234	+1.108	3	1:11.703		4	1:15.062	+0.585
5	1:09.880	+1.325	<b>(89) Mark CONLIN</b>			4	1:12.036	+0.333	5	1:14.708	+0.231
6	1:08.746	+0.191	1	1:19.305	+8.654	5	1:12.830	+1.127	6	1:14.652	+0.175
7	1:08.555		2	1:11.944	+1.293	6	1:12.346	+0.643	7	1:15.194	+0.717
<b>(57) Korie McGREEVY</b>			3	1:10.846	+0.195	7	1:11.963	+0.260	<b>(27) Stephen MONTGOMERY</b>		
1	1:14.515	+5.788	4	1:11.038	+0.387	<b>(101) Derek CRAIG</b>					
2	1:09.224	+0.497	5	1:10.651		1	1:20.748	+8.196	1	1:25.362	+11.576
3	1:09.667	+0.940	6	1:10.661	+0.010	2	1:12.975	+0.423	2	1:16.444	+2.658
4	1:09.404	+0.677	7	1:11.186	+0.535	3	1:12.552		3	1:15.011	+1.225
5	1:09.443	+0.716	<b>(21) Aaron ARMSTRONG</b>			4	1:12.800	+0.248	4	1:14.005	+0.219
6	1:08.727		1	1:21.217	+10.014	5	1:12.865	+0.313	5	1:13.786	
7	1:09.091	+0.364	2	1:11.488	+0.285	6	1:13.374	+0.822	6	1:13.848	+0.062
<b>(19) Aaron CLIFFORD</b>			3	1:11.203		7	1:13.711	+1.159	7	1:14.274	+0.488
1	1:15.984	+7.032	4	1:11.469	+0.266	<b>(74) Dylan LEONARD</b>					
2	1:09.337	+0.385	5	1:11.451	+0.248	1	1:21.978	+8.914	1	1:24.876	+10.100
3	1:08.965	+0.013	6	1:11.358	+0.155	2	1:14.255	+1.191	2	1:15.906	+1.130
4	1:09.588	+0.636	7	1:11.546	+0.343	3	1:14.263	+1.199	3	1:15.038	+0.262
5	1:09.295	+0.343	<b>(94) Darren KEYS</b>			4	1:13.445	+0.381	4	1:15.224	+0.448
6	1:08.983	+0.031	1	1:19.768	+8.349	5	1:14.287	+1.223	5	1:14.776	
7	1:08.952		2	1:12.033	+0.614	6	1:14.100	+1.036	6	1:14.986	+0.210
<b>(38) Jason LYNN</b>			3	1:11.419		7	1:13.064		7	1:16.686	+1.910
1	1:15.749	+6.710	4	1:11.638	+0.219	<b>(50) Kyle CROSS</b>					
2	1:09.111	+0.072	5	1:11.429	+0.010	1	1:21.978	+8.914	1	1:14.776	
3	1:09.153	+0.114	6	1:11.982	+0.563	2	1:14.255	+1.191	2	1:14.986	+0.210
4	1:09.413	+0.374	7	1:11.768	+0.349	3	1:14.263	+1.199	3	1:16.686	+1.910
5	1:09.373	+0.334	<b>(93) Paul CRANSTON</b>			4	1:13.445	+0.381	4	1:15.224	+0.448
6	1:09.039		1	1:19.768	+8.349	5	1:14.287	+1.223	5	1:14.776	
7	1:09.434	+0.395	2	1:12.033	+0.614	6	1:14.100	+1.036	6	1:14.986	+0.210
<b>(8) Christian ELKIN</b>			3	1:11.419		7	1:13.064		7	1:16.686	+1.910
1	1:19.135	+9.295	4	1:11.638	+0.219	<b>(7) Steven TITTERINGTON</b>					
2	1:11.485	+1.645	5	1:11.429	+0.010	1	1:22.825	+9.232	1	1:26.244	+10.843
<b>(19) Aaron CLIFFORD</b>			6	1:11.982	+0.563	2	1:13.593		2	1:16.351	+0.950
1	1:15.984	+7.032	7	1:11.768	+0.349	3	1:14.123	+0.530	3	1:16.250	+0.849
2	1:09.337	+0.385	<b>(39) Kirk DICKEY</b>			4	1:13.594	+0.001	4	1:15.401	
3	1:08.965	+0.013	1	1:19.040	+7.894	5	1:14.163	+0.570	5	1:15.954	+0.553
4	1:09.588	+0.636	2	1:12.484	+1.338	6	1:14.357	+0.764	6	1:16.383	+0.982
5	1:09.295	+0.343	3	1:11.540	+0.394	7	1:14.207	+0.614	7	1:15.693	+0.292
6	1:08.983	+0.031	4	1:12.001	+0.855	<b>(167) Jack WARING</b>					
7	1:08.952		5	1:11.973	+0.827	1	1:23.439	+9.573	1	1:25.557	+10.178
<b>(38) Jason LYNN</b>			6	1:12.336	+1.190	<b>(48) Ian McCALLISTER</b>					
1	1:15.749	+6.710	<b>(8) Christian ELKIN</b>			1	1:23.439	+9.573	2	1:15.979	+0.600
2	1:09.111	+0.072	1	1:19.135	+9.295	2	1:13.593		3	1:16.060	+0.681
3	1:09.153	+0.114	2	1:11.485	+1.645	3	1:14.123	+0.530	4	1:15.431	+0.052
4	1:09.413	+0.374	<b>(19) Aaron CLIFFORD</b>			4	1:13.594	+0.001	5	1:15.670	+0.291
5	1:09.373	+0.334	1	1:15.984	+7.032	5	1:14.287	+1.223	<b>(7) Steven TITTERINGTON</b>		
6	1:09.039		2	1:12.484	+1.338	6	1:14.100	+1.036	1	1:22.825	+9.232
7	1:09.434	+0.395	3	1:11.540	+0.394	7	1:14.207	+0.614	2	1:13.593	
<b>(8) Christian ELKIN</b>			4	1:12.001	+0.855	<b>(50) Kyle CROSS</b>					
1	1:19.135	+9.295	5	1:11.973	+0.827	1	1:21.978	+8.914	3	1:14.263	+1.199
2	1:11.485	+1.645	6	1:12.336	+1.190	2	1:14.255	+1.191	4	1:13.445	+0.381

Promoted by Mid-Antrim 150 Club

Orbits

Provisional result to be confirmed by the Stewards of the Meeting subject to the completion of technical inspections and the time limit for protests  
MCUI (Ulster Centre) Timing @ www.elaps-timing.com



Ride on Delta Seven



# NEIL ROBINSON MEMORIAL RACES

## IRISH CHAMPIONSHIP R7 - Bishopscourt Nat

SUPERSPORT

Bishopscourt National 1.824 miles

R12: Nutt Travel Race Two with Avon Tyres

08/07/2017 14:45

Race (7 Laps) started at 16:05:47

6	<b>1:15.379</b>		1	1:21.751	+8.111
7	1:18.247	+2.868	2	1:14.226	+0.586
<hr/>					
(64) Daniel McCLEAN					
1	1:25.202	+9.837	3	1:14.260	+0.620
2	1:17.027	+1.662	4	<b>1:13.640</b>	
3	1:16.361	+0.996	5	1:14.684	+1.044
4	<b>1:15.365</b>		6	1:14.287	+0.647
5	1:16.020	+0.655			
6	1:15.622	+0.257			
7	1:16.909	+1.544			

<hr/>					
(20) Sam LYONS					
1	1:24.429	+9.035			
2	1:16.831	+1.437			
3	1:16.836	+1.442			
4	<b>1:15.394</b>				
5	1:16.192	+0.798			
6	1:16.555	+1.161			
7	1:17.837	+2.443			

<hr/>					
(12) Alan ARMSTRONG					
1	1:26.643	+11.168			
2	1:16.446	+0.971			
3	1:16.833	+1.358			
4	1:15.884	+0.409			
5	<b>1:15.475</b>				
6	1:16.154	+0.679			
7	1:17.210	+1.735			

<hr/>					
(58) Gary WINTERS					
1	1:26.450	+10.694			
2	1:16.389	+0.633			
3	1:16.195	+0.439			
4	<b>1:15.756</b>				
5	1:15.955	+0.199			
6	1:16.481	+0.725			
7	1:17.792	+2.036			

<hr/>					
(181) Andrew IRVINE					
1	1:28.543	+9.838			
2	<b>1:18.705</b>				
3	1:18.801	+0.096			
4	1:18.921	+0.216			
5	1:18.872	+0.167			
6	1:18.921	+0.216			
7	1:19.236	+0.531			

<hr/>					
(40) Jaimie REA					

Promoted by Mid-Antrim 150 Club

Provisional result to be confirmed by the Stewards of the Meeting subject to the completion of technical inspections and the time limit for protests  
MCUI (Ulster Centre) Timing @ www.elaps-timing.com



Orbits  
Ride on  
Delta  
Seven



**SHORT CIRCUIT - IRISH SUPERSPORT with AVON TYRES**

2017

Pos	No.	Name	Total	Diff	Gap	#1		#2		#3			#4		#5			#6			#7	
						R1	R2	R1	R2	R1	R2	R3	R1	R2	R1	R2	R3	R1	R2	R3	R1	R2
1	38	Jason LYNN	298	0	0	25	20	20	20	x	20	25	20	11	20	20	25	25	20	16	11	
2	61	Ross PATTERSON	275	23	23	6	25	10	16	20	25	16	16	16	13	25	11	20	16	20	20	
3	57	Korie McGREEVY	262	36	13	16	11	25	25	x	16	20	25	13	25	x	20	x	25	25	16	
4	8	Christian ELKIN	151	147	111	20	13	11	11	x	x	x	11	7	11	16	10	10	8	13	10	
5	221	Eunan McGLINCHY	140	158	11	x	x	4	8	10	7	13	8	20	10	13	13	16	x	9	9	
6	21	Aaron ARMSTRONG	129	169	11	11	16	16	x	x	9	11	10	10	9	11	9	x	x	10	7	
7	19	Aaron CLIFFORD	109	189	20	x	x	x	x	25	13	x	13	x	16	x	16	13	x	x	13	
8	212	Dean McMASTER	106	192	3	9	9	13	13	x	8	9	x	4	8	9	x	11	13	x	x	
9	89	Mark CONLIN	92	206	14	13	x	8	10	x	x	x	x	25	7	10	x	x	x	11	8	
10	94	Darren KEYS	74	224	18	4	4	5	7	9	x	4	7	8	6	8	x	x	x	6	6	
11	55	Raymond CASEY	58	240	16	x	3	2	5	x	6	10	6	x	x	x	8	9	9	x	x	
12	39	Luke O'HIGGINS	39	259	19	x	x	x	x	x	3	3	x	x	x	7	7	8	11	x	x	
13	69	Caolan IRWIN	39	259	0	8	7	x	x	13	11	x	x	x	x	x	x	x	x	x	x	
14	101	Derek CRAIG	37	261	2	3	1	3	6	x	x	x	4	6	2	6	x	x	x	4	2	
15	241	Thomas O'GRADY	36	262	1	10	10	7	9	x	x	x	x	x	x	x	x	x	x	x	x	
16	4	Kevin BAKER	32	266	4	x	x	x	x	5	4	5	x	x	x	x	5	6	7	x	x	
17	28	Aaron McBRIDE	32	266	0	7	8	9	x	x	x	x	x	x	x	x	x	x	x	5	3	
18	54	Des MACKESSY	29	269	3	x	x	x	x	6	5	8	3	x	x	x	2	5	x	x	x	
19	70	Kia McGREEVY	29	269	0	x	x	x	x	x	x	x	x	x	x	x	x	7	10	8	4	
20	5	Kevin KEYES	26	272	3	x	x	x	x	16	10	x	x	x	x	x	x	x	x	x	x	
21	41	Robert KENNEDY	25	273	1	x	x	x	x	x	x	x	x	x	x	x	x	x	x	x	25	
22	36	Chris THOMPSON	23	275	2	x	x	x	4	7	x	7	x	x	5	x	x	x	x	x	x	
23	797	Aaron WRIGHT	20	278	3	x	2	x	x	x	x	x	9	9	x	x	x	x	x	x	x	
24	39	Kirk DICKEY	20	278	0	x	5	x	3	x	x	x	x	x	x	x	x	x	x	7	5	
25	193	Mark McCONVILLE	18	280	2	x	x	x	x	8	2	2	x	x	x	x	6	x	x	x	x	
26	40	Jaimie REA	18	280	0	x	x	x	1	x	x	x	1	3	1	5	x	x	5	2	x	
27	171	Graham WHITMORE	15	283	3	x	x	x	x	1	x	x	x	x	x	x	4	4	6	x	x	
28	2	Jami COATES	15	283	0	x	x	x	2	x	x	x	5	5	3	x	x	x	x	x	x	
29	139	Mark ABRAHAM	12	286	3	2	x	1	x	4	1	x	x	x	4	x	x	x	x	x	x	
30	111	Brian McCORMACK	11	287	1	x	x	x	x	11	x	x	x	x	x	x	x	x	x	x	x	
31	7	Jamie PATTERSON (H)	11	287	0	5	6	x	x	x	x	x	x	x	x	x	x	x	x	x	x	
32	11	Damien MULLEADY	8	290	3	x	x	x	x	2	x	6	x	x	x	x	x	x	x	x	x	
33	78	Dean CAMPBELL	6	292	2	x	x	6	x	x	x	x	x	x	x	x	x	x	x	x	x	
34	20	Evan O'GRADY	6	292	0	x	x	x	x	x	x	x	x	x	x	x	x	2	4	x	x	
35	71	Michael BROWNE	6	292	0	x	x	x	x	x	x	x	x	x	x	x	3	3	x	x	x	
36	121	Eoin COLLINS	5	293	1	1	x	x	x	x	x	x	x	x	x	4	x	x	x	x	x	
37	1	Steven TITTERINGTON	4	294	1	x	x	x	x	x	x	x	x	x	x	1	x	x	x	3	x	
38	7	David GING	4	294	0	x	x	x	x	3	x	1	x	x	x	x	x	x	x	x	x	
39	87	Stephen O'CONNOR	3	295	1	x	x	x	x	x	x	x	x	x	x	x	x	x	3	x	x	
40	49	Chris DUNDEE	3	295	0	x	x	x	x	x	x	x	x	x	3	x	x	x	x	x	x	
41	44	Dean FISHBOURNE	3	295	0	x	x	x	x	x	x	x	x	x	x	x	1	x	2	x	x	
42	27	Stephen MONTGOMERY	3	295	0	x	x	x	x	x	x	x	x	1	x	2	x	x	x	x	x	
43	47	Stephen McKEOWN	2	296	1	x	x	x	x	x	x	x	2	x	x	x	x	x	x	x	x	
44	58	Gary WINTERS	2	296	0	x	x	x	x	x	x	x	x	2	x	x	x	x	x	x	x	
45	50	Kyle CROSS	2	296	0	x	x	x	x	x	x	x	x	x	x	x	x	x	x	1	1	
46	90	Stephen GOUGH	1	297	1	x	x	x	x	x	x	x	x	x	x	x	x	1	x	x	x	
47	217	Brendan RYAN	1	297	0	x	x	x	x	x	x	x	x	x	x	x	x	x	1	x	x	

**Event Legend**

#1	15/04/2017	IRISH CHAMPIONSHIP R1 - Bishops court Nat	#5	03/06/2017	IRISH CHAMPIONSHIP R5 - Kirkistown
#2	17/04/2017	IRISH CHAMPIONSHIP R2 - Kirkistown	#6	24/06/2017	IRISH CHAMPIONSHIP R6 -Mondello Park Nat
#3	06/05/2017	IRISH CHAMPIONSHIP R3- Mondello Park Int	#7	08/07/2017	IRISH CHAMPIONSHIP R7 - Bishops court Nat
#4	20/05/2017	IRISH CHAMPIONSHIP R4 - Bishops court Nat			

**SHORT CIRCUIT - IRISH SUPERSPORT CUP with AVON TYRES**

2017

Pos	No.	Name	Total	Diff	Gap	#1		#2		#3			#4		#5		#6			#7	
						R1	R2	R1	R2	R1	R2	R3	R1	R2	R1	R2	R1	R2	R3	R1	R2
1	221	Eunan McGLINCHEY	310	0	0	x	x	25	25	20	20	25	20	25	25	25	25	25	x	25	25
2	40	Jaimie REA	141	169	169	6	5	13	20	x	x	x	13	16	16	16	9	x	11	16	x
3	39	Luke O'HIGGINS	140	170	1	x	x	x	x	5	13	16	x	8	13	20	20	20	25	x	x
4	27	Stephen MONTGOMERY	115	195	25	9	9	9	10	6	x	4	10	11	9	10	1	2	4	10	11
5	69	Caolan IRWIN	100	210	15	25	25	x	x	25	25	x	x	x	x	x	x	x	x	x	x
6	4	Kevin BAKER	99	211	1	5	3	x	x	13	16	20	x	x	x	x	13	13	16	x	x
7	139	Mark ABRAHAM	97	213	2	20	16	20	x	11	10	x	x	x	20	x	x	x	x	x	x
8	49	Chris DUNDEE	94	216	3	10	11	16	13	x	x	2	11	10	10	11	x	x	x	x	x
9	797	Aaron WRIGHT	89	221	5	x	20	7	8	x	9	x	25	20	x	x	x	x	x	x	x
10	121	Eoin COLLINS	77	233	12	16	x	6	7	x	x	x	x	x	11	13	x	x	x	11	13
11	70	Kia McGREEVY	76	234	1	x	x	x	x	x	x	x	x	x	x	x	x	16	20	20	20
12	50	Kyle CROSS	65	245	11	4	7	x	9	x	x	x	x	x	8	8	x	x	x	13	16
13	171	Graham WHITMORE	59	251	6	x	x	x	x	9	7	8	x	x	x	x	11	11	13	x	x
14	193	Mark McCONVILLE	56	254	3	x	x	x	x	16	11	13	x	x	x	x	16	x	x	x	x
15	32	Stephen McKEOWN	50	260	6	7	6	10	11	x	x	x	16	x	x	x	x	x	x	x	x
16	18	Andrew IRVINE	45	265	5	8	8	8	16	1	x	x	x	x	x	x	x	x	x	x	4
17	58	Gary WINTERS	44	266	1	x	x	x	x	x	x	x	9	13	6	5	x	x	x	6	5
18	20	Sam LYONS	42	268	2	11	10	4	4	x	x	x	1	x	x	x	x	x	x	5	7
19	12	Alan ARMSTRONG	42	268	0	3	4	2	2	2	x	3	4	x	5	7	x	x	x	4	6
20	167	Jack WARING	41	269	1	x	x	5	6	x	x	x	5	7	x	x	x	x	x	9	9
21	115	Patrick FORMAN	37	273	4	13	13	11	x	x	x	x	x	x	x	x	x	x	x	x	x
22	217	Brendan RYAN	36	274	1	x	x	x	x	x	6	10	x	x	x	x	5	7	8	x	x
23	74	Dylan LEONARD	34	276	2	x	x	x	x	x	x	x	x	x	7	9	x	x	x	8	10
24	20	Evan O'GRADY	31	279	3	x	x	x	x	3	1	x	x	x	x	x	8	9	10	x	x
25	7	David GING	29	281	2	x	x	x	x	10	8	11	x	x	x	x	x	x	x	x	x
26	87	Stephen O'CONNOR	29	281	0	x	x	x	x	8	x	5	x	x	x	x	3	4	9	x	x
27	66	Alan JOHNSTON	27	283	2	x	x	x	x	x	x	x	8	9	4	6	x	x	x	x	x
28	71	Michael BROWNE	20	290	7	x	x	x	x	x	x	x	x	x	x	x	10	10	x	x	x
29	189	Robert O'CONNELL	17	293	3	x	x	x	x	7	3	7	x	x	x	x	x	x	x	x	x
30	120	Gary WRIGHT	17	293	0	x	x	x	1	x	x	x	3	4	3	3	x	x	x	3	x
31	62	Andrei REABOI	16	294	1	x	x	x	x	x	x	x	x	x	x	x	6	3	7	x	x
32	64	Daniel McCLEAN	15	295	1	x	x	x	x	x	x	x	x	x	x	x	x	x	x	7	8
33	132	Trevor LANDERS	15	295	0	x	x	x	x	x	x	x	x	x	x	x	4	5	6	x	x
34	129	Darol O'DONOVAN	14	296	1	x	x	x	x	x	5	9	x	x	x	x	x	x	x	x	x
35	26	Stephen TREACY	14	296	0	x	x	x	x	x	x	1	x	x	x	x	7	6	x	x	x
36	76	Kyle WALSH	14	296	0	x	x	x	x	x	x	x	x	5	2	4	x	x	x	x	3
37	90	Stephen GOUGH	13	297	1	x	x	x	x	x	x	x	x	x	x	x	x	8	5	x	x
38	109	Padraig HEALY	12	298	1	x	x	x	x	4	2	6	x	x	x	x	x	x	x	x	x
39	122	Adam JORDAN	11	299	1	x	1	x	3	x	x	x	7	x	x	x	x	x	x	x	x
40	248	Mark COLLEN	10	300	1	2	2	x	x	x	x	x	6	x	x	x	x	x	x	x	x
41	391	Jonathan GORMLEY	8	302	2	x	x	3	5	x	x	x	x	x	x	x	x	x	x	x	x
42	68	Hugh SMITH	6	304	2	x	x	x	x	x	x	x	x	6	x	x	x	x	x	x	x
43	156	Damien LYNCH	6	304	0	x	x	1	x	x	x	x	2	x	1	2	x	x	x	x	x
44	159	Maurice KEOGH	5	305	1	x	x	x	x	x	x	x	x	3	x	x	x	x	2	x	x
45	108	Kieran MOORE	4	306	1	x	x	x	x	x	4	x	x	x	x	x	x	x	x	x	x
46	59	Ryan MAHER	4	306	0	x	x	x	x	x	x	x	x	x	x	x	x	1	3	x	x
47	52	Kelan SMITH	3	307	1	x	x	x	x	x	x	x	x	2	x	x	x	x	1	x	x
48	127	Andy DONALD	2	308	1	x	x	x	x	x	x	x	x	x	x	x	x	x	x	2	x
49	160	Wayne NICHOLSON	2	308	0	x	x	x	x	x	x	x	x	x	x	x	x	x	x	x	2
50	15	Shane GRAHAM	2	308	0	x	x	x	x	x	x	x	x	x	x	x	2	x	x	x	x
51	131	Lee CHAMBERS	2	308	0	x	x	x	x	x	x	x	x	x	x	x	x	x	x	1	1
52	145	Lee OSPREY	1	309	1	x	x	x	x	x	x	x	x	x	x	1	x	x	x	x	x
53	252	Eric O'BYRNE	1	309	0	x	x	x	x	x	x	x	x	1	x	x	x	x	x	x	x
54	72	Dougie SHEARER	1	309	0	1	x	x	x	x	x	x	x	x	x	x	x	x	x	x	x

**Event Legend**

<b>#1</b>	<b>15/04/2017</b>	IRISH CHAMPIONSHIP R1 - Bishopscourt Nat	<b>#5</b>	<b>03/06/2017</b>	IRISH CHAMPIONSHIP R5 - Kirkistown
<b>#2</b>	<b>17/04/2017</b>	IRISH CHAMPIONSHIP R2 - Kirkistown	<b>#6</b>	<b>24/06/2017</b>	IRISH CHAMPIONSHIP R6 -Mondello Park Nat
<b>#3</b>	<b>06/05/2017</b>	IRISH CHAMPIONSHIP R3- Mondello Park Int	<b>#7</b>	<b>08/07/2017</b>	IRISH CHAMPIONSHIP R7 - Bishopscourt Nat
<b>#4</b>	<b>20/05/2017</b>	IRISH CHAMPIONSHIP R4 - Bishopscourt Nat			



**2&4**  
WHEEL MOTORSPORT  
STEERING GROUP LTD.



MCUI (Ulster Centre) www.mcui-uc.org.uk



# NEIL ROBINSON MEMORIAL RACES

## IRISH CHAMPIONSHIP R7 - Bishopscourt Nat

SUPERSPORT

Bishopscourt National 1.824 miles


R7: Nutt Travel Race Three (Ulster C/ship)

09/07/2017 14:10

Race (10 Laps)

4		93 P. C.						
		A						
3	1:13.155 39 K. D.		1:13.209 94 D. KEYS		1:14.345 48 I. M.		1:14.720 7 S. T.	1:16.212 28 A. M.
	A		B		C		D	E
2		1:10.302 8 C. ELKIN		1:10.465 89 M. C.		1:11.797 21 A. A.		1:13.080 101 D. C.
		A		B		C		D
1	1:08.894 61 R. P.		1:08.967 57 K. M.		1:09.032 38 J. LYNN		1:09.254 41 R. K.	1:09.287 19 A. C.
	A		B		C		D	E

POLE POSITION



Promoted by Mid-Antrim 150 Club

Orbits

Provisional result to be confirmed by the Stewards of the Meeting subject to the completion of technical inspections and the time limit for protests  
MCUI (Ulster Centre) Timing @ www.elaps-timing.com

*R. Agnew*



**Ride on  
Delta  
Seven**



**2&4**  
WHEEL MOTORSPORT  
STEERING GROUP LTD.



MCUI (Ulster Centre) www.mcui-uc.org.uk



## NEIL ROBINSON MEMORIAL RACES

**IRISH CHAMPIONSHIP R7 - Bishopscourt Nat**

**Sorted on best lap time**

**SUPERSPORT**

**Bishopscourt National 1.824 miles**

**Pro Warm-Up**

**09/07/2017 10:00**

**Practice started at 9:59:18**

Pos	Class	No.	Name	T	Make	Sponsor	Best Tm	Diff	Gap	Best Speed	In Lap	Laps	2nd Best
1	ISS	38	Jason LYNN		Suzuki	Walter Bell	1:09.379			94.645	3	4	1:09.944
2	ISS	41	Robert KENNEDY		Yamaha	Team Sandown	1:09.536	0.157	0.157	94.432	3	4	1:09.678
3	ISS	19	Aaron CLIFFORD		Kawasaki	Kingsbury Packaging	1:09.585	0.206	0.049	94.365	4	4	1:09.700
4	ISS	61	Ross PATTERSON		Kawasaki	Kingsbury Packaging	1:09.684	0.305	0.099	94.231	3	4	1:10.405
5	ISS	21	Aaron ARMSTRONG		Triumph 675	Hunky Dory	1:11.129	1.750	1.445	92.317	3	4	1:11.229
6	ISS	57	Korie McGREEVY		Triumph 675	Century Racing by IMR	1:11.158	1.779	0.029	92.279	4	4	1:11.775
7	ISS	8	Christian ELKIN		Kawasaki	Bob Wylie Racing	1:11.262	1.883	0.104	92.144	4	4	1:11.347
8	ISS	101	Derek CRAIG		Yamaha		1:13.221	3.842	1.959	89.679	2	4	1:13.407
9	ISS	28	Aaron McBRIDE		Kawasaki		1:13.441	4.062	0.220	89.411	3	4	1:14.681
10	ISS	94	Darren KEYS		Suzuki	Keys Racing	1:13.550	4.171	0.109	89.278	3	4	1:14.353
11	ISS	39	Kirk DICKEY		Suzuki		1:13.758	4.379	0.208	89.026	4	4	1:14.273
12	ISS	48	Ian McCALLISTER		Yamaha	Automoto Used Car Sales	1:15.023	5.644	1.265	87.525	4	4	1:15.345
13	ISS	221	Eunan McGLINCHEY		Suzuki		1:16.105	6.726	1.082	86.281	3	3	2:32.870

**Announcements**

Weather: Bright / Track: Dry

Promoted by Mid-Antrim 150 Club

Orbits

Provisional result to be confirmed by the Stewards of the Meeting subject to the completion of technical inspections and the time limit for protests  
MCUI (Ulster Centre) Timing @ www.elaps-timing.com



**Ride on  
Delta  
Seven**

Printed: 09/07/2017 10:06:22



# NEIL ROBINSON MEMORIAL RACES

## IRISH CHAMPIONSHIP R7 - Bishopscourt Nat

SUPERSPORT

Bishopscourt National 1.824 miles

Pro Warm-Up

09/07/2017 10:00

Practice started at 9:59:18

(38) Jason LYNN

1		
2	1:09.944	+0.565
3	1:09.379	
4	1:11.178	+1.799

(41) Robert KENNEDY

1		
2	1:11.204	+1.668
3	1:09.536	
4	1:09.678	+0.142

(19) Aaron CLIFFORD

1		
2	1:10.746	+1.161
3	1:09.700	+0.115
4	1:09.585	

(61) Ross PATTERSON

1		
2	1:10.723	+1.039
3	1:09.684	
4	1:10.405	+0.721

(21) Aaron ARMSTRONG

1		
2	1:11.491	+0.362
3	1:11.129	
4	1:11.229	+0.100

(57) Korie McGREEVY

1		
2	1:15.367	+4.209
3	1:11.775	+0.617
4	1:11.158	

(8) Christian ELKIN

1		
2	1:13.609	+2.347
3	1:11.347	+0.085
4	1:11.262	

(101) Derek CRAIG

1		
2	1:13.221	
3	1:13.556	+0.335
4	1:13.407	+0.186

(28) Aaron McBRIDE

1		
2	1:15.818	+2.377
3	1:13.441	
4	1:14.681	+1.240

(94) Darren KEYS

1		
2	1:14.906	+1.356
3	1:13.550	
4	1:14.353	+0.803

(39) Kirk DICKEY

1		
2	1:16.138	+2.380
3	1:14.273	+0.515
4	1:13.758	

(48) Ian McCALLISTER

1		
2	1:15.807	+0.784
3	1:15.345	+0.322
4	1:15.023	

(221) Eunan McGLINCHEY

1		
2	2:32.870	+1:16.765
3	1:16.105	

Promoted by Mid-Antrim 150 Club

Orbits

Provisional result to be confirmed by the Stewards of the Meeting subject to the completion of technical inspections and the time limit for protests  
MCUI (Ulster Centre) Timing @ www.elaps-timing.com



Ride on Delta Seven



# NEIL ROBINSON MEMORIAL RACES

## IRISH CHAMPIONSHIP R7 - Bishopscourt Nat

Sorted on Laps

### SUPERSPORT

Bishopscourt National 1.824 miles

R7: Nutt Travel Race Three (Ulster C/ship)

09/07/2017 14:10

Race (12 Laps) started at 13:59:42

Pos	Class	No.	Name	T	Make	Sponsor	Laps	Total Tm	Diff	Gap	Avg. Speed	Best Tm	Best Speed	In Lap
1	ISS	8	Christian ELKIN		Kawasaki	Bob Wylie Racing	12	14:03.305			93.438	1:08.879	95.332	8
2	ISS	19	Aaron CLIFFORD		Kawasaki	Kingsbury Packaging	12	14:03.654	0.349	0.349	93.399	1:09.081	95.054	8
3	ISS	221	Eunan McGLINCHEY		Suzuki		12	14:05.156	1.851	1.502	93.233	1:09.255	94.815	3
4	ISS	89	Mark CONLIN		Triumph 675	G/hirk Tyres/Kilmore Farm	12	14:20.811	17.506	15.655	91.538	1:10.244	93.480	4
5	ISS	21	Aaron ARMSTRONG		Triumph 675	Hunky Dory	12	14:21.320	18.015	0.509	91.484	1:10.448	93.209	2
6	ISS	70	Kia McGREEVY		Honda	McLaughlin Racing	12	14:33.687	30.382	12.367	90.189	1:11.685	91.601	6
7	ISS	94	Darren KEYS		Suzuki	Keys Racing	12	14:36.751	33.446	3.064	89.874	1:11.858	91.380	11
8	ISS	28	Aaron McBRIDE		Kawasaki		12	14:39.322	36.017	2.571	89.611	1:11.739	91.532	10
9	ISS	39	Kirk DICKEY		Suzuki		12	14:41.264	37.959	1.942	89.413	1:11.659	91.634	9
10	ISS	101	Derek CRAIG		Yamaha		12	14:59.407	56.102	18.143	87.610	1:12.219	90.923	5
11	ISS	48	Ian McCALLISTER		Yamaha	Automoto Used Car Sales	12	15:00.304	56.999	0.897	87.522	1:13.548	89.280	10

Not classified														
DNF	ISS	57	Korie McGREEVY		Triumph 675	Century Racing by IMR	11	12:53.121	DNF		93.427	1:09.084	95.050	8
DNF	ISS	38	Jason LYNN		Suzuki	Walter Bell	11	12:53.197	DNF		93.418	1:08.915	95.283	8
DNF	ISS	61	Ross PATTERSON		Kawasaki	Kingsbury Packaging	3	3:33.284	DNF		92.361	1:09.056	95.088	3
DNS	ISS	41	Robert KENNEDY		Yamaha	Team Sandown		0.000	DNS		-	-	-	0
DNS	ISS	7	Steven TITTERINGTON		Yamaha			0.000	DNS		-	-	-	0
DNS	ISS	93	Paul CRANSTON		Honda	P & J Fuel Haulage		0.000	DNS		-	-	-	0

### Announcements

ISS 90% = 84.094

Weather: Bright / Track: Dry

Margin of Victory	Avg. Speed	Best Lap Tm	Best Speed	Best Lap by
0.349	93.438	1:08.879	95.332	8 - Christian ELKIN

Promoted by Mid-Antrim 150 Club

Orbits

Provisional result to be confirmed by the Stewards of the Meeting subject to the completion of technical inspections and the time limit for protests

MCUI (Ulster Centre) Timing @ www.elaps-timing.com

Printed: 09/07/2017 14:24:55



Ride on Delta Seven



# NEIL ROBINSON MEMORIAL RACES

## IRISH CHAMPIONSHIP R7 - Bishopscourt Nat

SUPERSPORT

Bishopscourt National 1.824 miles

R7: Nutt Travel Race Three (Ulster C/ship)

09/07/2017 14:10

Race (12 Laps) started at 13:59:42

Driver	Lap	Time	Diff	Driver	Lap	Time	Diff	Driver	Lap	Time	Diff
<b>(8) Christian ELKIN</b>				<b>(28) Aaron McBRIDE</b>				<b>(57) Korie McGREEVY</b>			
1	1:15.475	+6.596		1	1:20.043	+8.304		1	1:14.803	+1.255	
2	1:09.399	+0.520		2	1:12.500	+0.761		2	1:14.726	+1.178	
3	1:09.239	+0.360		3	1:13.219	+1.480		3	1:14.674	+1.126	
4	1:09.215	+0.336		4	1:12.729	+0.990		4	1:14.147	+0.599	
5	1:10.440	+1.561		5	1:12.366	+0.627		5	1:13.557	+0.009	
6	1:10.497	+1.618		6	1:12.570	+0.831		6	1:14.180	+0.632	
7	1:09.619	+0.740		7	1:12.342	+0.603		7			
8	1:08.879			8	1:12.307	+0.568		8	1:14.960	+5.876	
9	1:10.425	+1.546		9	1:11.926	+0.187		9	1:09.362	+0.278	
10	1:10.516	+1.637		10	1:11.739			10	1:09.112	+0.028	
11	1:09.812	+0.933		11	1:11.943	+0.204		11	1:09.243	+0.159	
12	1:09.789	+0.910		12	1:15.638	+3.899		12	1:10.531	+1.447	
<b>(19) Aaron CLIFFORD</b>				<b>(39) Kirk DICKEY</b>				<b>(38) Jason LYNN</b>			
1	1:15.365	+6.284		1	1:21.164	+9.505		1	1:14.835	+5.920	
2	1:09.757	+0.676		2	1:14.640	+2.981		2	1:09.880	+0.765	
3	1:09.205	+0.124		3	1:12.598	+0.939		3	1:09.118	+0.203	
4	1:09.279	+0.198		4	1:13.241	+1.582		4	1:09.190	+0.275	
5	1:09.884	+0.803		5	1:11.857	+0.198		5	1:10.768	+1.853	
6	1:10.458	+1.377		6	1:11.895	+0.236		6	1:10.428	+1.513	
7	1:09.394	+0.313		7	1:12.041	+0.382		7	1:10.016	+1.101	
8	1:09.081			8	1:12.295	+0.636		8	1:08.915		
9	1:11.073	+1.992		9	1:11.659			9	1:10.069	+1.154	
10	1:10.503	+1.422		10	1:12.451	+0.792		10	1:10.232	+1.317	
11	1:09.789	+0.708		11	1:13.157	+1.498		11	1:09.946	+1.031	
12	1:09.866	+0.785		12	1:14.266	+2.607		12			
<b>(221) Eunan McGLINCHEY</b>				<b>(101) Derek CRAIG</b>				<b>(61) Ross PATTERSON</b>			
1	1:16.075	+6.820		1	1:19.764	+7.545		1	1:14.738	+5.682	
2	1:09.672	+0.417		2	1:12.607	+0.388		2	1:09.490	+0.434	
3	1:09.255			3	1:13.208	+0.989		3	1:09.056		
4	1:09.535	+0.280		4	1:13.849	+1.630					
5	1:10.141	+0.886		5	1:12.219						
6	1:09.891	+0.636		6	1:12.539	+0.320					
7	1:10.015	+0.760		7	1:12.484	+0.265					
8	1:09.576	+0.321		8	1:13.798	+1.579					
9	1:09.694	+0.439		9	1:13.833	+1.614					
10	1:10.376	+1.121		10	1:17.148	+4.929					
11	1:09.906	+0.651		11	1:15.327	+3.108					
12	1:11.020	+1.765		12	1:22.631	+10.412					
<b>(89) Mark CONLIN</b>				<b>(48) Ian McCALLISTER</b>							
1	1:17.819	+7.575		1	1:20.804	+7.256					
2	1:11.406	+1.162		2	1:14.925	+1.377					
3	1:10.642	+0.398		3	1:14.381	+0.833					
4	1:10.244			4	1:14.761	+1.213					
5	1:10.723	+0.479		5	1:15.798	+2.250					
<b>(21) Aaron ARMSTRONG</b>				<b>(70) Kia McGREEVY</b>							
1	1:17.520	+7.072		1	1:17.480	+5.795					
2	1:10.448			2	1:12.412	+0.727					
3	1:10.772	+0.324		3	1:11.797	+0.112					
4	1:10.917	+0.469		4	1:12.005	+0.320					
5	1:11.065	+0.617		5	1:12.148	+0.463					
6	1:11.525	+1.077		6	1:11.685						
7	1:11.355	+0.907		7	1:12.068	+0.383					
8	1:10.920	+0.472		8	1:12.133	+0.448					
9	1:11.180	+0.732		9	1:12.109	+0.424					
10	1:11.671	+1.223		10	1:11.817	+0.132					
11	1:11.636	+1.188		11	1:12.058	+0.373					
12	1:12.311	+1.863		12	1:15.975	+4.290					
<b>(94) Darren KEYS</b>											
1	1:19.235	+7.377									
2	1:12.633	+0.775									
3	1:12.784	+0.926									
4	1:12.791	+0.933									
5	1:12.684	+0.826									
6	1:12.894	+1.036									
7	1:12.407	+0.549									
8	1:12.407	+0.549									
9	1:12.928	+1.070									
10	1:12.043	+0.185									
11	1:11.858										
12	1:12.087	+0.229									

Promoted by Mid-Antrim 150 Club

Orbits

Provisional result to be confirmed by the Stewards of the Meeting subject to the completion of technical inspections and the time limit for protests  
MCUI (Ulster Centre) Timing @ www.elaps-timing.com



Ride on Delta Seven

Printed: 09/07/2017 14:25:20



**SHORT CIRCUIT - ULSTER SUPERSPORT**

2017

Pos	No.	Name	Total	Diff	Gap	#1		#2		#3		#4		#5		
						R1	R2	R1	R2	R1	R2	R1	R2	R1	R2	R3
1	38	Jason LYNN	183	0	0	25	20	20	20	20	11	20	20	16	11	x
2	57	Korie McGREEVY	181	2	2	16	11	25	25	25	13	25	x	25	16	x
3	61	Ross PATTERSON	167	16	14	6	25	10	16	16	16	13	25	20	20	x
4	8	Christian ELKIN	148	35	19	20	13	11	11	11	7	11	16	13	10	25
5	21	Aaron ARMSTRONG	111	72	37	11	16	16	x	10	10	9	11	10	7	11
6	89	Mark CONLIN	105	78	6	13	x	8	10	x	25	7	10	11	8	13
7	221	Eunan McGLINCHEY	97	86	8	x	x	4	8	8	20	10	13	9	9	16
8	94	Darren KEYS	70	113	27	4	4	5	7	7	8	6	8	6	6	9
9	212	Dean McMASTER	65	118	5	9	9	13	13	x	4	8	9	x	x	x
10	19	Aaron CLIFFORD	62	121	3	x	x	x	x	13	x	16	x	x	13	20
11	101	Derek CRAIG	43	140	19	3	1	3	6	4	6	2	6	4	2	6
12	28	Aaron McBRIDE	40	143	3	7	8	9	x	x	x	x	x	5	3	8
13	241	Thomas O'GRADY	36	147	4	10	10	7	9	x	x	x	x	x	x	x
14	39	Kirk DICKEY	27	156	9	x	5	x	3	x	x	x	x	7	5	7
15	41	Robert KENNEDY	25	158	2	x	x	x	x	x	x	x	x	x	25	x
16	70	Kia McGREEVY	22	161	3	x	x	x	x	x	x	x	x	8	4	10
17	797	Aaron WRIGHT	20	163	2	x	2	x	x	9	9	x	x	x	x	x
18	55	Raymond CASEY	16	167	4	x	3	2	5	6	x	x	x	x	x	x
19	69	Caolan IRWIN	15	168	1	8	7	x	x	x	x	x	x	x	x	x
20	2	Jami COATES	15	168	0	x	x	x	2	5	5	3	x	x	x	x
21	40	Jaimie REA	13	170	2	x	x	x	1	1	3	1	5	2	x	x
22	7	Jamie PATTERSON (H)	11	172	2	5	6	x	x	x	x	x	x	x	x	x
23	36	Chris THOMPSON	9	174	2	x	x	x	4	x	x	5	x	x	x	x
24	39	Luke O'HIGGINS	7	176	2	x	x	x	x	x	x	x	7	x	x	x
25	139	Mark ABRAHAM	7	176	0	2	x	1	x	x	x	4	x	x	x	x
26	78	Dean CAMPBELL	6	177	1	x	x	6	x	x	x	x	x	x	x	x
27	48	Ian McCALLISTER	5	178	1	x	x	x	x	x	x	x	x	x	x	5
28	121	Eoin COLLINS	5	178	0	1	x	x	x	x	x	x	4	x	x	x
29	1	Steven TITTERINGTON	4	179	1	x	x	x	x	x	x	x	1	3	x	x
30	49	Chris DUNDEE	3	180	1	x	x	x	x	x	x	x	3	x	x	x
31	54	Des MACKESSY	3	180	0	x	x	x	x	3	x	x	x	x	x	x
32	27	Stephen MONTGOMERY	3	180	0	x	x	x	x	x	1	x	2	x	x	x
33	47	Stephen McKEOWN	2	181	1	x	x	x	x	2	x	x	x	x	x	x
34	58	Gary WINTERS	2	181	0	x	x	x	x	x	2	x	x	x	x	x
35	50	Kyle CROSS	2	181	0	x	x	x	x	x	x	x	x	1	1	x

**Event Legend**

#1	15/04/2017	IRISH CHAMPIONSHIP R1 - Bishops court Nat	#4	03/06/2017	IRISH CHAMPIONSHIP R5 - Kirkistown
#2	17/04/2017	IRISH CHAMPIONSHIP R2 - Kirkistown	#5	08/07/2017	IRISH CHAMPIONSHIP R7 - Bishops court Nat
#3	20/05/2017	IRISH CHAMPIONSHIP R4 - Bishops court Nat			

**SHORT CIRCUIT - ULSTER SUPERSPORT CUP**

2017

Pos	No.	Name	Total	Diff	Gap	#1		#2		#3		#4		#5		
						R1	R2	R1	R2	R1	R2	R1	R2	R1	R2	R3
1	221	Eunan McGLINCHY	195	0	0	x	x	25	25	20	25	25	25	25	25	x
2	40	Jaimie REA	141	54	54	6	5	13	20	13	16	16	16	x	20	
3	27	Stephen MONTGOMERY	114	81	27	9	9	9	10	10	11	9	10	10	11	16
4	49	Chris DUNDEE	92	103	22	10	11	16	13	11	10	10	11	x	x	x
5	50	Kyle CROSS	90	105	2	4	7	x	9	x	x	8	8	13	16	25
6	797	Aaron WRIGHT	80	115	10	x	20	7	8	25	20	x	x	x	x	x
7	121	Eoin COLLINS	77	118	3	16	x	6	7	x	x	11	13	11	13	x
8	139	Mark ABRAHAM	76	119	1	20	16	20	x	x	x	20	x	x	x	x
9	58	Gary WINTERS	57	138	19	x	x	x	x	9	13	6	5	6	5	13
10	69	Caolan IRWIN	50	145	7	25	25	x	x	x	x	x	x	x	x	x
11	32	Stephen McKEOWN	50	145	0	7	6	10	11	16	x	x	x	x	x	x
12	18	Andrew IRVINE	49	146	1	8	8	8	16	x	x	x	x	x	4	5
13	12	Alan ARMSTRONG	47	148	2	3	4	2	2	4	x	5	7	4	6	10
14	74	Dylan LEONARD	42	153	5	x	x	x	x	x	x	7	9	8	10	8
15	20	Sam LYONS	42	153	0	11	10	4	4	1	x	x	x	5	7	x
16	167	Jack WARING	42	153	0	x	x	5	6	5	7	x	x	9	9	1
17	39	Luke O'HIGGINS	41	154	1	x	x	x	x	x	8	13	20	x	x	x
18	70	Kia McGREEVY	40	155	1	x	x	x	x	x	x	x	x	20	20	x
19	115	Patrick FORMAN	37	158	3	13	13	11	x	x	x	x	x	x	x	x
20	66	Alan JOHNSTON	27	168	10	x	x	x	x	8	9	4	6	x	x	x
21	76	Kyle WALSH	23	172	4	x	x	x	x	x	5	2	4	x	3	9
22	120	Gary WRIGHT	17	178	6	x	x	x	1	3	4	3	3	3	x	x
23	64	Daniel McCLEAN	15	180	2	x	x	x	x	x	x	x	x	7	8	x
24	160	Wayne NICHOLSON	13	182	2	x	x	x	x	x	x	x	x	x	2	11
25	122	Adam JORDAN	11	184	2	x	1	x	3	7	x	x	x	x	x	x
26	248	Mark COLLEN	10	185	1	2	2	x	x	6	x	x	x	x	x	x
27	131	Lee CHAMBERS	9	186	1	x	x	x	x	x	x	x	x	1	1	7
28	391	Jonathan GORMLEY	8	187	1	x	x	3	5	x	x	x	x	x	x	x
29	4	Kevin BAKER	8	187	0	5	3	x	x	x	x	x	x	x	x	x
30	164	Kevin LAVERY	6	189	2	x	x	x	x	x	x	x	x	x	x	6
31	68	Hugh SMITH	6	189	0	x	x	x	x	x	6	x	x	x	x	x
32	156	Damien LYNCH	6	189	0	x	x	1	x	2	x	1	2	x	x	x
33	30	Dave LIDDY	4	191	2	x	x	x	x	x	x	x	x	x	x	4
34	151	Alan ELLIS	3	192	1	x	x	x	x	x	x	x	x	x	x	3
35	159	Maurice KEOGH	3	192	0	x	x	x	x	x	3	x	x	x	x	x
36	127	Andy DONALD	2	193	1	x	x	x	x	x	x	x	x	2	x	x
37	185	Bryan MOORE	2	193	0	x	x	x	x	x	x	x	x	x	x	2
38	52	Kelan SMITH	2	193	0	x	x	x	x	x	2	x	x	x	x	x
39	145	Lee OSPREY	1	194	1	x	x	x	x	x	x	x	1	x	x	x
40	252	Eric O'BYRNE	1	194	0	x	x	x	x	x	1	x	x	x	x	x
41	72	Dougie SHEARER	1	194	0	1	x	x	x	x	x	x	x	x	x	x

**Event Legend**

<b>#1</b>	<b>15/04/2017</b>	IRISH CHAMPIONSHIP R1 - Bishopscourt Nat	<b>#4</b>	<b>03/06/2017</b>	IRISH CHAMPIONSHIP R5 - Kirkistown
<b>#2</b>	<b>17/04/2017</b>	IRISH CHAMPIONSHIP R2 - Kirkistown	<b>#5</b>	<b>08/07/2017</b>	IRISH CHAMPIONSHIP R7 - Bishopscourt Nat
<b>#3</b>	<b>20/05/2017</b>	IRISH CHAMPIONSHIP R4 - Bishopscourt Nat			