



Irish Superbike Championship

Neil Robinson Memorial Races

at **Bishopscourt**

Saturday 8th & Sunday 9th July 2017

promoted by
Mid Antrim 150 Club
www.midantrim150.co.uk



**SPARES & REPAIRS QUARRY PLANT
MOTO 3 (125cc GP)**


&



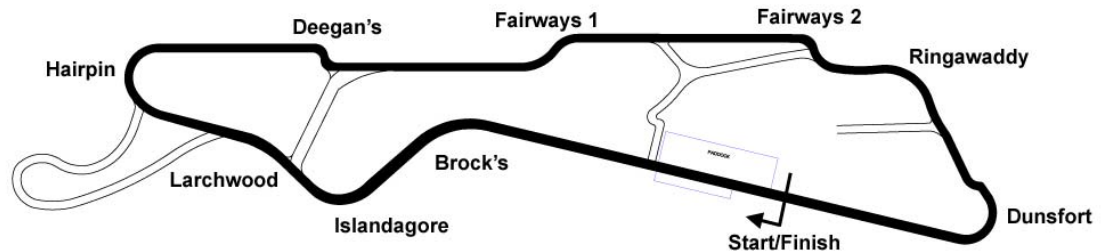
LIGHTWEIGHT SUPERSPORT

&

FORGOTTEN ERA



Bishopscourt National Circuit 1.824 miles



LAP RECORDS

Class	Rider	Machine	m	s	mph	Date
Young Guns Challenge	Aaron Clifford	Aprilia 125	1	22.864	79.243	20-07-13
Junior Cup	Sam Laffins	Kawasaki 300	1	21.815	80.259	21-10-16
125cc GP	Nigel Percy	Honda	1	13.913	88.840	21-10-07
Moto 3	Richard Kerr	KTM 250	1	13.640	89.169	22-10-16
250cc GP	Mark Hanna	Honda	1	11.963	91.247	16-10-10
Lightweight Supersport	Kirk Dickey	Kawasaki 400	1	15.427	87.056	18-04-15
Production Twin	Eunan McGlinchey	Suzuki 650	1	14.020	88.711	20-05-17
SuperTwin	Glenn Irwin	Kawasaki 650	1	11.293	92.104	25-10-14
Pre-Injection	Steven Titterington	Yamaha 600	1	11.917	91.305	19-09-15
Supersport	Glenn Irwin	Kawasaki	1	07.474	97.317	25-10-14
Supersport Cup	Korie McGreevy	Triumph 675	1	10.281	93.431	25-10-14
Superbike	Christian Iddon	BMW	1	05.223	100.676	22-10-16
Superbike Cup	Richard Rea	Honda	1	10.095	93.679	13-06-09
Formula One Era Superbike	Chris Campbell	Kawasaki 750	1	12.112	91.058	17-09-16
Sidecar	Tim Reeves	LCR Kawasaki	1	10.032	93.763	25-10-14
	Lee Watson					
Classic 250cc	Brian Mateer	Suzuki	1	27.365	75.161	15-04-17
Classic 350cc	James Conroy	Honda	1	23.114	79.005	15-04-17
Classic 500cc	Alex Conroy	Honda	1	24.275	77.916	19-04-14
Classic 1000cc	Brian Rapple	Weslake 850	1	24.839	77.398	23-08-08



NEIL ROBINSON MEMORIAL RACES

IRISH CHAMPIONSHIP R7 - Bishopscourt Nat

Sorted on best lap time

LIGHTWEIGHT SUPERSPORT & MOTO 3 (125GP)

Bishopscourt National 1.824 miles

Qualifying

08/07/2017 09:12

Practice started at 9:37:01

Pos	Class	No.	Name	T	Make	Sponsor	Best Tm	Diff	Gap	Best Speed	In Lap	Laps	2nd Best
GP125													
1	GP125	23	Cahal GRAHAM	D	Honda 125	Graham Automotive	1:19.803			82.283	4	4	1:21.488
2	GP125	55	Kyle CROSS	D	Honda 125	Mago	1:20.111	0.308	0.308	81.966	6	7	1:20.439
3	GP125	16	Connall COURTNEY	D	Honda 250 Moto 3	Mototech CCR	1:21.019	1.216	0.908	81.048	7	7	1:21.642
4	GP125	155	Jonny CAMPBELL	D	Honda 125	PSC Racing	1:21.925	2.122	0.906	80.151	2	3	1:28.127
5	GP125	35	Padraig GRAHAM	D	Honda 125	D & G W / Graham 6	1:22.056	2.253	0.131	80.023	5	5	1:24.764
6	GP125	5	Kyle MARTIN	D	Honda 125		1:22.842	3.039	0.786	79.264	7	8	1:24.344
7	GP125	86	Nigel MOORE	D	Honda 125		1:22.966	3.163	0.124	79.146	5	7	1:23.012
8	GP125	123	Andrew CAIRNS	D	Honda 125	Cairns Racing	1:23.130	3.327	0.164	78.990	8	8	1:23.709
9	GP125	100	Kyle NOLAN	D	Honda 125	PSC Racing	1:23.194	3.391	0.064	78.929	7	7	1:23.644
10	GP125	33	Nathan CAIRNS	D	Honda 125	Cairns Racing	1:23.689	3.886	0.495	78.462	5	8	1:24.248
LWSS													
1	LWSS	56	Mark CAMBLIN		Yamaha 400		1:17.039			85.235	4	8	1:17.066
2	LWSS	78	Dean CAMPBELL		Yamaha 400	PK Racing	1:17.836	0.797	0.797	84.362	4	4	1:18.151
3	LWSS	11	Callum LAIDLAW		Yamaha 400	R T & E Racing	1:18.802	1.763	0.966	83.328	7	8	1:19.088
4	LWSS	1	Alvin GRIFFIN		Kawasaki 400		1:18.960	1.921	0.158	83.161	3	7	1:19.403
5	LWSS	9	Alex TAYLOR		Aprilia 450	Scott Racing Motorcycles	1:19.508	2.469	0.548	82.588	6	8	1:20.511
6	LWSS	39	Kirk DICKEY		Kawasaki 400		1:19.767	2.728	0.259	82.320	5	6	1:20.647
7	LWSS	13	Gary McCOY		Yamaha 400		1:20.726	3.687	0.959	81.342	7	7	1:21.096
8	LWSS	113	Slane MAGUIRE		Kawasaki 400	Team Sonic Racing	1:20.996	3.957	0.270	81.071	7	8	1:21.363
9	LWSS	70	Jacque FOLEY		Kawasaki 400		1:21.203	4.164	0.207	80.864	6	8	1:21.335
10	LWSS	71	Wayne GILLESPIE	A	Kawasaki 400		1:22.960	5.921	1.757	79.151	5	6	1:23.052
11	LWSS	8	Loris BRITTON		Kawasaki 400		1:23.094	6.055	0.134	79.024	4	7	1:23.121
12	LWSS	800	Gordon CLARK		Kawasaki 400		1:23.520	6.481	0.426	78.621	5	7	1:24.864
13	LWSS	99	Luke HOUSTON		Kawasaki 400		1:24.046	7.007	0.526	78.129	7	7	1:24.802
14	LWSS	101	Ryan HAMILTON	A	Kawasaki 400		1:26.837	9.798	2.791	75.618	5	5	1:27.065
15	LWSS	116	Roy BEATTIE		Kawasaki 400	BSR	1:27.952	10.913	1.115	74.659	5	7	1:28.706
16	LWSS	21	Scott RUSSELL		Kawasaki 400		1:29.643	12.604	1.691	73.251	6	7	1:30.054
17	LWSS	105	Darren DUNCAN		Suzuki 400		1:29.916	12.877	0.273	73.028	7	7	1:30.017
18	LWSS	7	Michael HOUSTON		Kawasaki 250		1:31.510	14.471	1.594	71.756	3	3	1:35.174
19	LWSS	43	Liam KENNY	A	Kawasaki 400		1:32.861	15.822	1.351	70.712	7	7	1:33.307
20	LWSS	153	Ivan BOLT	A	Kawasaki 400	H & A	1:34.460	17.421	1.599	69.515	5	7	1:35.988
21	LWSS	90	Jackie MORGAN		Yamaha 400		1:38.394	21.355	3.934	66.736	5	7	1:40.334
22	LWSS	53	Nicola FARRISSEY		Honda 400		1:38.899	21.860	0.505	66.395	5	7	1:39.733

Announcements

No 8 - TRANSPONDER NOT DETECTED
 NUMBER CLASH - Roy BEATTIE PLEASE USE 116
 Weather: Sunny / Track: Dry

Promoted by Mid-Antrim 150 Club

Orbits

Provisional result to be confirmed by the Stewards of the Meeting subject to the completion of technical inspections and the time limit for protests
 MCUI (Ulster Centre) Timing @ www.elaps-timing.com



Ride on Delta Seven

Printed: 08/07/2017 10:06:52



NEIL ROBINSON MEMORIAL RACES

IRISH CHAMPIONSHIP R7 - Bishopscourt Nat

LIGHTWEIGHT SUPERSPORT & MOTO 3 (125GP)

Bishopscourt National 1.824 miles

Qualifying

08/07/2017 09:12

Practice started at 9:37:01

(56) Mark CAMBLIN			(23) Cahal GRAHAM			(155) Jonny CAMPBELL			(123) Andrew CAIRNS		
1			3	1:21.983	+2.216	1			1		
2	1:20.950	+3.911	4	1:20.647	+0.880	2	1:23.472	+2.269	2	1:27.075	+3.981
3	1:17.943	+0.904	5	1:19.767		3	1:26.508	+5.305	3	1:24.875	+1.781
4	1:17.039		6	1:21.560	+1.793	4	1:21.335	+0.132	4	1:23.094	
5	1:19.122	+2.083	(23) Cahal GRAHAM			5	1:22.032	+0.829	5	1:23.121	+0.027
6	1:18.926	+1.887	1			6	1:21.203		6	1:23.538	+0.444
7	1:17.066	+0.027	2	1:23.330	+3.527	7	1:23.173	+1.970	7	1:24.444	+1.350
8	1:18.643	+1.604	3	1:21.488	+1.685	8	1:26.765	+5.562	(123) Andrew CAIRNS		
(78) Dean CAMPBELL			(55) Kyle CROSS			(155) Jonny CAMPBELL			(123) Andrew CAIRNS		
1			1			1			1		
2	1:20.141	+2.305	2	2:31.093	+1:10.982	2	1:21.925		2	1:26.633	+3.503
3	1:18.151	+0.315	3	1:22.602	+2.491	3	1:28.127	+6.202	3	1:25.700	+2.570
4	1:17.836		4	1:20.980	+0.869	(35) Padraig GRAHAM			4	1:24.355	+1.225
(11) Callum LAIDLAW			5	1:20.439	+0.328	1			5	1:24.134	+1.004
1			6	1:20.111		2	1:29.824	+7.768	6	1:23.709	+0.579
2	1:20.553	+1.751	7	1:22.478	+2.367	3	1:30.268	+8.212	7	1:26.012	+2.882
3	1:19.574	+0.772	(13) Gary McCOY			4	1:24.764	+2.708	8	1:23.130	
4	1:19.297	+0.495	1			5	1:22.056		(100) Kyle NOLAN		
5	1:20.281	+1.479	2	1:27.711	+6.985	(5) Kyle MARTIN			1		
6	1:19.088	+0.286	3	1:23.108	+2.382	1			2	1:26.557	+3.363
7	1:18.802		4	1:22.227	+1.501	2	1:28.966	+6.124	3	1:25.028	+1.834
8	1:19.747	+0.945	5	1:24.349	+3.623	3	1:28.823	+5.981	4	1:24.121	+0.927
(1) Alvin GRIFFIN			6	1:21.096	+0.370	4	1:26.771	+3.929	5	1:24.844	+1.450
1			7	1:20.726		5	1:25.603	+2.761	6	1:23.844	+0.450
2	1:22.095	+3.135	(113) Slane MAGUIRE			6	1:26.139	+3.297	7	1:23.194	
3	1:18.960		1			7	1:22.842		(800) Gordon CLARK		
4	1:20.466	+1.506	2	1:30.241	+9.245	8	1:24.344	+1.502	1		
5	1:19.554	+0.594	3	1:23.424	+2.428	(71) Wayne GILLESPIE			2	1:25.755	+2.235
6	1:19.500	+0.540	4	1:22.562	+1.566	1			3	1:25.443	+1.923
7	1:19.403	+0.443	5	1:23.489	+2.493	2	1:26.649	+3.689	4	1:27.330	+3.810
(9) Alex TAYLOR			6	1:21.363	+0.367	3	1:23.309	+0.349	5	1:23.520	
1			7	1:20.996		4	1:23.052	+0.092	6	1:24.864	+1.344
2	1:25.584	+6.076	8	1:23.060	+2.064	5	1:22.960		7	1:45.944	+22.424
3	1:22.161	+2.653	(16) Connall COURTNEY			6	1:26.139	+3.297	(33) Nathan CAIRNS		
4	1:22.011	+2.503	1			7	1:22.842		1		
5	1:21.327	+1.819	2	1:30.655	+9.636	8	1:24.344	+1.502	2	1:25.804	+2.115
6	1:19.508		3	1:28.363	+7.344	(86) Nigel MOORE			3	1:24.284	+0.595
7	1:21.764	+2.256	4	1:23.604	+2.585	1			4	1:24.248	+0.559
8	1:20.511	+1.003	5	1:22.063	+1.044	2	1:28.746	+5.780	5	1:23.689	
(39) Kirk DICKEY			6	1:21.642	+0.623	3	1:24.133	+1.167	6	1:24.340	+0.651
1			7	1:21.019		4	1:25.308	+2.342	7	1:28.302	+4.613
2	1:26.134	+6.367	(70) Jacque FOLEY			5	1:22.966		8	1:24.573	+0.884
(8) Loris BRITTON			(70) Jacque FOLEY			6	1:23.856	+0.890	(99) Luke HOUSTON		
(8) Loris BRITTON			(70) Jacque FOLEY			7	1:23.012	+0.046	1		
(8) Loris BRITTON			(70) Jacque FOLEY			(8) Loris BRITTON			2	1:33.441	+9.395

Promoted by Mid-Antrim 150 Club

Orbits

Provisional result to be confirmed by the Stewards of the Meeting subject to the completion of technical inspections and the time limit for protests
MCUI (Ulster Centre) Timing @ www.elaps-timing.com



Ride on Delta Seven



NEIL ROBINSON MEMORIAL RACES

IRISH CHAMPIONSHIP R7 - Bishopscourt Nat

LIGHTWEIGHT SUPERSPORT & MOTO 3 (125GP)

Bishopscourt National 1.824 miles

Qualifying

08/07/2017 09:12

Practice started at 9:37:01

3	1:26.755	+2.709	4	1:34.907	+2.046
4	1:26.392	+2.346	5	1:33.307	+0.446
5	1:25.275	+1.229	6	1:33.590	+0.729
6	1:24.802	+0.756	7	1:32.861	
7	1:24.046				

(153) Ivan BOLT

1			1		
2	1:31.068	+4.231	2	1:41.117	+6.657
3	1:28.675	+1.838	3	1:44.025	+9.565
4	1:27.065	+0.228	4	1:36.261	+1.801
5	1:26.837		5	1:34.460	
			6	1:35.988	+1.528
			7	1:35.989	+1.529

(101) Ryan HAMILTON

(90) Jackie MORGAN

1			1		
2	1:31.810	+3.858	2	1:41.257	+2.863
3	1:30.441	+2.489	3	1:42.585	+4.191
4	1:30.141	+2.189	4	1:40.883	+2.489
5	1:27.952		5	1:38.394	
6	1:28.706	+0.754	6	1:40.334	+1.940
7	1:29.005	+1.053	7	1:41.081	+2.687

(116) Roy BEATTIE

(53) Nicola FARRISSEY

1			1		
2	1:36.391	+6.748	2	1:39.733	+0.834
3	1:37.170	+7.527	3	1:42.145	+3.246
4	1:30.987	+1.344	4	1:40.814	+1.915
5	1:31.528	+1.885	5	1:38.899	
6	1:29.643		6	1:41.607	+2.708
7	1:30.054	+0.411	7	1:41.773	+2.874

(21) Scott RUSSELL

(105) Darren DUNCAN

1					
2	1:34.718	+4.802			
3	1:30.390	+0.474			
4	1:30.947	+1.031			
5	1:30.017	+0.101			
6	1:30.831	+0.915			
7	1:29.916				

(7) Michael HOUSTON

1					
2	1:35.174	+3.664			
3	1:31.510				

(43) Liam KENNY

1					
2	1:36.816	+3.955			
3	1:36.293	+3.432			

Promoted by Mid-Antrim 150 Club

Orbits

Provisional result to be confirmed by the Stewards of the Meeting subject to the completion of technical inspections and the time limit for protests
MCUI (Ulster Centre) Timing @ www.elaps-timing.com



Ride on Delta Seven



2&4
WHEEL MOTORSPORT
STEERING GROUP LTD.



MCUI (Ulster Centre) www.mcui-uc.org.uk



NEIL ROBINSON MEMORIAL RACES

IRISH CHAMPIONSHIP R7 - Bishopscourt Nat

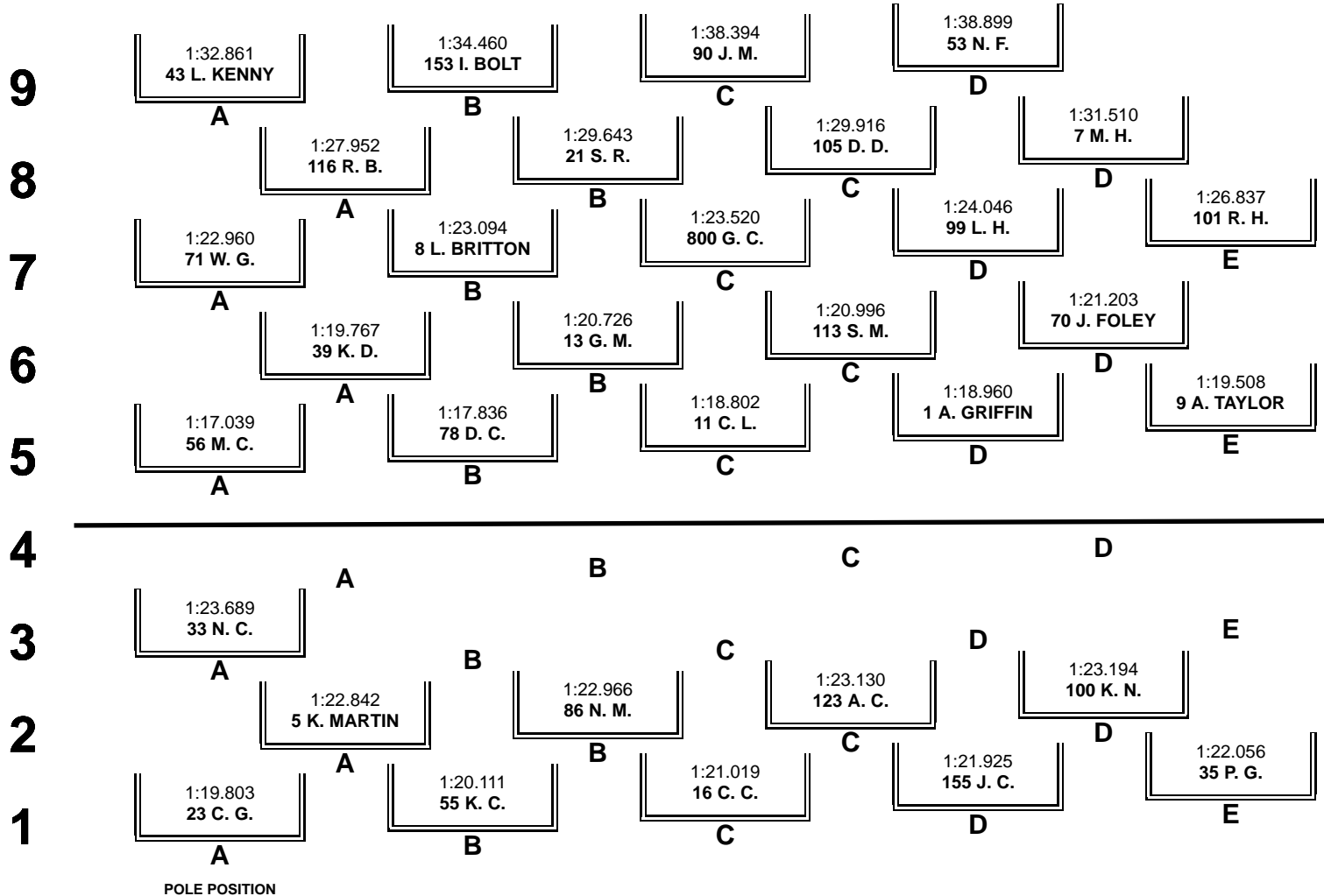
LIGHTWEIGHT SUPERSPORT & MOTO 3 (125GP)

Bishopscourt National 1.824 miles

R2: Scott&Stinson/Spares&Repairs/Dunlop/Avon Tyres Race One

08/07/2017 11:15

Race (7 Laps)



Promoted by Mid-Antrim 150 Club

Orbits

Provisional result to be confirmed by the Stewards of the Meeting subject to the completion of technical inspections and the time limit for protests
MCUI (Ulster Centre) Timing @ www.elaps-timing.com

R. Agnew



**Ride on
Delta
Seven**



NEIL ROBINSON MEMORIAL RACES

IRISH CHAMPIONSHIP R7 - Bishopscourt Nat

Sorted on Laps

LIGHTWEIGHT SUPERSPORT & MOTO 3 (125GP)

Bishopscourt National 1.824 miles

R2: Scott&Stinson/Spares&Repairs/Dunlop/Avon Tyres Race One

08/07/2017 11:15

Race (7 Laps) started at 12:10:12

Pos	Class	No.	Name	T	Make	Sponsor	Laps	Total Tm	Diff	Gap	Avg. Speed	Best Tm	Best Speed	In Lap
GP125														
1	GP125	155	Jonny CAMPBELL	D	Honda 125	PSC Racing	7	9:19.549			82.146	1:17.772	84.431	7
2	GP125	55	Kyle CROSS	D	Honda 125	Mago	7	9:19.809	0.260	0.260	82.108	1:18.481	83.669	7
3	GP125	16	Connall COURTNEY	D	Honda 250 Moto 3	Mototech CCR	7	9:25.954	6.405	6.145	81.216	1:18.722	83.413	4
4	GP125	86	Nigel MOORE	D	Honda 125		7	9:38.086	18.537	12.132	79.512	1:20.063	82.015	7
5	GP125	123	Andrew CAIRNS	D	Honda 125	Cairns Racing	7	9:43.435	23.886	5.349	78.783	1:21.971	80.106	2
6	GP125	5	Kyle MARTIN	D	Honda 125		7	9:55.008	35.459	11.573	77.251	1:22.334	79.753	2
Not classified														
DNF	GP125	100	Kyle NOLAN	D	Honda 125	PSC Racing	7	9:54.070	DNF		77.373	1:21.129	80.938	5
DNF	GP125	35	Padraig GRAHAM	D	Honda 125	D & G W / Graham 6	1	1:24.359	DNF		77.839	1:24.359	77.839	1
DNF	GP125	23	Cahal GRAHAM	D	Honda 125	Graham Automotive	1	1:25.057	DNF		77.200	1:25.057	77.200	1
DNS	GP125	33	Nathan CAIRNS	D	Honda 125	Cairns Racing		0.000	DNS		-	-	-	0
LWSS														
1	LWSS	78	Dean CAMPBELL		Yamaha 400	PK Racing	7	9:11.169			83.395	1:17.537	84.687	5
2	LWSS	39	Kirk DICKEY		Kawasaki 400		7	9:14.152	2.983	2.983	82.946	1:17.281	84.968	7
3	LWSS	1	Alvin GRIFFIN		Kawasaki 400		7	9:14.215	3.046	0.063	82.937	1:17.351	84.891	3
4	LWSS	9	Alex TAYLOR		Aprilia 450	Scott Racing Motorcycles	7	9:14.607	3.438	0.392	82.878	1:17.280	84.969	7
5	LWSS	56	Mark CAMBLIN		Yamaha 400		7	9:17.050	5.881	2.443	82.515	1:16.557	85.771	3
6	LWSS	13	Gary McCOY		Yamaha 400		7	9:18.604	7.435	1.554	82.285	1:17.703	84.506	4
7	LWSS	11	Callum LAIDLAW		Yamaha 400	R T & E Racing	7	9:18.639	7.470	0.035	82.280	1:17.831	84.367	3
8	LWSS	113	Slane MAGUIRE		Kawasaki 400	Team Sonic Racing	7	9:34.507	23.338	15.868	80.007	1:19.569	82.525	4
9	LWSS	70	Jacque FOLEY		Kawasaki 400		7	9:36.943	25.774	2.436	79.670	1:20.389	81.683	2
10	LWSS	8	Loris BRITTON		Kawasaki 400		7	9:37.799	26.630	0.856	79.552	1:20.625	81.444	5
11	LWSS	800	Gordon CLARK		Kawasaki 400		7	9:48.337	37.168	10.538	78.127	1:22.261	79.824	6
12	LWSS	99	Luke HOUSTON		Kawasaki 400		7	9:59.136	47.967	10.799	76.718	1:23.732	78.422	5
13	LWSS	71	Wayne GILLESPIE	A	Kawasaki 400		7	10:04.038	52.869	4.902	76.096	1:24.691	77.534	6
14	LWSS	101	Ryan HAMILTON	A	Kawasaki 400		7	10:04.039	52.870	0.001	76.096	1:23.868	78.294	6
15	LWSS	116	Roy BEATTIE		Kawasaki 400	BSR	7	10:29.911	1:18.742	25.872	72.970	1:27.821	74.770	6
16	LWSS	21	Scott RUSSELL		Kawasaki 400		6	9:20.970	1 Lap	1 Lap	70.233	1:31.700	71.607	2
17	LWSS	90	Jackie MORGAN		Yamaha 400		6	9:40.012	1 Lap	19.042	67.927	1:34.855	69.226	2
18	LWSS	43	Liam KENNY	A	Kawasaki 400		6	9:40.676	1 Lap	0.664	67.849	1:33.259	70.410	4
19	LWSS	153	Ivan BOLT	A	Kawasaki 400	H & A	6	9:44.920	1 Lap	4.244	67.357	1:34.074	69.800	3
20	LWSS	53	Nicola FARRISSEY		Honda 400		6	9:49.308	1 Lap	4.388	66.855	1:34.467	69.510	3
Not classified														
DNS	LWSS	105	Darren DUNCAN		Suzuki 400			0.000	DNS	6 Laps	-	-	-	0
DNS	LWSS	7	Michael HOUSTON		Kawasaki 250			0.000	DNS		-	-	-	0

Announcements

GP125 90% = 73.931, LWSS 90% = 75.056

Weather: Sunny / Track: Dry

Margin of Victory	Avg. Speed	Best Lap Tm	Best Speed	Best Lap by
2.983	83.395	1:16.557	85.771	56 - Mark CAMBLIN

Promoted by Mid-Antrim 150 Club

Orbits

Provisional result to be confirmed by the Stewards of the Meeting subject to the completion of technical inspections and the time limit for protests

MCUI (Ulster Centre) Timing @ www.elaps-timing.com

R. Agnew



Ride on Delta Seven



NEIL ROBINSON MEMORIAL RACES

IRISH CHAMPIONSHIP R7 - Bishopscourt Nat

LIGHTWEIGHT SUPERSPORT & MOTO 3 (125GP)

Bishopscourt National 1.824 miles

R2: Scott&Stinson/Spares&Repairs/Dunlop/Avon Tyres Race One

08/07/2017 11:15

Race (7 Laps) started at 12:10:12

(78) Dean CAMPBELL			3	1:17.802	+0.099	7	1:21.954	+2.385	2	1:22.334	
1	1:38.264	+20.727	4	1:17.703					3	1:23.015	+0.681
2	1:17.643	+0.106	5	1:18.496	+0.793	(70) Jacque FOLEY			4	1:24.837	+2.503
3	1:17.577	+0.040	6	1:18.626	+0.923	1	1:42.335	+21.946	5	1:24.238	+1.904
4	1:18.260	+0.723	7	1:19.972	+2.269	2	1:20.389		6	1:25.126	+2.792
5	1:17.537		(11) Callum LAIDLAW			3	1:21.358	+0.969	7	1:25.692	+3.358
6	1:17.669	+0.132	1	1:40.449	+22.618	4	1:21.254	+0.865	(99) Luke HOUSTON		
7	1:18.314	+0.777	2	1:19.118	+1.287	5	1:20.732	+0.343	1	1:46.754	+23.022
(39) Kirk DICKEY			3	1:17.831		6	1:21.117	+0.728	2	1:25.073	+1.341
1	1:40.746	+23.465	4	1:18.588	+0.757	7	1:23.853	+3.464	3	1:24.900	+1.168
2	1:18.929	+1.648	5	1:18.740	+0.909	(8) Loris BRITTON			4	1:24.295	+0.563
3	1:17.832	+0.551	6	1:18.662	+0.831	1	1:42.842	+22.217	5	1:23.732	
4	1:17.687	+0.406	7	1:19.346	+1.515	2	1:22.273	+1.648	6	1:24.209	+0.477
5	1:17.828	+0.547	(155) Jonny CAMPBELL			3	1:21.366	+0.741	7	1:24.268	+0.536
6	1:17.944	+0.663	1	1:26.539	+8.767	4	1:20.811	+0.186	(71) Wayne GILLESPIE		
7	1:17.281		2	1:19.389	+1.617	5	1:20.625		1	1:44.938	+20.247
(1) Alvin GRIFFIN			3	1:18.907	+1.135	6	1:20.780	+0.155	2	1:26.556	+1.865
1	1:40.309	+22.958	4	1:18.995	+1.223	7	1:23.197	+2.572	3	1:25.992	+1.301
2	1:18.528	+1.177	5	1:19.008	+1.236	(86) Nigel MOORE			4	1:25.885	+1.194
3	1:17.351		6	1:18.939	+1.167	1	1:29.416	+9.353	5	1:24.967	+0.276
4	1:17.848	+0.497	7	1:17.772		2	1:21.499	+1.436	6	1:24.691	
5	1:17.986	+0.635	(55) Kyle CROSS			3	1:21.583	+1.520	7	1:25.104	+0.413
6	1:18.659	+1.308	1	1:26.047	+7.566	4	1:20.908	+0.845	(101) Ryan HAMILTON		
7	1:17.629	+0.278	2	1:19.299	+0.818	5	1:20.802	+0.739	1	1:48.245	+24.377
(9) Alex TAYLOR			3	1:19.216	+0.735	6	1:23.815	+3.752	2	1:25.567	+1.699
1	1:39.757	+22.477	4	1:19.084	+0.603	7	1:20.063		3	1:24.441	+0.573
2	1:19.250	+1.970	5	1:18.879	+0.398	(123) Andrew CAIRNS			4	1:24.669	+0.801
3	1:17.637	+0.357	6	1:18.803	+0.322	1	1:29.271	+7.300	5	1:24.486	+0.618
4	1:18.223	+0.943	7	1:18.481		2	1:21.971		6	1:23.868	
5	1:18.430	+1.150	(16) Connall COURTNEY			3	1:22.265	+0.294	7	1:26.858	+2.990
6	1:18.125	+0.845	1	1:28.150	+9.428	4	1:22.373	+0.402	(116) Roy BEATTIE		
7	1:17.280		2	1:22.361	+3.639	5	1:22.677	+0.706	1	1:50.917	+23.096
(56) Mark CAMBLIN			3	1:19.276	+0.554	6	1:22.841	+0.870	2	1:29.270	+1.449
1	1:39.956	+23.399	4	1:18.722		7	1:22.037	+0.066	3	1:29.133	+1.312
2	1:17.525	+0.968	5	1:18.810	+0.088	(800) Gordon CLARK			4	1:29.340	+1.519
3	1:16.557		6	1:18.979	+0.257	1	1:44.553	+22.292	5	1:28.790	+0.969
4	1:18.086	+1.529	7	1:19.656	+0.934	2	1:23.190	+0.929	6	1:27.821	
5	1:17.454	+0.897	(113) Slane MAGUIRE			3	1:22.397	+0.136	7	1:28.735	+0.914
6	1:18.994	+2.437	1	1:45.039	+25.470	4	1:22.954	+0.693	(21) Scott RUSSELL		
7	1:22.573	+6.016	2	1:21.189	+1.620	5	1:23.100	+0.839	1	1:54.953	+23.253
(13) Gary McCOY			3	1:20.621	+1.052	6	1:22.261		2	1:31.700	
1	1:41.547	+23.844	4	1:19.569		7	1:23.977	+1.716	3	1:32.371	+0.671
2	1:18.553	+0.850	5	1:20.481	+0.912	(5) Kyle MARTIN			4	1:32.344	+0.644
			6	1:19.749	+0.180	1	1:29.766	+7.432	5	1:31.729	+0.029

Promoted by Mid-Antrim 150 Club

Orbits

Provisional result to be confirmed by the Stewards of the Meeting subject to the completion of technical inspections and the time limit for protests
MCUI (Ulster Centre) Timing @ www.elaps-timing.com



Ride on
Delta
Seven



NEIL ROBINSON MEMORIAL RACES

IRISH CHAMPIONSHIP R7 - Bishopscourt Nat

LIGHTWEIGHT SUPERSPORT & MOTO 3 (125GP)

Bishopscourt National 1.824 miles

R2: Scott&Stinson/Spares&Repairs/Dunlop/Avon Tyres Race One

08/07/2017 11:15

Race (7 Laps) started at 12:10:12

6 1:31.968 +0.268

(90) Jackie MORGAN

1	1:56.768	+21.913
2	1:34.855	
3	1:36.054	+1.199
4	1:35.349	+0.494
5	1:34.975	+0.120
6	1:36.106	+1.251

(43) Liam KENNY

1	2:01.127	+27.868
2	1:36.302	+3.043
3	1:34.042	+0.783
4	1:33.259	
5	1:34.700	+1.441
6	1:35.341	+2.082

(153) Ivan BOLT

1	1:59.278	+25.204
2	1:39.146	+5.072
3	1:34.074	
4	1:35.094	+1.020
5	1:36.721	+2.647
6	1:34.702	+0.628

(53) Nicola FARRISSEY

1	1:59.878	+25.411
2	1:36.004	+1.537
3	1:34.467	
4	1:35.910	+1.443
5	1:37.008	+2.541
6	1:40.136	+5.669

(100) Kyle NOLAN

1	1:27.602	+6.473
2	1:22.702	+1.573
3	1:21.667	+0.538
4	1:21.572	+0.443
5	1:21.129	
6	1:23.881	+2.752
7	1:35.517	+14.388

(35) Pdraig GRAHAM

1 1:24.359

(23) Cahal GRAHAM

1 1:25.057

Promoted by Mid-Antrim 150 Club

Provisional result to be confirmed by the Stewards of the Meeting subject to the completion of technical inspections and the time limit for protests
MCUI (Ulster Centre) Timing @ www.elaps-timing.com



Orbits
Ride on
Delta
Seven



NEIL ROBINSON MEMORIAL RACES

IRISH CHAMPIONSHIP R7 - Bishopscourt Nat

Sorted on Laps

LIGHTWEIGHT SUPERSPORT & MOTO 3 (125GP)

Bishopscourt National 1.824 miles

R11: Scott&Stinson/Spares&Repairs/Dunlop/Avon Tyres Race Two 08/07/2017 14:30

Race (7 Laps) started at 15:49:00

Pos	Class	No.	Name	T	Make	Sponsor	Laps	Total Tm	Diff	Gap	Avg. Speed	Best Tm	Best Speed	In Lap
GP125														
1	GP125	155	Jonny CAMPBELL	D	Honda 125	PSC Racing	7	9:16.334			82.621	1:17.068	85.203	7
2	GP125	55	Kyle CROSS	D	Honda 125	Mago	7	9:19.552	3.218	3.218	82.146	1:18.352	83.806	6
3	GP125	16	Connall COURTNEY	D	Honda 250 Moto 3	Mototech CCR	7	9:19.628	3.294	0.076	82.135	1:17.832	84.366	5
4	GP125	86	Nigel MOORE	D	Honda 125		7	9:35.670	19.336	16.042	79.846	1:20.414	81.657	7
5	GP125	100	Kyle NOLAN	D	Honda 125	PSC Racing	7	9:37.629	21.295	1.959	79.575	1:20.627	81.442	5
6	GP125	123	Andrew CAIRNS	D	Honda 125	Cairns Racing	7	9:54.095	37.761	16.466	77.369	1:22.021	80.058	7
7	GP125	33	Nathan CAIRNS	D	Honda 125	Cairns Racing	7	9:55.717	39.383	1.622	77.159	1:22.583	79.513	6
8	GP125	5	Kyle MARTIN	D	Honda 125		7	10:01.239	44.905	5.522	76.450	1:23.080	79.037	2
Not classified														
DNF	GP125	35	Padraig GRAHAM	D	Honda 125	D & G W / Graham 6	5	6:41.137	DNF		81.847	1:17.854	84.342	3
DNS	GP125	23	Cahal GRAHAM	D	Honda 125	Graham Automotive		0.000	DNS		-	-	-	0
LWSS														
1	LWSS	78	Dean CAMPBELL		Yamaha 400	PK Racing	7	9:14.055			82.961	1:17.355	84.887	5
2	LWSS	9	Alex TAYLOR		Aprilia 450	Scott Racing Motorcycles	7	9:14.204	0.149	0.149	82.938	1:16.920	85.367	5
3	LWSS	39	Kirk DICKEY		Kawasaki 400		7	9:14.238	0.183	0.034	82.933	1:16.028	86.368	7
4	LWSS	11	Callum LAIDLAW		Yamaha 400	R T & E Racing	7	9:17.584	3.529	3.346	82.436	1:17.488	84.741	5
5	LWSS	1	Alvin GRIFFIN		Kawasaki 400		7	9:18.670	4.615	1.086	82.275	1:16.655	85.662	5
6	LWSS	13	Gary McCOY		Yamaha 400		7	9:21.409	7.354	2.739	81.874	1:17.863	84.333	4
7	LWSS	56	Mark CAMBLIN		Honda 400		7	9:29.342	15.287	7.933	80.733	1:19.665	82.425	7
8	LWSS	70	Jacque FOLEY		Kawasaki 400		7	9:32.643	18.588	3.301	80.268	1:19.708	82.381	6
9	LWSS	113	Slane MAGUIRE		Kawasaki 400	Team Sonic Racing	7	9:34.108	20.053	1.465	80.063	1:19.802	82.284	2
10	LWSS	8	Loris BRITTON		Kawasaki 400		7	9:45.542	31.487	11.434	78.500	1:21.237	80.830	2
11	LWSS	800	Gordon CLARK		Kawasaki 400		7	9:46.932	32.877	1.390	78.314	1:22.016	80.062	4
12	LWSS	99	Luke HOUSTON		Kawasaki 400		7	9:57.906	43.851	10.974	76.876	1:23.970	78.199	4
13	LWSS	101	Ryan HAMILTON	A	Kawasaki 400		7	10:04.210	50.155	6.304	76.074	1:24.695	77.530	7
14	LWSS	116	Roy BEATTIE		Kawasaki 400	BSR	6	9:06.968	1 Lap	1 Lap	72.031	1:28.946	73.825	2
15	LWSS	105	Darren DUNCAN		Suzuki 400		6	9:08.527	1 Lap	1.559	71.826	1:29.449	73.409	6
16	LWSS	21	Scott RUSSELL		Kawasaki 400		6	9:14.594	1 Lap	6.067	71.040	1:30.189	72.807	4
17	LWSS	43	Liam KENNY	A	Kawasaki 400		6	9:36.586	1 Lap	21.992	68.330	1:32.577	70.929	5
18	LWSS	53	Nicola FARRISSEY		Honda 400		6	9:41.395	1 Lap	4.809	67.765	1:32.051	71.334	6
19	LWSS	90	Jackie MORGAN		Yamaha 400		6	9:42.663	1 Lap	1.268	67.618	1:33.247	70.419	6
Not classified														
DNF	LWSS	71	Wayne GILLESPIE	A	Kawasaki 400		4	5:50.599	DNF		74.916	1:25.369	76.918	2
DNF	LWSS	88	Peter FLETCHER	A	Kawasaki 400		4	5:59.617	DNF		73.038	1:25.219	77.053	2
DNF	LWSS	153	Ivan BOLT	A	Kawasaki 400	H & A	1	1:56.192	DNF		56.513	2:05.985	52.120	1
DNS	LWSS	7	Michael HOUSTON		Kawasaki 250			0.000	DNS		-	-	-	0

Announcements

GP125 90% = 74.359, LWSS 90% = 74.665

Weather: Sunny / Track: Dry

Margin of Victory	Avg. Speed	Best Lap Tm	Best Speed	Best Lap by
0.149	82.961	1:16.028	86.368	39 - Kirk DICKEY

Promoted by Mid-Antrim 150 Club

Orbits

Provisional result to be confirmed by the Stewards of the Meeting subject to the completion of technical inspections and the time limit for protests

MCUI (Ulster Centre) Timing @ www.elaps-timing.com

R. Agnew



Ride on Delta Seven

Printed: 08/07/2017 16:02:03



NEIL ROBINSON MEMORIAL RACES

IRISH CHAMPIONSHIP R7 - Bishopscourt Nat

LIGHTWEIGHT SUPERSPORT & MOTO 3 (125GP)

Bishopscourt National 1.824 miles

R11: Scott&Stinson/Spares&Repairs/Dunlop/Avon Tyres Race Two 08/07/2017 14:30

Race (7 Laps) started at 15:49:00

(78) Dean CAMPBELL			3	1:19.461	+2.806	7	1:20.683	+0.975	2	1:28.151	+6.130
1	1:35.632	+18.277	4	1:20.058	+3.403	(113) Slane MAGUIRE			3	1:23.717	+1.696
2	1:18.812	+1.457	5	1:16.655		1	1:39.782	+19.980	4	1:22.825	+0.604
3	1:18.801	+1.446	6	1:20.274	+3.619	2	1:19.802		5	1:24.448	+2.427
4	1:17.409	+0.054	7	1:17.265	+0.610	3	1:21.303	+1.501	6	1:22.450	+0.429
5	1:17.355		(55) Kyle CROSS			4	1:21.101	+1.299	7	1:22.021	
6	1:17.932	+0.577	1	1:25.279	+6.927	5	1:20.613	+0.811	(33) Nathan CAIRNS		
7	1:17.907	+0.552	2	1:19.219	+0.867	6	1:19.870	+0.068	1	1:33.213	+10.630
(9) Alex TAYLOR			3	1:18.680	+0.328	7	1:21.430	+1.628	2	1:25.174	+2.591
1	1:35.068	+18.148	4	1:19.444	+1.092	(86) Nigel MOORE			3	1:24.031	+1.448
2	1:19.089	+2.169	5	1:18.898	+0.546	1	1:28.933	+8.519	4	1:24.586	+2.003
3	1:18.872	+1.952	6	1:18.352		2	1:22.654	+2.240	5	1:23.331	+0.748
4	1:18.199	+1.279	7	1:19.680	+1.328	3	1:21.586	+1.172	6	1:22.583	
5	1:16.920		(16) Connall COURTNEY			4	1:20.564	+0.150	7	1:22.799	+0.216
6	1:18.128	+1.208	1	1:28.968	+11.136	5	1:20.589	+0.175	(99) Luke HOUSTON		
7	1:17.721	+0.801	2	1:18.784	+0.952	6	1:20.930	+0.516	1	1:41.580	+17.610
(39) Kirk DICKEY			3	1:18.488	+0.656	7	1:20.414		2	1:25.213	+1.243
1	1:37.018	+20.990	4	1:18.316	+0.484	(100) Kyle NOLAN			3	1:24.419	+0.449
2	1:21.569	+5.541	5	1:17.832		1	1:28.661	+8.034	4	1:23.970	
3	1:17.210	+1.182	6	1:18.464	+0.632	2	1:23.024	+2.397	5	1:24.380	+0.410
4	1:17.769	+1.741	7	1:18.776	+0.944	3	1:21.887	+1.260	6	1:24.088	+0.118
5	1:16.775	+0.747	(13) Gary McCOY			4	1:21.031	+0.404	7	1:24.049	+0.079
6	1:17.662	+1.634	1	1:38.446	+20.583	5	1:20.627		(5) Kyle MARTIN		
7	1:16.028		2	1:20.127	+2.264	6	1:21.439	+0.812	1	1:28.353	+5.273
(155) Jonny CAMPBELL			3	1:18.840	+0.977	7	1:20.960	+0.333	2	1:23.080	
1	1:26.327	+9.259	4	1:17.863		(8) Loris BRITTON			3	1:25.003	+1.923
2	1:18.677	+1.609	5	1:18.340	+0.477	1	1:39.695	+18.458	4	1:26.792	+3.712
3	1:18.412	+1.344	6	1:19.158	+1.295	2	1:21.237		5	1:26.116	+3.036
4	1:19.445	+2.377	7	1:18.428	+0.565	3	1:22.063	+0.826	6	1:25.355	+2.275
5	1:18.414	+1.346	(56) Mark CAMBLIN			4	1:22.682	+1.445	7	1:26.540	+3.460
6	1:17.991	+0.923	1	1:37.655	+17.990	5	1:23.587	+2.350	(101) Ryan HAMILTON		
7	1:17.068		2	1:21.454	+1.789	6	1:22.702	+1.465	1	1:43.668	+18.973
(11) Callum LAIDLAW			3	1:20.956	+1.291	7	1:23.369	+2.132	2	1:25.443	+0.748
1	1:34.971	+17.483	4	1:19.718	+0.053	(800) Gordon CLARK			3	1:25.073	+0.378
2	1:19.164	+1.676	5	1:19.942	+0.277	1	1:41.729	+19.713	4	1:25.080	+0.385
3	1:19.528	+2.040	6	1:19.745	+0.080	2	1:22.493	+0.477	5	1:25.215	+0.520
4	1:18.013	+0.525	7	1:19.665		3	1:22.029	+0.013	6	1:24.829	+0.134
5	1:17.488		(70) Jacque FOLEY			4	1:22.016		7	1:24.695	
6	1:19.993	+2.505	1	1:38.965	+19.257	5	1:22.729	+0.713	(116) Roy BEATTIE		
7	1:18.220	+0.732	2	1:20.124	+0.416	6	1:23.401	+1.385	1	1:47.269	+18.323
(1) Alvin GRIFFIN			3	1:21.093	+1.385	7	1:22.328	+0.312	2	1:28.946	
1	1:36.178	+19.523	4	1:21.415	+1.707	(123) Andrew CAIRNS			3	1:30.776	+1.830
2	1:18.572	+1.917	5	1:20.448	+0.740	1	1:30.683	+8.662	4	1:29.710	+0.764
			6	1:19.708					5	1:30.511	+1.565

Promoted by Mid-Antrim 150 Club

Orbits

Provisional result to be confirmed by the Stewards of the Meeting subject to the completion of technical inspections and the time limit for protests
MCUI (Ulster Centre) Timing @ www.elaps-timing.com



Ride on Delta Seven



2&4
WHEEL MOTORSPORT
STEERING GROUP LTD.


MCUI (Ulster Centre) www.mcui-uc.org.uk



NEIL ROBINSON MEMORIAL RACES

IRISH CHAMPIONSHIP R7 - Bishopscourt Nat

LIGHTWEIGHT SUPERSPORT & MOTO 3 (125GP)

Bishopscourt National 1.824 miles

R11: Scott&Stinson/Spares&Repairs/Dunlop/Avon Tyres Race Two 08/07/2017 14:30

Race (7 Laps) started at 15:49:00

6	1:29.549	+0.603
<hr/>		
(105) Darren DUNCAN		
1	1:48.991	+19.542
2	1:30.320	+0.871
3	1:29.464	+0.015
4	1:29.881	+0.432
5	1:30.215	+0.766
6	1:29.449	
<hr/>		
(21) Scott RUSSELL		
1	1:50.340	+20.151
2	1:30.930	+0.741
3	1:30.399	+0.210
4	1:30.189	
5	1:32.056	+1.867
6	1:30.473	+0.284

(71) Wayne GILLESPIE		
1	1:43.075	+17.706
2	1:25.369	
3	1:25.720	+0.351
4	1:26.228	+0.859

(88) Peter FLETCHER		
1	1:42.513	+17.294
2	1:25.219	
3	1:25.504	+0.285
4	1:26.381	+1.162

(153) Ivan BOLT		
1	2:05.985	

(43) Liam KENNY		
1	1:55.901	+23.324
2	1:35.196	+2.619
3	1:34.147	+1.570
4	1:35.711	+3.134
5	1:32.577	
6	1:32.847	+0.270

(53) Nicola FARRISSEY		
1	1:53.476	+21.425
2	1:35.232	+3.181
3	1:35.649	+3.598
4	1:36.879	+4.828
5	1:37.901	+5.850
6	1:32.051	

(90) Jackie MORGAN		
1	1:53.245	+19.998
2	1:34.773	+1.526
3	1:35.922	+2.675
4	1:36.450	+3.203
5	1:38.819	+5.572
6	1:33.247	

(35) Pdraig GRAHAM		
1	1:28.090	+10.236
2	1:18.991	+1.137
3	1:17.854	
4	1:18.182	+0.328
5	1:18.020	+0.166

Promoted by Mid-Antrim 150 Club

Provisional result to be confirmed by the Stewards of the Meeting subject to the completion of technical inspections and the time limit for protests
MCUI (Ulster Centre) Timing @ www.elaps-timing.com

R. Agnew



Orbits
**Ride on
Delta
Seven**

SHORT CIRCUIT - IRISH MOTO 3 (125GP) - DUNLOP TYRES

2017

Pos	No.	Name	Total	Diff	Gap	#1		#2		#3		#4			#5			#6	
						R1	R2	R1	R2	R1	R2	R1	R2	R1	R2	R3	R1	R2	
1	55	Kyle CROSS	177	0	0	13	20	25	25	16	25	x	13	x	x	x	20	20	
2	35	Padraig GRAHAM	151	26	26	x	x	x	x	25	11	20	25	25	25	20	x	x	
3	155	Jonny CAMPBELL	141	36	10	x	7	x	x	x	20	10	9	x	20	25	25	25	
4	100	Kyle NOLAN	140	37	1	20	16	16	16	x	13	16	16	x	x	16	x	11	
5	123	Andrew CAIRNS	100	77	40	x	9	x	13	20	16	11	10	x	x	x	11	10	
6	86	Nigel MOORE	91	86	9	10	11	13	20	x	x	x	11	x	x	x	13	13	
7	5	Kyle MARTIN	90	87	1	x	x	x	x	13	10	x	x	20	16	13	10	8	
8	16	Connall COURTNEY	77	100	13	x	x	x	x	x	x	25	20	x	x	x	16	16	
9	58	Luke CLEMENTS	51	126	26	16	13	11	x	x	x	x	x	x	x	11	x	x	
10	23	Cahal GRAHAM	50	127	1	25	25	x	x	x	x	x	x	x	x	x	x	x	
11	33	Nathan CAIRNS	30	147	20	11	10	x	x	x	x	x	x	x	x	x	x	9	
12	3	Gary DUNLOP	20	157	10	x	x	20	x	x	x	x	x	x	x	x	x	x	
13	53	Peter SHANNON	17	160	3	x	x	x	x	x	x	9	8	x	x	x	x	x	
14	4	Andrew SMYTH	17	160	0	9	8	x	x	x	x	x	x	x	x	x	x	x	
15	69	Ronnie SCOTT	14	163	3	8	6	x	x	x	x	x	x	x	x	x	x	x	
16	29	Gary JORDAN	13	164	1	x	x	x	x	x	x	13	x	x	x	x	x	x	
17	17	Sarah BOYES	10	167	3	x	x	10	x	x	x	x	x	x	x	x	x	x	

Event Legend

#1	15/04/2017	IRISH CHAMPIONSHIP R1 - Bishops court Nat	#4	03/06/2017	IRISH CHAMPIONSHIP R5 - Kirkistown
#2	17/04/2017	IRISH CHAMPIONSHIP R2 - Kirkistown	#5	24/06/2017	IRISH CHAMPIONSHIP R6 -Mondello Park Nat
#3	20/05/2017	IRISH CHAMPIONSHIP R4 - Bishops court Nat	#6	08/07/2017	IRISH CHAMPIONSHIP R7 - Bishops court Nat

SHORT CIRCUIT - IRISH LIGHTWEIGHT SUPERSPORT

2017

Pos	No.	Name	Total	Diff	Gap	#1		#2		#3			#4		#5			#6			#7	
						R1	R2	R1	R2	R1	R2	R3	R1	R2	R1	R2	R3	R1	R2	R3	R1	R2
1	78	Dean CAMPBELL	234	0	0	13	13	25	x	x	x	16	25	25	25	11	20	11	25	25		
2	56	Mark CAMBLIN	234	0	0	10	10	20	25	11	16	16	25	20	x	x	20	25	16	11	9	
3	1	Alvin GRIFFIN	130	104	104	x	x	x	x	10	11	13	20	x	x	x	16	13	20	16	11	
4	43	Jason CASSELLS	126	108	4	x	x	x	x	20	20	20	x	x	x	x	25	16	25	x	x	
5	70	Jacque FOLEY	112	122	14	7	x	x	x	16	x	11	13	13	x	x	13	11	13	7	8	
6	113	Slane MAGUIRE	106	128	6	8	7	x	x	x	9	8	10	10	10	10	10	9	x	8	7	
7	88	Peter FLETCHER	95	139	11	6	8	16	20	x	x	x	8	11	13	13	x	x	x	x	x	
8	66	Rhys IRWIN	75	159	20	x	x	x	x	25	25	25	x	x	x	x	x	x	x	x	x	
9	13	Gary McCOY	70	164	5	x	x	x	x	x	x	x	x	x	20	20	x	x	10	10	10	
10	28	Paul GARTLAND	59	175	11	20	16	13	10	x	x	x	x	x	x	x	x	x	x	x	x	
11	134	Tam NICHOLL	54	180	5	x	x	11	16	x	x	x	11	16	x	x	x	x	x	x	x	
12	8	Loris BRITTON	54	180	0	1	x	10	x	x	x	x	9	x	11	11	x	x	x	6	6	
13	59	Darryl TWEED	50	184	4	25	25	x	x	x	x	x	x	x	x	x	x	x	x	x	x	
14	54	Alan SMYTH	46	188	4	x	x	x	x	13	13	10	x	x	x	x	x	10	x	x	x	
15	35	Thomas HUTCHINSON	45	189	1	x	4	7	9	x	x	x	7	9	x	9	x	x	x	x	x	
16	7	James GING	42	192	3	x	x	x	x	8	7	7	x	x	x	x	7	6	7	x	x	
17	99	Luke HOUSTON	42	192	0	x	x	5	8	x	x	x	4	x	9	8	x	x	x	4	4	
18	11	Callum LAIDLAW	40	194	2	9	9	x	x	x	x	x	x	x	x	x	x	x	x	9	13	
19	1	Hudson KENNAUGH	36	198	4	16	20	x	x	x	x	x	x	x	x	x	x	x	x	x	x	
20	39	Kirk DICKEY	36	198	0	x	x	x	x	x	x	x	x	x	x	x	x	x	x	20	16	
21	101	Ryan HAMILTON	36	198	0	x	x	3	6	x	x	x	2	8	7	5	x	x	x	2	3	
22	9	Alex TAYLOR	33	201	3	x	x	x	x	x	x	x	x	x	x	x	x	x	x	13	20	
23	52	Robert CAULFIELD	33	201	0	x	1	x	x	x	x	x	6	2	x	x	8	8	8	x	x	
24	18	Ken LENEHAN	33	201	0	x	x	x	x	7	6	6	x	x	x	x	4	4	6	x	x	
25	83	Andy McALLISTER	32	202	1	x	x	x	x	x	x	x	x	x	16	16	x	x	x	x	x	
26	3	Mark SHERIDAN	31	203	1	x	x	x	x	x	8	x	x	x	x	x	9	5	9	x	x	
27	171	Dave WALSH	30	204	1	4	6	9	11	x	x	x	x	x	x	x	x	x	x	x	x	
28	59	William MAHER	26	208	4	x	x	x	x	9	10	x	x	x	x	x	x	7	x	x	x	
29	57	Yvonne MONTGOMERY	25	209	1	x	x	6	7	x	x	x	x	x	5	7	x	x	x	x	x	
30	66	Mark SHIELDS	23	211	2	x	2	8	13	x	x	x	x	x	x	x	x	x	x	x	x	
31	97	Seamus ELLIOTT	22	212	1	11	11	x	x	x	x	x	x	x	x	x	x	x	x	x	x	
32	53	Nicola FARRISSEY	15	219	7	x	x	x	x	x	4	5	x	x	x	x	1	2	3	x	x	
33	71	Wayne GILLESPIE	15	219	0	x	x	x	x	x	x	x	5	7	x	x	x	x	x	3	x	
34	9	Ronan KERRIGAN	15	219	0	2	x	x	x	x	x	x	x	6	4	3	x	x	x	x	x	
35	38	Ken RUDDY	14	220	1	x	x	x	x	x	x	x	x	x	8	6	x	x	x	x	x	
36	16	Roy BEATTIE	13	221	1	x	x	4	x	x	x	x	x	3	2	1	x	x	x	1	2	
37	123	Graham WHITMORE	10	224	3	x	x	x	x	x	1	9	x	x	x	x	x	x	x	x	x	
38	93	Niall KEARNEY	10	224	0	x	x	x	x	5	5	x	x	x	x	x	x	x	x	x	x	
39	800	Gordon CLARK	10	224	0	x	x	x	x	x	x	x	x	x	x	x	x	x	x	5	5	
40	42	Brian LOUGHLIN	10	224	0	x	x	x	x	x	x	x	x	x	6	4	x	x	x	x	x	
41	51	Matthew McCAY	10	224	0	x	x	x	x	x	x	x	1	4	3	2	x	x	x	x	x	
42	25	Darragh WARD	9	225	1	x	x	x	x	x	x	x	x	x	x	x	2	3	4	x	x	
43	316	Stephen MORRISON	8	226	1	3	5	x	x	x	x	x	x	x	x	x	x	x	x	x	x	
44	90	Jackie MORGAN	8	226	0	x	x	x	1	4	3	x	x	x	x	x	x	x	x	x	x	
45	32	Aaron BOYD	8	226	0	5	3	x	x	x	x	x	x	x	x	x	x	x	x	x	x	
46	82	Vinny DUFFEY	8	226	0	x	x	x	x	x	x	x	x	x	x	x	3	x	5	x	x	
47	64	Gerard CUMMINS	6	228	2	x	x	x	x	6	x	x	x	x	x	x	x	x	x	x	x	
48	777	Jack NILAND	6	228	0	x	x	x	x	x	x	x	x	x	x	x	6	x	x	x	x	
49	96	Stephen CARR	6	228	0	x	x	2	4	x	x	x	x	x	x	x	x	x	x	x	x	
50	105	Darren DUNCAN	6	228	0	x	x	x	5	x	x	x	x	x	x	x	x	x	x	x	1	
51	72	Eoin DUFFEY	5	229	1	x	x	x	x	x	x	x	x	x	x	x	5	x	x	x	x	
52	156	Jake CONWAY	5	229	0	x	x	x	x	x	x	x	x	5	x	x	x	x	x	x	x	
53	47	Liam TRAINOR	3	231	2	x	x	x	x	x	x	x	3	x	x	x	x	x	x	x	x	
54	7	Michael HOUSTON	3	231	0	x	x	x	3	x	x	x	x	x	x	x	x	x	x	x	x	
55	143	Liam KENNY	3	231	0	x	x	x	x	x	2	x	x	x	1	x	x	x	x	x	x	
56	21	Scott RUSSELL	2	232	1	x	x	x	2	x	x	x	x	x	x	x	x	x	x	x	x	
57	2	David HOWARD	1	233	1	x	x	1	x	x	x	x	x	x	x	x	x	x	x	x	x	

Event Legend

#1 15/04/2017 IRISH CHAMPIONSHIP R1 - Bishopscourt Nat

#5 03/06/2017 IRISH CHAMPIONSHIP R5 - Kirkistown

#2 17/04/2017 IRISH CHAMPIONSHIP R2 - Kirkistown
#3 06/05/2017 IRISH CHAMPIONSHIP R3- Mondello Park Int
#4 20/05/2017 IRISH CHAMPIONSHIP R4 - Bishops court Nat

#6 24/06/2017 IRISH CHAMPIONSHIP R6 -Mondello Park Nat
#7 08/07/2017 IRISH CHAMPIONSHIP R7 - Bishops court Nat



2&4
WHEEL MOTORSPORT
STEERING GROUP LTD.



MCUI (Ulster Centre) www.mcui-uc.org.uk



NEIL ROBINSON MEMORIAL RACES

IRISH CHAMPIONSHIP R7 - Bishopscourt Nat

AVON TYRES ULSTER CHAMPIONSHIPS

Bishopscourt National 1.824 miles

R1: Avon Tyres Ulster Championship Race

09/07/2017 11:00

Race (7 Laps)

3

1:30.874
136 K. B.

A

1:32.840
106 S. D.

B

1:32.861
43 L. KENNY

C

1:34.460
153 I. BOLT

D

1:41.558
83 A. M.

E

2

1:22.822
143 D. H.

A

1:22.828
61 M. C.

B

1:22.960
71 W. G.

C

1:26.837
101 R. H.

D

1

1:16.618
8 D. A.

A

1:17.691
89 J. S.

B

1:19.536
29 S. H.

C


1:21.918
7 A. C.

D

1:22.357
92 D. M.

E

POLE POSITION



Promoted by Mid-Antrim 150 Club

Orbits

Provisional result to be confirmed by the Stewards of the Meeting subject to the completion of technical inspections and the time limit for protests
MCUI (Ulster Centre) Timing @ www.elaps-timing.com

R. Agnew



**Ride on
Delta
Seven**



NEIL ROBINSON MEMORIAL RACES

IRISH CHAMPIONSHIP R7 - Bishopscourt Nat

Sorted on best lap time

LIGHTWEIGHT SUPERSPORT & MOTO 3 (125GP)

Bishopscourt National 1.824 miles

Warm-Up

09/07/2017 10:24

Practice started at 10:14:05

Pos	Class	No.	Name	T	Make	Sponsor	Best Tm	Diff	Gap	Best Speed	In Lap	Laps	2nd Best
GP125													
1	GP125	55	Kyle CROSS	D	Honda 125	Mago	1:22.119			79.962	2	3	1:23.772
2	GP125	100	Kyle NOLAN	D	Honda 125	PSC Racing	1:24.823	2.704	2.704	77.413	3	3	1:26.879
3	GP125	5	Kyle MARTIN	D	Honda 125		1:26.210	4.091	1.387	76.167	3	3	1:31.092
4	GP125	33	Nathan CAIRNS	D	Honda 125	Cairns Racing	1:28.097	5.978	1.887	74.536	2	3	1:28.908
LWSS													
1	LWSS	1	Alvin GRIFFIN		Kawasaki 400		1:18.882			83.243	3	3	1:20.378
2	LWSS	13	Gary McCOY		Yamaha 400		1:20.263	1.381	1.381	81.811	3	3	1:20.692
3	LWSS	11	Callum LAIDLAW		Yamaha 400	R T & E Racing	1:20.766	1.884	0.503	81.302	3	3	1:21.704
4	LWSS	9	Alex TAYLOR		Aprilia 450	Scott Racing Motorcycles	1:21.501	2.619	0.735	80.568	3	3	1:23.099
5	LWSS	113	Slane MAGUIRE		Kawasaki 400	Team Sonic Racing	1:21.705	2.823	0.204	80.367	3	3	1:26.234
6	LWSS	800	Gordon CLARK		Kawasaki 400		1:23.738	4.856	2.033	78.416	3	3	1:26.664
7	LWSS	101	Ryan HAMILTON	A	Kawasaki 400		1:27.928	9.046	4.190	74.679	3	3	1:29.278
8	LWSS	116	Roy BEATTIE		Kawasaki 400	BSR	1:30.594	11.712	2.666	72.482	3	3	1:32.990
9	LWSS	53	Nicola FARRISSEY		Honda 400		1:33.788	14.906	3.194	70.013	2	3	1:33.805
10	LWSS	90	Jackie MORGAN		Yamaha 400		1:35.335	16.453	1.547	68.877	2	2	
11	LWSS	153	Ivan BOLT	A	Kawasaki 400	H & A	1:36.763	17.881	1.428	67.861	3	3	1:39.536
12	LWSS	43	Liam KENNY	A	Kawasaki 400		1:36.847	17.965	0.084	67.802	2	2	
13	LWSS	21	Scott RUSSELL		Kawasaki 400		1:37.093	18.211	0.246	67.630	2	3	1:52.813
14	LWSS	39	Kirk DICKEY		Kawasaki 400					-	1	1	

Announcements

Weather: Bright / Track: Dry

Promoted by Mid-Antrim 150 Club

Orbits

Provisional result to be confirmed by the Stewards of the Meeting subject to the completion of technical inspections and the time limit for protests
MCUI (Ulster Centre) Timing @ www.elaps-timing.com



Ride on
Delta
Seven

Printed: 09/07/2017 10:20:33



NEIL ROBINSON MEMORIAL RACES

IRISH CHAMPIONSHIP R7 - Bishopscourt Nat

LIGHTWEIGHT SUPERSPORT & MOTO 3 (125GP)

Bishopscourt National 1.824 miles

Warm-Up

09/07/2017 10:24

Practice started at 10:14:05

<hr/>			3	1:27.928	
(1) Alvin GRIFFIN			<hr/>		
1			(33) Nathan CAIRNS	<hr/>	
2	1:20.378	+1.496	1		
3	1:18.882		2	1:28.097	
<hr/>			3	1:28.908	+0.811
(13) Gary McCOY			<hr/>		
1			(116) Roy BEATTIE	<hr/>	
2	1:20.692	+0.429	1		
3	1:20.263		2	1:32.990	+2.396
<hr/>			3	1:30.594	
(11) Callum LAIDLAW			<hr/>		
1			(53) Nicola FARRISSEY	<hr/>	
2	1:21.704	+0.938	1		
3	1:20.766		2	1:33.788	
<hr/>			3	1:33.805	+0.017
(9) Alex TAYLOR			<hr/>		
1			(90) Jackie MORGAN	<hr/>	
2	1:23.099	+1.598	1		
3	1:21.501		2	1:35.335	
<hr/>			<hr/>		
(113) Slane MAGUIRE			(153) Ivan BOLT		
1			1		
2	1:26.234	+4.529	2	1:39.536	+2.773
3	1:21.705		3	1:36.763	
<hr/>			<hr/>		
(55) Kyle CROSS			(43) Liam KENNY		
1			1		
2	1:22.119		2	1:36.847	
3	1:23.772	+1.653	<hr/>		
<hr/>			(21) Scott RUSSELL		
(800) Gordon CLARK			<hr/>		
1			1		
2	1:26.664	+2.926	2	1:37.093	
3	1:23.738		3	1:52.813	+15.720
<hr/>			<hr/>		
(100) Kyle NOLAN			(39) Kirk DICKEY		
1			1		
2	1:26.879	+2.056	<hr/>		
3	1:24.823				
<hr/>					
(5) Kyle MARTIN					
1					
2	1:31.092	+4.882			
3	1:26.210				
<hr/>					
(101) Ryan HAMILTON					
1					
2	1:29.278	+1.350			

Promoted by Mid-Antrim 150 Club

Orbits

Provisional result to be confirmed by the Stewards of the Meeting subject to the completion of technical inspections and the time limit for protests
MCUI (Ulster Centre) Timing @ www.elaps-timing.com



Ride on
Delta
Seven



NEIL ROBINSON MEMORIAL RACES

IRISH CHAMPIONSHIP R7 - Bishopscourt Nat

Sorted on Laps

AVON TYRES ULSTER CHAMPIONSHIPS

Bishopscourt National 1.824 miles

R1: Avon Tyres Ulster Championship Race

09/07/2017 11:00

Race (7 Laps) started at 10:41:35

Pos	Class	No.	Name	T	Make	Sponsor	Laps	Total Tm	Diff	Gap	Avg. Speed	Best Tm	Best Speed	In Lap
LWSS														
1	LWSS	101	Ryan HAMILTON	A	Kawasaki 400		7	10:04.654			76.018	1:23.816	78.343	2
2	LWSS	153	Ivan BOLT	A	Kawasaki 400	H & A	6	9:23.737	1 Lap	1 Lap	69.888	1:31.734	71.581	6
3	LWSS	43	Liam KENNY	A	Kawasaki 400		6	9:28.263	1 Lap	4.526	69.331	1:32.466	71.014	3
Not classified														
DNS	LWSS	71	Wayne GILLESPIE	A	Kawasaki 400			0.000	DNS	6 Laps	-		-	0
PTWN														
1	PTWN	8	Darryl ANDERSON	A	Suzuki	DK Racing	7	9:02.858			84.672	1:16.403	85.944	2
2	PTWN	89	Jonny SINGLETON	A	Suzuki		7	9:07.684	4.826	4.826	83.926	1:16.624	85.696	2
3	PTWN	143	David HUGHES	A	Suzuki		7	9:34.561	31.703	26.877	80.000	1:20.688	81.380	4
4	PTWN	61	Matthew CAMPBELL	A	Suzuki		7	9:45.573	42.715	11.012	78.495	1:20.843	81.224	3
5	PTWN	7	Adam CROOKS	A	Kawasaki	S&J Davison	7	9:52.678	49.820	7.105	77.554	1:22.869	79.238	3
6	PTWN	136	Kristen BURGESS	A	Suzuki		7	10:24.373	1:21.515	31.695	73.618	1:27.575	74.980	5
7	PTWN	106	Steven DUNLOP	A	Suzuki		6	9:18.445	1 Lap	1 Lap	70.550	1:31.432	71.817	2
8	PTWN	83	Andrew MILLER	A	Suzuki		6	10:36.839	1 Lap	1:18.394	61.866	1:44.454	62.864	5
Not classified														
DNF	PTWN	92	David McCREA	A	Suzuki		4	5:34.197	DNF		78.593	1:21.417	80.651	3
DNS	PTWN	29	Sean HASSAN	A	Kawasaki			0.000	DNS		-		-	0

Announcements

PTWN 90% = 76.205, LWSS 90% = 68.416

Weather: Bright / Track: Dry

Margin of Victory	Avg. Speed	Best Lap Tm	Best Speed	Best Lap by
4.826	84.672	1:16.403	85.944	8 - Darryl ANDERSON

Promoted by Mid-Antrim 150 Club

Orbits

Provisional result to be confirmed by the Stewards of the Meeting subject to the completion of technical inspections and the time limit for protests

MCUI (Ulster Centre) Timing @ www.elaps-timing.com



Ride on Delta Seven

Printed: 09/07/2017 10:53:28



NEIL ROBINSON MEMORIAL RACES

IRISH CHAMPIONSHIP R7 - Bishopscourt Nat

AVON TYRES ULSTER CHAMPIONSHIPS

Bishopscourt National 1.824 miles

R1: Avon Tyres Ulster Championship Race

09/07/2017 11:00

Race (7 Laps) started at 10:41:35

(8) Darryl ANDERSON			3	1:24.824	+1.008	2	1:21.994	+0.577
1	1:22.682	+6.279	4	1:25.366	+1.550	3	1:21.417	
2	1:16.403		5	1:26.310	+2.494	4	1:21.743	+0.326
3	1:16.492	+0.089	6	1:25.476	+1.660			
4	1:16.801	+0.398	7	1:27.212	+3.396			
5	1:16.527	+0.124	(136) Kristen BURGESS					
6	1:16.648	+0.245	1	1:35.429	+7.854			
7	1:17.305	+0.902	2	1:28.042	+0.467			
(89) Jonny SINGLETON			3	1:29.651	+2.076			
1	1:23.244	+6.620	4	1:27.680	+0.105			
2	1:16.624		5	1:27.575				
3	1:16.716	+0.092	6	1:27.688	+0.113			
4	1:16.839	+0.215	7	1:28.308	+0.733			
5	1:16.979	+0.355	(106) Steven DUNLOP					
6	1:19.031	+2.407	1	1:37.138	+5.706			
7	1:18.251	+1.627	2	1:31.432				
(143) David HUGHES			3	1:32.800	+1.368			
1	1:27.338	+6.650	4	1:32.364	+0.932			
2	1:21.131	+0.443	5	1:32.426	+0.994			
3	1:20.705	+0.017	6	1:32.285	+0.853			
4	1:20.688		(153) Ivan BOLT					
5	1:21.094	+0.406	1	1:41.009	+9.275			
6	1:21.181	+0.493	2	1:32.126	+0.392			
7	1:22.424	+1.736	3	1:33.368	+1.634			
(61) Matthew CAMPBELL			4	1:33.169	+1.435			
1	1:29.805	+8.962	5	1:32.331	+0.597			
2	1:21.954	+1.111	6	1:31.734				
3	1:20.843		(43) Liam KENNY					
4	1:21.690	+0.847	1	1:43.572	+11.106			
5	1:25.897	+5.054	2	1:33.328	+0.862			
6	1:22.147	+1.304	3	1:32.466				
7	1:23.237	+2.394	4	1:32.698	+0.232			
(7) Adam CROOKS			5	1:32.941	+0.475			
1	1:28.668	+5.799	6	1:33.258	+0.792			
2	1:23.084	+0.215	(83) Andrew MILLER					
3	1:22.869		1	1:51.406	+6.952			
4	1:23.002	+0.133	2	1:45.713	+1.259			
5	1:27.096	+4.227	3	1:44.778	+0.324			
6	1:23.750	+0.881	4	1:44.810	+0.356			
7	1:24.209	+1.340	5	1:44.454				
(101) Ryan HAMILTON			6	1:45.678	+1.224			
1	1:31.650	+7.834	(92) David McCREA					
2	1:23.816		1	1:29.043	+7.626			

Promoted by Mid-Antrim 150 Club

Orbits

Provisional result to be confirmed by the Stewards of the Meeting subject to the completion of technical inspections and the time limit for protests
 MCUI (Ulster Centre) Timing @ www.elaps-timing.com



Ride on
Delta
Seven



NEIL ROBINSON MEMORIAL RACES

IRISH CHAMPIONSHIP R7 - Bishopscourt Nat

Sorted on Laps

LIGHTWEIGHT SUPERSPORT & MOTO 3 (125GP)

Bishopscourt National 1.824 miles

R9: Scott&Stinson/Spares&Repairs Race Three (non-c/ship)

09/07/2017 14:50

Race (12 Laps) started at 14:46:25

Pos	Class	No.	Name	T	Make	Sponsor	Laps	Total Tm	Diff	Gap	Avg. Speed	Best Tm	Best Speed	In Lap
GP125														
1	GP125	155	Jonny CAMPBELL	D	Honda 125	PSC Racing	9	11:52.246			82.974	1:17.842	84.355	6
2	GP125	55	Kyle CROSS	D	Honda 125	Mago	9	12:12.577	20.331	20.331	80.671	1:18.173	83.998	4
3	GP125	100	Kyle NOLAN	D	Honda 125	PSC Racing	8	11:05.493	1 Lap	1 Lap	78.936	1:21.506	80.563	4
4	GP125	33	Nathan CAIRNS	D	Honda 125	Cairns Racing	8	11:21.652	1 Lap	16.159	77.065	1:22.486	79.606	6
5	GP125	5	Kyle MARTIN	D	Honda 125		8	11:21.889	1 Lap	0.237	77.038	1:22.952	79.159	6
Not classified														
DNF	GP125	123	Andrew CAIRNS	D	Honda 125	Cairns Racing	8	11:05.654	DNF		78.917	1:21.796	80.278	6
DNS	GP125	23	Cahal GRAHAM	D	Honda 125	Graham Automotive		0.000	DNS		-	-	-	0
DNS	GP125	16	Connall COURTNEY	D	Honda 250 Moto 3	Mototech CCR		0.000	DNS		-	-	-	0
DNS	GP125	35	Padraig GRAHAM	D	Honda 125	D & G W / Graham 6		0.000	DNS		-	-	-	0
DNS	GP125	86	Nigel MOORE	D	Honda 125			0.000	DNS		-	-	-	0
LWSS														
1	LWSS	39	Kirk DICKEY		Kawasaki 400		9	11:41.117			84.291	1:16.218	86.153	5
2	LWSS	1	Alvin GRIFFIN		Kawasaki 400		9	11:41.430	0.313	0.313	84.253	1:17.024	85.251	3
3	LWSS	9	Alex TAYLOR		Aprilia 450	Scott Racing Motorcycles	9	11:41.598	0.481	0.168	84.233	1:16.388	85.961	7
4	LWSS	78	Dean CAMPBELL		Yamaha 400	PK Racing	9	11:44.430	3.313	2.832	83.894	1:16.883	85.408	5
5	LWSS	13	Gary McCOY		Yamaha 400		9	11:53.074	11.957	8.644	82.877	1:17.684	84.527	2
6	LWSS	11	Callum LAIDLAW		Yamaha 400	R T & E Racing	9	12:01.766	20.649	8.692	81.879	1:18.268	83.896	2
7	LWSS	113	Slane MAGUIRE		Kawasaki 400	Team Sonic Racing	8	11:02.579	1 Lap	1 Lap	79.283	1:20.609	81.460	6
8	LWSS	8	Loris BRITTON		Kawasaki 400		8	11:09.831	1 Lap	7.252	78.425	1:21.894	80.182	5
9	LWSS	101	Ryan HAMILTON		Kawasaki 400		8	11:47.432	1 Lap	37.601	74.256	1:26.118	76.249	2
10	LWSS	116	Roy BEATTIE		Kawasaki 400	BSR	8	11:57.311	1 Lap	9.879	73.234	1:27.695	74.878	5
11	LWSS	105	Darren DUNCAN		Suzuki 400		8	11:57.927	1 Lap	0.616	73.171	1:28.233	74.421	5
12	LWSS	43	Liam KENNY		Kawasaki 400		7	11:08.226	2 Laps	1 Lap	68.786	1:31.955	71.409	7
13	LWSS	53	Nicola FARRISSEY		Honda 400		7	11:08.817	2 Laps	0.591	68.726	1:32.165	71.246	3
14	LWSS	21	Scott RUSSELL		Kawasaki 400		7	11:09.374	2 Laps	0.557	68.668	1:32.838	70.730	7
15	LWSS	90	Jackie MORGAN		Yamaha 400		7	11:50.766	2 Laps	41.392	64.669	1:33.294	70.384	2
Not classified														
DNS	LWSS	56	Mark CAMBLIN		Yamaha 400			0.000	DNS	7 Laps	-	-	-	0
DNS	LWSS	70	Jacque FOLEY		Kawasaki 400			0.000	DNS		-	-	-	0
DNS	LWSS	71	Wayne GILLESPIE		Kawasaki 400			0.000	DNS		-	-	-	0
DNS	LWSS	800	Gordon CLARK		Kawasaki 400			0.000	DNS		-	-	-	0
DNS	LWSS	99	Luke HOUSTON		Kawasaki 400			0.000	DNS		-	-	-	0
DNS	LWSS	7	Michael HOUSTON		Kawasaki 250			0.000	DNS		-	-	-	0
DNS	LWSS	153	Ivan BOLT		Kawasaki 400	H & A		0.000	DNS		-	-	-	0

Announcements

No 1 - TRANSPONDER NOT DETECTED

Red flag after leaders completed 9 laps - result declared

LWSS 90% = 75.862, GP125 90% = 74.677

Weather: Bright / Track: Dry

Margin of Victory	Avg. Speed	Best Lap Tm	Best Speed	Best Lap by
0.313	84.291	1:16.218	86.153	39 - Kirk DICKEY

Promoted by Mid-Antrim 150 Club

Orbits

Provisional result to be confirmed by the Stewards of the Meeting subject to the completion of technical inspections and the time limit for protests

MCUI (Ulster Centre) Timing @ www.elaps-timing.com



Ride on Delta Seven



NEIL ROBINSON MEMORIAL RACES

IRISH CHAMPIONSHIP R7 - Bishopscourt Nat

LIGHTWEIGHT SUPERSPORT & MOTO 3 (125GP)

Bishopscourt National 1.824 miles

R9: Scott&Stinson/Spares&Repairs Race Three (non-c/ship)

09/07/2017 14:50

Race (12 Laps) started at 14:46:25

(39) Kirk DICKEY			(13) Gary McCOY			(8) Loris BRITTON			(105) Darren DUNCAN		
1	1:41.029	+24.811	1	1:42.129	+24.445	5	1:22.367	+0.861	4	1:28.476	+0.781
2	1:17.274	+1.056	2	1:17.684		6	1:23.221	+1.715	5	1:27.695	
3	1:16.883	+0.665	3	1:18.400	+0.716	7	1:22.780	+1.274	6	1:27.756	+0.061
4	1:17.238	+1.020	4	1:17.978	+0.294	8	1:21.885	+0.379	7	1:28.545	+0.850
5	1:16.218		5	1:19.506	+1.822				8	1:29.314	+1.619
6	1:17.631	+1.413	6	1:18.741	+1.057						
7	1:16.297	+0.079	7	1:17.992	+0.308						
8	1:17.100	+0.882	8	1:18.068	+0.384						
9	1:17.864	+1.646	9	1:18.993	+1.309						
(1) Alvin GRIFFIN			(11) Callum LAIDLAW								
1	9:22.025	+8.05.001	1	1:42.041	+23.773						
2	1:18.798	+1.774	2	1:18.268							
3	1:17.024		3	1:19.264	+0.996						
(9) Alex TAYLOR			(55) Kyle CROSS			(33) Nathan CAIRNS			(43) Liam KENNY		
1	1:40.628	+24.240	1	1:25.471	+7.298	1	1:33.141	+10.655	1	2:02.203	+30.248
2	1:17.184	+0.796	2	1:18.983	+0.810	2	1:24.269	+1.783	2	1:35.447	+3.492
3	1:17.194	+0.806	3	1:18.933	+0.760	3	1:23.776	+1.290	3	1:34.655	+2.700
4	1:16.815	+0.427	4	1:18.173		4	1:23.918	+1.432	4	1:34.842	+2.887
5	1:16.701	+0.313	5	1:18.661	+0.488	5	1:24.589	+2.103	5	1:33.549	+1.594
6	1:18.002	+1.614	6	1:26.699	+8.526	6	1:22.486		6	1:31.992	+0.037
7	1:16.388		7	1:22.371	+4.198	7	1:22.901	+0.415	7	1:31.955	
8	1:17.316	+0.928	8	1:20.906	+2.733	8	1:26.572	+4.086			
9	1:17.787	+1.399	9	1:22.380	+4.207						
(78) Dean CAMPBELL			(113) Slane MAGUIRE			(5) Kyle MARTIN			(53) Nicola FARRISSEY		
1	1:39.954	+23.071	1	1:46.531	+25.922	1	1:30.298	+7.346	1	1:59.250	+27.085
2	1:17.460	+0.577	2	1:21.581	+0.972	2	1:24.605	+1.653	2	1:33.345	+1.180
3	1:16.987	+0.104	3	1:21.977	+1.368	3	1:24.888	+1.936	3	1:32.165	
4	1:17.921	+1.038	4	1:21.706	+1.097	4	1:25.061	+2.109	4	1:33.582	+1.417
5	1:16.883		5	1:20.972	+0.363	5	1:24.941	+1.989	5	1:35.294	+3.129
6	1:18.010	+1.127	6	1:20.809		6	1:22.952		6	1:34.884	+2.719
7	1:17.798	+0.915	7	1:22.491	+1.882	7	1:23.373	+0.421	7	1:36.714	+4.549
8	1:18.280	+1.397	8	1:23.129	+2.520	8	1:25.771	+2.819			
9	1:17.554	+0.671				(101) Ryan HAMILTON			(21) Scott RUSSELL		
(155) Jonny CAMPBELL			(100) Kyle NOLAN								
1	1:25.170	+7.328	1	1:28.698	+7.192	1	1:49.417	+23.299	1	2:00.608	+27.770
2	1:18.949	+1.107	2	1:22.677	+1.171	2	1:26.118		2	1:35.906	+3.068
3	1:18.895	+1.053	3	1:22.359	+0.853	3	1:26.235	+0.117	3	1:34.738	+1.900
4	1:18.099	+0.257	4	1:21.506		4	1:27.610	+1.492	4	1:34.886	+2.048
5	1:18.595	+0.753	5	1:20.972	+0.363	5	1:27.958	+1.840	5	1:33.755	+0.917
6	1:17.842		6	1:22.491	+1.882	6	1:28.208	+2.090	6	1:33.060	+0.222
7	1:17.952	+0.110	7	1:23.129	+2.520	7	1:28.646	+2.528	7	1:32.838	
8	1:18.395	+0.553				8	1:29.657	+3.539			
9	1:18.349	+0.507				(116) Roy BEATTIE			(90) Jackie MORGAN		
						1	1:53.497	+25.802	1	1:57.934	+24.640
						2	1:29.316	+1.621	2	1:33.294	
						3	1:29.129	+1.434	3	1:33.476	+0.182
									4	2:04.330	+31.036
									5	1:38.298	+5.004

Promoted by Mid-Antrim 150 Club

Orbits

Provisional result to be confirmed by the Stewards of the Meeting subject to the completion of technical inspections and the time limit for protests
MCUI (Ulster Centre) Timing @ www.elaps-timing.com



Ride on Delta Seven



NEIL ROBINSON MEMORIAL RACES

IRISH CHAMPIONSHIP R7 - Bishopscourt Nat

LIGHTWEIGHT SUPERSPORT & MOTO 3 (125GP)

Bishopscourt National 1.824 miles

R9: Scott&Stinson/Spares&Repairs Race Three (non-c/ship)

09/07/2017 14:50

Race (12 Laps) started at 14:46:25

6	1:36.231	+2.937
7	1:43.620	+10.326

(123) Andrew CAIRNS

1	1:30.233	+8.437
2	1:22.233	+0.437
3	1:22.183	+0.387
4	1:22.911	+1.115
5	1:22.538	+0.742
6	1:21.796	
7	1:21.851	+0.055
8	1:21.909	+0.113

Promoted by Mid-Antrim 150 Club

Provisional result to be confirmed by the Stewards of the Meeting subject to the completion of technical inspections and the time limit for protests
MCUI (Ulster Centre) Timing @ www.elaps-timing.com



Orbits
**Ride on
Delta
Seven**

SHORT CIRCUIT - ULSTER MOTO 3 (125GP)

2017

Pos	No.	Name	Total	Diff	Gap	#1		#2		#3		#4		#5		
						R1	R2	R1	R2	R1	R2	R1	R2	R1	R2	R3
1	55	Kyle CROSS	197	0	0	13	20	25	25	16	25	x	13	20	20	20
2	100	Kyle NOLAN	150	47	47	20	16	16	16	x	13	16	16	10	11	16
3	155	Jonny CAMPBELL	121	76	29	x	7	x	x	x	20	10	9	25	25	25
4	123	Andrew CAIRNS	100	97	21	x	9	x	13	20	16	11	10	11	10	0
5	86	Nigel MOORE	91	106	9	10	11	13	20	x	x	x	11	13	13	0
6	35	Padraig GRAHAM	81	116	10	x	x	x	x	25	11	20	25	x	x	x
7	16	Connall COURTNEY	77	120	4	x	x	x	x	x	x	25	20	16	16	0
8	199	Kyle MARTIN	51	146	26	x	x	x	x	13	10	x	x	9	8	11
9	23	Cahal GRAHAM	50	147	1	25	25	x	x	x	x	x	x	x	x	x
10	33	Nathan CAIRNS	43	154	7	11	10	x	x	x	x	x	x	x	9	13
11	58	Luke CLEMENTS	40	157	3	16	13	11	x	x	x	x	x	x	x	x
12	3	Gary DUNLOP	20	177	20	x	x	20	x	x	x	x	x	x	x	x
13	53	Peter SHANNON	17	180	3	x	x	x	x	x	x	9	8	x	x	x
14	4	Andrew SMYTH	17	180	0	9	8	x	x	x	x	x	x	x	x	x
15	69	Ronnie SCOTT	14	183	3	8	6	x	x	x	x	x	x	x	x	x
16	29	Gary JORDAN	13	184	1	x	x	x	x	x	x	13	x	x	x	x
17	17	Sarah BOYES	10	187	3	x	x	10	x	x	x	x	x	x	x	x

Event Legend

#1	15/04/2017	IRISH CHAMPIONSHIP R1 - Bishopscourt Nat	#4	03/06/2017	IRISH CHAMPIONSHIP R5 - Kirkistown
#2	17/04/2017	IRISH CHAMPIONSHIP R2 - Kirkistown	#5	08/07/2017	IRISH CHAMPIONSHIP R7 - Bishopscourt Nat
#3	20/05/2017	IRISH CHAMPIONSHIP R4 - Bishopscourt Nat			

SHORT CIRCUIT - ULSTER LIGHTWEIGHT SUPERSPORT - AVON TYRES

2017

Pos	No.	Name	Total	Diff	Gap	#1		#2		#3		#4		#5		
						R1	R2	R1	R2	R1	R2	R1	R2	R1	R2	R3
1	88	Peter FLETCHER	190	0	0	25	25	25	25	20	20	25	25	x	x	x
2	101	Ryan HAMILTON	159	31	31	x	x	13	13	11	16	20	16	20	25	25
3	57	Yvonne MONTGOMERY	104	86	55	16	20	16	16	x	x	16	20	x	x	x
4	43	Liam KENNY	100	90	4	9	11	x	x	8	x	10	10	16	20	16
5	134	Tam NICHOLL	90	100	10	x	x	20	20	25	25	x	x	x	x	x
6	153	Ivan BOLT	77	113	13	10	13	10	11	x	x	x	x	13	x	20
7	9	Ronan KERRIGAN	66	124	11	20	x	x	x	9	11	13	13	x	x	x
8	51	Matthew McCAY	55	135	11	13	x	x	x	10	10	11	11	x	x	x
9	71	Wayne GILLESPIE	54	136	1	x	x	x	x	16	13	x	x	25	x	x
10	47	Liam TRAINOR	40	150	14	11	16	x	x	13	x	x	x	x	x	x
11	23	David HYNDMAN	19	171	21	x	x	9	10	x	x	x	x	x	x	x
12	2	David HOWARD	11	179	8	x	x	11	x	x	x	x	x	x	x	x

Event Legend

#1	15/04/2017	IRISH CHAMPIONSHIP R1 - Bishopscourt Nat	#4	03/06/2017	IRISH CHAMPIONSHIP R5 - Kirkistown
#2	17/04/2017	IRISH CHAMPIONSHIP R2 - Kirkistown	#5	08/07/2017	IRISH CHAMPIONSHIP R7 - Bishopscourt Nat
#3	20/05/2017	IRISH CHAMPIONSHIP R4 - Bishopscourt Nat			