



ARMOY ROAD RACE

The Race of Legends

Friday 28th & Saturday 29th July 2017

promoted by
Armoyn Motorcycle Road Racing Club
www.amrrc.com



JUNIOR SUPPORT

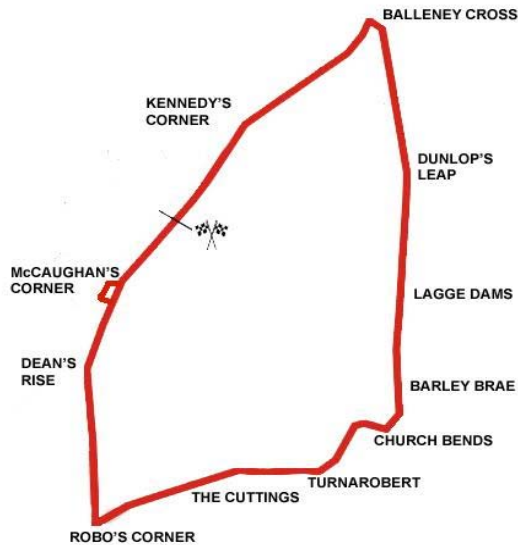


**Causeway
Coast & Glens
Borough Council**



**tourism
northernireland**

Armoy Circuit 3.008 miles



Lap Records

Class	Rider	Machine	m s	mph	Year
125cc	William Dunlop	Honda	2 02.397	88.473	2010
Moto 3	Christian Elkin	Honda 250	2 03.375	87.771	2014
250cc	Michael Sweeney	Honda	1 52.439	96.308	2013
Lightweight Supersport	Seamus Elliott	Yamaha 400	1 56.932	92.608	2015
Supertwin	Ryan Farquhar	Kawasaki	1 50.379	98.106	2015
Supersport	William Dunlop	Yamaha	1 43.834	104.290	2015
Superbike	Michael Dunlop	Honda	1 41.382	106.812	2013
Senior Support	Connor Behan	Kawasaki 636	1 50.783	97.748	2013
Junior Support	Mark Hanna	Kawasaki 650	1 54.969	94.189	2013
Classic 1000cc	Robert McCrum	Norton Weslake 950	2 06.649	85.502	2013
Classic 500cc	Richard Lambourne	Norton	2 10.738	82.828	2013
Classic 350cc	Barry Davidson	Honda	2 14.308	80.627	2016
Classic 250cc	Kevin Strowger	Suzuki	2 18.625	78.116	2013
Forgotten Era	Gary Miller	Yamaha 347	2 17.298	78.871	2016

MOST WINS at ARMOY ROAD RACE

Michael Dunlop	14	2009-16	(125-1, 250-1, Supersport-2, Superbike-10)
Ryan Farquhar	12	2009-15	(450-3, Supertwin-5, Supersport-1, Superbike-3)
William Dunlop	11	2010-16	(125-2, 250-3, Supersport-6)
Barry Davidson	5	2012-16	(Classic 350-5)
Allan Brew	3	2009-13	(Classic 350-1, Classic 500-2)
Robert McCrum	3	2010-14	(Classic 1000-3)
Philip Shaw	3	2010-15	(Classic 250-3)
Richard Ford	3	2011-15	(Classic 1000-3)
Guy Martin	3	2014-15	(Supersport-1, Superbike-2)
Christian Elkin	3	2013-16	(Moto 3-3)

MOST WINS AT ALL IRISH ROAD RACE MEETINGS (after Faughen 50 2017)

Ryan Farquhar	211	1995-16
Joey Dunlop	156	1971-00
Robert Dunlop	135	1980-08
William Dunlop	119	2005-17
Ray McCullough	109	1960-82
Phillip McCallen	109	1987-99
Michael Dunlop	97	2006-16
Brian Reid	78	1980-94
Darran Lindsay	74	1999-06
James Courtney	66	1992-99

ROADSIDE KIA ARMOY ROAD RACE


JUNIOR SUPPORT Junior Support Qualifying Friday, 28 July 2017



Pos	Class	No	Name	Machine / Sponsor	----- Best Lap -----			On	Laps
					Time	Behind	Speed		
Qualifying Classification									
1	SJUN	27	Joseph LOUGHLIN	Kawasaki 650 - G2-Tech	1:57.361		92.269	5	6
2	SJUN	151	Marc IRONSIDE	Kawasaki 650 - Shirlaw's Motorcycles	1:59.742	2.381	90.434	3	6
3	SJUN	44	Glenn WALKER	Kawasaki 650 - McKinstry Racing	2:04.642	7.281	86.879	6	6
4	SJUN	72	Ben MULLANE	Suzuki 650 - Puzzles Racing	2:06.553	9.192	85.567	3	6
5	SJUN	6	Alan JOHNSTON	Kawasaki 400 - Shay D Racing	2:07.167	9.806	85.154	6	6
6	SJUN	15	R J WOOLSEY	Kawasaki 650	2:07.398	10.037	85.000	5	6
7	SJUN	316	Stephen MORRISON	Kawasaki 400 - NAB Racing	2:08.991	11.630	83.950	6	6
8	SJUN	138	Derek WILKIE	Kawasaki 400	2:09.311	11.950	83.742	6	6
9	SJUN	8	Darryl ANDERSON	Suzuki 650 - DK Racing	2:09.423	12.062	83.670	5	6
10	SJUN	134	Tam NICHOLL	Kawasaki 400 - Fletcher/Bayview Hotel	2:10.169	12.808	83.190	6	6
11	SJUN	42	Brian LOUGHLIN	Suzuki 650 - G2-Tech	2:10.280	12.919	83.119	5	6
12	SJUN	187	Trevor MATTHEWSON	Kawasaki 650 - Strangford Holiday Park	2:10.781	13.420	82.801	5	6
13	SJUN	3	Daniel ANNETT	Suzuki 650 - A to Z Lawnmowers	2:11.021	13.660	82.649	5	6
14	SJUN	81	Vic ALLAN	Yamaha 250	2:11.271	13.910	82.492	5	6
15	SJUN	25	Bryan HARDING	Honda 250	2:11.548	14.187	82.318	4	6
16	SJUN	11	John CAHILL	Suzuki 650	2:12.387	15.026	81.797	6	6
17	SJUN	88	Peter FLETCHER	Kawasaki 400 - Bayview Hotel	2:12.926	15.565	81.465	3	6
18	SJUN	156	Kevin BARSBY	Suzuki 650	2:15.258	17.897	80.060	5	6
19	SJUN	118	Malcolm LOVE	Honda 250 - CB Racing	2:15.433	18.072	79.957	6	6
20	SJUN	38	Ken RUDDY	Kawasaki 400	2:15.618	18.257	79.848	6	6
21	SJUN	217	Enda TREARTY	Kawasaki 400 - TED Racing	2:17.869	20.508	78.544	3	5
22	SJUN	130	Nigel McAULEY	Kawasaki 650	2:21.139	23.778	76.724	5	5
23	SJUN	57	Roy BEATTIE	Kawasaki 400 - BSR	2:21.775	24.414	76.380	5	5
24	SJUN	87	Ian SIMPSON	Kawasaki 400	2:30.840	33.479	71.790	1	1
25	SJUN	59	Anthony AMBLER	Suzuki 650 - Chris Ambler Race Fab	2:31.375	34.014	71.536	1	1

Provisional result to be confirmed by the Stewards of the Meeting subject to completion of technical inspections & the time limit for protests

Page 1 / 1

Circuit	Armoey	Signed		Organising Club	Armoey MRRC
Length(miles)	3.0080		Chief Timekeeper	Qualifying Started	17:25
Weather	Cloudy	Issued At:	17:58		
Track	Dry				



ROADSIDE KIA ARMOY ROAD RACE

JUNIOR SUPPORT

Junior Support Qualifying

Friday, 28 July 2017

DETAILED RESULT



Qualifying Classification

Position

1 27 Joseph LOUGHLIN

SJUN Behind **9.806**
Best Time **1:57.361** Best Speed **92.269** On **5** Gp

Lap	Elapsed Time	Lap Time	Lap Speed
1	2:14.732	2:14.732	80.373
2	20:06.611	17:51.879	10.103
3	22:05.525	1:58.914	91.064
4	24:09.352	2:03.827	87.451
5	26:06.713	1:57.361	92.269
6	28:07.829	2:01.116	89.409

2 151 Marc IRONSIDE

SJUN Behind **2.381**
Best Time **1:59.742** Best Speed **90.434** On **3** Gp

Lap	Elapsed Time	Lap Time	Lap Speed
1	2:15.115	2:15.115	80.145
2	20:05.921	17:50.806	10.113
3	22:05.663	1:59.742	90.434
4	24:05.849	2:00.186	90.100
5	26:06.165	2:00.316	90.003
6	28:09.227	2:03.062	87.995

3 44 Glenn WALKER

SJUN Behind **7.281**
Best Time **2:04.642** Best Speed **86.879** On **6** Gp

Lap	Elapsed Time	Lap Time	Lap Speed
1	2:50.341	2:50.341	63.571
2	20:21.687	17:31.346	10.300
3	22:30.579	2:08.892	84.015
4	24:37.896	2:07.317	85.054
5	26:43.848	2:05.952	85.976
6	28:48.490	2:04.642	86.879

4 72 Ben MULLANE

SJUN Behind **9.192**
Best Time **2:06.553** Best Speed **85.567** On **3** Gp

Lap	Elapsed Time	Lap Time	Lap Speed
1	2:20.111	2:20.111	77.287
2	20:09.966	17:49.855	10.122
3	22:16.519	2:06.553	85.567
4	24:23.669	2:07.150	85.166
5	26:30.408	2:06.739	85.442
6	28:37.187	2:06.779	85.415

Qualifying Classification

Position

5 6 Alan JOHNSTON

SJUN Behind **9.806**
Best Time **2:07.167** Best Speed **85.154** On **6** Gp

Lap	Elapsed Time	Lap Time	Lap Speed
1	2:18.560	2:18.560	78.152
2	20:23.025	18:04.465	9.985
3	22:32.607	2:09.582	83.567
4	24:43.776	2:11.169	82.556
5	26:53.827	2:10.051	83.266
6	29:00.994	2:07.167	85.154

6 15 R J WOOLSEY

SJUN Behind **10.037**
Best Time **2:07.398** Best Speed **85.000** On **5** Gp

Lap	Elapsed Time	Lap Time	Lap Speed
1	2:55.674	2:55.674	61.641
2	20:40.765	17:45.091	10.167
3	22:53.445	2:12.680	81.616
4	25:05.077	2:11.632	82.266
5	27:12.475	2:07.398	85.000
6	29:20.468	2:07.993	84.605

7 316 Stephen MORRISON

SJUN Behind **11.630**
Best Time **2:08.991** Best Speed **83.950** On **6** Gp

Lap	Elapsed Time	Lap Time	Lap Speed
1	2:33.347	2:33.347	70.616
2	20:38.620	18:05.273	9.978
3	22:50.902	2:12.282	81.861
4	25:02.037	2:11.135	82.577
5	27:12.055	2:10.018	83.287
6	29:21.046	2:08.991	83.950

8 138 Derek WILKIE

SJUN Behind **11.950**
Best Time **2:09.311** Best Speed **83.742** On **6** Gp

Lap	Elapsed Time	Lap Time	Lap Speed
1	2:32.004	2:32.004	71.240
2	20:19.054	17:47.050	10.148
3	22:31.825	2:12.771	81.560
4	24:44.216	2:12.391	81.794
5	26:55.761	2:11.545	82.320
6	29:05.072	2:09.311	83.742

ROADSIDE KIA ARMOY ROAD RACE

JUNIOR SUPPORT

Junior Support Qualifying

Friday, 28 July 2017

DETAILED RESULT



Qualifying Classification

Position

9 8 Darryl ANDERSON

SJUN Behind 12.062

Best Time 2:09.423 Best Speed 83.670 On 5 Gp

Lap	Elapsed Time	Lap Time	Lap Speed
1	2:31.052	2:31.052	71.689
2	20:53.598	18:22.546	9.822
3	23:04.431	2:10.833	82.768
4	25:15.140	2:10.709	82.847
5	27:24.563	2:09.423	83.670
6	29:35.355	2:10.792	82.794

Qualifying Classification

Position

13 3 Daniel ANNETT

SJUN Behind 13.660

Best Time 2:11.021 Best Speed 82.649 On 5 Gp

Lap	Elapsed Time	Lap Time	Lap Speed
1	2:53.629	2:53.629	62.367
2	20:29.433	17:35.804	10.256
3	22:43.076	2:13.643	81.028
4	24:57.277	2:14.201	80.691
5	27:08.298	2:11.021	82.649
6	29:19.612	2:11.314	82.465

10 134 Tam NICHOLL

SJUN Behind 12.808

Best Time 2:10.169 Best Speed 83.190 On 6 Gp

Lap	Elapsed Time	Lap Time	Lap Speed
1	2:31.060	2:31.060	71.685
2	20:36.751	18:05.691	9.974
3	22:48.162	2:11.411	82.404
4	24:58.973	2:10.811	82.782
5	27:09.466	2:10.493	82.984
6	29:19.635	2:10.169	83.190

14 81 Vic ALLAN

SJUN Behind 13.910

Best Time 2:11.271 Best Speed 82.492 On 5 Gp

Lap	Elapsed Time	Lap Time	Lap Speed
1	2:43.309	2:43.309	66.309
2	20:42.407	17:59.098	10.035
3	22:56.889	2:14.482	80.522
4	25:11.571	2:14.682	80.403
5	27:22.842	2:11.271	82.492
6	29:34.294	2:11.452	82.378

11 42 Brian LOUGHLIN

SJUN Behind 12.919

Best Time 2:10.280 Best Speed 83.119 On 5 Gp

Lap	Elapsed Time	Lap Time	Lap Speed
1	2:52.633	2:52.633	62.727
2	20:32.144	17:39.511	10.221
3	22:44.407	2:12.263	81.873
4	24:57.148	2:12.741	81.578
5	27:07.428	2:10.280	83.119
6	29:18.491	2:11.063	82.623

15 25 Bryan HARDING

SJUN Behind 14.187

Best Time 2:11.548 Best Speed 82.318 On 4 Gp

Lap	Elapsed Time	Lap Time	Lap Speed
1	2:43.657	2:43.657	66.168
2	20:55.813	18:12.156	9.915
3	23:09.643	2:13.830	80.915
4	25:21.191	2:11.548	82.318
5	27:34.330	2:13.139	81.335
6	29:48.308	2:13.978	80.825

12 187 Trevor MATTHEWSON

SJUN Behind 13.420

Best Time 2:10.781 Best Speed 82.801 On 5 Gp

Lap	Elapsed Time	Lap Time	Lap Speed
1	3:02.376	3:02.376	59.376
2	20:38.235	17:35.859	10.256
3	22:50.595	2:12.360	81.813
4	25:05.525	2:14.930	80.255
5	27:16.306	2:10.781	82.801
6	29:27.283	2:10.977	82.677

16 11 John CAHILL

SJUN Behind 15.026

Best Time 2:12.387 Best Speed 81.797 On 6 Gp

Lap	Elapsed Time	Lap Time	Lap Speed
1	2:27.948	2:27.948	73.193
2	20:16.383	17:48.435	10.135
3	22:29.854	2:13.471	81.132
4	24:43.448	2:13.594	81.058
5	26:56.837	2:13.389	81.182
6	29:09.224	2:12.387	81.797

ROADSIDE KIA ARMOY ROAD RACE

JUNIOR SUPPORT

Junior Support Qualifying

Friday, 28 July 2017

DETAILED RESULT



Qualifying Classification

Position

17 88 Peter FLETCHER

SJUN Behind 15.565

Best Time 2:12.926 Best Speed 81.465 On 3 Gp

Lap	Elapsed Time	Lap Time	Lap Speed
1	2:41.176	2:41.176	67.186
2	20:50.880	18:09.704	9.937
3	23:03.806	2:12.926	81.465
4	25:16.938	2:13.132	81.339
5	27:30.214	2:13.276	81.251
6	29:43.709	2:13.495	81.118

18 156 Kevin BARSBY

SJUN Behind 17.897

Best Time 2:15.258 Best Speed 80.060 On 5 Gp

Lap	Elapsed Time	Lap Time	Lap Speed
1	2:54.860	2:54.860	61.928
2	20:34.596	17:39.736	10.218
3	22:50.126	2:15.530	79.900
4	25:08.050	2:17.924	78.513
5	27:23.308	2:15.258	80.060
6	29:39.142	2:15.834	79.721

19 118 Malcolm LOVE

SJUN Behind 18.072

Best Time 2:15.433 Best Speed 79.957 On 6 Gp

Lap	Elapsed Time	Lap Time	Lap Speed
1	2:50.277	2:50.277	63.595
2	20:39.529	17:49.252	10.127
3	22:57.912	2:18.383	78.252
4	25:13.896	2:15.984	79.633
5	27:29.908	2:16.012	79.617
6	29:45.341	2:15.433	79.957

20 38 Ken RUDDY

SJUN Behind 18.257

Best Time 2:15.618 Best Speed 79.848 On 6 Gp

Lap	Elapsed Time	Lap Time	Lap Speed
1	2:27.707	2:27.707	73.313
2	21:02.693	18:34.986	9.712
3	23:20.650	2:17.957	78.494
4	25:37.743	2:17.093	78.989
5	27:56.438	2:18.695	78.076
6	30:12.056	2:15.618	79.848

Qualifying Classification

Position

21 217 Enda TREARTY

SJUN Behind 20.508

Best Time 2:17.869 Best Speed 78.544 On 3 Gp

Lap	Elapsed Time	Lap Time	Lap Speed
1	3:12.735	3:12.735	56.185
2	21:20.874	18:08.139	9.952
3	23:38.743	2:17.869	78.544
4	25:57.329	2:18.586	78.138
5	28:19.674	2:22.345	76.074

22 130 Nigel McAULEY

SJUN Behind 23.778

Best Time 2:21.139 Best Speed 76.724 On 5 Gp

Lap	Elapsed Time	Lap Time	Lap Speed
1	3:07.965	3:07.965	57.611
2	21:09.246	18:01.281	10.015
3	23:31.300	2:22.054	76.230
4	25:53.634	2:22.334	76.080
5	28:14.773	2:21.139	76.724

23 57 Roy BEATTIE

SJUN Behind 24.414

Best Time 2:21.775 Best Speed 76.380 On 5 Gp

Lap	Elapsed Time	Lap Time	Lap Speed
1	3:05.368	3:05.368	58.418
2	21:06.850	18:01.482	10.013
3	23:30.174	2:23.324	75.555
4	25:52.808	2:22.634	75.920
5	28:14.583	2:21.775	76.380

24 87 Ian SIMPSON

SJUN Behind 33.479

Best Time 2:30.840 Best Speed 71.790 On 1 Gp

Lap	Elapsed Time	Lap Time	Lap Speed
1	2:30.840	2:30.840	71.790

25 59 Anthony AMBLER

SJUN Behind 34.014

Best Time 2:31.375 Best Speed 71.536 On 1 Gp

Lap	Elapsed Time	Lap Time	Lap Speed
1	2:31.375	2:31.375	71.536

ROADSIDE KIA ARMOY ROAD RACE

JUNIOR SUPPPORT

Armoy 3.008 miles

R3: Armoy Homes/J W Hickinson Junior Support

29/07/2017 11:00

Race (7 Laps)

RACE 3 - JUNIOR SUPPORT

			59		11
			A		
	57		130		10
	B		A		
217		38		118	C
C		B		A	9
			156		8
			A		
88		11		25	7
C		B		A	
	81		3		6
	B		A		
187		42		134	B
C		B		A	5
			8		4
			A		
138		316		15	3
C		B		A	
	6		72		2
	B		A		
44		151		27	A
C		B		A	1

POLE POSITION

Promoted by Armoy MRRC

Orbits

Provisional result to be confirmed by the Stewards of the Meeting subject to the completion of technical inspections and the time limit for protests
MCUI (Ulster Centre) Timing @ www.elaps-timing.com



Ride on
Delta
Seven

ROADSIDE KIA ARMOY ROAD RACE

JUNIOR SUPPORT

Race 3 - Armoyn Homes/JW Dickinson Junior Support

Saturday, 29 July 2017



Pos	Class	No	Name	Machine / Sponsor	Gp	Laps	Total Time	Behind	Speed	-----Best Lap-----		
										Time	Speed	On
Race Classification												
1	SJUN	27	Joseph LOUGHLIN	Kawasaki 650 - G2-Tech	a	7	14:19.220		88.221	2:00.109	90.158	6
2	SJUN	151	Marc IRONSIDE	Kawasaki 650 - Shirlaw's Motorcycles	a	7	15:03.951	44.731	83.856	2:06.079	85.889	2
3	SJUN	44	Glenn WALKER	Kawasaki 650 - McKinstry Racing	a	7	15:10.511	51.291	83.252	2:07.226	85.115	7
4	SJUN	72	Ben MULLANE	Suzuki 650 - Puzzles Racing	a	7	15:23.449	1:04.229	82.085	2:09.911	83.356	6
5	SJUN	8	Darryl ANDERSON	Suzuki 650 - DK Racing	a	7	15:39.128	1:19.908	80.715	2:12.354	81.817	5
6	SJUN	134	Tam NICHOLL	Kawasaki 400 - Fletcher/Bayview Hotel	b	7	15:48.592	1:29.372	79.910	2:13.010	81.413	7
7	SJUN	138	Derek WILKIE	Kawasaki 400	a	7	15:51.773	1:32.553	79.643	2:13.536	81.093	5
8	SJUN	316	Stephen MORRISON	Kawasaki 400 - NAB Racing	a	7	16:16.524	1:57.304	77.624	2:16.424	79.376	3
9	SJUN	81	Vic ALLAN	Yamaha 250	b	6	14:05.947	1 Lap	76.805	2:16.107	79.561	6
10	SJUN	42	Brian LOUGHLIN	Suzuki 650 - G2-Tech	b	6	14:06.885	1 Lap	76.720	2:16.433	79.371	3
11	SJUN	3	Daniel ANNETT	Suzuki 650 - A to Z Lawnmowers	b	6	14:15.773	1 Lap	75.923	2:19.179	77.805	6
12	SJUN	11	John CAHILL	Suzuki 650	b	6	14:15.799	1 Lap	75.921	2:18.530	78.169	6
13	SJUN	156	Kevin BARSBY	Suzuki 650	b	6	14:26.221	1 Lap	75.007	2:18.812	78.011	5
14	SJUN	38	Ken RUDDY	Kawasaki 400	c	6	15:05.760	1 Lap	71.733	2:26.582	73.875	6
15	SJUN	25	Bryan HARDING	Honda 250	b	6	15:34.998	1 Lap	69.490	2:33.111	70.725	4
16	SJUN	57	Roy BEATTIE	Kawasaki 400 - BSR	c	6	15:53.772	1 Lap	68.122	2:33.509	70.542	6

Fastest Lap


SJUN	27	Joseph LOUGHLIN	Kawasaki 650 - G2-Tech	2:00.109	90.158	6
------	----	-----------------	------------------------	----------	--------	---

Not Classified

DNF	SJUN	6	Alan JOHNSTON	Kawasaki 400 - Shay D Racing	a	5	11:05.843		81.316	2:09.221	83.801	4
DNF	SJUN	217	Enda TREARTY	Kawasaki 400 - TED Racing	c	5	12:07.388		74.436	2:21.430	76.566	4

Provisional result to be confirmed by the Stewards of the Meeting subject to completion of technical inspections & the time limit for protests

Page 1 / 1

Circuit	Armoyn	Signed		Organising Club	Armoyn MRRC
Length(miles)	3.0080		Chief Timekeeper	Race Started	10:52
Weather	Cloudy	Issued At:	11:12	Gp Time Diff - b 15.08 / c 33.62	
Track	Wet				



ROADSIDE KIA ARMOY ROAD RACE

JUNIOR SUPPORT

Race 3 - Armoyn Homes/JW Dickinson Junior Support

Saturday, 29 July 2017

DETAILED RESULT



Race Classification

1 27 Joseph LOUGHLIN

Total Time **14:19.220** Avg Speed **88.221** Behind
Best Time **2:00.109** Best Speed **90.158** On **6** Gp **a**

Lap	Elapsed Time	Lap Time	Lap Speed
1	2:09.533	2:09.533	83.599
2	4:10.048	2:00.515	89.854
3	6:10.630	2:00.582	89.804
4	8:12.464	2:01.834	88.882
5	10:13.658	2:01.194	89.351
6	12:13.767	2:00.109	90.158
7	14:19.220	2:05.453	86.318

2 151 Marc IRONSIDE

Total Time **15:03.951** Avg Speed **83.856** Behind **44.731**
Best Time **2:06.079** Best Speed **85.889** On **2** Gp **a**

Lap	Elapsed Time	Lap Time	Lap Speed
1	2:11.303	2:11.303	82.472
2	4:17.382	2:06.079	85.889
3	6:25.620	2:08.238	84.443
4	8:35.580	2:09.960	83.324
5	10:44.485	2:08.905	84.006
6	12:53.813	2:09.328	83.731
7	15:03.951	2:10.138	83.210

3 44 Glenn WALKER

Total Time **15:10.511** Avg Speed **83.252** Behind **51.291**
Best Time **2:07.226** Best Speed **85.115** On **7** Gp **a**

Lap	Elapsed Time	Lap Time	Lap Speed
1	2:15.028	2:15.028	80.197
2	4:24.468	2:09.440	83.659
3	6:35.236	2:10.768	82.809
4	8:45.181	2:09.945	83.334
5	10:54.768	2:09.587	83.564
6	13:03.285	2:08.517	84.260
7	15:10.511	2:07.226	85.115

Race Classification

4 72 Ben MULLANE

Total Time **15:23.449** Avg Speed **82.085** Behind **1:04.229**
Best Time **2:09.911** Best Speed **83.356** On **6** Gp **a**

Lap	Elapsed Time	Lap Time	Lap Speed
1	2:18.039	2:18.039	78.447
2	4:30.738	2:12.699	81.604
3	6:41.746	2:11.008	82.658
4	8:52.146	2:10.400	83.043
5	11:02.492	2:10.346	83.077
6	13:12.403	2:09.911	83.356
7	15:23.449	2:11.046	82.634

5 8 Darryl ANDERSON

Total Time **15:39.128** Avg Speed **80.715** Behind **1:19.908**
Best Time **2:12.354** Best Speed **81.817** On **5** Gp **a**

Lap	Elapsed Time	Lap Time	Lap Speed
1	2:20.318	2:20.318	77.173
2	4:33.049	2:12.731	81.585
3	6:46.095	2:13.046	81.391
4	8:58.750	2:12.655	81.631
5	11:11.104	2:12.354	81.817
6	13:24.178	2:13.074	81.374
7	15:39.128	2:14.950	80.243

6 134 Tam NICHOLL

Total Time **15:48.592** Avg Speed **79.910** Behind **1:29.372**
Best Time **2:13.010** Best Speed **81.413** On **7** Gp **b**

Lap	Elapsed Time	Lap Time	Lap Speed
1	2:23.199	2:23.199	75.621
2	4:38.938	2:15.739	79.777
3	6:53.506	2:14.568	80.471
4	9:07.721	2:14.215	80.682
5	11:21.220	2:13.499	81.115
6	13:35.582	2:14.362	80.594
7	15:48.592	2:13.010	81.413

ROADSIDE KIA ARMOY ROAD RACE

JUNIOR SUPPORT

Race 3 - Armoyn Homes/JW Dickinson Junior Support

Saturday, 29 July 2017

DETAILED RESULT



Race Classification

7 138 Derek WILKIE

Total Time **15:51.773** Avg Speed **79.643** Behind **1:32.553**
Best Time **2:13.536** Best Speed **81.093** On **5** Gp **a**

Lap	Elapsed Time	Lap Time	Lap Speed
1	2:24.981	2:24.981	74.691
2	4:41.207	2:16.226	79.491
3	6:54.993	2:13.786	80.941
4	9:09.292	2:14.299	80.632
5	11:22.828	2:13.536	81.093
6	13:37.943	2:15.115	80.145
7	15:51.773	2:13.830	80.915

8 316 Stephen MORRISON

Total Time **16:16.524** Avg Speed **77.624** Behind **1:57.304**
Best Time **2:16.424** Best Speed **79.376** On **3** Gp **a**

Lap	Elapsed Time	Lap Time	Lap Speed
1	2:26.397	2:26.397	73.969
2	4:43.833	2:17.436	78.792
3	7:00.257	2:16.424	79.376
4	9:18.174	2:17.917	78.517
5	11:36.596	2:18.422	78.230
6	13:53.573	2:16.977	79.056
7	16:16.524	2:22.951	75.752

9 81 Vic ALLAN

Total Time **14:05.947** Avg Speed **76.805** Behind **1 Lap**
Best Time **2:16.107** Best Speed **79.561** On **6** Gp **b**

Lap	Elapsed Time	Lap Time	Lap Speed
1	2:30.228	2:30.228	72.082
2	4:51.328	2:21.100	76.746
3	7:10.206	2:18.878	77.973
4	9:31.726	2:21.520	76.518
5	11:49.840	2:18.114	78.405
6	14:05.947	2:16.107	79.561

10 42 Brian LOUGHLIN

Total Time **14:06.885** Avg Speed **76.720** Behind **1 Lap**
Best Time **2:16.433** Best Speed **79.371** On **3** Gp **b**

Lap	Elapsed Time	Lap Time	Lap Speed
1	2:33.153	2:33.153	70.706
2	4:55.196	2:22.043	76.236
3	7:11.629	2:16.433	79.371
4	9:30.209	2:18.580	78.141
5	11:48.153	2:17.944	78.501
6	14:06.885	2:18.732	78.056

Race Classification

11 3 Daniel ANNETT

Total Time **14:15.773** Avg Speed **75.923** Behind **1 Lap**
Best Time **2:19.179** Best Speed **77.805** On **6** Gp **b**

Lap	Elapsed Time	Lap Time	Lap Speed
1	2:32.283	2:32.283	71.110
2	4:55.398	2:23.115	75.665
3	7:16.491	2:21.093	76.749
4	9:36.968	2:20.477	77.086
5	11:56.594	2:19.626	77.556
6	14:15.773	2:19.179	77.805

12 11 John CAHILL

Total Time **14:15.799** Avg Speed **75.921** Behind **1 Lap**
Best Time **2:18.530** Best Speed **78.169** On **6** Gp **b**

Lap	Elapsed Time	Lap Time	Lap Speed
1	2:33.798	2:33.798	70.409
2	4:56.577	2:22.779	75.843
3	7:18.279	2:21.702	76.420
4	9:38.160	2:19.881	77.414
5	11:57.269	2:19.109	77.844
6	14:15.799	2:18.530	78.169

13 156 Kevin BARSBY

Total Time **14:26.221** Avg Speed **75.007** Behind **1 Lap**
Best Time **2:18.812** Best Speed **78.011** On **5** Gp **b**

Lap	Elapsed Time	Lap Time	Lap Speed
1	2:43.488	2:43.488	66.236
2	5:06.471	2:22.983	75.735
3	7:28.125	2:21.654	76.445
4	9:47.081	2:18.956	77.930
5	12:05.893	2:18.812	78.011
6	14:26.221	2:20.328	77.168

14 38 Ken RUDDY

Total Time **15:05.760** Avg Speed **71.733** Behind **1 Lap**
Best Time **2:26.582** Best Speed **73.875** On **6** Gp **c**

Lap	Elapsed Time	Lap Time	Lap Speed
1	2:42.688	2:42.688	66.562
2	5:16.069	2:33.381	70.601
3	7:43.733	2:27.664	73.334
4	10:10.360	2:26.627	73.853
5	12:39.178	2:28.818	72.765
6	15:05.760	2:26.582	73.875

ROADSIDE KIA ARMOY ROAD RACE

JUNIOR SUPPORT

Race 3 - Armoyn Homes/JW Dickinson Junior Support

Saturday, 29 July 2017

DETAILED RESULT



Race Classification

15 25 Bryan HARDING

Total Time **15:34.998** Avg Speed **69.490** Behind **1** Lap

Best Time **2:33.111** Best Speed **70.725** On **4** Gp **b**

Lap	Elapsed Time	Lap Time	Lap Speed
1	2:43.863	2:43.863	66.084
2	5:17.603	2:33.740	70.436
3	7:53.310	2:35.707	69.546
4	10:26.421	2:33.111	70.725
5	13:00.999	2:34.578	70.054
6	15:34.998	2:33.999	70.317

16 57 Roy BEATTIE

Total Time **15:53.772** Avg Speed **68.122** Behind **1** Lap

Best Time **2:33.509** Best Speed **70.542** On **6** Gp **c**

Lap	Elapsed Time	Lap Time	Lap Speed
1	2:46.273	2:46.273	65.127
2	5:25.797	2:39.524	67.882
3	8:06.470	2:40.673	67.397
4	10:44.303	2:37.833	68.609
5	13:20.263	2:35.960	69.433
6	15:53.772	2:33.509	70.542

Not Classified

DNF 6 Alan JOHNSTON

Total Time **11:05.843** Avg Speed **81.316** Behind

Best Time **2:09.221** Best Speed **83.801** On **4** Gp **a**

Lap	Elapsed Time	Lap Time	Lap Speed
1	2:19.505	2:19.505	77.623
2	4:33.310	2:13.805	80.930
3	6:46.462	2:13.152	81.327
4	8:55.683	2:09.221	83.801
5	11:05.843	2:10.160	83.196

DNF 217 Enda TREARTY

Total Time **12:07.388** Avg Speed **74.436** Behind

Best Time **2:21.430** Best Speed **76.566** On **4** Gp **c**

Lap	Elapsed Time	Lap Time	Lap Speed
1	2:29.692	2:29.692	72.341
2	4:57.365	2:27.673	73.330
3	7:21.692	2:24.327	75.030
4	9:43.122	2:21.430	76.566
5	12:07.388	2:24.266	75.061

ROADSIDE KIA ARMOY ROAD RACE

JUNIOR SUPPORT

Race 3 - Armoyn Homes/JW Dickinson Junior Support

LAP CHART



1					3					5				
No	Name	Gp	Time of Day	Lap Time	No	Name	Gp	Time of Day	Lap Time	No	Name	Gp	Time of Day	Lap Time
27	Joseph LOUGHLIN	a	10:54:47.647	2:09.533	27	Joseph LOUGHLIN	a	10:58:48.744	2:00.582	27	Joseph LOUGHLIN	a	11:02:51.772	2:01.194
151	Marc IRONSIDE	a	10:54:49.417	2:11.303	151	Marc IRONSIDE	a	10:59:03.734	2:08.238	151	Marc IRONSIDE	a	11:03:22.599	2:08.905
44	Glenn WALKER	a	10:54:53.142	2:15.028	44	Glenn WALKER	a	10:59:13.350	2:10.768	44	Glenn WALKER	a	11:03:32.882	2:09.587
72	Ben MULLANE	a	10:54:56.153	2:18.039	72	Ben MULLANE	a	10:59:19.860	2:11.008	72	Ben MULLANE	a	11:03:40.606	2:10.346
6	Alan JOHNSTON	a	10:54:57.619	2:19.505	8	Darryl ANDERSON	a	10:59:24.209	2:13.046	6	Alan JOHNSTON	a	11:03:43.957	2:10.160
8	Darryl ANDERSON	a	10:54:58.432	2:20.318	6	Alan JOHNSTON	a	10:59:24.576	2:13.152	8	Darryl ANDERSON	a	11:03:49.218	2:12.354
134	Tam NICHOLL	b	10:55:01.313	2:23.199	134	Tam NICHOLL	b	10:59:31.620	2:14.568	134	Tam NICHOLL	b	11:03:59.334	2:13.499
138	Derek WILKIE	a	10:55:03.095	2:24.981	138	Derek WILKIE	a	10:59:33.107	2:13.786	138	Derek WILKIE	a	11:04:00.942	2:13.536
316	Stephen MORRISON	a	10:55:04.511	2:26.397	316	Stephen MORRISON	a	10:59:38.371	2:16.424	316	Stephen MORRISON	a	11:04:14.710	2:18.422
217	Enda TREARTY	c	10:55:07.806	2:29.692	81	Vic ALLAN	b	10:59:48.320	2:18.878	42	Brian LOUGHLIN	b	11:04:26.267	2:17.944
81	Vic ALLAN	b	10:55:08.342	2:30.228	42	Brian LOUGHLIN	b	10:59:49.743	2:16.433	81	Vic ALLAN	b	11:04:27.954	2:18.114
3	Daniel ANNETT	b	10:55:10.397	2:32.283	3	Daniel ANNETT	b	10:59:54.605	2:21.093	3	Daniel ANNETT	b	11:04:34.708	2:19.626
42	Brian LOUGHLIN	b	10:55:11.267	2:33.153	11	John CAHILL	b	10:59:56.393	2:21.702	11	John CAHILL	b	11:04:35.383	2:19.109
11	John CAHILL	b	10:55:11.912	2:33.798	217	Enda TREARTY	c	10:59:59.806	2:24.327	156	Kevin BARSBY	b	11:04:44.007	2:18.812
38	Ken RUDDY	c	10:55:20.802	2:42.688	156	Kevin BARSBY	b	11:00:06.239	2:21.654	217	Enda TREARTY	c	11:04:45.502	2:24.266
156	Kevin BARSBY	b	10:55:21.602	2:43.488	38	Ken RUDDY	c	11:00:21.847	2:27.664	38	Ken RUDDY	c	11:05:17.292	2:28.818
25	Bryan HARDING	b	10:55:21.977	2:43.863	25	Bryan HARDING	b	11:00:31.424	2:35.707	25	Bryan HARDING	b	11:05:39.113	2:34.578
57	Roy BEATTIE	c	10:55:24.387	2:46.273	57	Roy BEATTIE	c	11:00:44.584	2:40.673	57	Roy BEATTIE	c	11:05:58.377	2:35.960

2					4					6				
No	Name	Gp	Time of Day	Lap Time	No	Name	Gp	Time of Day	Lap Time	No	Name	Gp	Time of Day	Lap Time
27	Joseph LOUGHLIN	a	10:56:48.162	2:00.515	27	Joseph LOUGHLIN	a	11:00:50.578	2:01.834	27	Joseph LOUGHLIN	a	11:04:51.881	2:00.109
151	Marc IRONSIDE	a	10:56:55.496	2:06.079	151	Marc IRONSIDE	a	11:01:13.694	2:09.960	151	Marc IRONSIDE	a	11:05:31.927	2:09.328
44	Glenn WALKER	a	10:57:02.582	2:09.440	44	Glenn WALKER	a	11:01:23.295	2:09.945	44	Glenn WALKER	a	11:05:41.399	2:08.517
72	Ben MULLANE	a	10:57:08.852	2:12.699	72	Ben MULLANE	a	11:01:30.260	2:10.400	72	Ben MULLANE	a	11:05:50.517	2:09.911
8	Darryl ANDERSON	a	10:57:11.163	2:12.731	6	Alan JOHNSTON	a	11:01:33.797	2:09.221	8	Darryl ANDERSON	a	11:06:02.292	2:13.074
6	Alan JOHNSTON	a	10:57:11.424	2:13.805	8	Darryl ANDERSON	a	11:01:36.864	2:12.655	134	Tam NICHOLL	b	11:06:13.696	2:14.362
134	Tam NICHOLL	b	10:57:17.052	2:15.739	134	Tam NICHOLL	b	11:01:45.835	2:14.215	138	Derek WILKIE	a	11:06:16.057	2:15.115
138	Derek WILKIE	a	10:57:19.321	2:16.226	138	Derek WILKIE	a	11:01:47.406	2:14.299	316	Stephen MORRISON	a	11:06:31.687	2:16.977
316	Stephen MORRISON	a	10:57:21.947	2:17.436	316	Stephen MORRISON	a	11:01:56.288	2:17.917	81	Vic ALLAN	b	11:06:44.061	2:16.107
81	Vic ALLAN	b	10:57:29.442	2:21.100	42	Brian LOUGHLIN	b	11:02:08.323	2:18.580	42	Brian LOUGHLIN	b	11:06:44.999	2:18.732
42	Brian LOUGHLIN	b	10:57:33.310	2:22.043	81	Vic ALLAN	b	11:02:09.840	2:21.520	3	Daniel ANNETT	b	11:06:53.887	2:19.179
3	Daniel ANNETT	b	10:57:33.512	2:23.115	3	Daniel ANNETT	b	11:02:15.082	2:20.477	11	John CAHILL	b	11:06:53.913	2:18.530
11	John CAHILL	b	10:57:34.691	2:22.779	11	John CAHILL	b	11:02:16.274	2:19.881	156	Kevin BARSBY	b	11:07:04.335	2:20.328
217	Enda TREARTY	c	10:57:35.479	2:27.673	217	Enda TREARTY	c	11:02:21.236	2:21.430	38	Ken RUDDY	c	11:07:43.874	2:26.582
156	Kevin BARSBY	b	10:57:44.585	2:22.983	156	Kevin BARSBY	b	11:02:25.195	2:18.956	25	Bryan HARDING	b	11:08:13.112	2:33.999
38	Ken RUDDY	c	10:57:54.183	2:33.381	38	Ken RUDDY	c	11:02:48.474	2:26.627	57	Roy BEATTIE	c	11:08:31.886	2:33.509
25	Bryan HARDING	b	10:57:55.717	2:33.740	25	Bryan HARDING	b	11:03:04.535	2:33.111					
57	Roy BEATTIE	c	10:58:03.911	2:39.524	57	Roy BEATTIE	c	11:03:22.417	2:37.833					

ROADSIDE KIA ARMOY ROAD RACE

JUNIOR SUPPORT

Race 3 - Armoyn Homes/JW Dickinson Junior Support

LAP CHART



7

No	Name	Gp	Time of Day	Lap Time
27	Joseph LOUGHLIN	a	11:06:57.334	2:05.453
151	Marc IRONSIDE	a	11:07:42.065	2:10.138
44	Glenn WALKER	a	11:07:48.625	2:07.226
72	Ben MULLANE	a	11:08:01.563	2:11.046
8	Darryl ANDERSON	a	11:08:17.242	2:14.950
134	Tam NICHOLL	b	11:08:26.706	2:13.010
138	Derek WILKIE	a	11:08:29.887	2:13.830
316	Stephen MORRISON	a	11:08:54.638	2:22.951

ROAD RACE - IRISH JUNIOR SUPPORT

2017

Pos	No.	Name	Total	Diff	Gap	#1	#2	#3	#4	#5
						R1	R1	R1	R1	R1
1	27	Joseph LOUGHLIN	125	0	0	25	25	25	25	25
2	79	Michael BROWNE	69	56	56	20	13	16	20	x
3	75	Oisin WATSON	62	63	7	13	20	13	16	x
4	42	Brian LOUGHLIN	35	90	27	7	4	8	10	6
5	92	Jamie WILLIAMS	32	93	3	16	16	x	x	x
6	4	Liam CHAWKE	32	93	0	4	6	11	11	x
7	172	Derek WILSON	24	101	8	x	11	x	13	x
8	316	Stephen MORRISON	23	102	1	11	x	4	x	8
9	151	Marc IRONSIDE	20	105	3	x	x	x	x	20
10	260	Darren COOPER	20	105	0	x	x	20	x	x
11	72	Ben MULLANE	20	105	0	x	x	7	x	13
12	48	Darren O'ROURKE	17	108	3	x	x	9	8	x
13	20	John BYRNE	17	108	0	x	x	10	7	x
14	44	Glenn WALKER	16	109	1	x	x	x	x	16
15	8	Darryl ANDERSON	16	109	0	5	x	x	x	11
16	81	Vic ALLAN	13	112	3	6	x	x	x	7
17	83	Andy McALLISTER	12	113	1	10	x	x	2	x
18	777	Shaun WYNNE	11	114	1	3	8	x	x	x
19	134	Tam NICHOLL	10	115	1	x	x	x	x	10
20	35	Dougie SHEARER	10	115	0	x	10	x	x	x
21	138	Derek WILKIE	9	116	1	x	x	x	x	9
22	73	Derek COSTELLO	9	116	0	x	x	x	9	x
23	59	Anthony AMBLER	9	116	0	x	9	x	x	x
24	134	Tony LEACH	9	116	0	9	x	x	x	x
25	15	R J WOOLSEY	8	117	1	8	x	x	x	x
26	118	Tommy HEAPHY	8	117	0	x	3	x	5	x
27	80	Mark DANGERFIELD	7	118	1	x	7	x	x	x
28	37	Thomas MOLLOY	7	118	0	2	5	x	x	x
29	241	Cathal PHELAN	6	119	1	x	x	x	6	x
30	6	Alan JOHNSTON	6	119	0	x	x	6	x	x
31	11	John CAHILL	6	119	0	x	x	2	x	4
32	3	Daniel ANNETT	5	120	1	x	x	x	x	5
33	19	Raymond O'NEILL	5	120	0	x	x	5	x	x
34	111	Noel SMITH	5	120	0	x	x	1	4	x
35	41	Michael NAGLE	5	120	0	x	2	3	x	x
36	156	Kevin BARSBY	3	122	2	x	x	x	x	3
37	124	Thomas WHITMORE	3	122	0	x	x	x	3	x
38	38	Ken RUDDY	2	123	1	x	x	x	x	2
39	112	Martin CURRAMS	2	123	0	x	1	x	1	x
40	25	Bryan HARDING	1	124	1	x	x	x	x	1
41	74	Jamie O'BRIEN	1	124	0	1	x	x	x	x

Event Legend

#1	21/04/2017	AROUND A POUND TANDRAGEE 100	#4	22/07/2017	FAUGHEEN 50
#2	28/04/2017	KDM HIRE COOKSTOWN 100	#5	28/07/2017	ROADSIDE KIA ARMOY ROAD RACE
#3	30/06/2017	AXA COUNTRY CREST SKERRIES 100			

ROAD RACE - ULSTER JUNIOR SUPPORT

2017

Pos	No.	Name	Total	Diff	Gap	#1	#2	#3
						R1	R1	R1
1	27	Joseph LOUGHLIN	75	0	0	25	25	25
2	75	Oisin WATSON	33	42	42	13	20	x
	79	Michael BROWNE	33	42	0	20	13	x
4	92	Jamie WILLIAMS	32	43	1	16	16	x
5	151	Marc IRONSIDE	20	55	12	x	x	20
6	316	Stephen MORRISON	19	56	1	11	x	8
7	42	Brian LOUGHLIN	17	58	2	7	4	6
8	44	Glenn WALKER	16	59	1	x	x	16
9	8	Darryl ANDERSON	16	59	0	5	x	11
10	72	Ben MULLANE	13	62	3	x	x	13
11	81	Vic ALLAN	13	62	0	6	x	7
12	172	Derek WILSON	11	64	2	x	11	x
13	777	Shaun WYNNE	11	64	0	3	8	x
14	134	Tam NICHOLL	10	65	1	x	x	10
15	35	Dougie SHEARER	10	65	0	x	10	x
16	83	Andy McALLISTER	10	65	0	10	x	x
17	4	Liam CHAWKE	10	65	0	4	6	x
18	138	Derek WILKIE	9	66	1	x	x	9
19	59	Anthony AMBLER	9	66	0	x	9	x
20	134	Tony LEACH	9	66	0	9	x	x
21	15	R J WOOLSEY	8	67	1	8	x	x
22	80	Mark DANGERFIELD	7	68	1	x	7	x
23	37	Thomas MOLLOY	7	68	0	2	5	x
24	3	Daniel ANNETT	5	70	2	x	x	5
25	11	John CAHILL	4	71	1	x	x	4
26	156	Kevin BARSBY	3	72	1	x	x	3
27	118	Tommy HEAPHY	3	72	0	x	3	x
28	38	Ken RUDDY	2	73	1	x	x	2
29	41	Michael NAGLE	2	73	0	x	2	x
30	25	Bryan HARDING	1	74	1	x	x	1
31	112	Martin CURRAMS	1	74	0	x	1	x
32	74	Jamie O'BRIEN	1	74	0	1	x	x

Event Legend

#1	21/04/2017	AROUND A POUND TANDRAGEE 100	#3	28/07/2017	ROADSIDE KIA ARMOY ROAD RACE
#2	28/04/2017	KDM HIRE COOKSTOWN 100			