



ARMOY ROAD RACE

The Race of Legends

Friday 28th & Saturday 29th July 2017

promoted by
Armoyn Motorcycle Road Racing Club
www.amrrc.com

CLYDE SHANKS
Planning Development
SUPERTWIN

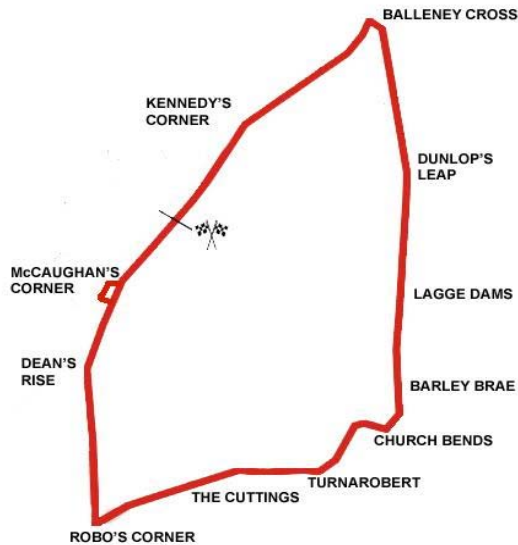


**Causeway
Coast & Glens
Borough Council**



**tourism
northernireland**

Armoy Circuit 3.008 miles



Lap Records

Class	Rider	Machine	m s	mph	Year
125cc	William Dunlop	Honda	2 02.397	88.473	2010
Moto 3	Christian Elkin	Honda 250	2 03.375	87.771	2014
250cc	Michael Sweeney	Honda	1 52.439	96.308	2013
Lightweight Supersport	Seamus Elliott	Yamaha 400	1 56.932	92.608	2015
Supertwin	Ryan Farquhar	Kawasaki	1 50.379	98.106	2015
Supersport	William Dunlop	Yamaha	1 43.834	104.290	2015
Superbike	Michael Dunlop	Honda	1 41.382	106.812	2013
Senior Support	Connor Behan	Kawasaki 636	1 50.783	97.748	2013
Junior Support	Mark Hanna	Kawasaki 650	1 54.969	94.189	2013
Classic 1000cc	Robert McCrum	Norton Weslake 950	2 06.649	85.502	2013
Classic 500cc	Richard Lambourne	Norton	2 10.738	82.828	2013
Classic 350cc	Barry Davidson	Honda	2 14.308	80.627	2016
Classic 250cc	Kevin Strowger	Suzuki	2 18.625	78.116	2013
Forgotten Era	Gary Miller	Yamaha 347	2 17.298	78.871	2016

MOST WINS at ARMOY ROAD RACE

Michael Dunlop	14	2009-16	(125-1, 250-1, Supersport-2, Superbike-10)
Ryan Farquhar	12	2009-15	(450-3, Supertwin-5, Supersport-1, Superbike-3)
William Dunlop	11	2010-16	(125-2, 250-3, Supersport-6)
Barry Davidson	5	2012-16	(Classic 350-5)
Allan Brew	3	2009-13	(Classic 350-1, Classic 500-2)
Robert McCrum	3	2010-14	(Classic 1000-3)
Philip Shaw	3	2010-15	(Classic 250-3)
Richard Ford	3	2011-15	(Classic 1000-3)
Guy Martin	3	2014-15	(Supersport-1, Superbike-2)
Christian Elkin	3	2013-16	(Moto 3-3)

MOST WINS AT ALL IRISH ROAD RACE MEETINGS (after Faughen 50 2017)

Ryan Farquhar	211	1995-16
Joey Dunlop	156	1971-00
Robert Dunlop	135	1980-08
William Dunlop	119	2005-17
Ray McCullough	109	1960-82
Phillip McCallen	109	1987-99
Michael Dunlop	97	2006-16
Brian Reid	78	1980-94
Darran Lindsay	74	1999-06
James Courtney	66	1992-99

ROADSIDE KIA ARMOY ROAD RACE

SUPERTWIN

Supertwin Qualifying

Friday, 28 July 2017




Pos	Class	No	Name	Machine / Sponsor	----- Best Lap -----			On	Laps
					Time	Behind	Speed		
Qualifying Classification									
1	STWN	52	James COWTON	Kawasaki - McAdoo Kawasaki Racing	1:54.468		94.601	5	5
2	STWN	86	Derek McGEE	Kawasaki - McGee Racing	1:56.250	1.782	93.151	5	5
3	STWN	56	Adam McLEAN	Kawasaki - Hanna / MJ Palmer	1:56.277	1.809	93.129	5	5
4	STWN	8	Christian ELKIN	Kawasaki - Dynocentre NI	1:57.377	2.909	92.257	5	5
5	STWN	27	Joseph LOUGHLIN	Kawasaki - G2-Tech	1:57.378	2.910	92.256	3	5
6	STWN	65	Michael SWEENEY	Kawasaki - Kiely Heating Racing	1:58.478	4.010	91.399	4	5
7	STWN	151	Marc IRONSIDE	Kawasaki - Shirlaw's Motorcycles	2:02.400	7.932	88.471	2	5
8	STWN	96	Andy FARRELL	Kawasaki	2:03.147	8.679	87.934	4	5
9	STWN	64	Stephen McKNIGHT	Suzuki - McKnight Racing	2:03.201	8.733	87.895	5	5
10	STWN	31	Brad VICARS	Kawasaki	2:04.316	9.848	87.107	4	5
11	STWN	28	Paul GARTLAND	Kawasaki - Mercer Racing	2:04.387	9.919	87.057	3	4
12	STWN	197	Seamus ELLIOTT	Kawasaki	2:05.128	10.660	86.542	2	3
13	STWN	54	Sam JOHNSON	Suzuki - Colin Dunlop Racing	2:05.959	11.491	85.971	5	5
14	STWN	119	Kris DUNCAN	Kawasaki - Shirlaw's M/Cs / J E Autos	2:06.012	11.544	85.935	4	5
15	STWN	97	William HARA	Suzuki - Toms Butchers	2:06.443	11.975	85.642	5	5
16	STWN	11	Dominic HERBERTSON	Kawasaki - WH Racing	2:06.508	12.040	85.598	4	4
17	STWN	59	Anthony AMBLER	Suzuki - Chris Ambler Race Fab	2:08.146	13.678	84.504	2	5
18	STWN	74	Tommy HENRY	Kawasaki - H O'Kane Motors	2:08.435	13.967	84.313	4	5
19	STWN	38	Jordan McFERRAN	Suzuki - Cam Racing	2:09.479	15.011	83.634	5	5
20	STWN	72	Ben MULLANE	Suzuki - Puzzles Racing	2:10.228	15.760	83.153	3	5
21	STWN	187	Trevor MATTHEWSON	Kawasaki - Strangford Holiday Park	2:14.176	19.708	80.706	4	5
22	STWN	3	Daniel ANNETT	Suzuki - A to Z Lawnmowers	2:14.980	20.512	80.225	5	5
23	STWN	156	Kevin BARSBY	Suzuki	2:18.230	23.762	78.339	5	5

No 28 - TRANSPONDER NOT DETECTED

Provisional result to be confirmed by the Stewards of the Meeting subject to completion of technical inspections & the time limit for protests

Page 1 / 1

Circuit	Armoey	Signed		Organising Club	Armoey MRRC
Length(miles)	3.0080		Chief Timekeeper	Qualifying Started	17:01
Weather	Cloudy	Issued At:	17:21		
Track	Dry				



ROADSIDE KIA ARMOY ROAD RACE

SUPERTWIN

Supertwin Qualifying

Friday, 28 July 2017

DETAILED RESULT



Qualifying Classification

Position

1 52 James COWTON

STWN Behind 5 Gp
Best Time **1:54.468** Best Speed **94.601** On 5 Gp

Lap	Elapsed Time	Lap Time	Lap Speed
1	2:16.172	2:16.172	79.523
2	4:14.414	1:58.242	91.582
3	6:11.326	1:56.912	92.624
4	8:09.160	1:57.834	91.899
5	10:03.628	1:54.468	94.601

2 86 Derek McGEE

STWN Behind 5 Gp **1.782**
Best Time **1:56.250** Best Speed **93.151** On 5 Gp

Lap	Elapsed Time	Lap Time	Lap Speed
1	2:18.250	2:18.250	78.328
2	4:16.307	1:58.057	91.725
3	6:12.801	1:56.494	92.956
4	8:09.900	1:57.099	92.476
5	10:06.150	1:56.250	93.151

3 56 Adam McLEAN

STWN Behind 5 Gp **1.809**
Best Time **1:56.277** Best Speed **93.129** On 5 Gp

Lap	Elapsed Time	Lap Time	Lap Speed
1	2:12.181	2:12.181	81.924
2	4:11.770	1:59.589	90.550
3	6:09.562	1:57.792	91.932
4	8:06.806	1:57.244	92.361
5	10:03.083	1:56.277	93.129

4 8 Christian ELKIN

STWN Behind 5 Gp **2.909**
Best Time **1:57.377** Best Speed **92.257** On 5 Gp

Lap	Elapsed Time	Lap Time	Lap Speed
1	2:06.958	2:06.958	85.294
2	4:06.545	1:59.587	90.552
3	6:06.348	1:59.803	90.388
4	8:05.964	1:59.616	90.530
5	10:03.341	1:57.377	92.257

Qualifying Classification

Position

5 27 Joseph LOUGHLIN

STWN Behind 3 Gp **2.910**
Best Time **1:57.378** Best Speed **92.256** On 3 Gp

Lap	Elapsed Time	Lap Time	Lap Speed
1	2:13.641	2:13.641	81.029
2	4:12.341	1:58.700	91.228
3	6:09.719	1:57.378	92.256
4	8:07.473	1:57.754	91.961
5	10:06.385	1:58.912	91.066

6 65 Michael SWEENEY

STWN Behind 4 Gp **4.010**
Best Time **1:58.478** Best Speed **91.399** On 4 Gp

Lap	Elapsed Time	Lap Time	Lap Speed
1	2:19.892	2:19.892	77.408
2	4:19.924	2:00.032	90.216
3	6:18.802	1:58.878	91.092
4	8:17.280	1:58.478	91.399
5	10:16.056	1:58.776	91.170

7 151 Marc IRONSIDE

STWN Behind 2 Gp **7.932**
Best Time **2:02.400** Best Speed **88.471** On 2 Gp

Lap	Elapsed Time	Lap Time	Lap Speed
1	2:14.035	2:14.035	80.791
2	4:16.435	2:02.400	88.471
3	6:18.891	2:02.456	88.430
4	8:21.657	2:02.766	88.207
5	10:24.268	2:02.611	88.318

8 96 Andy FARRELL

STWN Behind 4 Gp **8.679**
Best Time **2:03.147** Best Speed **87.934** On 4 Gp

Lap	Elapsed Time	Lap Time	Lap Speed
1	2:48.654	2:48.654	64.207
2	4:54.811	2:06.157	85.836
3	6:59.279	2:04.468	87.001
4	9:02.426	2:03.147	87.934
5	11:06.868	2:04.442	87.019

ROADSIDE KIA ARMOY ROAD RACE

SUPERTWIN

Supertwin Qualifying

Friday, 28 July 2017

DETAILED RESULT



Qualifying Classification

Position

9 64 Stephen McKNIGHT

STWN Behind 8.733

Best Time 2:03.201 Best Speed 87.895 On 5 Gp

Lap	Elapsed Time	Lap Time	Lap Speed
1	2:49.425	2:49.425	63.915
2	4:58.199	2:08.774	84.092
3	7:02.666	2:04.467	87.001
4	9:06.032	2:03.366	87.778
5	11:09.233	2:03.201	87.895

Qualifying Classification

Position

14 119 Kris DUNCAN

STWN Behind 11.544

Best Time 2:06.012 Best Speed 85.935 On 4 Gp

Lap	Elapsed Time	Lap Time	Lap Speed
1	2:50.548	2:50.548	63.494
2	4:57.325	2:06.777	85.416
3	7:03.980	2:06.655	85.498
4	9:09.992	2:06.012	85.935
5	11:20.018	2:10.026	83.282

10 31 Brad VICARS

STWN Behind 9.848

Best Time 2:04.316 Best Speed 87.107 On 4 Gp

Lap	Elapsed Time	Lap Time	Lap Speed
1	2:33.455	2:33.455	70.567
2	4:38.249	2:04.794	86.773
3	6:42.830	2:04.581	86.922
4	8:47.146	2:04.316	87.107
5	10:52.584	2:05.438	86.328

15 97 William HARA

STWN Behind 11.975

Best Time 2:06.443 Best Speed 85.642 On 5 Gp

Lap	Elapsed Time	Lap Time	Lap Speed
1	2:42.657	2:42.657	66.574
2	4:51.784	2:09.127	83.862
3	6:58.898	2:07.114	85.190
4	9:07.434	2:08.536	84.247
5	11:13.877	2:06.443	85.642

11 28 Paul GARTLAND

STWN Behind 9.919

Best Time 2:04.387 Best Speed 87.057 On 3 Gp

Lap	Elapsed Time	Lap Time	Lap Speed
1	2:32.177	2:32.177	71.159
2	4:37.284	2:05.107	86.556
3	6:41.671	2:04.387	87.057
4	10:52.130	4:10.459	43.236

16 11 Dominic HERBERTSON

STWN Behind 12.040

Best Time 2:06.508 Best Speed 85.598 On 4 Gp

Lap	Elapsed Time	Lap Time	Lap Speed
1	3:58.816	3:58.816	45.344
2	6:06.342	2:07.526	84.914
3	8:14.159	2:07.817	84.721
4	10:20.667	2:06.508	85.598

12 197 Seamus ELLIOTT

STWN Behind 10.660

Best Time 2:05.128 Best Speed 86.542 On 2 Gp

Lap	Elapsed Time	Lap Time	Lap Speed
1	2:28.165	2:28.165	73.086
2	4:33.293	2:05.128	86.542
3	6:38.828	2:05.535	86.261

17 59 Anthony AMBLER

STWN Behind 13.678

Best Time 2:08.146 Best Speed 84.504 On 2 Gp

Lap	Elapsed Time	Lap Time	Lap Speed
1	2:22.212	2:22.212	76.145
2	4:30.358	2:08.146	84.504
3	6:39.872	2:09.514	83.611
4	8:49.388	2:09.516	83.610
5	10:58.138	2:08.750	84.107

13 54 Sam JOHNSON

STWN Behind 11.491

Best Time 2:05.959 Best Speed 85.971 On 5 Gp

Lap	Elapsed Time	Lap Time	Lap Speed
1	2:45.027	2:45.027	65.618
2	4:52.099	2:07.072	85.218
3	6:59.703	2:07.604	84.863
4	9:05.922	2:06.219	85.794
5	11:11.881	2:05.959	85.971

ROADSIDE KIA ARMOY ROAD RACE

SUPERTWIN

Supertwin Qualifying

Friday, 28 July 2017

DETAILED RESULT



Qualifying Classification

Position

18 74 Tommy HENRY

STWN Behind 13.967

Best Time 2:08.435 Best Speed 84.313 On 4 Gp

Lap	Elapsed Time	Lap Time	Lap Speed
1	2:53.025	2:53.025	62.585
2	5:08.728	2:15.703	79.798
3	7:18.142	2:09.414	83.676
4	9:26.577	2:08.435	84.313
5	11:36.250	2:09.673	83.509

19 38 Jordan McFERRAN

STWN Behind 15.011

Best Time 2:09.479 Best Speed 83.634 On 5 Gp

Lap	Elapsed Time	Lap Time	Lap Speed
1	2:53.314	2:53.314	62.481
2	5:06.999	2:13.685	81.002
3	7:18.913	2:11.914	82.090
4	9:29.247	2:10.334	83.085
5	11:38.726	2:09.479	83.634

20 72 Ben MULLANE

STWN Behind 15.760

Best Time 2:10.228 Best Speed 83.153 On 3 Gp

Lap	Elapsed Time	Lap Time	Lap Speed
1	3:02.285	3:02.285	59.406
2	5:14.569	2:12.284	81.860
3	7:24.797	2:10.228	83.153
4	9:37.121	2:12.324	81.835
5	11:48.333	2:11.212	82.529

21 187 Trevor MATTHEWSON

STWN Behind 19.708

Best Time 2:14.176 Best Speed 80.706 On 4 Gp

Lap	Elapsed Time	Lap Time	Lap Speed
1	2:51.638	2:51.638	63.091
2	5:09.130	2:17.492	78.759
3	7:25.085	2:15.955	79.650
4	9:39.261	2:14.176	80.706
5	11:54.581	2:15.320	80.024

Qualifying Classification

Position

22 3 Daniel ANNETT

STWN Behind 20.512

Best Time 2:14.980 Best Speed 80.225 On 5 Gp

Lap	Elapsed Time	Lap Time	Lap Speed
1	2:47.990	2:47.990	64.461
2	5:06.115	2:18.125	78.399
3	7:23.015	2:16.900	79.100
4	9:38.755	2:15.740	79.776
5	11:53.735	2:14.980	80.225

23 156 Kevin BARSBY

STWN Behind 23.762

Best Time 2:18.230 Best Speed 78.339 On 5 Gp

Lap	Elapsed Time	Lap Time	Lap Speed
1	2:44.615	2:44.615	65.783
2	5:08.999	2:24.384	75.000
3	7:30.519	2:21.520	76.518
4	9:50.273	2:19.754	77.485
5	12:08.503	2:18.230	78.339

ROADSIDE KIA ARMOY ROAD RACE

SUPERTWIN

Armoy 3.008 miles

R9: Clyde Shanks Supertwin

29/07/2017 15:00

Race (7 Laps)

RACE 9 - SUPERTWIN

			16	11
			A	
	156		3	10
	B		A	
187		72	38	9
C		B	A	C
			74	8
			A	
59		11	97	7
C	B	B	A	
			54	6
			A	
119		28	31	5
B		B	A	B
			64	4
			A	
96		151	65	3
C	B	B	A	
			8	2
			A	
27		86	52	1
B		B	A	A
56				
C				

POLE POSITION

Promoted by Armoy MRRC

Orbits

Provisional result to be confirmed by the Stewards of the Meeting subject to the completion of technical inspections and the time limit for protests
 MCUI (Ulster Centre) Timing @ www.elaps-timing.com



Ride on
Delta
Seven

ROADSIDE KIA ARMOY ROAD RACE

SUPERTWIN

Race 9 - Clyde Shanks Supertwin

Saturday, 29 July 2017



Pos	Class	No	Name	Machine / Sponsor	Gp	Lap	Total Time	Behind	Speed	-----Best Lap-----	
										Time	Speed

Race Classification

1	STWN	86	Derek McGEE	Kawasaki - McGee Racing	a	6	11:58.769		90.395	1:56.809	92.705	3
2	STWN	52	James COWTON	Kawasaki - McAdoo Kawasaki Racing	a	6	11:59.653	0.884	90.284	1:57.060	92.506	4
3	STWN	56	Adam McLEAN	Kawasaki - Hanna / MJ Palmer	a	6	11:59.986	1.217	90.242	1:56.751	92.751	3
4	STWN	8	Christian ELKIN	Kawasaki - Dynocentre NI	a	6	12:03.899	5.130	89.754	1:57.575	92.101	4
5	STWN	65	Michael SWEENEY	Kawasaki - Kiely Heating Racing	a	6	12:19.005	20.236	87.919	1:59.517	90.605	2
6	STWN	31	Brad VICARS	Kawasaki	b	6	12:36.157	37.388	85.925	2:03.883	87.412	5
7	STWN	28	Paul GARTLAND	Kawasaki - Mercer Racing	b	6	12:48.836	50.067	84.508	2:06.208	85.801	3
8	STWN	151	Marc IRONSIDE	Kawasaki - Shirlaw's Motorcycles	a	6	12:48.973	50.204	84.493	2:06.761	85.427	2
9	STWN	11	Dominic HERBERTSON	Kawasaki - WH Racing	b	6	13:00.620	1:01.851	83.232	2:06.821	85.386	5
10	STWN	119	Kris DUNCAN	Kawasaki - Shirlaw's M/Cs / J E Autos	b	6	13:00.630	1:01.861	83.231	2:07.211	85.125	5
11	STWN	54	Sam JOHNSON	Suzuki - Colin Dunlop Racing	b	6	13:08.489	1:09.720	82.402	2:08.737	84.116	5
12	STWN	64	Stephen McKNIGHT	Suzuki - McKnight Racing	a	6	13:08.642	1:09.873	82.386	2:08.525	84.254	2
13	STWN	16	Richard CHARLTON	Kawasaki - Michelin	c	6	13:15.558	1:16.789	81.669	2:10.554	82.945	5
14	STWN	74	Tommy HENRY	Kawasaki - H O'Kane Motors	b	6	13:17.773	1:19.004	81.443	2:09.560	83.581	5
15	STWN	38	Jordan McFERRAN	Suzuki - Cam Racing	c	5	11:38.221	1 Lap	77.546	2:16.573	79.289	2
16	STWN	156	Kevin BARSBY	Suzuki	c	5	11:39.240	1 Lap	77.433	2:16.128	79.549	4
17	STWN	187	Trevor MATTHEWSON	Kawasaki - Strangford Holiday Park	c	5	11:59.596	1 Lap	75.242	2:20.420	77.117	4

Fastest Lap


STWN	56	Adam McLEAN	Kawasaki - Hanna / MJ Palmer	1:56.751	92.751	3
------	----	-------------	------------------------------	----------	--------	---

Not Classified

DNF	STWN	72	Ben MULLANE	Suzuki - Puzzles Racing	c	4	8:54.571		81.028	2:11.540	82.323	4
-----	------	----	-------------	-------------------------	---	---	----------	--	--------	----------	--------	---

Provisional result to be confirmed by the Stewards of the Meeting subject to completion of technical inspections & the time limit for protests

Page 1 / 1

Circuit	Armoiy	Signed		Organising Club	Armoiy MRRC
Length(miles)	3.0080		Chief Timekeeper	Race Started	15:36
Weather	Cloudy	Issued At:	15:53	Gp Time Diff - b 12.82 / c 27.01	
Track	Damp				



ROADSIDE KIA ARMOY ROAD RACE

SUPERTWIN

Race 9 - Clyde Shanks Supertwin

Saturday, 29 July 2017

DETAILED RESULT



Race Classification

1 86 Derek McGEE

Total Time **11:58.769** Avg Speed **90.395** Behind
Best Time **1:56.809** Best Speed **92.705** On **3** Gp **a**

Lap	Elapsed Time	Lap Time	Lap Speed
1	2:04.793	2:04.793	86.774
2	4:03.380	1:58.587	91.315
3	6:00.189	1:56.809	92.705
4	7:57.534	1:57.345	92.282
5	9:55.883	1:58.349	91.499
6	11:58.769	2:02.886	88.121

2 52 James COWTON

Total Time **11:59.653** Avg Speed **90.284** Behind **0.884**
Best Time **1:57.060** Best Speed **92.506** On **4** Gp **a**

Lap	Elapsed Time	Lap Time	Lap Speed
1	2:04.996	2:04.996	86.633
2	4:04.467	1:59.471	90.640
3	6:03.212	1:58.745	91.194
4	8:00.272	1:57.060	92.506
5	9:57.747	1:57.475	92.180
6	11:59.653	2:01.906	88.829

3 56 Adam McLEAN

Total Time **11:59.986** Avg Speed **90.242** Behind **1.217**
Best Time **1:56.751** Best Speed **92.751** On **3** Gp **a**

Lap	Elapsed Time	Lap Time	Lap Speed
1	2:05.289	2:05.289	86.431
2	4:03.827	1:58.538	91.353
3	6:00.578	1:56.751	92.751
4	7:57.572	1:56.994	92.559
5	9:55.883	1:58.311	91.528
6	11:59.986	2:04.103	87.257

4 8 Christian ELKIN

Total Time **12:03.899** Avg Speed **89.754** Behind **5.130**
Best Time **1:57.575** Best Speed **92.101** On **4** Gp **a**

Lap	Elapsed Time	Lap Time	Lap Speed
1	2:06.132	2:06.132	85.853
2	4:05.605	1:59.473	90.638
3	6:04.167	1:58.562	91.334
4	8:01.742	1:57.575	92.101
5	10:00.249	1:58.507	91.377
6	12:03.899	2:03.650	87.576

Race Classification

5 65 Michael SWEENEY

Total Time **12:19.005** Avg Speed **87.919** Behind **20.236**
Best Time **1:59.517** Best Speed **90.605** On **2** Gp **a**

Lap	Elapsed Time	Lap Time	Lap Speed
1	2:08.141	2:08.141	84.507
2	4:07.658	1:59.517	90.605
3	6:07.904	2:00.246	90.055
4	8:08.517	2:00.613	89.781
5	10:10.131	2:01.614	89.042
6	12:19.005	2:08.874	84.026

6 31 Brad VICARS

Total Time **12:36.157** Avg Speed **85.925** Behind **37.388**
Best Time **2:03.883** Best Speed **87.412** On **5** Gp **b**

Lap	Elapsed Time	Lap Time	Lap Speed
1	2:12.091	2:12.091	81.980
2	4:17.500	2:05.409	86.348
3	6:21.449	2:03.949	87.365
4	8:26.164	2:04.715	86.828
5	10:30.047	2:03.883	87.412
6	12:36.157	2:06.110	85.868

7 28 Paul GARTLAND

Total Time **12:48.836** Avg Speed **84.508** Behind **50.067**
Best Time **2:06.208** Best Speed **85.801** On **3** Gp **b**

Lap	Elapsed Time	Lap Time	Lap Speed
1	2:11.449	2:11.449	82.380
2	4:17.698	2:06.249	85.773
3	6:23.906	2:06.208	85.801
4	8:30.915	2:07.009	85.260
5	10:38.118	2:07.203	85.130
6	12:48.836	2:10.718	82.841

8 151 Marc IRONSIDE

Total Time **12:48.973** Avg Speed **84.493** Behind **50.204**
Best Time **2:06.761** Best Speed **85.427** On **2** Gp **a**

Lap	Elapsed Time	Lap Time	Lap Speed
1	2:11.923	2:11.923	82.084
2	4:18.684	2:06.761	85.427
3	6:25.598	2:06.914	85.324
4	8:32.796	2:07.198	85.133
5	10:39.984	2:07.188	85.140
6	12:48.973	2:08.989	83.951

ROADSIDE KIA ARMOY ROAD RACE

SUPERTWIN

Race 9 - Clyde Shanks Supertwin

Saturday, 29 July 2017

DETAILED RESULT



Race Classification

9 11 Dominic HERBERTSON

Total Time **13:00.620** Avg Speed **83.232** Behind **1:01.851**
Best Time **2:06.821** Best Speed **85.386** On **5** Gp **b**

Lap	Elapsed Time	Lap Time	Lap Speed
1	2:20.337	2:20.337	77.163
2	4:29.993	2:09.656	83.519
3	6:38.064	2:08.071	84.553
4	8:46.074	2:08.010	84.593
5	10:52.895	2:06.821	85.386
6	13:00.620	2:07.725	84.782

Race Classification

13 16 Richard CHARLTON

Total Time **13:15.558** Avg Speed **81.669** Behind **1:16.789**
Best Time **2:10.554** Best Speed **82.945** On **5** Gp **c**

Lap	Elapsed Time	Lap Time	Lap Speed
1	2:17.386	2:17.386	78.820
2	4:29.337	2:11.951	82.067
3	6:40.928	2:11.591	82.291
4	8:51.937	2:11.009	82.657
5	11:02.491	2:10.554	82.945
6	13:15.558	2:13.067	81.379

10 119 Kris DUNCAN

Total Time **13:00.630** Avg Speed **83.231** Behind **1:01.861**
Best Time **2:07.211** Best Speed **85.125** On **5** Gp **b**

Lap	Elapsed Time	Lap Time	Lap Speed
1	2:16.746	2:16.746	79.189
2	4:27.612	2:10.866	82.747
3	6:36.813	2:09.201	83.814
4	8:44.366	2:07.553	84.896
5	10:51.577	2:07.211	85.125
6	13:00.630	2:09.053	83.910

14 74 Tommy HENRY

Total Time **13:17.773** Avg Speed **81.443** Behind **1:19.004**
Best Time **2:09.560** Best Speed **83.581** On **5** Gp **b**

Lap	Elapsed Time	Lap Time	Lap Speed
1	2:19.639	2:19.639	77.549
2	4:34.191	2:14.552	80.480
3	6:44.910	2:10.719	82.840
4	8:55.717	2:10.807	82.785
5	11:05.277	2:09.560	83.581
6	13:17.773	2:12.496	81.729

11 54 Sam JOHNSON

Total Time **13:08.489** Avg Speed **82.402** Behind **1:09.720**
Best Time **2:08.737** Best Speed **84.116** On **5** Gp **b**

Lap	Elapsed Time	Lap Time	Lap Speed
1	2:17.773	2:17.773	78.599
2	4:28.586	2:10.813	82.781
3	6:38.673	2:10.087	83.243
4	8:48.551	2:09.878	83.377
5	10:57.288	2:08.737	84.116
6	13:08.489	2:11.201	82.536

15 38 Jordan McFERRAN

Total Time **11:38.221** Avg Speed **77.546** Behind **1 Lap**
Best Time **2:16.573** Best Speed **79.289** On **2** Gp **c**

Lap	Elapsed Time	Lap Time	Lap Speed
1	2:24.413	2:24.413	74.985
2	4:40.986	2:16.573	79.289
3	6:58.556	2:17.570	78.715
4	9:15.888	2:17.332	78.851
5	11:38.221	2:22.333	76.081

12 64 Stephen McKNIGHT

Total Time **13:08.642** Avg Speed **82.386** Behind **1:09.873**
Best Time **2:08.525** Best Speed **84.254** On **2** Gp **a**

Lap	Elapsed Time	Lap Time	Lap Speed
1	2:16.129	2:16.129	79.548
2	4:24.654	2:08.525	84.254
3	6:33.747	2:09.093	83.884
4	8:43.452	2:09.705	83.488
5	10:54.446	2:10.994	82.666
6	13:08.642	2:14.196	80.694

16 156 Kevin BARSBY

Total Time **11:39.240** Avg Speed **77.433** Behind **1 Lap**
Best Time **2:16.128** Best Speed **79.549** On **4** Gp **c**

Lap	Elapsed Time	Lap Time	Lap Speed
1	2:27.518	2:27.518	73.407
2	4:46.212	2:18.694	78.077
3	7:03.311	2:17.099	78.985
4	9:19.439	2:16.128	79.549
5	11:39.240	2:19.801	77.459

ROADSIDE KIA ARMOY ROAD RACE

SUPERTWIN

Race 9 - Clyde Shanks Supertwin

Saturday, 29 July 2017

DETAILED RESULT



Race Classification

17 187 Trevor MATTHEWSON

Total Time **11:59.596** Avg Speed **75.242** Behind **1 Lap**

Best Time **2:20.420** Best Speed **77.117** On **4** Gp **c**

Lap	Elapsed Time	Lap Time	Lap Speed
1	2:32.393	2:32.393	71.058
2	4:54.915	2:22.522	75.980
3	7:16.841	2:21.926	76.299
4	9:37.261	2:20.420	77.117
5	11:59.596	2:22.335	76.080

Not Classified

DNF 72 Ben MULLANE

Total Time **8:54.571** Avg Speed **81.028** Behind

Best Time **2:11.540** Best Speed **82.323** On **4** Gp **c**

Lap	Elapsed Time	Lap Time	Lap Speed
1	2:18.869	2:18.869	77.979
2	4:30.609	2:11.740	82.198
3	6:43.031	2:12.422	81.775
4	8:54.571	2:11.540	82.323

ROADSIDE KIA ARMOY ROAD RACE

SUPERTWIN

Race 9 - Clyde Shanks Supertwin

LAP CHART



1				
No	Name	Gp	Time of Day	Lap Time
86	Derek McGEE	a	15:38:20.774	2:04.793
52	James COWTON	a	15:38:20.977	2:04.996
56	Adam McLEAN	a	15:38:21.270	2:05.289
8	Christian ELKIN	a	15:38:22.113	2:06.132
65	Michael SWEENEY	a	15:38:24.122	2:08.141
28	Paul GARTLAND	b	15:38:27.430	2:11.449
151	Marc IRONSIDE	a	15:38:27.904	2:11.923
31	Brad VICARS	b	15:38:28.072	2:12.091
64	Stephen McKNIGHT	a	15:38:32.110	2:16.129
119	Kris DUNCAN	b	15:38:32.727	2:16.746
16	Richard CHARLTON	c	15:38:33.367	2:17.386
54	Sam JOHNSON	b	15:38:33.754	2:17.773
72	Ben MULLANE	c	15:38:34.850	2:18.869
74	Tommy HENRY	b	15:38:35.620	2:19.639
11	Dominic HERBERTSON	b	15:38:36.318	2:20.337
38	Jordan McFERRAN	c	15:38:40.394	2:24.413
156	Kevin BARSBY	c	15:38:43.499	2:27.518
187	Trevor MATTHEWSON	c	15:38:48.374	2:32.393

2				
No	Name	Gp	Time of Day	Lap Time
86	Derek McGEE	a	15:40:19.361	1:58.587
56	Adam McLEAN	a	15:40:19.808	1:58.538
52	James COWTON	a	15:40:20.448	1:59.471
8	Christian ELKIN	a	15:40:21.586	1:59.473
65	Michael SWEENEY	a	15:40:23.639	1:59.517
31	Brad VICARS	b	15:40:33.481	2:05.409
28	Paul GARTLAND	b	15:40:33.679	2:06.249
151	Marc IRONSIDE	a	15:40:34.665	2:06.761
64	Stephen McKNIGHT	a	15:40:40.635	2:08.525
119	Kris DUNCAN	b	15:40:43.593	2:10.866
54	Sam JOHNSON	b	15:40:44.567	2:10.813
16	Richard CHARLTON	c	15:40:45.318	2:11.951
11	Dominic HERBERTSON	b	15:40:45.974	2:09.656
72	Ben MULLANE	c	15:40:46.590	2:11.740
74	Tommy HENRY	b	15:40:50.172	2:14.552
38	Jordan McFERRAN	c	15:40:56.967	2:16.573
156	Kevin BARSBY	c	15:41:02.193	2:18.694
187	Trevor MATTHEWSON	c	15:41:10.896	2:22.522

3				
No	Name	Gp	Time of Day	Lap Time
86	Derek McGEE	a	15:42:16.170	1:56.809
56	Adam McLEAN	a	15:42:16.559	1:56.751
52	James COWTON	a	15:42:19.193	1:58.745
8	Christian ELKIN	a	15:42:20.148	1:58.562
65	Michael SWEENEY	a	15:42:23.885	2:00.246
31	Brad VICARS	b	15:42:37.430	2:03.949
28	Paul GARTLAND	b	15:42:39.887	2:06.208
151	Marc IRONSIDE	a	15:42:41.579	2:06.914
64	Stephen McKNIGHT	a	15:42:49.728	2:09.093
119	Kris DUNCAN	b	15:42:52.794	2:09.201
11	Dominic HERBERTSON	b	15:42:54.045	2:08.071
54	Sam JOHNSON	b	15:42:54.654	2:10.087
16	Richard CHARLTON	c	15:42:56.909	2:11.591
72	Ben MULLANE	c	15:42:59.012	2:12.422
74	Tommy HENRY	b	15:43:00.891	2:10.719
38	Jordan McFERRAN	c	15:43:14.537	2:17.570
156	Kevin BARSBY	c	15:43:19.292	2:17.099
187	Trevor MATTHEWSON	c	15:43:32.822	2:21.926

4				
No	Name	Gp	Time of Day	Lap Time
86	Derek McGEE	a	15:44:13.515	1:57.345
56	Adam McLEAN	a	15:44:13.553	1:56.994
52	James COWTON	a	15:44:16.253	1:57.060
8	Christian ELKIN	a	15:44:17.723	1:57.575
65	Michael SWEENEY	a	15:44:24.498	2:00.613
31	Brad VICARS	b	15:44:42.145	2:04.715
28	Paul GARTLAND	b	15:44:46.896	2:07.009
151	Marc IRONSIDE	a	15:44:48.777	2:07.198
64	Stephen McKNIGHT	a	15:44:59.433	2:09.705
119	Kris DUNCAN	b	15:45:00.347	2:07.553
11	Dominic HERBERTSON	b	15:45:02.055	2:08.010
54	Sam JOHNSON	b	15:45:04.532	2:09.878
16	Richard CHARLTON	c	15:45:07.918	2:11.009
72	Ben MULLANE	c	15:45:10.552	2:11.540
74	Tommy HENRY	b	15:45:11.698	2:10.807
38	Jordan McFERRAN	c	15:45:31.869	2:17.332
156	Kevin BARSBY	c	15:45:35.420	2:16.128
187	Trevor MATTHEWSON	c	15:45:53.242	2:20.420

5				
No	Name	Gp	Time of Day	Lap Time
56	Adam McLEAN	a	15:46:11.864	1:58.311
86	Derek McGEE	a	15:46:11.864	1:58.349
52	James COWTON	a	15:46:13.728	1:57.475
8	Christian ELKIN	a	15:46:16.230	1:58.507
65	Michael SWEENEY	a	15:46:26.112	2:01.614
31	Brad VICARS	b	15:46:46.028	2:03.883
28	Paul GARTLAND	b	15:46:54.099	2:07.203
151	Marc IRONSIDE	a	15:46:55.965	2:07.188
119	Kris DUNCAN	b	15:47:07.558	2:07.211
11	Dominic HERBERTSON	b	15:47:08.876	2:06.821
64	Stephen McKNIGHT	a	15:47:10.427	2:10.994
54	Sam JOHNSON	b	15:47:13.269	2:08.737
16	Richard CHARLTON	c	15:47:18.472	2:10.554
74	Tommy HENRY	b	15:47:21.258	2:09.560
38	Jordan McFERRAN	c	15:47:54.202	2:22.333
156	Kevin BARSBY	c	15:47:55.221	2:19.801
187	Trevor MATTHEWSON	c	15:48:15.577	2:22.335

6				
No	Name	Gp	Time of Day	Lap Time
86	Derek McGEE	a	15:48:14.750	2:02.886
52	James COWTON	a	15:48:15.634	2:01.906
56	Adam McLEAN	a	15:48:15.967	2:04.103
8	Christian ELKIN	a	15:48:19.880	2:03.650
65	Michael SWEENEY	a	15:48:34.986	2:08.874
31	Brad VICARS	b	15:48:52.138	2:06.110
28	Paul GARTLAND	b	15:49:04.817	2:10.718
151	Marc IRONSIDE	a	15:49:04.954	2:08.989
11	Dominic HERBERTSON	b	15:49:16.601	2:07.725
119	Kris DUNCAN	b	15:49:16.611	2:09.053
54	Sam JOHNSON	b	15:49:24.470	2:11.201
64	Stephen McKNIGHT	a	15:49:24.623	2:14.196
16	Richard CHARLTON	c	15:49:31.539	2:13.067
74	Tommy HENRY	b	15:49:33.754	2:12.496

ROAD RACE - IRISH SUPERTWIN

2017

Pos	No.	Name	Total	Diff	Gap	#1	#2	#3	#4	#5
						R1	R1	R1	R1	R1
1	86	Derek McGEE	103	0	0	20	25	13	20	25
2	65	Michael SWEENEY	68	35	35	13	20	11	13	11
3	56	Adam McLEAN	52	51	16	16	x	20	x	16
4	27	Joseph LOUGHLIN	50	53	2	x	x	25	25	x
5	52	James COWTON	45	58	5	25	x	x	x	20
6	82	Derek SHEILS	43	60	2	11	x	16	16	x
7	4	James CHAWKE	32	71	11	3	11	9	9	x
8	2	Paul JORDAN	26	77	6	10	16	x	x	x
9	79	Michael BROWNE	21	82	5	x	10	x	11	x
10	75	Oisin WATSON	19	84	2	x	9	x	10	x
11	96	Andy FARRELL	19	84	0	8	1	10	x	x
12	28	Paul GARTLAND	17	86	2	x	x	x	8	9
13	22	Paul O'ROURKE	15	88	2	x	5	5	5	x
14	8	Christian ELKIN	13	90	2	x	x	x	x	13
15	98	Michael WELDON	13	90	0	x	13	x	x	x
16	11	Callum LAIDLAW	13	90	0	6	7	x	x	x
17	31	Brad VICARS	11	92	2	1	x	x	x	10
18	115	Damian HORAN	10	93	1	x	3	7	x	x
19	14	Dan COOPER	9	94	1	9	x	x	x	x
20	172	Derek WILSON	9	94	0	5	x	x	4	x
21	151	Marc IRONSIDE	8	95	1	x	x	x	x	8
22	97	William HARA	8	95	0	x	x	8	x	x
23	260	Darren COOPER	8	95	0	x	8	x	x	x
24	138	Paul WILLIAMS	8	95	0	2	6	x	x	x
25	11	Dominic HERBERTSON	7	96	1	x	x	x	x	7
26	62	Sean CONNOLLY	7	96	0	x	x	x	7	x
27	47	Alistair KIRK	7	96	0	7	x	x	x	x
28	16	Richard CHARLTON	7	96	0	4	x	x	x	3
29	119	Kris DUNCAN	6	97	1	x	x	x	x	6
30	97	Seamus ELLIOTT	6	97	0	x	x	x	6	x
31	72	Ben MULLANE	6	97	0	x	x	6	x	x
32	74	Tommy HENRY	6	97	0	x	4	x	x	2
33	54	Sam JOHNSON	5	98	1	x	x	x	x	5
34	64	Stephen McKNIGHT	4	99	1	x	x	x	x	4
35	37	Thomas MOLLOY	4	99	0	x	x	4	x	x
36	73	Derek COSTELLO	3	100	1	x	x	x	3	x
37	48	Darren O'ROURKE	3	100	0	x	x	3	x	x
38	42	Brian LOUGHLIN	3	100	0	x	x	2	1	x
39	77	Mark SHIELDS	2	101	1	x	x	x	2	x
40	43	Philip CROSBIE	2	101	0	x	2	x	x	x
41	38	Jordan McFERRAN	1	102	1	x	x	x	x	1
42	41	Michael NAGLE	1	102	0	x	x	1	x	x

Event Legend

#1	28/04/2017	KDM HIRE COOKSTOWN 100	#4	22/07/2017	FAUGHEEN 50
#2	30/06/2017	AXA COUNTRY CREST SKERRIES 100	#5	28/07/2017	ROADSIDE KIA ARMOY ROAD RACE
#3	08/07/2017	PRINCIPAL INSURANCE RACE OF THE SOUTH			

ROAD RACE - ULSTER SUPERTWIN

2017

Pos	No.	Name	Total	Diff	Gap	#1	#2
						R1	R1
1	86	Derek McGEE	45	0	0	20	25
	52	James COWTON	45	0	0	25	20
3	56	Adam McLEAN	32	13	13	16	16
4	65	Michael SWEENEY	24	21	8	13	11
5	8	Christian ELKIN	13	32	11	x	13
6	82	Derek SHEILS	11	34	2	11	x
7	31	Brad VICARS	11	34	0	1	10
8	2	Paul JORDAN	10	35	1	10	x
9	28	Paul GARTLAND	9	36	1	x	9
10	14	Dan COOPER	9	36	0	9	x
11	151	Marc IRONSIDE	8	37	1	x	8
12	96	Andy FARRELL	8	37	0	8	x
13	11	Dominic HERBERTSON	7	38	1	x	7
14	47	Alistair KIRK	7	38	0	7	x
15	16	Richard CHARLTON	7	38	0	4	3
16	119	Kris DUNCAN	6	39	1	x	6
17	18	Callum LAIDLAW	6	39	0	6	x
18	54	Sam JOHNSON	5	40	1	x	5
19	172	Derek WILSON	5	40	0	5	x
20	64	Stephen McKNIGHT	4	41	1	x	4
21	10	James CHAWKE	3	42	1	3	x
22	74	Tommy HENRY	2	43	1	x	2
23	138	Paul WILLIAMS	2	43	0	2	x
24	38	Jordan McFERRAN	1	44	1	x	1

Event Legend

#1 28/04/2017 KDM HIRE COOKSTOWN 100

#2 28/07/2017 ROADSIDE KIA ARMOY ROAD RACE