



ARMOY ROAD RACE

The Race of Legends

Friday 28th & Saturday 29th July 2017

promoted by
Armoy Motorcycle Road Racing Club
www.amrrc.com



SENIOR SUPPORT

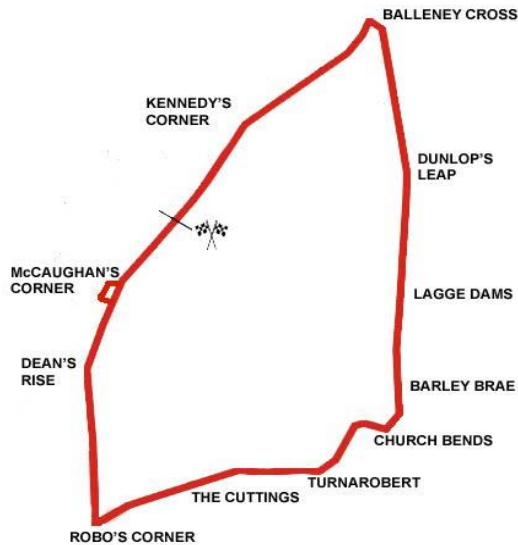


Causeway
Coast & Glens
Borough Council



tourism
northernireland

Armoy Circuit 3.008 miles



Lap Records

Class	Rider	Machine	m s	mph	Year
125cc	William Dunlop	Honda	2 02.397	88.473	2010
Moto 3	Christian Elkin	Honda 250	2 03.375	87.771	2014
250cc	Michael Sweeney	Honda	1 52.439	96.308	2013
Lightweight Supersport	Seamus Elliott	Yamaha 400	1 56.932	92.608	2015
Supertwin	Ryan Farquhar	Kawasaki	1 50.379	98.106	2015
Supersport	William Dunlop	Yamaha	1 43.834	104.290	2015
Superbike	Michael Dunlop	Honda	1 41.382	106.812	2013
Senior Support	Connor Behan	Kawasaki 636	1 50.783	97.748	2013
Junior Support	Mark Hanna	Kawasaki 650	1 54.969	94.189	2013
Classic 1000cc	Robert McCrum	Norton Weslake 950	2 06.649	85.502	2013
Classic 500cc	Richard Lambourne	Norton	2 10.738	82.828	2013
Classic 350cc	Barry Davidson	Honda	2 14.308	80.627	2016
Classic 250cc	Kevin Strowger	Suzuki	2 18.625	78.116	2013
Forgotten Era	Gary Miller	Yamaha 347	2 17.298	78.871	2016

MOST WINS at ARMOY ROAD RACE

Michael Dunlop	14	2009-16	(125-1, 250-1, Supersport-2, Superbike-10)
Ryan Farquhar	12	2009-15	(450-3, Supertwin-5, Supersport-1, Superbike-3)
William Dunlop	11	2010-16	(125-2, 250-3, Supersport-6)
Barry Davidson	5	2012-16	(Classic 350-5)
Allan Brew	3	2009-13	(Classic 350-1, Classic 500-2)
Robert McCrum	3	2010-14	(Classic 1000-3)
Philip Shaw	3	2010-15	(Classic 250-3)
Richard Ford	3	2011-15	(Classic 1000-3)
Guy Martin	3	2014-15	(Supersport-1, Superbike-2)
Christian Elkin	3	2013-16	(Moto 3-3)

MOST WINS AT ALL IRISH ROAD RACE MEETINGS (after Faughen 50 2017)

Ryan Farquhar	211	1995-16
Joey Dunlop	156	1971-00
Robert Dunlop	135	1980-08
William Dunlop	119	2005-17
Ray McCullough	109	1960-82
Phillip McCallen	109	1987-99
Michael Dunlop	97	2006-16
Brian Reid	78	1980-94
Darran Lindsay	74	1999-06
James Courtney	66	1992-99

ROADSIDE KIA ARMOY ROAD RACE


SENIOR SUPPORT Senior Support Qualifying Friday, 28 July 2017



Pos	Class	No	Name	Machine / Sponsor	----- Best Lap -----			On	Laps
					Time	Behind	Speed		
Qualifying Classification									
1	SSEN	150	Joseph LOUGHLIN	Yamaha 600 - thevisorshop.com	2:03.117		87.955	4	6
2	SSEN	32	Stephen McKEOWN	Honda 600	2:07.518	4.401	84.920	6	6
3	SSEN	4	David HOWARD	Yamaha 600 - DJL Racing	2:08.526	5.409	84.254	5	6
4	SSEN	45	Chris COOK	Kawasaki 600 - Cook Racing	2:09.584	6.467	83.566	5	6
5	SSEN	38	Derek WILKIE	Kawasaki 750	2:09.669	6.552	83.511	6	6
6	SSEN	11	John CAHILL	Suzuki 750	2:10.196	7.079	83.173	6	6
7	SSEN	44	Glenn WALKER	Kawasaki 600	2:10.236	7.119	83.148	6	6
8	SSEN	66	Alan JOHNSTON	Kawasaki 600 - Frazer	2:10.760	7.643	82.814	6	6
9	SSEN	21	Mike SWANSON	Yamaha 600 - HMD Tuning	2:11.053	7.936	82.629	4	6
10	SSEN	60	George SCOTT	Honda 600	2:12.489	9.372	81.734	5	6
11	SSEN	420	Tom VEAR	Yamaha 600 - Tom Vear Racing	2:12.894	9.777	81.484	5	5
12	SSEN	151	Marc IRONSIDE	Kawasaki 600 - Shirlaw's Motorcycles	2:13.873	10.756	80.889	5	6
13	SSEN	74	Tommy HENRY	Yamaha 600 - NJT Racing	2:14.530	11.413	80.494	5	5
14	SSEN	81	Steven LYND	Yamaha 600	2:14.688	11.571	80.399	4	5
15	SSEN	29	Adam LYON	Yamaha 600 - LAPIS/Shirlaw's M/Cs	2:15.759	12.642	79.765	5	6
16	SSEN	23	Stuart McCANN	Triumph 675 - Gus Commercials	2:15.900	12.783	79.682	5	6
17	SSEN	176	James CHRISTIE	Yamaha 600 - Team JCR	2:16.980	13.863	79.054	5	5
18	SSEN	24	James REVELEY	Yamaha 600 - PCN Racing	2:17.120	14.003	78.973	5	5
19	SSEN	121	James FIELD	Kawasaki 600	2:18.022	14.905	78.457	5	5
20	SSEN	156	Kevin BARSBY	Triumph 675	2:19.543	16.426	77.602	4	6
21	SSEN	49	Brian KEOHANE	Suzuki 600	2:20.544	17.427	77.049	5	5
22	SSEN	136	John O'DONOVAN	Yamaha 600	2:20.682	17.565	76.974	4	5
23	SSEN	7	Sarah BOYES	Yamaha 600 - Steve Boyes Raceprep	2:22.326	19.209	76.084	3	6
24	SSEN	36	Matt DONALDSON	Yamaha 600	2:22.629	19.512	75.923	5	5
25	SSEN	20	Chris WHITEHOUSE	Triumph 675 - C Whitehouse	2:24.445	21.328	74.968	5	5
26	SSEN	179	James ROTHERY	Triumph 675	2:24.765	21.648	74.803	5	6
27	SSEN	83	Andy McALLISTER	Suzuki 750 - Mac-FRSNI Racing	2:25.177	22.060	74.590	4	6
28	SSEN	14	Rodney LITTLE	Suzuki 600	2:30.029	26.912	72.178	4	5
29	SSEN	130	Nigel McAULEY	Yamaha 600 - SNR Racing	2:33.437	30.320	70.575	4	5
30	SSEN	46	Stephen WILSON	Suzuki 750 - Stephen Wilson	2:39.061	35.944	68.080	5	5

Provisional result to be confirmed by the Stewards of the Meeting subject to completion of technical inspections & the time limit for protests

Page 1 / 1

Circuit	Armoey	Signed		Organising Club	Armoey MRRC
Length(miles)	3.0080		Chief Timekeeper	Qualifying Started	00:00
Weather	Cloudy	Issued At:	14:19		
Track	Wet				



ROADSIDE KIA ARMOY ROAD RACE

SENIOR SUPPORT

Senior Support Qualifying

Friday, 28 July 2017

DETAILED RESULT



Qualifying Classification

Position

1 150 Joseph LOUGHLIN

SSEN Behind 4.401
Best Time **2:03.117** Best Speed **87.955** On **4** Gp

Lap	Elapsed Time	Lap Time	Lap Speed
1	2:19.320	2:19.320	77.726
2	4:25.083	2:05.763	86.105
3	6:35.109	2:10.026	83.282
4	8:38.226	2:03.117	87.955
5	10:42.185	2:03.959	87.358
6	12:45.612	2:03.427	87.734

2 32 Stephen McKEOWN

SSEN Behind 4.401
Best Time **2:07.518** Best Speed **84.920** On **6** Gp

Lap	Elapsed Time	Lap Time	Lap Speed
1	2:57.385	2:57.385	61.047
2	5:14.611	2:17.226	78.912
3	7:30.391	2:15.780	79.753
4	9:44.486	2:14.095	80.755
5	11:55.899	2:11.413	82.403
6	14:03.417	2:07.518	84.920

3 4 David HOWARD

SSEN Behind 5.409
Best Time **2:08.526** Best Speed **84.254** On **5** Gp

Lap	Elapsed Time	Lap Time	Lap Speed
1	3:10.296	3:10.296	56.905
2	5:23.226	2:12.930	81.462
3	7:37.266	2:14.040	80.788
4	9:48.162	2:10.896	82.728
5	11:56.688	2:08.526	84.254
6	14:06.031	2:09.343	83.722

4 45 Chris COOK

SSEN Behind 6.467
Best Time **2:09.584** Best Speed **83.566** On **5** Gp

Lap	Elapsed Time	Lap Time	Lap Speed
1	3:16.474	3:16.474	55.116
2	5:41.199	2:24.725	74.823
3	7:56.054	2:14.855	80.300
4	10:06.448	2:10.394	83.047
5	12:16.032	2:09.584	83.566
6	14:30.678	2:14.646	80.424

Qualifying Classification

Position

5 38 Derek WILKIE

SSEN Behind 6.552
Best Time **2:09.669** Best Speed **83.511** On **6** Gp

Lap	Elapsed Time	Lap Time	Lap Speed
1	2:37.383	2:37.383	68.805
2	4:53.941	2:16.558	79.298
3	7:08.137	2:14.196	80.694
4	9:20.893	2:12.756	81.569
5	11:35.517	2:14.624	80.437
6	13:45.186	2:09.669	83.511

6 11 John CAHILL

SSEN Behind 7.079
Best Time **2:10.196** Best Speed **83.173** On **6** Gp

Lap	Elapsed Time	Lap Time	Lap Speed
1	2:39.857	2:39.857	67.741
2	4:56.802	2:16.945	79.074
3	7:09.101	2:12.299	81.851
4	9:23.484	2:14.383	80.582
5	11:36.685	2:13.201	81.297
6	13:46.881	2:10.196	83.173

7 44 Glenn WALKER

SSEN Behind 7.119
Best Time **2:10.236** Best Speed **83.148** On **6** Gp

Lap	Elapsed Time	Lap Time	Lap Speed
1	3:00.362	3:00.362	60.039
2	5:19.545	2:19.183	77.803
3	7:37.898	2:18.353	78.269
4	9:51.278	2:13.380	81.188
5	12:01.881	2:10.603	82.914
6	14:12.117	2:10.236	83.148

8 66 Alan JOHNSTON

SSEN Behind 7.643
Best Time **2:10.760** Best Speed **82.814** On **6** Gp

Lap	Elapsed Time	Lap Time	Lap Speed
1	3:16.282	3:16.282	55.170
2	5:40.524	2:24.242	75.074
3	7:56.825	2:16.301	79.448
4	10:10.745	2:13.920	80.860
5	12:24.623	2:13.878	80.886
6	14:35.383	2:10.760	82.814

ROADSIDE KIA ARMOY ROAD RACE

SENIOR SUPPORT

Senior Support Qualifying

Friday, 28 July 2017

DETAILED RESULT



Qualifying Classification

Position

9 21 Mike SWANSON

SSEN Behind 7.936

Best Time 2:11.053 Best Speed 82.629 On 4 Gp

Lap	Elapsed Time	Lap Time	Lap Speed
1	3:08.396	3:08.396	57.479
2	5:25.769	2:17.373	78.828
3	7:42.641	2:16.872	79.116
4	9:53.694	2:11.053	82.629
5	12:05.230	2:11.536	82.326
6	14:24.194	2:18.964	77.925

10 60 George SCOTT

SSEN Behind 9.372

Best Time 2:12.489 Best Speed 81.734 On 5 Gp

Lap	Elapsed Time	Lap Time	Lap Speed
1	2:25.089	2:25.089	74.636
2	4:39.179	2:14.090	80.758
3	6:52.507	2:13.328	81.219
4	9:06.939	2:14.432	80.552
5	11:19.428	2:12.489	81.734
6	13:32.365	2:12.937	81.458

11 420 Tom VEAR

SSEN Behind 9.777

Best Time 2:12.894 Best Speed 81.484 On 5 Gp

Lap	Elapsed Time	Lap Time	Lap Speed
1	3:55.714	3:55.714	45.940
2	6:18.744	2:23.030	75.710
3	8:38.136	2:19.392	77.686
4	10:53.026	2:14.890	80.279
5	13:05.920	2:12.894	81.484

12 151 Marc IRONSIDE

SSEN Behind 10.756

Best Time 2:13.873 Best Speed 80.889 On 5 Gp

Lap	Elapsed Time	Lap Time	Lap Speed
1	3:32.269	3:32.269	51.015
2	5:49.796	2:17.527	78.739
3	8:06.694	2:16.898	79.101
4	10:22.839	2:16.145	79.539
5	12:36.712	2:13.873	80.889
6	14:51.995	2:15.283	80.046

Qualifying Classification

Position

13 74 Tommy HENRY

SSEN Behind 11.413

Best Time 2:14.530 Best Speed 80.494 On 5 Gp

Lap	Elapsed Time	Lap Time	Lap Speed
1	3:45.085	3:45.085	48.110
2	6:03.658	2:18.573	78.145
3	8:22.326	2:18.668	78.092
4	10:41.951	2:19.625	77.556
5	12:56.481	2:14.530	80.494

14 81 Steven LYND

SSEN Behind 11.571

Best Time 2:14.688 Best Speed 80.399 On 4 Gp

Lap	Elapsed Time	Lap Time	Lap Speed
1	3:45.144	3:45.144	48.097
2	6:06.584	2:21.440	76.561
3	8:22.900	2:16.316	79.439
4	10:37.588	2:14.688	80.399
5	12:53.361	2:15.773	79.757

15 29 Adam LYON

SSEN Behind 12.642

Best Time 2:15.759 Best Speed 79.765 On 5 Gp

Lap	Elapsed Time	Lap Time	Lap Speed
1	3:03.688	3:03.688	58.952
2	5:24.832	2:21.144	76.722
3	7:43.161	2:18.329	78.283
4	9:59.813	2:16.652	79.244
5	12:15.572	2:15.759	79.765
6	14:31.380	2:15.808	79.736

16 23 Stuart McCANN

SSEN Behind 12.783

Best Time 2:15.900 Best Speed 79.682 On 5 Gp

Lap	Elapsed Time	Lap Time	Lap Speed
1	3:34.812	3:34.812	50.411
2	5:53.824	2:19.012	77.898
3	8:17.737	2:23.913	75.245
4	10:35.631	2:17.894	78.530
5	12:51.531	2:15.900	79.682
6	15:12.049	2:20.518	77.063

ROADSIDE KIA ARMOY ROAD RACE

SENIOR SUPPORT

Senior Support Qualifying

Friday, 28 July 2017

DETAILED RESULT



Qualifying Classification

Position

17 176 James CHRISTIE

SSEN Behind 13.863

Best Time 2:16.980 Best Speed 79.054 On 5 Gp

Lap	Elapsed Time	Lap Time	Lap Speed
1	3:15.077	3:15.077	55.510
2	5:42.317	2:27.240	73.545
3	8:06.942	2:24.625	74.875
4	10:30.283	2:23.341	75.546
5	12:47.263	2:16.980	79.054

18 24 James REVELEY

SSEN Behind 14.003

Best Time 2:17.120 Best Speed 78.973 On 5 Gp

Lap	Elapsed Time	Lap Time	Lap Speed
1	3:49.963	3:49.963	47.089
2	6:15.064	2:25.101	74.629
3	8:35.888	2:20.824	76.896
4	10:54.040	2:18.152	78.383
5	13:11.160	2:17.120	78.973

19 121 James FIELD

SSEN Behind 14.905

Best Time 2:18.022 Best Speed 78.457 On 5 Gp

Lap	Elapsed Time	Lap Time	Lap Speed
1	3:11.828	3:11.828	56.451
2	5:41.912	2:30.084	72.152
3	8:05.937	2:24.025	75.187
4	10:26.432	2:20.495	77.076
5	12:44.454	2:18.022	78.457

20 156 Kevin BARSBY

SSEN Behind 16.426

Best Time 2:19.543 Best Speed 77.602 On 4 Gp

Lap	Elapsed Time	Lap Time	Lap Speed
1	2:45.773	2:45.773	65.323
2	5:10.314	2:24.541	74.919
3	7:30.152	2:19.838	77.438
4	9:49.695	2:19.543	77.602
5	12:12.462	2:22.767	75.849
6	14:33.144	2:20.682	76.974

Qualifying Classification

Position

21 49 Brian KEOHANE

SSEN Behind 17.427

Best Time 2:20.544 Best Speed 77.049 On 5 Gp

Lap	Elapsed Time	Lap Time	Lap Speed
1	3:48.081	3:48.081	47.478
2	6:26.321	2:38.240	68.433
3	8:51.205	2:24.884	74.741
4	11:16.269	2:25.064	74.648
5	13:36.813	2:20.544	77.049

22 136 John O'DONOVAN

SSEN Behind 17.565

Best Time 2:20.682 Best Speed 76.974 On 4 Gp

Lap	Elapsed Time	Lap Time	Lap Speed
1	3:14.663	3:14.663	55.628
2	5:47.220	2:32.557	70.982
3	8:14.632	2:27.412	73.459
4	10:35.314	2:20.682	76.974
5	12:56.257	2:20.943	76.831

23 7 Sarah BOYES

SSEN Behind 19.209

Best Time 2:22.326 Best Speed 76.084 On 3 Gp

Lap	Elapsed Time	Lap Time	Lap Speed
1	3:08.092	3:08.092	57.572
2	5:35.783	2:27.691	73.321
3	7:58.109	2:22.326	76.084
4	10:21.116	2:23.007	75.722
5	12:44.052	2:22.936	75.760
6	15:10.608	2:26.556	73.888

24 36 Matt DONALDSON

SSEN Behind 19.512

Best Time 2:22.629 Best Speed 75.923 On 5 Gp

Lap	Elapsed Time	Lap Time	Lap Speed
1	3:08.417	3:08.417	57.473
2	5:44.349	2:35.932	69.446
3	8:18.632	2:34.283	70.188
4	10:46.324	2:27.692	73.320
5	13:08.953	2:22.629	75.923

ROADSIDE KIA ARMOY ROAD RACE

SENIOR SUPPORT

Senior Support Qualifying

Friday, 28 July 2017

DETAILED RESULT



Qualifying Classification

Position

25 20 Chris WHITEHOUSE

SSEN Behind 21.328

Best Time 2:24.445 Best Speed 74.968 On 5 Gp

Lap	Elapsed Time	Lap Time	Lap Speed
1	3:39.129	3:39.129	49.417
2	6:09.117	2:29.988	72.198
3	8:36.452	2:27.335	73.498
4	11:01.361	2:24.909	74.728
5	13:25.806	2:24.445	74.968

26 179 James ROTHERY

SSEN Behind 21.648

Best Time 2:24.765 Best Speed 74.803 On 5 Gp

Lap	Elapsed Time	Lap Time	Lap Speed
1	2:52.713	2:52.713	62.698
2	5:21.105	2:28.392	72.974
3	7:48.650	2:27.545	73.393
4	10:13.636	2:24.986	74.689
5	12:38.401	2:24.765	74.803
6	15:05.445	2:27.044	73.643

27 83 Andy McALLISTER

SSEN Behind 22.060

Best Time 2:25.177 Best Speed 74.590 On 4 Gp

Lap	Elapsed Time	Lap Time	Lap Speed
1	2:37.216	2:37.216	68.878
2	5:10.772	2:33.556	70.520
3	7:41.154	2:30.382	72.009
4	10:06.331	2:25.177	74.590
5	12:32.664	2:26.333	74.001
6	15:07.511	2:34.847	69.932

28 14 Rodney LITTLE

SSEN Behind 26.912

Best Time 2:30.029 Best Speed 72.178 On 4 Gp

Lap	Elapsed Time	Lap Time	Lap Speed
1	3:14.173	3:14.173	55.769
2	5:51.752	2:37.579	68.720
3	8:22.792	2:31.040	71.695
4	10:52.821	2:30.029	72.178
5	13:24.812	2:31.991	71.246

Qualifying Classification

Position

29 130 Nigel McAULEY

SSEN Behind 30.320

Best Time 2:33.437 Best Speed 70.575 On 4 Gp

Lap	Elapsed Time	Lap Time	Lap Speed
1	4:09.707	4:09.707	43.366
2	6:49.149	2:39.442	67.917
3	9:23.618	2:34.469	70.103
4	11:57.055	2:33.437	70.575
5	14:31.338	2:34.283	70.188

30 46 Stephen WILSON

SSEN Behind 35.944

Best Time 2:39.061 Best Speed 68.080 On 5 Gp

Lap	Elapsed Time	Lap Time	Lap Speed
1	3:41.409	3:41.409	48.909
2	6:27.313	2:45.904	65.271
3	9:10.129	2:42.816	66.509
4	11:49.802	2:39.673	67.819
5	14:28.863	2:39.061	68.080

ROADSIDE KIA ARMOY ROAD RACE

SENIOR SUPPORT

Armoys 3.008 miles

R10: Michelin Senior Support (championship)

29/07/2017 15:40


Race (7 Laps)

RACE 10 - SENIOR SUPPORT CHAMPIONSHIP

Reserves - 46 / 186

			130		12
14		179	A	20	11
C		B		A	
	36		7		10
	B		A		
136		49		156	9
C		B		A	
			121		8
24	B	176	A	23	7
C		B		A	
	29		81		6
	B		A		
74		151		420	5
C		B		A	
			60		4
21	B	66	A	11	3
C		B		A	
	38		45		2
	B		A		
4		32		150	1
C		B		A	

POLE POSITION



Promoted by Armoys MRRC

Orbits

Provisional result to be confirmed by the Stewards of the Meeting subject to the completion of technical inspections and the time limit for protests
 MCUI (Ulster Centre) Timing @ www.elaps-timing.com



Ride on Delta Seven

ROADSIDE KIA ARMOY ROAD RACE

SENIOR SUPPORT

Race 10 - Michelin Senior Support

Saturday, 29 July 2017



Pos	Class	No	Name	Machine / Sponsor	Gp	Lap	Total Time	Behind	Speed	-----Best Lap-----		
										Time	Speed	On
Race Classification												
1	SSEN	150	Joseph LOUGHLIN	Yamaha 600 - thevisorshop.com	a	7	13:41.177		92.308	1:55.487	93.766	4
2	SSEN	29	Adam LYON	Yamaha 600 - LAPIS/Shirlaw's M/Cs	b	7	13:51.291	10.114	91.185	1:56.279	93.128	4
3	SSEN	4	David HOWARD	Yamaha 600 - DJL Racing	a	7	14:17.246	36.069	88.425	2:00.795	89.646	2
4	SSEN	151	Marc IRONSIDE	Kawasaki 600 - Shirlaw's Motorcycles	b	7	14:17.854	36.677	88.362	2:00.847	89.608	5
5	SSEN	74	Tommy HENRY	Yamaha 600 - NJT Racing	b	7	14:28.534	47.357	87.275	2:00.667	89.741	6
6	SSEN	32	Stephen McKEOWN	Honda 600	a	7	14:31.650	50.473	86.963	2:02.057	88.719	6
7	SSEN	66	Alan JOHNSTON	Kawasaki 600 - Frazer	a	7	14:32.081	50.904	86.920	2:02.240	88.586	6
8	SSEN	81	Steven LYND	Yamaha 600	b	7	14:50.143	1:08.966	85.157	2:04.383	87.060	6
9	SSEN	420	Tom VEAR	Yamaha 600 - Tom Vear Racing	b	7	14:52.913	1:11.736	84.892	2:04.139	87.231	7
10	SSEN	24	James REVELEY	Yamaha 600 - PCN Racing	b	7	14:52.993	1:11.816	84.885	2:03.402	87.752	7
11	SSEN	121	James FIELD	Kawasaki 600	b	7	14:54.850	1:13.673	84.709	2:04.769	86.791	7
12	SSEN	23	Stuart McCANN	Triumph 675 - Gus Commercials	b	7	14:55.386	1:14.209	84.658	2:04.675	86.856	7
13	SSEN	156	Kevin BARSBY	Triumph 675	c	7	14:57.702	1:16.525	84.440	2:05.831	86.058	7
14	SSEN	36	Matt DONALDSON	Yamaha 600	c	7	14:57.990	1:16.813	84.413	2:05.104	86.558	5
15	SSEN	38	Derek WILKIE	Kawasaki 750	a	7	15:00.527	1:19.350	84.175	2:04.700	86.839	7
16	SSEN	11	John CAHILL	Suzuki 750	a	7	15:02.887	1:21.710	83.955	2:07.161	85.158	7
17	SSEN	60	George SCOTT	Honda 600	a	7	15:12.678	1:31.501	83.054	2:08.135	84.511	7
18	SSEN	136	John O'DONOVAN	Yamaha 600	c	7	15:12.922	1:31.745	83.032	2:05.278	86.438	6
19	SSEN	7	Sarah BOYES	Yamaha 600 - Steve Boyes Raceprep	c	6	13:27.448	1 Lap	80.467	2:12.191	81.918	5
20	SSEN	176	James CHRISTIE	Yamaha 600 - Team JCR	b	6	13:31.180	1 Lap	80.097	2:12.540	81.702	2
21	SSEN	14	Rodney LITTLE	Suzuki 600	c	6	13:49.380	1 Lap	78.339	2:12.640	81.641	6
22	SSEN	186	Matthias WINKENJOHANN	Kawasaki 600 - EMG Racing	c	6	13:51.243	1 Lap	78.163	2:13.670	81.011	6
23	SSEN	20	Chris WHITEHOUSE	Triumph 675 - C Whitehouse	c	6	13:54.649	1 Lap	77.844	2:16.814	79.150	5
24	SSEN	49	Brian KEOHANE	Suzuki 600	c	6	14:05.997	1 Lap	76.800	2:18.013	78.462	3
25	SSEN	179	James ROTHERY	Triumph 675	c	6	14:23.398	1 Lap	75.252	2:21.797	76.368	6

Fastest Lap


SSEN	150	Joseph LOUGHLIN	Yamaha 600 - thevisorshop.com							1:55.487	93.766	4
------	-----	-----------------	-------------------------------	--	--	--	--	--	--	----------	--------	---

Not Classified

DNF	SSEN	83	Andy McALLISTER	Suzuki 750 - Mac-FRSNI Racing	c	1	2:13.563		81.076	2:39.453	67.912	1
-----	------	----	-----------------	-------------------------------	---	---	----------	--	--------	----------	--------	---

Provisional result to be confirmed by the Stewards of the Meeting subject to completion of technical inspections & the time limit for protests

Page 1 / 1

Circuit	ArmoY	Signed	 Chief Timekeeper	Organising Club	ArmoY MRRC
Length(miles)	3.0080			Race Started	16:04
Weather	Bright			Gp Time Diff - b 12.26 / c 25.89	
Track	Drying	Issued At:	16:22		



ROADSIDE KIA ARMOY ROAD RACE

SENIOR SUPPORT

Race 10 - Michelin Senior Support

Saturday, 29 July 2017

DETAILED RESULT



Race Classification

1 150 Joseph LOUGHLIN

Total Time **13:41.177** Avg Speed **92.308** Behind
Best Time **1:55.487** Best Speed **93.766** On **4** Gp **a**

Lap	Elapsed Time	Lap Time	Lap Speed
1	2:02.327	2:02.327	88.523
2	3:58.813	1:56.486	92.962
3	5:54.356	1:55.543	93.721
4	7:49.843	1:55.487	93.766
5	9:47.538	1:57.695	92.007
6	11:44.341	1:56.803	92.710
7	13:41.177	1:56.836	92.684

2 29 Adam LYON

Total Time **13:51.291** Avg Speed **91.185** Behind **10.114**
Best Time **1:56.279** Best Speed **93.128** On **4** Gp **b**

Lap	Elapsed Time	Lap Time	Lap Speed
1	2:04.959	2:04.959	86.659
2	4:04.023	1:59.064	90.949
3	6:02.182	1:58.159	91.646
4	7:58.461	1:56.279	93.128
5	9:56.813	1:58.352	91.497
6	11:54.845	1:58.032	91.745
7	13:51.291	1:56.446	92.994

3 4 David HOWARD

Total Time **14:17.246** Avg Speed **88.425** Behind **36.069**
Best Time **2:00.795** Best Speed **89.646** On **2** Gp **a**

Lap	Elapsed Time	Lap Time	Lap Speed
1	2:06.543	2:06.543	85.574
2	4:07.338	2:00.795	89.646
3	6:08.137	2:00.799	89.643
4	8:09.040	2:00.903	89.566
5	10:11.557	2:02.517	88.386
6	12:13.254	2:01.697	88.982
7	14:17.246	2:03.992	87.335

Race Classification

4 151 Marc IRONSIDE

Total Time **14:17.854** Avg Speed **88.362** Behind **36.677**
Best Time **2:00.847** Best Speed **89.608** On **5** Gp **b**

Lap	Elapsed Time	Lap Time	Lap Speed
1	2:07.744	2:07.744	84.770
2	4:10.542	2:02.798	88.184
3	6:12.766	2:02.224	88.598
4	8:13.835	2:01.069	89.443
5	10:14.682	2:00.847	89.608
6	12:15.706	2:01.024	89.476
7	14:17.854	2:02.148	88.653

5 74 Tommy HENRY

Total Time **14:28.534** Avg Speed **87.275** Behind **47.357**
Best Time **2:00.667** Best Speed **89.741** On **6** Gp **b**

Lap	Elapsed Time	Lap Time	Lap Speed
1	2:14.759	2:14.759	80.357
2	4:21.161	2:06.402	85.670
3	6:22.856	2:01.695	88.983
4	8:25.537	2:02.681	88.268
5	10:27.185	2:01.648	89.017
6	12:27.852	2:00.667	89.741
7	14:28.534	2:00.682	89.730

6 32 Stephen McKEOWN

Total Time **14:31.650** Avg Speed **86.963** Behind **50.473**
Best Time **2:02.057** Best Speed **88.719** On **6** Gp **a**

Lap	Elapsed Time	Lap Time	Lap Speed
1	2:09.645	2:09.645	83.527
2	4:14.354	2:04.709	86.833
3	6:18.893	2:04.539	86.951
4	8:22.752	2:03.859	87.428
5	10:25.219	2:02.467	88.422
6	12:27.276	2:02.057	88.719
7	14:31.650	2:04.374	87.066

ROADSIDE KIA ARMOY ROAD RACE

SENIOR SUPPORT

Race 10 - Michelin Senior Support

Saturday, 29 July 2017

DETAILED RESULT



Race Classification

7 66 Alan JOHNSTON

Total Time **14:32.081** Avg Speed **86.920** Behind **50.904**
Best Time **2:02.240** Best Speed **88.586** On **6** Gp **a**

Lap	Elapsed Time	Lap Time	Lap Speed
1	2:11.341	2:11.341	82.448
2	4:16.097	2:04.756	86.800
3	6:20.374	2:04.277	87.134
4	8:23.514	2:03.140	87.939
5	10:26.839	2:03.325	87.807
6	12:29.079	2:02.240	88.586
7	14:32.081	2:03.002	88.038

8 81 Steven LYND

Total Time **14:50.143** Avg Speed **85.157** Behind **1:08.966**
Best Time **2:04.383** Best Speed **87.060** On **6** Gp **b**

Lap	Elapsed Time	Lap Time	Lap Speed
1	2:14.619	2:14.619	80.440
2	4:21.843	2:07.224	85.116
3	6:28.757	2:06.914	85.324
4	8:33.975	2:05.218	86.480
5	10:39.709	2:05.734	86.125
6	12:44.092	2:04.383	87.060
7	14:50.143	2:06.051	85.908

9 420 Tom VEAR

Total Time **14:52.913** Avg Speed **84.892** Behind **1:11.736**
Best Time **2:04.139** Best Speed **87.231** On **7** Gp **b**

Lap	Elapsed Time	Lap Time	Lap Speed
1	2:12.949	2:12.949	81.451
2	4:21.320	2:08.371	84.356
3	6:29.285	2:07.965	84.623
4	8:35.435	2:06.150	85.841
5	10:43.240	2:07.805	84.729
6	12:48.774	2:05.534	86.262
7	14:52.913	2:04.139	87.231

Race Classification

10 24 James REVELEY

Total Time **14:52.993** Avg Speed **84.885** Behind **1:11.816**
Best Time **2:03.402** Best Speed **87.752** On **7** Gp **b**

Lap	Elapsed Time	Lap Time	Lap Speed
1	2:18.031	2:18.031	78.452
2	4:25.922	2:07.891	84.672
3	6:31.185	2:05.263	86.449
4	8:38.342	2:07.157	85.161
5	10:43.902	2:05.560	86.244
6	12:49.591	2:05.689	86.156
7	14:52.993	2:03.402	87.752

11 121 James FIELD

Total Time **14:54.850** Avg Speed **84.709** Behind **1:13.673**
Best Time **2:04.769** Best Speed **86.791** On **7** Gp **b**

Lap	Elapsed Time	Lap Time	Lap Speed
1	2:16.633	2:16.633	79.255
2	4:23.974	2:07.341	85.038
3	6:30.823	2:06.849	85.368
4	8:35.639	2:04.816	86.758
5	10:43.585	2:07.946	84.636
6	12:50.081	2:06.496	85.606
7	14:54.850	2:04.769	86.791

12 23 Stuart McCANN

Total Time **14:55.386** Avg Speed **84.658** Behind **1:14.209**
Best Time **2:04.675** Best Speed **86.856** On **7** Gp **b**

Lap	Elapsed Time	Lap Time	Lap Speed
1	2:16.744	2:16.744	79.190
2	4:23.111	2:06.367	85.693
3	6:30.589	2:07.478	84.946
4	8:37.825	2:07.236	85.108
5	10:44.182	2:06.357	85.700
6	12:50.711	2:06.529	85.584
7	14:55.386	2:04.675	86.856

ROADSIDE KIA ARMOY ROAD RACE

SENIOR SUPPORT

Race 10 - Michelin Senior Support

Saturday, 29 July 2017

DETAILED RESULT



Race Classification

13 156 Kevin BARSBY

Total Time **14:57.702** Avg Speed **84.440** Behind **1:16.525**
 Best Time **2:05.831** Best Speed **86.058** On **7** Gp **c**

Lap	Elapsed Time	Lap Time	Lap Speed
1	2:15.086	2:15.086	80.162
2	4:23.793	2:08.707	84.135
3	6:32.247	2:08.454	84.301
4	8:38.491	2:06.244	85.777
5	10:45.102	2:06.611	85.528
6	12:51.871	2:06.769	85.422
7	14:57.702	2:05.831	86.058

14 36 Matt DONALDSON

Total Time **14:57.990** Avg Speed **84.413** Behind **1:16.813**
 Best Time **2:05.104** Best Speed **86.558** On **5** Gp **c**

Lap	Elapsed Time	Lap Time	Lap Speed
1	2:18.486	2:18.486	78.194
2	4:29.278	2:10.792	82.794
3	6:35.047	2:05.769	86.101
4	8:41.448	2:06.401	85.670
5	10:46.552	2:05.104	86.558
6	12:52.251	2:05.699	86.149
7	14:57.990	2:05.739	86.121

15 38 Derek WILKIE

Total Time **15:00.527** Avg Speed **84.175** Behind **1:19.350**
 Best Time **2:04.700** Best Speed **86.839** On **7** Gp **a**

Lap	Elapsed Time	Lap Time	Lap Speed
1	2:16.802	2:16.802	79.157
2	4:26.624	2:09.822	83.413
3	6:34.133	2:07.509	84.926
4	8:41.061	2:06.928	85.315
5	10:48.937	2:07.876	84.682
6	12:55.827	2:06.890	85.340
7	15:00.527	2:04.700	86.839

Race Classification

16 11 John CAHILL

Total Time **15:02.887** Avg Speed **83.955** Behind **1:21.710**
 Best Time **2:07.161** Best Speed **85.158** On **7** Gp **a**

Lap	Elapsed Time	Lap Time	Lap Speed
1	2:14.799	2:14.799	80.333
2	4:23.425	2:08.626	84.188
3	6:31.674	2:08.249	84.436
4	8:40.319	2:08.645	84.176
5	10:48.209	2:07.890	84.673
6	12:55.726	2:07.517	84.920
7	15:02.887	2:07.161	85.158

17 60 George SCOTT

Total Time **15:12.678** Avg Speed **83.054** Behind **1:31.501**
 Best Time **2:08.135** Best Speed **84.511** On **7** Gp **a**

Lap	Elapsed Time	Lap Time	Lap Speed
1	2:17.556	2:17.556	78.723
2	4:27.686	2:10.130	83.215
3	6:36.155	2:08.469	84.291
4	8:46.140	2:09.985	83.308
5	10:55.112	2:08.972	83.962
6	13:04.543	2:09.431	83.665
7	15:12.678	2:08.135	84.511

18 136 John O'DONOVAN

Total Time **15:12.922** Avg Speed **83.032** Behind **1:31.745**
 Best Time **2:05.278** Best Speed **86.438** On **6** Gp **c**

Lap	Elapsed Time	Lap Time	Lap Speed
1	2:16.299	2:16.299	79.449
2	4:29.805	2:13.506	81.111
3	6:40.497	2:10.692	82.857
4	8:48.937	2:08.440	84.310
5	11:01.287	2:12.350	81.819
6	13:06.565	2:05.278	86.438
7	15:12.922	2:06.357	85.700

19 7 Sarah BOYES

Total Time **13:27.448** Avg Speed **80.467** Behind **1 Lap**
 Best Time **2:12.191** Best Speed **81.918** On **5** Gp **c**

Lap	Elapsed Time	Lap Time	Lap Speed
1	2:21.510	2:21.510	76.523
2	4:35.651	2:14.141	80.727
3	6:48.721	2:13.070	81.377
4	9:02.498	2:13.777	80.947
5	11:14.689	2:12.191	81.918
6	13:27.448	2:12.759	81.567



ROADSIDE KIA ARMOY ROAD RACE

SENIOR SUPPORT

Race 10 - Michelin Senior Support

Saturday, 29 July 2017

DETAILED RESULT



Race Classification

20 176 James CHRISTIE

Total Time **13:31.180** Avg Speed **80.097** Behind **1 Lap**
Best Time **2:12.540** Best Speed **81.702** On **2** Gp **b**

Lap	Elapsed Time	Lap Time	Lap Speed
1	2:20.631	2:20.631	77.002
2	4:33.171	2:12.540	81.702
3	6:46.054	2:12.883	81.491
4	9:01.617	2:15.563	79.880
5	11:15.909	2:14.292	80.636
6	13:31.180	2:15.271	80.053

21 14 Rodney LITTLE

Total Time **13:49.380** Avg Speed **78.339** Behind **1 Lap**
Best Time **2:12.640** Best Speed **81.641** On **6** Gp **c**

Lap	Elapsed Time	Lap Time	Lap Speed
1	2:27.545	2:27.545	73.393
2	4:46.155	2:18.610	78.124
3	7:04.040	2:17.885	78.535
4	9:20.827	2:16.787	79.165
5	11:36.740	2:15.913	79.674
6	13:49.380	2:12.640	81.641

22 186 Matthias WINKENJOHANN

Total Time **13:51.243** Avg Speed **78.163** Behind **1 Lap**
Best Time **2:13.670** Best Speed **81.011** On **6** Gp **c**

Lap	Elapsed Time	Lap Time	Lap Speed
1	2:28.944	2:28.944	72.704
2	4:46.722	2:17.778	78.596
3	7:05.392	2:18.670	78.090
4	9:22.104	2:16.712	79.209
5	11:37.573	2:15.469	79.936
6	13:51.243	2:13.670	81.011

23 20 Chris WHITEHOUSE

Total Time **13:54.649** Avg Speed **77.844** Behind **1 Lap**
Best Time **2:16.814** Best Speed **79.150** On **5** Gp **c**

Lap	Elapsed Time	Lap Time	Lap Speed
1	2:25.085	2:25.085	74.638
2	4:43.498	2:18.413	78.235
3	7:02.985	2:19.487	77.633
4	9:20.402	2:17.417	78.802
5	11:37.216	2:16.814	79.150
6	13:54.649	2:17.433	78.793

Race Classification

24 49 Brian KEOHANE

Total Time **14:05.997** Avg Speed **76.800** Behind **1 Lap**
Best Time **2:18.013** Best Speed **78.462** On **3** Gp **c**

Lap	Elapsed Time	Lap Time	Lap Speed
1	2:30.841	2:30.841	71.790
2	4:50.234	2:19.393	77.685
3	7:08.247	2:18.013	78.462
4	9:26.985	2:18.738	78.052
5	11:46.822	2:19.837	77.439
6	14:05.997	2:19.175	77.807

25 179 James ROTHERY

Total Time **14:23.398** Avg Speed **75.252** Behind **1 Lap**
Best Time **2:21.797** Best Speed **76.368** On **6** Gp **c**

Lap	Elapsed Time	Lap Time	Lap Speed
1	2:32.185	2:32.185	71.156
2	4:54.100	2:21.915	76.305
3	7:16.800	2:22.700	75.885
4	9:39.275	2:22.475	76.005
5	12:01.601	2:22.326	76.084
6	14:23.398	2:21.797	76.368

Not Classified

DNF 83 Andy McALLISTER

Total Time **2:13.563** Avg Speed **81.076** Behind
Best Time **2:39.453** Best Speed **67.912** On **1** Gp **c**

Lap	Elapsed Time	Lap Time	Lap Speed
1	2:13.563	2:13.563	81.076

ROADSIDE KIA ARMOY ROAD RACE

SENIOR SUPPORT

Race 10 - Michelin Senior Support

LAP CHART



1					2					3				
No	Name	Gp	Time of Day	Lap Time	No	Name	Gp	Time of Day	Lap Time	No	Name	Gp	Time of Day	Lap Time
150	Joseph LOUGHLIN	a	16:06:24.039	2:02.327	150	Joseph LOUGHLIN	a	16:08:20.525	1:56.486	150	Joseph LOUGHLIN	a	16:10:16.068	1:55.543
29	Adam LYON	b	16:06:26.671	2:04.959	29	Adam LYON	b	16:08:25.735	1:59.064	29	Adam LYON	b	16:10:23.894	1:58.159
4	David HOWARD	a	16:06:28.255	2:06.543	4	David HOWARD	a	16:08:29.050	2:00.795	4	David HOWARD	a	16:10:29.849	2:00.799
151	Marc IRONSIDE	b	16:06:29.456	2:07.744	151	Marc IRONSIDE	b	16:08:32.254	2:02.798	151	Marc IRONSIDE	b	16:10:34.478	2:02.224
32	Stephen McKEOWN	a	16:06:31.357	2:09.645	32	Stephen McKEOWN	a	16:08:36.066	2:04.709	32	Stephen McKEOWN	a	16:10:40.605	2:04.539
66	Alan JOHNSTON	a	16:06:33.053	2:11.341	66	Alan JOHNSTON	a	16:08:37.809	2:04.756	66	Alan JOHNSTON	a	16:10:42.086	2:04.277
420	Tom VEAR	b	16:06:34.661	2:12.949	74	Tommy HENRY	b	16:08:42.873	2:06.402	74	Tommy HENRY	b	16:10:44.568	2:01.695
83	Andy McALLISTER	c	16:06:35.275	2:13.563	420	Tom VEAR	b	16:08:43.032	2:08.371	81	Steven LYND	b	16:10:50.469	2:06.914
81	Steven LYND	b	16:06:36.331	2:14.619	81	Steven LYND	b	16:08:43.555	2:07.224	420	Tom VEAR	b	16:10:50.997	2:07.965
74	Tommy HENRY	b	16:06:36.471	2:14.759	23	Stuart McCANN	b	16:08:44.823	2:06.367	23	Stuart McCANN	b	16:10:52.301	2:07.478
11	John CAHILL	a	16:06:36.511	2:14.799	11	John CAHILL	a	16:08:45.137	2:08.626	121	James FIELD	b	16:10:52.535	2:06.849
156	Kevin BARSBY	c	16:06:36.798	2:15.086	156	Kevin BARSBY	c	16:08:45.505	2:08.707	24	James REVELEY	b	16:10:52.897	2:05.263
136	John O'DONOVAN	c	16:06:38.011	2:16.299	121	James FIELD	b	16:08:45.686	2:07.341	11	John CAHILL	a	16:10:53.386	2:08.249
121	James FIELD	b	16:06:38.345	2:16.633	24	James REVELEY	b	16:08:47.634	2:07.891	156	Kevin BARSBY	c	16:10:53.959	2:08.454
23	Stuart McCANN	b	16:06:38.456	2:16.744	38	Derek WILKIE	a	16:08:48.336	2:09.822	38	Derek WILKIE	a	16:10:55.845	2:07.509
38	Derek WILKIE	a	16:06:38.514	2:16.802	60	George SCOTT	a	16:08:49.398	2:10.130	36	Matt DONALDSON	c	16:10:56.759	2:05.769
60	George SCOTT	a	16:06:39.268	2:17.556	36	Matt DONALDSON	c	16:08:50.990	2:10.792	60	George SCOTT	a	16:10:57.867	2:08.469
24	James REVELEY	b	16:06:39.743	2:18.031	136	John O'DONOVAN	c	16:08:51.517	2:13.506	136	John O'DONOVAN	c	16:11:02.209	2:10.692
36	Matt DONALDSON	c	16:06:40.198	2:18.486	176	James CHRISTIE	b	16:08:54.883	2:12.540	176	James CHRISTIE	b	16:11:07.766	2:12.883
176	James CHRISTIE	b	16:06:42.343	2:20.631	7	Sarah BOYES	c	16:08:57.363	2:14.141	7	Sarah BOYES	c	16:11:10.433	2:13.070
7	Sarah BOYES	c	16:06:43.222	2:21.510	20	Chris WHITEHOUSE	c	16:09:05.210	2:18.413	20	Chris WHITEHOUSE	c	16:11:24.697	2:19.487
20	Chris WHITEHOUSE	c	16:06:46.797	2:25.085	14	Rodney LITTLE	c	16:09:07.867	2:18.610	14	Rodney LITTLE	c	16:11:25.752	2:17.885
14	Rodney LITTLE	c	16:06:49.257	2:27.545	186	Matthias WINKENJOHANN	c	16:09:08.434	2:17.778	186	Matthias WINKENJOHANN	c	16:11:27.104	2:18.670
186	Matthias WINKENJOHANN	c	16:06:50.656	2:28.944	49	Brian KEOHANE	c	16:09:11.946	2:19.393	49	Brian KEOHANE	c	16:11:29.959	2:18.013
49	Brian KEOHANE	c	16:06:52.553	2:30.841	179	James ROTHERY	c	16:09:15.812	2:21.915	179	James ROTHERY	c	16:11:38.512	2:22.700
179	James ROTHERY	c	16:06:53.897	2:32.185										

ROADSIDE KIA ARMOY ROAD RACE

SENIOR SUPPORT

Race 10 - Michelin Senior Support

LAP CHART



4					5					6				
No	Name	Gp	Time of Day	Lap Time	No	Name	Gp	Time of Day	Lap Time	No	Name	Gp	Time of Day	Lap Time
150	Joseph LOUGHLIN	a	16:12:11.555	1:55.487	150	Joseph LOUGHLIN	a	16:14:09.250	1:57.695	150	Joseph LOUGHLIN	a	16:16:06.053	1:56.803
29	Adam LYON	b	16:12:20.173	1:56.279	29	Adam LYON	b	16:14:18.525	1:58.352	29	Adam LYON	b	16:16:16.557	1:58.032
4	David HOWARD	a	16:12:30.752	2:00.903	4	David HOWARD	a	16:14:33.269	2:02.517	4	David HOWARD	a	16:16:34.966	2:01.697
151	Marc IRONSIDE	b	16:12:35.547	2:01.069	151	Marc IRONSIDE	b	16:14:36.394	2:00.847	151	Marc IRONSIDE	b	16:16:37.418	2:01.024
32	Stephen McKEOWN	a	16:12:44.464	2:03.859	32	Stephen McKEOWN	a	16:14:46.931	2:02.467	32	Stephen McKEOWN	a	16:16:48.988	2:02.057
66	Alan JOHNSTON	a	16:12:45.226	2:03.140	66	Alan JOHNSTON	a	16:14:48.551	2:03.325	74	Tommy HENRY	b	16:16:49.564	2:00.667
74	Tommy HENRY	b	16:12:47.249	2:02.681	74	Tommy HENRY	b	16:14:48.897	2:01.648	66	Alan JOHNSTON	a	16:16:50.791	2:02.240
81	Steven LYND	b	16:12:55.687	2:05.218	81	Steven LYND	b	16:15:01.421	2:05.734	81	Steven LYND	b	16:17:05.804	2:04.383
420	Tom VEAR	b	16:12:57.147	2:06.150	420	Tom VEAR	b	16:15:04.952	2:07.805	420	Tom VEAR	b	16:17:10.486	2:05.534
121	James FIELD	b	16:12:57.351	2:04.816	121	James FIELD	b	16:15:05.297	2:07.946	24	James REVELEY	b	16:17:11.303	2:05.689
23	Stuart McCANN	b	16:12:59.537	2:07.236	24	James REVELEY	b	16:15:05.614	2:05.560	121	James FIELD	b	16:17:11.793	2:06.496
24	James REVELEY	b	16:13:00.054	2:07.157	23	Stuart McCANN	b	16:15:05.894	2:06.357	23	Stuart McCANN	b	16:17:12.423	2:06.529
156	Kevin BARSBY	c	16:13:00.203	2:06.244	156	Kevin BARSBY	c	16:15:06.814	2:06.611	156	Kevin BARSBY	c	16:17:13.583	2:06.769
11	John CAHILL	a	16:13:02.031	2:08.645	36	Matt DONALDSON	c	16:15:08.264	2:05.104	36	Matt DONALDSON	c	16:17:13.963	2:05.699
38	Derek WILKIE	a	16:13:02.773	2:06.928	11	John CAHILL	a	16:15:09.921	2:07.890	11	John CAHILL	a	16:17:17.438	2:07.517
36	Matt DONALDSON	c	16:13:03.160	2:06.401	38	Derek WILKIE	a	16:15:10.649	2:07.876	38	Derek WILKIE	a	16:17:17.539	2:06.890
60	George SCOTT	a	16:13:07.852	2:09.985	60	George SCOTT	a	16:15:16.824	2:08.972	60	George SCOTT	a	16:17:26.255	2:09.431
136	John O'DONOVAN	c	16:13:10.649	2:08.440	136	John O'DONOVAN	c	16:15:22.999	2:12.350	136	John O'DONOVAN	c	16:17:28.277	2:05.278
176	James CHRISTIE	b	16:13:23.329	2:15.563	7	Sarah BOYES	c	16:15:36.401	2:12.191	7	Sarah BOYES	c	16:17:49.160	2:12.759
7	Sarah BOYES	c	16:13:24.210	2:13.777	176	James CHRISTIE	b	16:15:37.621	2:14.292	176	James CHRISTIE	b	16:17:52.892	2:15.271
20	Chris WHITEHOUSE	c	16:13:42.114	2:17.417	14	Rodney LITTLE	c	16:15:58.452	2:15.913	14	Rodney LITTLE	c	16:18:11.092	2:12.640
14	Rodney LITTLE	c	16:13:42.539	2:16.787	20	Chris WHITEHOUSE	c	16:15:58.928	2:16.814	186	Matthias WINKENJOHANN	c	16:18:12.955	2:13.670
186	Matthias WINKENJOHANN	c	16:13:43.816	2:16.712	186	Matthias WINKENJOHANN	c	16:15:59.285	2:15.469	20	Chris WHITEHOUSE	c	16:18:16.361	2:17.433
49	Brian KEOHANE	c	16:13:48.697	2:18.738	49	Brian KEOHANE	c	16:16:08.534	2:19.837	49	Brian KEOHANE	c	16:18:27.709	2:19.175
179	James ROTHERY	c	16:14:00.987	2:22.475	179	James ROTHERY	c	16:16:23.313	2:22.326	179	James ROTHERY	c	16:18:45.110	2:21.797

7				
No	Name	Gp	Time of Day	Lap Time
150	Joseph LOUGHLIN	a	16:18:02.889	1:56.836
29	Adam LYON	b	16:18:13.003	1:56.446
4	David HOWARD	a	16:18:38.958	2:03.992
151	Marc IRONSIDE	b	16:18:39.566	2:02.148
74	Tommy HENRY	b	16:18:50.246	2:00.682
32	Stephen McKEOWN	a	16:18:53.362	2:04.374
66	Alan JOHNSTON	a	16:18:53.793	2:03.002
81	Steven LYND	b	16:19:11.855	2:06.051
420	Tom VEAR	b	16:19:14.625	2:04.139
24	James REVELEY	b	16:19:14.705	2:03.402
121	James FIELD	b	16:19:16.562	2:04.769
23	Stuart McCANN	b	16:19:17.098	2:04.675
156	Kevin BARSBY	c	16:19:19.414	2:05.831
36	Matt DONALDSON	c	16:19:19.702	2:05.739
38	Derek WILKIE	a	16:19:22.239	2:04.700
11	John CAHILL	a	16:19:24.599	2:07.161
60	George SCOTT	a	16:19:34.390	2:08.135
136	John O'DONOVAN	c	16:19:34.634	2:06.357

ROAD RACE - IRISH SENIOR SUPPORT

2017

Pos	No.	Name	Total	Diff	Gap	#1	#2	#3	#4	#5	#6
						R1	R1	R1	R1	R1	R1
1	150	Joseph LOUGHLIN	150	0	0	25	25	25	25	25	25
2	33	David HOWARD	79	71	71	11	16	x	16	20	16
3	39	Jonathan GORMLEY	47	103	32	16	6	16	9	x	x
4	66	Alan JOHNSTON	43	107	4	5	x	13	x	16	9
5	29	Adam LYON	40	110	3	x	20	x	x	x	20
6	75	Damien HOWARD	40	110	0	x	x	20	20	x	x
7	11	John CAHILL	33	117	7	x	5	7	10	11	x
8	92	Jamie WILLIAMS	31	119	2	20	11	x	x	x	x
9	74	Tommy HENRY	31	119	0	x	10	10	x	x	11
10	14	Rodney LITTLE	28	122	3	10	1	4	6	7	x
11	331	Dougie SHEARER	26	124	2	13	13	x	x	x	x
12	18	Darragh BURKE	20	130	6	x	x	x	11	9	x
13	50	Andy McPHERSON	18	132	2	7	x	11	x	x	x
14	111	Noel SMITH	18	132	0	x	x	5	5	8	x
15	118	Tommy HEAPHY	17	133	1	x	x	x	7	10	x
16	24	James REVELEY	17	133	0	8	3	x	x	x	6
17	23	Stuart McCANN	16	134	1	x	4	8	x	x	4
18	136	John O'DONOVAN	15	135	1	x	2	x	x	13	x
19	60	George SCOTT	15	135	0	9	x	6	x	x	x
20	151	Marc IRONSIDE	13	137	2	x	x	x	x	x	13
21	4	Kevin BAKER	13	137	0	x	x	x	13	x	x
22	32	Stephen McKEOWN	10	140	3	x	x	x	x	x	10
23	182	Paul SWORDS	10	140	0	1	9	x	x	x	x
24	38	Jordan McFERRAN	9	141	1	x	x	9	x	x	x
25	112	Martin CURRAMS	9	141	0	x	x	2	2	5	x
26	81	Steven LYND	8	142	1	x	x	x	x	x	8
27	44	Emmett BURKE	8	142	0	x	x	x	8	x	x
28	199	Lloyd COLLINS	8	142	0	x	8	x	x	x	x
29	420	Tom VEAR	7	143	1	x	x	x	x	x	7
30	71	Grant GASKELL	7	143	0	x	7	x	x	x	x
31	149	Brian KEOHANE	6	144	1	x	x	x	x	6	x
32	777	Shaun WYNNE	6	144	0	6	x	x	x	x	x
33	121	James FIELD	5	145	1	x	x	x	x	x	5
34	123	Alan FISHER	5	145	0	x	x	x	1	4	x
35	164	Ben MULLANE	4	146	1	x	x	x	4	x	x
36	107	David MURPHY	4	146	0	4	x	x	x	x	x
37	156	Kevin BARSBY	3	147	1	x	x	x	x	x	3
38	156	Derek SCUFFIL	3	147	0	x	x	x	3	x	x
39	130	Nigel McAULEY	3	147	0	x	x	3	x	x	x
40	40	Michael HOEY	3	147	0	3	x	x	x	x	x
41	36	Matt DONALDSON	2	148	1	x	x	x	x	x	2
42	176	James CHRISTIE	2	148	0	2	x	x	x	x	x
43	38	Derek WILKIE	1	149	1	x	x	x	x	x	1

Event Legend

#1	21/04/2017	AROUND A POUND TANDRAGEE 100	#4	08/07/2017	PRINCIPAL INSURANCE RACE OF THE SOUTH
#2	28/04/2017	KDM HIRE COOKSTOWN 100	#5	22/07/2017	FAUGHEEN 50
#3	30/06/2017	AXA COUNTRY CREST SKERRIES 100	#6	28/07/2017	ROADSIDE KIA ARMOY ROAD RACE

ROAD RACE - ULSTER SENIOR SUPPORT amended

2017

Pos	No.	Name	Total	Diff	Gap	#1	#2	#3
						R1	R1	R1
1	150	Joseph LOUGHLIN	75	0	0	25	25	25
2	33	David HOWARD	43	32	32	11	16	16
3	29	Adam LYON	40	35	3	x	20	20
4	92	Jamie WILLIAMS	31	44	9	20	11	x
5	331	Dougie SHEARER	26	49	5	13	13	x
6	39	Jonathan GORMLEY	22	53	4	16	6	x
	74	Tommy HENRY	21	54	1	x	10	11
8	24	James REVELEY	17	58	4	8	3	6
9	66	Alan JOHNSTON	14	61	3	5	x	9
10	151	Marc IRONSIDE	13	62	1	x	x	13
11	14	Rodney LITTLE	11	64	2	10	1	x
12	32	Stephen McKEOWN	10	65	1	x	x	10
13	182	Paul SWORDS	10	65	0	1	9	x
14	60	George SCOTT	9	66	1	9	x	x
15	81	Steven LYND	8	67	1	x	x	8
16	199	Lloyd COLLINS	8	67	0	x	8	x
17	23	Stuart McCANN	8	67	0	x	4	4
18	420	Tom VEAR	7	68	1	x	x	7
19	71	Grant GASKELL	7	68	0	x	7	x
20	50	Andy McPHERSON	7	68	0	7	x	x
21	777	Shaun WYNNE	6	69	1	6	x	x
22	121	James FIELD	5	70	1	x	x	5
23	11	John CAHILL	5	70	0	x	5	x
24	107	David MURPHY	4	71	1	4	x	x
25	156	Kevin BARSBY	3	72	1	x	x	3
26	40	Michael HOEY	3	72	0	3	x	x
27	36	Matt DONALDSON	2	73	1	x	x	2
28	136	John O'DONOVAN	2	73	0	x	2	x
29	176	James CHRISTIE	2	73	0	2	x	x
30	38	Derek WILKIE	1	74	1	x	x	1

Event Legend

#1 21/04/2017 AROUND A POUND TANDRAGEE 100

#3 28/07/2017 ROADSIDE KIA ARMOY ROAD RACE

#2 28/04/2017 KDM HIRE COOKSTOWN 100