



ARMOY ROAD RACE

The Race of Legends

Friday 28th & Saturday 29th July 2017

promoted by
Armoyn Motorcycle Road Racing Club
www.amrrc.com

Bayview
HOTEL
SUPERSPORT

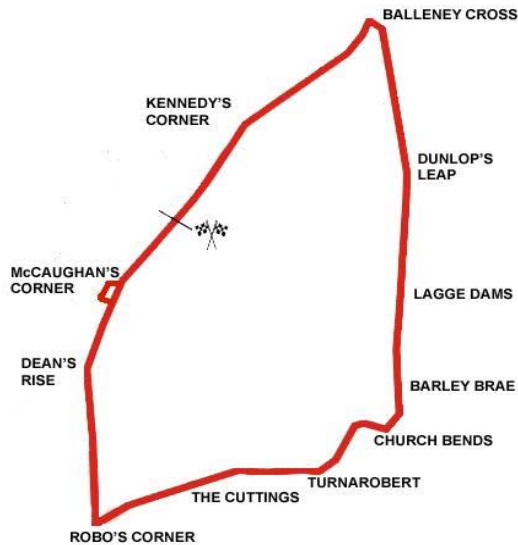


**Causeway
Coast & Glens
Borough Council**



**tourism
northernireland**

Armoy Circuit 3.008 miles



Lap Records

Class	Rider	Machine	m s	mph	Year
125cc	William Dunlop	Honda	2 02.397	88.473	2010
Moto 3	Christian Elkin	Honda 250	2 03.375	87.771	2014
250cc	Michael Sweeney	Honda	1 52.439	96.308	2013
Lightweight Supersport	Seamus Elliott	Yamaha 400	1 56.932	92.608	2015
Supertwin	Ryan Farquhar	Kawasaki	1 50.379	98.106	2015
Supersport	William Dunlop	Yamaha	1 43.834	104.290	2015
Superbike	Michael Dunlop	Honda	1 41.382	106.812	2013
Senior Support	Connor Behan	Kawasaki 636	1 50.783	97.748	2013
Junior Support	Mark Hanna	Kawasaki 650	1 54.969	94.189	2013
Classic 1000cc	Robert McCrum	Norton Weslake 950	2 06.649	85.502	2013
Classic 500cc	Richard Lambourne	Norton	2 10.738	82.828	2013
Classic 350cc	Barry Davidson	Honda	2 14.308	80.627	2016
Classic 250cc	Kevin Strowger	Suzuki	2 18.625	78.116	2013
Forgotten Era	Gary Miller	Yamaha 347	2 17.298	78.871	2016

MOST WINS at ARMOY ROAD RACE

Michael Dunlop	14	2009-16	(125-1, 250-1, Supersport-2, Superbike-10)
Ryan Farquhar	12	2009-15	(450-3, Supertwin-5, Supersport-1, Superbike-3)
William Dunlop	11	2010-16	(125-2, 250-3, Supersport-6)
Barry Davidson	5	2012-16	(Classic 350-5)
Allan Brew	3	2009-13	(Classic 350-1, Classic 500-2)
Robert McCrum	3	2010-14	(Classic 1000-3)
Philip Shaw	3	2010-15	(Classic 250-3)
Richard Ford	3	2011-15	(Classic 1000-3)
Guy Martin	3	2014-15	(Supersport-1, Superbike-2)
Christian Elkin	3	2013-16	(Moto 3-3)

MOST WINS AT ALL IRISH ROAD RACE MEETINGS (after Faughen 50 2017)

Ryan Farquhar	211	1995-16
Joey Dunlop	156	1971-00
Robert Dunlop	135	1980-08
William Dunlop	119	2005-17
Ray McCullough	109	1960-82
Phillip McCallen	109	1987-99
Michael Dunlop	97	2006-16
Brian Reid	78	1980-94
Darran Lindsay	74	1999-06
James Courtney	66	1992-99

ROADSIDE KIA ARMOY ROAD RACE

SUPERSPORT

Supersport Qualifying


Friday, 28 July 2017



Pos	Class	No	Name	Machine / Sponsor	----- Best Lap -----			On	Laps
					Time	Behind	Speed		
Qualifying Classification									
1	SSPR	86	Derek McGEE	Kawasaki - B & W / Site Sealants	1:54.874		94.267	4	5
2	SSPR	56	Adam McLEAN	Kawasaki - MSS	1:57.605	2.731	92.078	3	5
3	SSPR	22	Paul JORDAN	Yamaha - Evolution Camping IMR	1:59.138	4.264	90.893	3	5
4	SSPR	8	Christian ELKIN	Triumph 675 - Bob Wylie Racing	1:59.805	4.931	90.387	5	5
5	SSPR	59	Darryl TWEED	Triumph 675 - M & D Racing	2:00.111	5.237	90.157	4	5
6	SSPR	65	Michael SWEENEY	Yamaha - JWM	2:00.394	5.520	89.945	4	5
7	SSPR	3	Michael DUNLOP	Yamaha - MD Racing	2:00.495	5.621	89.869	5	5
8	SSPR	52	James COWTON	Kawasaki - McAdoo Racing	2:01.024	6.150	89.476	5	5
9	SSPR	74	Joey THOMPSON	Kawasaki - Team ILR / JTR	2:01.602	6.728	89.051	5	5
10	SSPR	174	Davey TODD	Kawasaki - Longshot Racing	2:02.578	7.704	88.342	3	5
11	SSPR	17	Mark GOODINGS	Kawasaki - PMH / Pennine Stone	2:02.819	7.945	88.169	5	5
12	SSPR	11	Dominic HERBERTSON	Kawasaki - WH Racing	2:03.116	8.242	87.956	3	5
13	SSPR	31	Brad VICARS	Honda	2:03.385	8.511	87.764	4	5
14	SSPR	18	Callum LAIDLAW	Yamaha - MM Auto Repair	2:03.430	8.556	87.732	3	5
15	SSPR	96	Andy FARRELL	Kawasaki	2:04.012	9.138	87.321	4	5
16	SSPR	119	Kris DUNCAN	Kawasaki - Bowerbank/Turriff Caravans	2:04.710	9.836	86.832	5	5
17	SSPR	5	Thomas MAXWELL	Yamaha	2:04.767	9.893	86.792	5	5
18	SSPR	164	Graham KENNEDY	Yamaha - O D Racing	2:04.927	10.053	86.681	5	5
19	SSPR	54	Sam JOHNSON	Kawasaki - Colin Dunlop Racing	2:06.562	11.688	85.561	3	5
20	SSPR	109	Neil KERNOHAN	Yamaha - Logan Racing	2:06.787	11.913	85.409	3	5
21	SSPR	29	Forest DUNN	Triumph 675	2:07.226	12.352	85.115	5	5
22	SSPR	71	Davy MORGAN	Yamaha - Magic Bullet	2:07.800	12.926	84.732	5	5
23	SSPR	26	Dennis BOOTH	Kawasaki	2:10.193	15.319	83.175	5	5
24	SSPR	93	Paul CRANSTON	Yamaha - P & J Fuel Haulage	2:10.432	15.558	83.023	4	5
25	SSPR	81	David McCONNAGHY	Yamaha	2:11.551	16.677	82.316	5	5
26	SSPR	16	Richard CHARLTON	Yamaha - Michelin	2:13.173	18.299	81.314	4	5
27	SSPR	100	Patricia FERNANDEZ	Yamaha - Magic Bullet	2:16.815	21.941	79.149	4	5
28	SSPR	99	Paul FALLON	Yamaha	2:16.887	22.013	79.108	4	4

Provisional result to be confirmed by the Stewards of the Meeting subject to completion of technical inspections & the time limit for protests

Page 1 / 1

Circuit	Armoey	Signed		Organising Club	Armoey MRRC
Length(miles)	3.0080		Chief Timekeeper	Qualifying Started	15:03
Weather	Cloudy	Issued At:	15:21		
Track	Damp				



ROADSIDE KIA ARMOY ROAD RACE

SUPERSPORT

Supersport Qualifying

Friday, 28 July 2017

DETAILED RESULT



Qualifying Classification

Position

1 86 Derek McGEE

SSPR		Behind		
Best Time	1:54.874	Best Speed	94.267	On 4 Gp
Lap	Elapsed Time	Lap Time	Lap Speed	
1	2:05.838	2:05.838	86.053	
2	4:02.560	1:56.722	92.774	
3	5:57.688	1:55.128	94.059	
4	7:52.562	1:54.874	94.267	
5	9:47.582	1:55.020	94.147	

2 56 Adam McLEAN

SSPR		Behind	2.731	
Best Time	1:57.605	Best Speed	92.078	On 3 Gp
Lap	Elapsed Time	Lap Time	Lap Speed	
1	2:12.411	2:12.411	81.782	
2	4:11.640	1:59.229	90.824	
3	6:09.245	1:57.605	92.078	
4	8:07.578	1:58.333	91.511	
5	10:06.116	1:58.538	91.353	

3 22 Paul JORDAN

SSPR		Behind	4.264	
Best Time	1:59.138	Best Speed	90.893	On 3 Gp
Lap	Elapsed Time	Lap Time	Lap Speed	
1	2:45.343	2:45.343	65.493	
2	4:47.411	2:02.068	88.711	
3	6:46.549	1:59.138	90.893	
4	8:48.617	2:02.068	88.711	
5	10:48.444	1:59.827	90.370	

4 8 Christian ELKIN

SSPR		Behind	4.931	
Best Time	1:59.805	Best Speed	90.387	On 5 Gp
Lap	Elapsed Time	Lap Time	Lap Speed	
1	2:26.004	2:26.004	74.168	
2	4:27.647	2:01.643	89.021	
3	6:34.261	2:06.614	85.526	
4	8:36.404	2:02.143	88.657	
5	10:36.209	1:59.805	90.387	

Qualifying Classification

Position

5 59 Darryl TWEED

SSPR		Behind	5.237	
Best Time	2:00.111	Best Speed	90.157	On 4 Gp
Lap	Elapsed Time	Lap Time	Lap Speed	
1	2:22.236	2:22.236	76.133	
2	4:27.412	2:05.176	86.509	
3	6:30.141	2:02.729	88.233	
4	8:30.252	2:00.111	90.157	
5	10:31.008	2:00.756	89.675	

6 65 Michael SWEENEY

SSPR		Behind	5.520	
Best Time	2:00.394	Best Speed	89.945	On 4 Gp
Lap	Elapsed Time	Lap Time	Lap Speed	
1	2:09.998	2:09.998	83.300	
2	4:11.501	2:01.503	89.124	
3	6:12.262	2:00.761	89.671	
4	8:12.656	2:00.394	89.945	
5	10:14.209	2:01.553	89.087	

7 3 Michael DUNLOP

SSPR		Behind	5.621	
Best Time	2:00.495	Best Speed	89.869	On 5 Gp
Lap	Elapsed Time	Lap Time	Lap Speed	
1	3:14.488	3:14.488	55.678	
2	5:29.616	2:15.128	80.137	
3	7:32.476	2:02.860	88.139	
4	9:36.890	2:04.414	87.038	
5	11:37.385	2:00.495	89.869	

8 52 James COWTON

SSPR		Behind	6.150	
Best Time	2:01.024	Best Speed	89.476	On 5 Gp
Lap	Elapsed Time	Lap Time	Lap Speed	
1	2:40.748	2:40.748	67.365	
2	4:43.849	2:03.101	87.967	
3	6:46.199	2:02.350	88.507	
4	8:49.062	2:02.863	88.137	
5	10:50.086	2:01.024	89.476	

ROADSIDE KIA ARMOY ROAD RACE

SUPERSPORT

Supersport Qualifying

Friday, 28 July 2017

DETAILED RESULT



Qualifying Classification

Position

9 74 Joey THOMPSON

SSPR Behind 6.728

Best Time 2:01.602 Best Speed 89.051 On 5 Gp

Lap	Elapsed Time	Lap Time	Lap Speed
1	2:37.468	2:37.468	68.768
2	4:42.275	2:04.807	86.764
3	6:46.462	2:04.187	87.198
4	8:49.629	2:03.167	87.920
5	10:51.231	2:01.602	89.051

Qualifying Classification

Position

13 31 Brad VICARS

SSPR Behind 8.511

Best Time 2:03.385 Best Speed 87.764 On 4 Gp

Lap	Elapsed Time	Lap Time	Lap Speed
1	2:29.833	2:29.833	72.272
2	4:36.654	2:06.821	85.386
3	6:40.917	2:04.263	87.144
4	8:44.302	2:03.385	87.764
5	10:49.938	2:05.636	86.192

10 174 Davey TODD

SSPR Behind 7.704

Best Time 2:02.578 Best Speed 88.342 On 3 Gp

Lap	Elapsed Time	Lap Time	Lap Speed
1	2:44.090	2:44.090	65.993
2	4:48.413	2:04.323	87.102
3	6:50.991	2:02.578	88.342
4	8:54.790	2:03.799	87.471
5	10:57.389	2:02.599	88.327

14 18 Callum LAIDLAW

SSPR Behind 8.556

Best Time 2:03.430 Best Speed 87.732 On 3 Gp

Lap	Elapsed Time	Lap Time	Lap Speed
1	2:31.960	2:31.960	71.261
2	4:40.345	2:08.385	84.346
3	6:43.775	2:03.430	87.732
4	8:49.814	2:06.039	85.916
5	10:56.757	2:06.943	85.304

11 17 Mark GOODINGS

SSPR Behind 7.945

Best Time 2:02.819 Best Speed 88.169 On 5 Gp

Lap	Elapsed Time	Lap Time	Lap Speed
1	2:54.385	2:54.385	62.097
2	5:02.473	2:08.088	84.542
3	7:14.650	2:12.177	81.927
4	9:19.348	2:04.698	86.840
5	11:22.167	2:02.819	88.169

15 96 Andy FARRELL

SSPR Behind 9.138

Best Time 2:04.012 Best Speed 87.321 On 4 Gp

Lap	Elapsed Time	Lap Time	Lap Speed
1	2:56.447	2:56.447	61.371
2	5:05.731	2:09.284	83.760
3	7:13.435	2:07.704	84.796
4	9:17.447	2:04.012	87.321
5	11:21.562	2:04.115	87.248

12 11 Dominic HERBERTSON

SSPR Behind 8.242

Best Time 2:03.116 Best Speed 87.956 On 3 Gp

Lap	Elapsed Time	Lap Time	Lap Speed
1	2:31.474	2:31.474	71.489
2	4:36.850	2:05.376	86.371
3	6:39.966	2:03.116	87.956
4	8:44.169	2:04.203	87.186
5	10:50.237	2:06.068	85.897

16 119 Kris DUNCAN

SSPR Behind 9.836

Best Time 2:04.710 Best Speed 86.832 On 5 Gp

Lap	Elapsed Time	Lap Time	Lap Speed
1	2:29.770	2:29.770	72.303
2	4:40.072	2:10.302	83.105
3	6:46.897	2:06.825	85.384
4	8:53.022	2:06.125	85.858
5	10:57.732	2:04.710	86.832

ROADSIDE KIA ARMOY ROAD RACE

SUPERSPORT

Supersport Qualifying

Friday, 28 July 2017

DETAILED RESULT



Qualifying Classification

Position

17	5 Thomas MAXWELL	SSPR	Behind	9.893
Best Time	2:04.767	Best Speed	86.792	On 5 Gp
<i>Lap</i>	<i>Elapsed Time</i>	<i>Lap Time</i>	<i>Lap Speed</i>	
1	2:20.053	2:20.053	77.319	
2	4:26.951	2:06.898	85.335	
3	6:38.054	2:11.103	82.598	
4	8:43.841	2:05.787	86.088	
5	10:48.608	2:04.767	86.792	

18	164 Graham KENNEDY	SSPR	Behind	10.053
Best Time	2:04.927	Best Speed	86.681	On 5 Gp
<i>Lap</i>	<i>Elapsed Time</i>	<i>Lap Time</i>	<i>Lap Speed</i>	
1	2:20.369	2:20.369	77.145	
2	4:27.203	2:06.834	85.378	
3	6:34.163	2:06.960	85.293	
4	8:39.820	2:05.657	86.177	
5	10:44.747	2:04.927	86.681	

19	54 Sam JOHNSON	SSPR	Behind	11.688
Best Time	2:06.562	Best Speed	85.561	On 3 Gp
<i>Lap</i>	<i>Elapsed Time</i>	<i>Lap Time</i>	<i>Lap Speed</i>	
1	2:58.053	2:58.053	60.818	
2	5:13.565	2:15.512	79.910	
3	7:20.127	2:06.562	85.561	
4	9:28.626	2:08.499	84.271	
5	11:39.677	2:11.051	82.630	

20	109 Neil KERNOHAN	SSPR	Behind	11.913
Best Time	2:06.787	Best Speed	85.409	On 3 Gp
<i>Lap</i>	<i>Elapsed Time</i>	<i>Lap Time</i>	<i>Lap Speed</i>	
1	2:57.416	2:57.416	61.036	
2	5:09.976	2:12.560	81.690	
3	7:16.763	2:06.787	85.409	
4	9:27.703	2:10.940	82.700	
5	11:36.759	2:09.056	83.908	

Qualifying Classification

Position

21	29 Forest DUNN	SSPR	Behind	12.352
Best Time	2:07.226	Best Speed	85.115	On 5 Gp
<i>Lap</i>	<i>Elapsed Time</i>	<i>Lap Time</i>	<i>Lap Speed</i>	
1	2:22.076	2:22.076	76.218	
2	4:31.006	2:08.930	83.990	
3	6:39.560	2:08.554	84.235	
4	8:48.811	2:09.251	83.781	
5	10:56.037	2:07.226	85.115	

22	71 Davy MORGAN	SSPR	Behind	12.926
Best Time	2:07.800	Best Speed	84.732	On 5 Gp
<i>Lap</i>	<i>Elapsed Time</i>	<i>Lap Time</i>	<i>Lap Speed</i>	
1	3:04.741	3:04.741	58.616	
2	5:19.502	2:14.761	80.356	
3	7:30.267	2:10.765	82.811	
4	9:41.431	2:11.164	82.559	
5	11:49.231	2:07.800	84.732	

23	26 Dennis BOOTH	SSPR	Behind	15.319
Best Time	2:10.193	Best Speed	83.175	On 5 Gp
<i>Lap</i>	<i>Elapsed Time</i>	<i>Lap Time</i>	<i>Lap Speed</i>	
1	2:59.125	2:59.125	60.454	
2	5:16.754	2:17.629	78.681	
3	7:30.117	2:13.363	81.198	
4	9:42.658	2:12.541	81.702	
5	11:52.851	2:10.193	83.175	

24	93 Paul CRANSTON	SSPR	Behind	15.558
Best Time	2:10.432	Best Speed	83.023	On 4 Gp
<i>Lap</i>	<i>Elapsed Time</i>	<i>Lap Time</i>	<i>Lap Speed</i>	
1	2:57.204	2:57.204	61.109	
2	5:14.724	2:17.520	78.743	
3	7:28.168	2:13.444	81.149	
4	9:38.600	2:10.432	83.023	
5	11:49.958	2:11.358	82.437	

ROADSIDE KIA ARMOY ROAD RACE

SUPERSPORT

Supersport Qualifying

Friday, 28 July 2017

DETAILED RESULT



Qualifying Classification

Position

25 81 David McCONNAGHY

SSPR Behind 16.677

Best Time 2:11.551 Best Speed 82.316 On 5 Gp

Lap	Elapsed Time	Lap Time	Lap Speed
1	2:40.987	2:40.987	67.265
2	4:57.950	2:16.963	79.064
3	7:14.401	2:16.451	79.360
4	9:27.140	2:12.739	81.580
5	11:38.691	2:11.551	82.316

26 16 Richard CHARLTON

SSPR Behind 18.299

Best Time 2:13.173 Best Speed 81.314 On 4 Gp

Lap	Elapsed Time	Lap Time	Lap Speed
1	2:44.226	2:44.226	65.938
2	4:59.387	2:15.161	80.118
3	7:15.285	2:15.898	79.683
4	9:28.458	2:13.173	81.314
5	11:41.709	2:13.251	81.266

27 100 Patricia FERNANDEZ

SSPR Behind 21.941

Best Time 2:16.815 Best Speed 79.149 On 4 Gp

Lap	Elapsed Time	Lap Time	Lap Speed
1	2:51.952	2:51.952	62.976
2	5:12.210	2:20.258	77.206
3	7:29.758	2:17.548	78.727
4	9:46.573	2:16.815	79.149
5	12:03.801	2:17.228	78.911

28 99 Paul FALLON

SSPR Behind 22.013

Best Time 2:16.887 Best Speed 79.108 On 4 Gp

Lap	Elapsed Time	Lap Time	Lap Speed
1	2:56.794	2:56.794	61.251
2	5:19.903	2:23.109	75.668
3	7:38.210	2:18.307	78.295
4	9:55.097	2:16.887	79.108

ROADSIDE KIA ARMOY ROAD RACE

SUPERSPORT

Armoy 3.008 miles

R5: Bayview Hotel Supersport

29/07/2017 12:20

Race (7 Laps)

RACE 5 - SUPERSPORT CHAMPIONSHIP

Reserve - 99

			100		12
16		81	A	93	11
C		B		A	
	26		71		10
	B		A		
29		109		54	9
C		B		A	
			164		8
5	B	119	A	96	7
C		B		A	
	18		31		6
	B		A		
11		17		174	5
C		B		A	
			74		4
52	B	3	A	65	3
C		B		A	
	59		8		2
	B		A		
22		56		86	1
C		B		A	

POLE POSITION

Promoted by Armoy MRRC

Orbits

Provisional result to be confirmed by the Stewards of the Meeting subject to the completion of technical inspections and the time limit for protests
MCUI (Ulster Centre) Timing @ www.elaps-timing.com



Ride on
Delta
Seven

ROADSIDE KIA ARMOY ROAD RACE

SUPERSPORT

Race 5 - Bayview Hotel Supersport

Saturday, 29 July 2017



Pos	Class	No	Name	Machine / Sponsor	Gp	Lap	Total Time	Behind	Speed	-----Best Lap-----		
										Time	Speed	On
Race Classification												
1	SSPR	3	Michael DUNLOP	Yamaha - MD Racing	a	7	13:07.996		96.195	1:50.326	98.153	7
2	SSPR	86	Derek McGEE	Kawasaki - B & W / Site Sealants	a	7	13:11.299	3.303	95.794	1:51.920	96.755	4
3	SSPR	52	James COWTON	Kawasaki - McAdoo Racing	a	7	13:16.524	8.528	95.165	1:51.900	96.772	7
4	SSPR	174	Davey TODD	Kawasaki - Longshot Racing	b	7	13:19.005	11.009	94.870	1:52.050	96.643	7
5	SSPR	56	Adam McLEAN	Kawasaki - MSS	a	7	13:20.008	12.012	94.751	1:52.944	95.878	4
6	SSPR	74	Joey THOMPSON	Kawasaki - Team ILR / JTR	a	7	13:29.514	21.518	93.638	1:54.000	94.989	7
7	SSPR	8	Christian ELKIN	Triumph 675 - Bob Wylie Racing	a	7	13:29.654	21.658	93.622	1:53.988	94.999	2
8	SSPR	59	Darryl TWEED	Triumph 675 - M & D Racing	a	7	13:35.089	27.093	92.998	1:54.894	94.250	4
9	SSPR	11	Dominic HERBERTSON	Kawasaki - WH Racing	b	7	13:40.950	32.954	92.334	1:55.770	93.537	3
10	SSPR	65	Michael SWEENEY	Yamaha - JWM	a	7	13:48.439	40.443	91.499	1:57.395	92.242	2
11	SSPR	109	Neil KERNOHAN	Yamaha - Logan Racing	c	7	13:49.438	41.442	91.389	1:55.467	93.783	7
12	SSPR	17	Mark GOODINGS	Kawasaki - PMH / Pennine Stone	b	7	13:50.627	42.631	91.258	1:57.237	92.367	3
13	SSPR	54	Sam JOHNSON	Kawasaki - Colin Dunlop Racing	c	7	14:07.596	59.600	89.431	1:59.476	90.636	5
14	SSPR	31	Brad VICARS	Honda	b	7	14:11.662	1:03.666	89.004	2:00.075	90.184	4
15	SSPR	119	Kris DUNCAN	Kawasaki - Bowerbank/Turrieff Caravans	b	7	14:13.733	1:05.737	88.788	1:58.887	91.085	6
16	SSPR	18	Callum LAIDLAW	Yamaha - MM Auto Repair	b	7	14:13.748	1:05.752	88.787	1:59.809	90.384	3
17	SSPR	71	Davy MORGAN	Yamaha - Magic Bullet	c	7	14:24.337	1:16.341	87.699	2:01.298	89.274	6
18	SSPR	29	Forest DUNN	Triumph 675	c	7	14:28.936	1:20.940	87.235	2:02.735	88.229	4
19	SSPR	93	Paul CRANSTON	Yamaha - P & J Fuel Haulage	c	7	14:31.779	1:23.783	86.950	2:02.816	88.171	7
20	SSPR	100	Patricia FERNANDEZ	Yamaha - Magic Bullet	c	6	12:54.673	1 Lap	83.871	2:06.174	85.824	5
21	SSPR	99	Paul FALLON	Yamaha	c	6	13:02.682	1 Lap	83.013	2:06.819	85.388	6

Fastest Lap


SSPR	3	Michael DUNLOP	Yamaha - MD Racing							1:50.326	98.153	7
------	---	----------------	--------------------	--	--	--	--	--	--	----------	--------	---

Not Classified

DNF	SSPR	164	Graham KENNEDY	Yamaha - O D Racing	b	5	10:16.061		87.887	2:00.279	90.031	4
DNF	SSPR	5	Thomas MAXWELL	Yamaha	b	3	6:16.361		86.317	2:03.599	87.612	3
DNF	SSPR	16	Richard CHARLTON	Yamaha - Michelin	c	1	2:11.604		82.283			

Provisional result to be confirmed by the Stewards of the Meeting subject to completion of technical inspections & the time limit for protests

Page 1 / 1

Circuit	Armoey	Signed	 Chief Timekeeper	Organising Club	Armoey MRRC
Length(miles)	3.0080			Race Started	11:57
Weather	Cloudy			Gp Time Diff - b	11.13 / c 23.69
Track	Drying	Issued At:	12:18		



ROADSIDE KIA ARMOY ROAD RACE

SUPERSPORT

Race 5 - Bayview Hotel Supersport

Saturday, 29 July 2017

DETAILED RESULT



Race Classification

1 3 Michael DUNLOP

Total Time **13:07.996** Avg Speed **96.195** Behind
Best Time **1:50.326** Best Speed **98.153** On **7** Gp **a**

Lap	Elapsed Time	Lap Time	Lap Speed
1	1:58.627	1:58.627	91.284
2	3:51.496	1:52.869	95.941
3	5:42.872	1:51.376	97.227
4	7:33.967	1:51.095	97.473
5	9:25.572	1:51.605	97.028
6	11:17.670	1:52.098	96.601
7	13:07.996	1:50.326	98.153

2 86 Derek McGEE

Total Time **13:11.299** Avg Speed **95.794** Behind **3.303**
Best Time **1:51.920** Best Speed **96.755** On **4** Gp **a**

Lap	Elapsed Time	Lap Time	Lap Speed
1	1:56.589	1:56.589	92.880
2	3:48.826	1:52.237	96.482
3	5:41.224	1:52.398	96.343
4	7:33.144	1:51.920	96.755
5	9:25.598	1:52.454	96.295
6	11:17.882	1:52.284	96.441
7	13:11.299	1:53.417	95.478

3 52 James COWTON

Total Time **13:16.524** Avg Speed **95.165** Behind **8.528**
Best Time **1:51.900** Best Speed **96.772** On **7** Gp **a**

Lap	Elapsed Time	Lap Time	Lap Speed
1	1:59.921	1:59.921	90.299
2	3:53.723	1:53.802	95.155
3	5:47.192	1:53.469	95.434
4	7:39.788	1:52.596	96.174
5	9:32.280	1:52.492	96.263
6	11:24.624	1:52.344	96.390
7	13:16.524	1:51.900	96.772

Race Classification

4 174 Davey TODD

Total Time **13:19.005** Avg Speed **94.870** Behind **11.009**
Best Time **1:52.050** Best Speed **96.643** On **7** Gp **b**

Lap	Elapsed Time	Lap Time	Lap Speed
1	2:00.465	2:00.465	89.892
2	3:54.183	1:53.718	95.225
3	5:47.949	1:53.766	95.185
4	7:41.647	1:53.698	95.242
5	9:34.413	1:52.766	96.029
6	11:26.955	1:52.542	96.220
7	13:19.005	1:52.050	96.643

5 56 Adam McLEAN

Total Time **13:20.008** Avg Speed **94.751** Behind **12.012**
Best Time **1:52.944** Best Speed **95.878** On **4** Gp **a**

Lap	Elapsed Time	Lap Time	Lap Speed
1	1:57.951	1:57.951	91.808
2	3:51.462	1:53.511	95.399
3	5:44.616	1:53.154	95.700
4	7:37.560	1:52.944	95.878
5	9:31.626	1:54.066	94.935
6	11:25.520	1:53.894	95.078
7	13:20.008	1:54.488	94.585

6 74 Joey THOMPSON

Total Time **13:29.514** Avg Speed **93.638** Behind **21.518**
Best Time **1:54.000** Best Speed **94.989** On **7** Gp **a**

Lap	Elapsed Time	Lap Time	Lap Speed
1	2:03.123	2:03.123	87.951
2	3:57.346	1:54.223	94.804
3	5:51.729	1:54.383	94.671
4	7:45.935	1:54.206	94.818
5	9:40.906	1:54.971	94.187
6	11:35.514	1:54.608	94.486
7	13:29.514	1:54.000	94.989

ROADSIDE KIA ARMOY ROAD RACE

SUPERSPORT

Race 5 - Bayview Hotel Supersport

Saturday, 29 July 2017

DETAILED RESULT



Race Classification

7 8 Christian ELKIN

Total Time **13:29.654** Avg Speed **93.622** Behind **21.658**
Best Time **1:53.988** Best Speed **94.999** On **2** Gp **a**

Lap	Elapsed Time	Lap Time	Lap Speed
1	1:58.572	1:58.572	91.327
2	3:52.560	1:53.988	94.999
3	5:47.338	1:54.778	94.346
4	7:43.018	1:55.680	93.610
5	9:37.968	1:54.950	94.204
6	11:34.294	1:56.326	93.090
7	13:29.654	1:55.360	93.870

8 59 Darryl TWEED

Total Time **13:35.089** Avg Speed **92.998** Behind **27.093**
Best Time **1:54.894** Best Speed **94.250** On **4** Gp **a**

Lap	Elapsed Time	Lap Time	Lap Speed
1	2:00.927	2:00.927	89.548
2	3:57.185	1:56.258	93.145
3	5:52.872	1:55.687	93.604
4	7:47.766	1:54.894	94.250
5	9:43.485	1:55.719	93.578
6	11:39.380	1:55.895	93.436
7	13:35.089	1:55.709	93.586

9 11 Dominic HERBERTSON

Total Time **13:40.950** Avg Speed **92.334** Behind **32.954**
Best Time **1:55.770** Best Speed **93.537** On **3** Gp **b**

Lap	Elapsed Time	Lap Time	Lap Speed
1	2:02.714	2:02.714	88.244
2	3:58.633	1:55.919	93.417
3	5:54.403	1:55.770	93.537
4	7:50.256	1:55.853	93.470
5	9:47.179	1:56.923	92.615
6	11:43.940	1:56.761	92.743
7	13:40.950	1:57.010	92.546

Race Classification

10 65 Michael SWEENEY

Total Time **13:48.439** Avg Speed **91.499** Behind **40.443**
Best Time **1:57.395** Best Speed **92.242** On **2** Gp **a**

Lap	Elapsed Time	Lap Time	Lap Speed
1	2:00.733	2:00.733	89.692
2	3:58.128	1:57.395	92.242
3	5:56.826	1:58.698	91.230
4	7:55.101	1:58.275	91.556
5	9:53.161	1:58.060	91.723
6	11:50.647	1:57.486	92.171
7	13:48.439	1:57.792	91.932

11 109 Neil KERNOHAN

Total Time **13:49.438** Avg Speed **91.389** Behind **41.442**
Best Time **1:55.467** Best Speed **93.783** On **7** Gp **c**

Lap	Elapsed Time	Lap Time	Lap Speed
1	2:04.314	2:04.314	87.108
2	4:00.644	1:56.330	93.087
3	6:00.768	2:00.124	90.147
4	7:58.816	1:58.048	91.732
5	9:57.332	1:58.516	91.370
6	11:53.971	1:56.639	92.840
7	13:49.438	1:55.467	93.783

12 17 Mark GOODINGS

Total Time **13:50.627** Avg Speed **91.258** Behind **42.631**
Best Time **1:57.237** Best Speed **92.367** On **3** Gp **b**

Lap	Elapsed Time	Lap Time	Lap Speed
1	2:03.591	2:03.591	87.618
2	4:01.000	1:57.409	92.231
3	5:58.237	1:57.237	92.367
4	7:55.648	1:57.411	92.230
5	9:53.551	1:57.903	91.845
6	11:51.734	1:58.183	91.627
7	13:50.627	1:58.893	91.080

ROADSIDE KIA ARMOY ROAD RACE

SUPERSPORT

Race 5 - Bayview Hotel Supersport

Saturday, 29 July 2017

DETAILED RESULT



Race Classification

13 54 Sam JOHNSON

Total Time **14:07.596** Avg Speed **89.431** Behind **59.600**
Best Time **1:59.476** Best Speed **90.636** On **5** Gp **c**

Lap	Elapsed Time	Lap Time	Lap Speed
1	2:07.897	2:07.897	84.668
2	4:07.388	1:59.491	90.624
3	6:07.307	1:59.919	90.301
4	8:08.064	2:00.757	89.674
5	10:07.540	1:59.476	90.636
6	12:07.761	2:00.221	90.074
7	14:07.596	1:59.835	90.364

14 31 Brad VICARS

Total Time **14:11.662** Avg Speed **89.004** Behind **1:03.666**
Best Time **2:00.075** Best Speed **90.184** On **4** Gp **b**

Lap	Elapsed Time	Lap Time	Lap Speed
1	2:08.191	2:08.191	84.474
2	4:09.386	2:01.195	89.350
3	6:09.574	2:00.188	90.099
4	8:09.649	2:00.075	90.184
5	10:09.837	2:00.188	90.099
6	12:10.673	2:00.836	89.616
7	14:11.662	2:00.989	89.502

15 119 Kris DUNCAN

Total Time **14:13.733** Avg Speed **88.788** Behind **1:05.737**
Best Time **1:58.887** Best Speed **91.085** On **6** Gp **b**

Lap	Elapsed Time	Lap Time	Lap Speed
1	2:10.422	2:10.422	83.029
2	4:12.702	2:02.280	88.557
3	6:13.325	2:00.623	89.774
4	8:14.023	2:00.698	89.718
5	10:14.495	2:00.472	89.886
6	12:13.382	1:58.887	91.085
7	14:13.733	2:00.351	89.977

Race Classification

16 18 Callum LAIDLAW

Total Time **14:13.748** Avg Speed **88.787** Behind **1:05.752**
Best Time **1:59.809** Best Speed **90.384** On **3** Gp **b**

Lap	Elapsed Time	Lap Time	Lap Speed
1	2:08.436	2:08.436	84.313
2	4:09.648	2:01.212	89.338
3	6:09.457	1:59.809	90.384
4	8:09.731	2:00.274	90.034
5	10:11.316	2:01.585	89.064
6	12:12.799	2:01.483	89.138
7	14:13.748	2:00.949	89.532

17 71 Davy MORGAN

Total Time **14:24.337** Avg Speed **87.699** Behind **1:16.341**
Best Time **2:01.298** Best Speed **89.274** On **6** Gp **c**

Lap	Elapsed Time	Lap Time	Lap Speed
1	2:10.114	2:10.114	83.225
2	4:12.380	2:02.266	88.568
3	6:14.448	2:02.068	88.711
4	8:17.031	2:02.583	88.339
5	10:19.661	2:02.630	88.305
6	12:20.959	2:01.298	89.274
7	14:24.337	2:03.378	87.769

18 29 Forest DUNN

Total Time **14:28.936** Avg Speed **87.235** Behind **1:20.940**
Best Time **2:02.735** Best Speed **88.229** On **4** Gp **c**

Lap	Elapsed Time	Lap Time	Lap Speed
1	2:08.805	2:08.805	84.071
2	4:13.096	2:04.291	87.125
3	6:15.867	2:02.771	88.203
4	8:18.602	2:02.735	88.229
5	10:21.597	2:02.995	88.043
6	12:24.670	2:03.073	87.987
7	14:28.936	2:04.266	87.142

ROADSIDE KIA ARMOY ROAD RACE

SUPERSPORT

Race 5 - Bayview Hotel Supersport

Saturday, 29 July 2017

DETAILED RESULT



Race Classification

19 93 Paul CRANSTON

Total Time **14:31.779** Avg Speed **86.950** Behind **1:23.783**
Best Time **2:02.816** Best Speed **88.171** On **7** Gp **c**

Lap	Elapsed Time	Lap Time	Lap Speed
1	2:11.717	2:11.717	82.213
2	4:15.743	2:04.026	87.311
3	6:19.942	2:04.199	87.189
4	8:22.978	2:03.036	88.013
5	10:26.074	2:03.096	87.970
6	12:28.963	2:02.889	88.119
7	14:31.779	2:02.816	88.171

20 100 Patricia FERNANDEZ

Total Time **12:54.673** Avg Speed **83.871** Behind **1 Lap**
Best Time **2:06.174** Best Speed **85.824** On **5** Gp **c**

Lap	Elapsed Time	Lap Time	Lap Speed
1	2:17.580	2:17.580	78.709
2	4:24.114	2:06.534	85.580
3	6:30.799	2:06.685	85.478
4	8:42.080	2:11.281	82.486
5	10:48.254	2:06.174	85.824
6	12:54.673	2:06.419	85.658

21 99 Paul FALLON

Total Time **13:02.682** Avg Speed **83.013** Behind **1 Lap**
Best Time **2:06.819** Best Speed **85.388** On **6** Gp **c**

Lap	Elapsed Time	Lap Time	Lap Speed
1	2:18.481	2:18.481	78.197
2	4:28.787	2:10.306	83.103
3	6:37.962	2:09.175	83.830
4	8:47.343	2:09.381	83.697
5	10:55.863	2:08.520	84.258
6	13:02.682	2:06.819	85.388

Not Classified

DNF 164 Graham KENNEDY

Total Time **10:16.061** Avg Speed **87.887** Behind
Best Time **2:00.279** Best Speed **90.031** On **4** Gp **b**

Lap	Elapsed Time	Lap Time	Lap Speed
1	2:09.958	2:09.958	83.325
2	4:10.381	2:00.423	89.923
3	6:11.068	2:00.687	89.726
4	8:11.347	2:00.279	90.031
5	10:16.061	2:04.714	86.829

Not Classified

DNF 5 Thomas MAXWELL

Total Time **6:16.361** Avg Speed **86.317** Behind
Best Time **2:03.599** Best Speed **87.612** On **3** Gp **b**

Lap	Elapsed Time	Lap Time	Lap Speed
1	2:08.137	2:08.137	84.510
2	4:12.762	2:04.625	86.891
3	6:16.361	2:03.599	87.612

DNF 16 Richard CHARLTON

Total Time **2:11.604** Avg Speed **82.283** Behind
Best Time Best Speed On Gp **c**

Lap	Elapsed Time	Lap Time	Lap Speed
1	2:11.604	2:11.604	82.283

ROADSIDE KIA ARMOY ROAD RACE

SUPERSPORT

Race 5 - Bayview Hotel Supersport

LAP CHART



1					2					3				
No	Name	Gp	Time of Day	Lap Time	No	Name	Gp	Time of Day	Lap Time	No	Name	Gp	Time of Day	Lap Time
86	Derek McGEE	a	11:59:24.976	1:56.589	86	Derek McGEE	a	12:01:17.213	1:52.237	86	Derek McGEE	a	12:03:09.611	1:52.398
56	Adam McLEAN	a	11:59:26.338	1:57.951	56	Adam McLEAN	a	12:01:19.849	1:53.511	3	Michael DUNLOP	a	12:03:11.259	1:51.376
8	Christian ELKIN	a	11:59:26.959	1:58.572	3	Michael DUNLOP	a	12:01:19.883	1:52.869	56	Adam McLEAN	a	12:03:13.003	1:53.154
3	Michael DUNLOP	a	11:59:27.014	1:58.627	8	Christian ELKIN	a	12:01:20.947	1:53.988	52	James COWTON	a	12:03:15.579	1:53.469
52	James COWTON	a	11:59:28.308	1:59.921	52	James COWTON	a	12:01:22.110	1:53.802	8	Christian ELKIN	a	12:03:15.725	1:54.778
174	Davey TODD	b	11:59:28.852	2:00.465	174	Davey TODD	b	12:01:22.570	1:53.718	174	Davey TODD	b	12:03:16.336	1:53.766
65	Michael SWEENEY	a	11:59:29.120	2:00.733	59	Darryl TWEED	a	12:01:25.572	1:56.258	74	Joey THOMPSON	a	12:03:20.116	1:54.383
59	Darryl TWEED	a	11:59:29.314	2:00.927	74	Joey THOMPSON	a	12:01:25.733	1:54.223	59	Darryl TWEED	a	12:03:21.259	1:55.687
11	Dominic HERBERTSON	b	11:59:31.101	2:02.714	65	Michael SWEENEY	a	12:01:26.515	1:57.395	11	Dominic HERBERTSON	b	12:03:22.790	1:55.770
74	Joey THOMPSON	a	11:59:31.510	2:03.123	11	Dominic HERBERTSON	b	12:01:27.020	1:55.919	65	Michael SWEENEY	a	12:03:25.213	1:58.698
17	Mark GOODINGS	b	11:59:31.978	2:03.591	109	Neil KERNOHAN	c	12:01:29.031	1:56.330	17	Mark GOODINGS	b	12:03:26.624	1:57.237
109	Neil KERNOHAN	c	11:59:32.701	2:04.314	17	Mark GOODINGS	b	12:01:29.387	1:57.409	109	Neil KERNOHAN	c	12:03:29.155	2:00.124
54	Sam JOHNSON	c	11:59:36.284	2:07.897	54	Sam JOHNSON	c	12:01:35.775	1:59.491	54	Sam JOHNSON	c	12:03:35.694	1:59.919
5	Thomas MAXWELL	b	11:59:36.524	2:08.137	31	Brad VICARS	b	12:01:37.773	2:01.195	18	Callum LAIDLAW	b	12:03:37.844	1:59.809
31	Brad VICARS	b	11:59:36.578	2:08.191	18	Callum LAIDLAW	b	12:01:38.035	2:01.212	31	Brad VICARS	b	12:03:37.961	2:00.188
18	Callum LAIDLAW	b	11:59:36.823	2:08.436	164	Graham KENNEDY	b	12:01:38.768	2:00.423	164	Graham KENNEDY	b	12:03:39.455	2:00.687
29	Forest DUNN	c	11:59:37.192	2:08.805	71	Davy MORGAN	c	12:01:40.767	2:02.266	119	Kris DUNCAN	b	12:03:41.712	2:00.623
164	Graham KENNEDY	b	11:59:38.345	2:09.958	119	Kris DUNCAN	b	12:01:41.089	2:02.280	71	Davy MORGAN	c	12:03:42.835	2:02.068
71	Davy MORGAN	c	11:59:38.501	2:10.114	5	Thomas MAXWELL	b	12:01:41.149	2:04.625	29	Forest DUNN	c	12:03:44.254	2:02.771
119	Kris DUNCAN	b	11:59:38.809	2:10.422	29	Forest DUNN	c	12:01:41.483	2:04.291	5	Thomas MAXWELL	b	12:03:44.748	2:03.599
16	Richard CHARLTON	c	11:59:39.991	2:11.604	93	Paul CRANSTON	c	12:01:44.130	2:04.026	93	Paul CRANSTON	c	12:03:48.329	2:04.199
93	Paul CRANSTON	c	11:59:40.104	2:11.717	100	Patricia FERNANDEZ	c	12:01:52.501	2:06.534	100	Patricia FERNANDEZ	c	12:03:59.186	2:06.685
100	Patricia FERNANDEZ	c	11:59:45.967	2:17.580	99	Paul FALLON	c	12:01:57.174	2:10.306	99	Paul FALLON	c	12:04:06.349	2:09.175
99	Paul FALLON	c	11:59:46.868	2:18.481										

ROADSIDE KIA ARMOY ROAD RACE

SUPERSPORT

Race 5 - Bayview Hotel Supersport

LAP CHART

**4**

No	Name	Gp	Time of Day	Lap Time
86	Derek McGEE	a	12:05:01.531	1:51.920
3	Michael DUNLOP	a	12:05:02.354	1:51.095
56	Adam McLEAN	a	12:05:05.947	1:52.944
52	James COWTON	a	12:05:08.175	1:52.596
174	Davey TODD	b	12:05:10.034	1:53.698
8	Christian ELKIN	a	12:05:11.405	1:55.680
74	Joey THOMPSON	a	12:05:14.322	1:54.206
59	Darryl TWEED	a	12:05:16.153	1:54.894
11	Dominic HERBERTSON	b	12:05:18.643	1:55.853
65	Michael SWEENEY	a	12:05:23.488	1:58.275
17	Mark GOODINGS	b	12:05:24.035	1:57.411
109	Neil KERNOHAN	c	12:05:27.203	1:58.048
54	Sam JOHNSON	c	12:05:36.451	2:00.757
31	Brad VICARS	b	12:05:38.036	2:00.075
18	Callum LAIDLAW	b	12:05:38.118	2:00.274
164	Graham KENNEDY	b	12:05:39.734	2:00.279
119	Kris DUNCAN	b	12:05:42.410	2:00.698
71	Davy MORGAN	c	12:05:45.418	2:02.583
29	Forest DUNN	c	12:05:46.989	2:02.735
93	Paul CRANSTON	c	12:05:51.365	2:03.036
100	Patricia FERNANDEZ	c	12:06:10.467	2:11.281
99	Paul FALLON	c	12:06:15.730	2:09.381

5

No	Name	Gp	Time of Day	Lap Time
3	Michael DUNLOP	a	12:06:53.959	1:51.605
86	Derek McGEE	a	12:06:53.985	1:52.454
56	Adam McLEAN	a	12:07:00.013	1:54.066
52	James COWTON	a	12:07:00.667	1:52.492
174	Davey TODD	b	12:07:02.800	1:52.766
8	Christian ELKIN	a	12:07:06.355	1:54.950
74	Joey THOMPSON	a	12:07:09.293	1:54.971
59	Darryl TWEED	a	12:07:11.872	1:55.719
11	Dominic HERBERTSON	b	12:07:15.566	1:56.923
65	Michael SWEENEY	a	12:07:21.548	1:58.060
17	Mark GOODINGS	b	12:07:21.938	1:57.903
109	Neil KERNOHAN	c	12:07:25.719	1:58.516
54	Sam JOHNSON	c	12:07:35.927	1:59.476
31	Brad VICARS	b	12:07:38.224	2:00.188
18	Callum LAIDLAW	b	12:07:39.703	2:01.585
119	Kris DUNCAN	b	12:07:42.882	2:00.472
164	Graham KENNEDY	b	12:07:44.448	2:04.714
71	Davy MORGAN	c	12:07:48.048	2:02.630
29	Forest DUNN	c	12:07:49.984	2:02.995
93	Paul CRANSTON	c	12:07:54.461	2:03.096
100	Patricia FERNANDEZ	c	12:08:16.641	2:06.174
99	Paul FALLON	c	12:08:24.250	2:08.520

7

No	Name	Gp	Time of Day	Lap Time
3	Michael DUNLOP	a	12:10:36.383	1:50.326
86	Derek McGEE	a	12:10:39.686	1:53.417
52	James COWTON	a	12:10:44.911	1:51.900
174	Davey TODD	b	12:10:47.392	1:52.050
56	Adam McLEAN	a	12:10:48.395	1:54.488
74	Joey THOMPSON	a	12:10:57.901	1:54.000
8	Christian ELKIN	a	12:10:58.041	1:55.360
59	Darryl TWEED	a	12:11:03.476	1:55.709
11	Dominic HERBERTSON	b	12:11:09.337	1:57.010
65	Michael SWEENEY	a	12:11:16.826	1:57.792
109	Neil KERNOHAN	c	12:11:17.825	1:55.467
17	Mark GOODINGS	b	12:11:19.014	1:58.893
54	Sam JOHNSON	c	12:11:35.983	1:59.835
31	Brad VICARS	b	12:11:40.049	2:00.989
119	Kris DUNCAN	b	12:11:42.120	2:00.351
18	Callum LAIDLAW	b	12:11:42.135	2:00.949
71	Davy MORGAN	c	12:11:52.724	2:03.378
29	Forest DUNN	c	12:11:57.323	2:04.266
93	Paul CRANSTON	c	12:12:00.166	2:02.816

6

No	Name	Gp	Time of Day	Lap Time
3	Michael DUNLOP	a	12:08:46.057	1:52.098
86	Derek McGEE	a	12:08:46.269	1:52.284
52	James COWTON	a	12:08:53.011	1:52.344
56	Adam McLEAN	a	12:08:53.907	1:53.894
174	Davey TODD	b	12:08:55.342	1:52.542
8	Christian ELKIN	a	12:09:02.681	1:56.326
74	Joey THOMPSON	a	12:09:03.901	1:54.608
59	Darryl TWEED	a	12:09:07.767	1:55.895
11	Dominic HERBERTSON	b	12:09:12.327	1:56.761
65	Michael SWEENEY	a	12:09:19.034	1:57.486
17	Mark GOODINGS	b	12:09:20.121	1:58.183
109	Neil KERNOHAN	c	12:09:22.358	1:56.639
54	Sam JOHNSON	c	12:09:36.148	2:00.221
31	Brad VICARS	b	12:09:39.060	2:00.836
18	Callum LAIDLAW	b	12:09:41.186	2:01.483
119	Kris DUNCAN	b	12:09:41.769	1:58.887
71	Davy MORGAN	c	12:09:49.346	2:01.298
29	Forest DUNN	c	12:09:53.057	2:03.073
93	Paul CRANSTON	c	12:09:57.350	2:02.889
100	Patricia FERNANDEZ	c	12:10:23.060	2:06.419
99	Paul FALLON	c	12:10:31.069	2:06.819

ROAD RACE - IRISH SUPERSPORT

2017

Pos	No.	Name	Total	Diff	Gap	#1 #2 #3 #4 #5 #6					
						R1	R1	R1	R1	R1	R1
1	86	Derek McGEE	103	0	0	25	20	25	x	13	20
2	82	Derek SHEILS	76	27	27	16	11	20	9	20	x
3	22	Paul JORDAN	71	32	5	13	10	7	16	25	x
4	56	Adam McLEAN	61	42	10	x	25	x	25	x	11
5	65	Michael SWEENEY	60	43	1	x	9	16	13	16	6
6	6	William DUNLOP	53	50	7	20	13	x	20	x	x
7	74	Davey TODD	37	66	16	x	x	13	11	x	13
8	24	Graham KENNEDY	34	69	3	11	x	8	7	8	x
9	52	James COWTON	32	71	2	x	16	x	x	x	16
10	59	Darryl TWEED	27	76	5	7	x	10	x	2	8
11	3	Michael DUNLOP	25	78	2	x	x	x	x	x	25
12	62	Sean CONNOLLY	24	79	1	8	x	5	4	7	x
13	96	Andy FARRELL	21	82	3	x	4	x	8	9	x
14	55	Raymond CASEY	17	86	4	x	x	x	6	11	x
15	71	Davy MORGAN	17	86	0	x	3	9	x	5	x
16	5	Thomas MAXWELL	16	87	1	5	x	1	x	10	x
17	111	Brian McCORMACK	16	87	0	x	6	x	10	x	x
18	138	Steven PROCTER	13	90	3	2	x	11	x	x	x
19	10	James CHAWKE	13	90	0	x	x	4	5	4	x
20	109	Neil KERNOHAN	11	92	2	x	x	6	x	x	5
21	98	Michael WELDON	11	92	0	9	2	x	x	x	x
22	74	Joey THOMPSON	10	93	1	x	x	x	x	x	10
23	38	Paul WILLIAMS	10	93	0	10	x	x	x	x	x
24	8	Christian ELKIN	9	94	1	x	x	x	x	x	9
25	8	Guy MARTIN	8	95	1	x	8	x	x	x	x
26	127	Stephen CASEY	8	95	0	x	x	x	2	6	x
27	93	Paul CRANSTON	8	95	0	6	x	2	x	x	x
28	11	Dominic HERBERTSON	7	96	1	x	x	x	x	x	7
29	27	Robert WILSON	7	96	0	x	7	x	x	x	x
30	54	Sam JOHNSON	6	97	1	3	x	x	x	x	3
31	14	Daniel COOPER	5	98	1	x	5	x	x	x	x
32	68	Gareth EVANS	5	98	0	1	1	x	3	x	x
33	17	Mark GOODINGS	4	99	1	x	x	x	x	x	4
34	40	Rhys HARDISTY	4	99	0	4	x	x	x	x	x
35	75	Kevin FITZPATRICK	3	100	1	x	x	x	x	3	x
36	164	Steve TOBIN	3	100	0	x	x	3	x	x	x
37	31	Brad VICARS	2	101	1	x	x	x	x	x	2
38	119	Kris DUNCAN	1	102	1	x	x	x	x	x	1
39	29	Forest DUNN	1	102	0	x	x	x	x	1	x
40	99	Paul FALLON	1	102	0	x	x	x	1	x	x

Event Legend

#1	21/04/2017	AROUND A POUND TANDRAGEE 100	#4	08/07/2017	PRINCIPAL INSURANCE RACE OF THE SOUTH
#2	28/04/2017	KDM HIRE COOKSTOWN 100	#5	22/07/2017	FAUGHEEN 50
#3	30/06/2017	AXA COUNTRY CREST SKERRIES 100	#6	28/07/2017	ROADSIDE KIA ARMOY ROAD RACE

ROAD RACE - ULSTER SUPERSPORT

2017

Pos	No.	Name	Total	Diff	Gap	#1	#2	#3
						R1	R1	R1
1	86	Derek McGEE	65	0	0	25	20	20
2	56	Adam McLEAN	36	29	29	x	25	11
3	6	William DUNLOP	33	32	3	20	13	x
4	52	James COWTON	32	33	1	x	16	16
5	82	Derek SHEILS	27	38	5	16	11	x
6	3	Michael DUNLOP	25	40	2	x	x	25
7	22	Paul JORDAN	23	42	2	13	10	x
8	65	Michael SWEENEY	15	50	8	x	9	6
9	59	Darryl TWEED	15	50	0	7	x	8
10	174	Davey TODD	13	52	2	x	x	13
11	24	Graham KENNEDY	11	54	2	11	x	x
12	98	Michael WELDON	11	54	0	9	2	x
13	74	Joey THOMPSON	10	55	1	x	x	10
14	38	Paul WILLIAMS	10	55	0	10	x	x
15	8	Christian ELKIN	9	56	1	x	x	9
16	8	Guy MARTIN	8	57	1	x	8	x
17	62	Sean CONNOLLY	8	57	0	8	x	x
18	11	Dominic HERBERTSON	7	58	1	x	x	7
19	27	Robert WILSON	7	58	0	x	7	x
20	111	Brian McCORMACK	6	59	1	x	6	x
21	93	Paul CRANSTON	6	59	0	6	x	x
22	54	Sam JOHNSON	6	59	0	3	x	3
23	109	Neil KERNOHAN	5	60	1	x	x	5
24	14	Daniel COOPER	5	60	0	x	5	x
25	5	Thomas MAXWELL	5	60	0	5	x	x
26	17	Mark GOODINGS	4	61	1	x	x	4
27	96	Andy FARRELL	4	61	0	x	4	x
28	40	Rhys HARDISTY	4	61	0	4	x	x
29	71	Davy MORGAN	3	62	1	x	3	x
30	31	Brad VICARS	2	63	1	x	x	2
31	138	Steven PROCTER	2	63	0	2	x	x
32	68	Gareth EVANS	2	63	0	1	1	x
33	119	Kris DUNCAN	1	64	1	x	x	1

Event Legend

#1	21/04/2017	AROUND A POUND TANDRAGEE 100	#3	28/07/2017	ROADSIDE KIA ARMOY ROAD RACE
#2	28/04/2017	KDM HIRE COOKSTOWN 100			