



## ARMOY ROAD RACE

*The Race of Legends*

**Friday 28<sup>th</sup> & Saturday 29<sup>th</sup> July 2017**

promoted by  
**Armoyn Motorcycle Road Racing Club**  
[www.amrrc.com](http://www.amrrc.com)

**MOLLY'S BAR & RESTAURANT**  
**MOTO 3 (125cc GP)**



**2&4**  
WHEEL MOTORSPORT  
STEERING GROUP LTD.

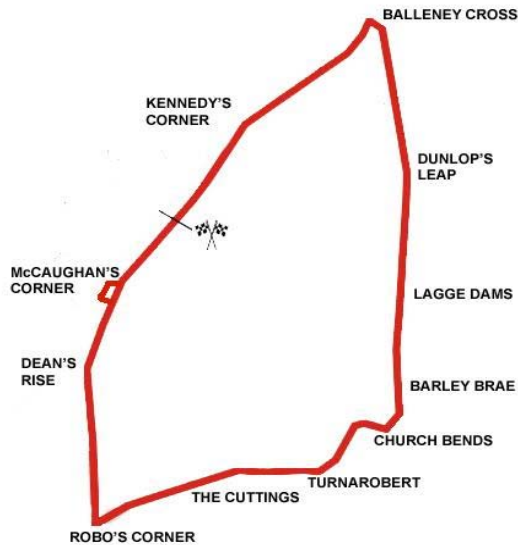


**Causeway  
Coast & Glens  
Borough Council**



**tourism  
northernireland**

# Armoey Circuit 3.008 miles



## Lap Records

Class	Rider	Machine	m s	mph	Year
125cc	William Dunlop	Honda	2 02.397	88.473	2010
Moto 3	Christian Elkin	Honda 250	2 03.375	87.771	2014
250cc	Michael Sweeney	Honda	1 52.439	96.308	2013
Lightweight Supersport	Seamus Elliott	Yamaha 400	1 56.932	92.608	2015
Supertwin	Ryan Farquhar	Kawasaki	1 50.379	98.106	2015
Supersport	William Dunlop	Yamaha	1 43.834	104.290	2015
Superbike	Michael Dunlop	Honda	1 41.382	106.812	2013
Senior Support	Connor Behan	Kawasaki 636	1 50.783	97.748	2013
Junior Support	Mark Hanna	Kawasaki 650	1 54.969	94.189	2013
Classic 1000cc	Robert McCrum	Norton Weslake 950	2 06.649	85.502	2013
Classic 500cc	Richard Lambourne	Norton	2 10.738	82.828	2013
Classic 350cc	Barry Davidson	Honda	2 14.308	80.627	2016
Classic 250cc	Kevin Strowger	Suzuki	2 18.625	78.116	2013
Forgotten Era	Gary Miller	Yamaha 347	2 17.298	78.871	2016

## MOST WINS at ARMOY ROAD RACE

Michael Dunlop	14	2009-16	(125-1, 250-1, Supersport-2, Superbike-10)
Ryan Farquhar	12	2009-15	(450-3, Supertwin-5, Supersport-1, Superbike-3)
William Dunlop	11	2010-16	(125-2, 250-3, Supersport-6)
Barry Davidson	5	2012-16	(Classic 350-5)
Allan Brew	3	2009-13	(Classic 350-1, Classic 500-2)
Robert McCrum	3	2010-14	(Classic 1000-3)
Philip Shaw	3	2010-15	(Classic 250-3)
Richard Ford	3	2011-15	(Classic 1000-3)
Guy Martin	3	2014-15	(Supersport-1, Superbike-2)
Christian Elkin	3	2013-16	(Moto 3-3)

## MOST WINS AT ALL IRISH ROAD RACE MEETINGS (after Faughen 50 2017)

Ryan Farquhar	211	1995-16
Joey Dunlop	156	1971-00
Robert Dunlop	135	1980-08
William Dunlop	119	2005-17
Ray McCullough	109	1960-82
Phillip McCallen	109	1987-99
Michael Dunlop	97	2006-16
Brian Reid	78	1980-94
Darran Lindsay	74	1999-06
James Courtney	66	1992-99

# ROADSIDE KIA ARMOY ROAD RACE



## MOTO 3 (125cc GP)


### Moto 3 (125cc GP) Qualifying

Friday, 28 July 2017

Pos	Class	No	Name	Machine / Sponsor	----- Best Lap -----			On	Laps
					Time	Behind	Speed		
<b>Qualifying Classification</b>									
1	125R	56	Adam McLEAN	Honda 125 - Mark Hanna Racing	2:06.884		85.344	7	7
2	M3	8	Christian ELKIN	Honda 250 Moto 3 - Bob Wylie Racing	2:07.054	0.170	85.230	7	7
3	125R	6	Derek McGEE	Honda 125 - Joey's Bar MCC	2:08.646	1.762	84.175	5	5
4	125R	74	Joey THOMPSON	Honda 125 - JTR	2:09.877	2.993	83.377	7	7
5	M3	18	Paul ROBINSON	Honda 250 Moto 3 - CB Racing	2:12.126	5.242	81.958	7	7
6	M3	3	Gary DUNLOP	Honda 250 Moto 3 - Joey's Bar MCC	2:12.334	5.450	81.829	7	7
7	125R	22	Paul JORDAN	Honda 125 - Joey's Bar MCC	2:13.632	6.748	81.034	6	6
8	M3	12	Ian LOUGHER	Honda 250 Moto 3 - Team ILR	2:14.548	7.664	80.483	6	6
9	125R	86	Nigel MOORE	Honda 125	2:15.444	8.560	79.950	7	7
10	M3	30	Melissa KENNEDY	Honda 250 Moto 3 - K.N.R.	2:17.574	10.690	78.713	6	7
11	125R	109	Neil KERNOHAN	Honda 125 - Logan Racing	2:17.676	10.792	78.654	6	7
12	M3	33	Sam DUNLOP	Honda 250 Moto 3 - Solitude Motors	2:19.560	12.676	77.592	6	6
13	125R	54	Sam JOHNSON	Honda 125 - Mago Racing	2:23.318	16.434	75.558	5	5
14	125R	15	Peter McKILLOP	Honda 125	2:24.504	17.620	74.938	7	7
15	125R	9	Chris MEYER	Honda 125	2:25.483	18.599	74.433	6	6
16	125R	29	Gary JORDAN	Honda 125 - PSC Racing	2:25.803	18.919	74.270	6	6
17	125R	7	Sarah BOYES	Honda 125 - Steve Boyes Race Prep	2:25.850	18.966	74.246	4	6
18	M3	14	Jack SANDS	Honda 250 Moto 3	2:27.528	20.644	73.402	2	5
19	125R	69	Ronnie SCOTT	Honda 125	2:28.006	21.122	73.165	4	5
20	125R	53	Bryan ALLAN	Honda	2:33.020	26.136	70.767	5	5
21	125R	49	Malcolm LOVE	Aprilia 125	3:08.982	1:02.098	57.301	1	1
22	M3	2	Sam WILSON	Honda 250 Moto 3	3:12.247	1:05.363	56.328	1	1
23	125R	4	Jamie O'BRIEN	Honda 125 - Gilmore	3:14.190	1:07.306	55.764	1	1

Provisional result to be confirmed by the Stewards of the Meeting subject to completion of technical inspections & the time limit for protests

Page 1 / 1

Circuit	<b>Armoiy</b>	Signed		Organising Club	<b>Armoiy MRRC</b>
Length(miles)	<b>3.0080</b>		Chief Timekeeper	Qualifying Started	<b>14:16</b>
Weather	<b>Cloudy</b>	Issued At:	15:50		
Track	<b>Damp</b>				



# ROADSIDE KIA ARMOY ROAD RACE

## MOTO 3 (125cc GP)

### Moto 3 (125cc GP) Qualifying

Friday, 28 July 2017

## DETAILED RESULT



### Qualifying Classification

Position

#### **1** 56 Adam McLEAN

125R Behind **0.170**  
Best Time **2:06.884** Best Speed **85.344** On **7** Gp

Lap	Elapsed Time	Lap Time	Lap Speed
1	2:23.228	2:23.228	75.605
2	4:37.239	2:14.011	80.805
3	1:19:49.315	1:15:12.076	2.400
4	1:21:59.021	2:09.706	83.487
5	1:24:07.604	2:08.583	84.216
6	1:26:16.040	2:08.436	84.313
7	1:28:22.924	2:06.884	85.344

#### **2** 8 Christian ELKIN

M3 Behind **0.170**  
Best Time **2:07.054** Best Speed **85.230** On **7** Gp

Lap	Elapsed Time	Lap Time	Lap Speed
1	2:26.361	2:26.361	73.987
2	4:40.902	2:14.541	80.487
3	1:19:51.298	1:15:10.396	2.401
4	1:21:59.465	2:08.167	84.490
5	1:24:07.992	2:08.527	84.253
6	1:26:15.987	2:07.995	84.603
7	1:28:23.041	2:07.054	85.230

#### **3** 6 Derek McGEE

125R Behind **1.762**  
Best Time **2:08.646** Best Speed **84.175** On **5** Gp

Lap	Elapsed Time	Lap Time	Lap Speed
1	2:26.809	2:26.809	73.761
2	4:43.866	2:17.057	79.009
3	1:19:51.185	1:15:07.319	2.402
4	1:22:01.164	2:09.979	83.312
5	1:24:09.810	2:08.646	84.175

#### **4** 74 Joey THOMPSON

125R Behind **2.993**  
Best Time **2:09.877** Best Speed **83.377** On **7** Gp

Lap	Elapsed Time	Lap Time	Lap Speed
1	2:28.696	2:28.696	72.825
2	4:47.348	2:18.652	78.101
3	1:20:32.919	1:15:45.571	2.382
4	1:22:45.608	2:12.689	81.610
5	1:24:56.145	2:10.537	82.956
6	1:27:08.003	2:11.858	82.125
7	1:29:17.880	2:09.877	83.377

### Qualifying Classification

Position

#### **5** 18 Paul ROBINSON

M3 Behind **5.242**  
Best Time **2:12.126** Best Speed **81.958** On **7** Gp

Lap	Elapsed Time	Lap Time	Lap Speed
1	3:01.057	3:01.057	59.809
2	5:25.051	2:23.994	75.203
3	1:20:31.915	1:15:06.864	2.403
4	1:22:57.113	2:25.198	74.580
5	1:25:11.128	2:14.015	80.803
6	1:27:25.741	2:14.613	80.444
7	1:29:37.867	2:12.126	81.958

#### **6** 3 Gary DUNLOP

M3 Behind **5.450**  
Best Time **2:12.334** Best Speed **81.829** On **7** Gp

Lap	Elapsed Time	Lap Time	Lap Speed
1	2:58.297	2:58.297	60.735
2	5:23.432	2:25.135	74.612
3	1:20:31.395	1:15:07.963	2.402
4	1:22:51.558	2:20.163	77.259
5	1:25:06.880	2:15.322	80.022
6	1:27:21.525	2:14.645	80.425
7	1:29:33.859	2:12.334	81.829

#### **7** 22 Paul JORDAN

125R Behind **6.748**  
Best Time **2:13.632** Best Speed **81.034** On **6** Gp

Lap	Elapsed Time	Lap Time	Lap Speed
1	2:28.409	2:28.409	72.966
2	4:49.754	2:21.345	76.613
3	1:20:43.677	1:15:53.923	2.378
4	1:23:02.823	2:19.146	77.823
5	1:25:19.610	2:16.787	79.165
6	1:27:33.242	2:13.632	81.034

#### **8** 12 Ian LOUGHER

M3 Behind **7.664**  
Best Time **2:14.548** Best Speed **80.483** On **6** Gp

Lap	Elapsed Time	Lap Time	Lap Speed
1	3:07.130	3:07.130	57.868
2	1:20:32.757	1:17:25.627	2.331
3	1:22:52.679	2:19.922	77.392
4	1:25:09.682	2:17.003	79.041
5	1:27:25.485	2:15.803	79.739
6	1:29:40.033	2:14.548	80.483

# ROADSIDE KIA ARMOY ROAD RACE

## MOTO 3 (125cc GP)

### Moto 3 (125cc GP) Qualifying

Friday, 28 July 2017

## DETAILED RESULT



### Qualifying Classification

Position

#### 9 86 Nigel MOORE

125R Behind **8.560**  
Best Time **2:15.444** Best Speed **79.950** On **7** Gp

Lap	Elapsed Time	Lap Time	Lap Speed
1	3:00.864	3:00.864	59.873
2	5:26.386	2:25.522	74.413
3	1:20:33.597	1:15:07.211	2.403
4	1:22:53.419	2:19.822	77.447
5	1:25:10.662	2:17.243	78.902
6	1:27:27.412	2:16.750	79.187
7	1:29:42.856	2:15.444	79.950

### Qualifying Classification

Position

#### 13 54 Sam JOHNSON

125R Behind **16.434**  
Best Time **2:23.318** Best Speed **75.558** On **5** Gp

Lap	Elapsed Time	Lap Time	Lap Speed
1	3:09.700	3:09.700	57.084
2	1:20:15.553	1:17:05.853	2.341
3	1:22:40.558	2:25.005	74.679
4	1:25:04.802	2:24.244	75.073
5	1:27:28.120	2:23.318	75.558

#### 10 30 Melissa KENNEDY

M3 Behind **10.690**  
Best Time **2:17.574** Best Speed **78.713** On **6** Gp

Lap	Elapsed Time	Lap Time	Lap Speed
1	3:07.935	3:07.935	57.620
2	5:43.045	2:35.110	69.814
3	1:20:11.639	1:14:28.594	2.423
4	1:22:32.897	2:21.258	76.660
5	1:24:52.375	2:19.478	77.638
6	1:27:09.949	2:17.574	78.713
7	1:29:30.968	2:21.019	76.790

#### 11 109 Neil KERNOHAN

125R Behind **10.792**  
Best Time **2:17.676** Best Speed **78.654** On **6** Gp

Lap	Elapsed Time	Lap Time	Lap Speed
1	2:57.159	2:57.159	61.125
2	5:27.995	2:30.836	71.792
3	1:20:27.268	1:14:59.273	2.407
4	1:22:45.628	2:18.360	78.265
5	1:25:04.082	2:18.454	78.212
6	1:27:21.758	2:17.676	78.654
7	1:29:40.252	2:18.494	78.190

#### 12 33 Sam DUNLOP

M3 Behind **12.676**  
Best Time **2:19.560** Best Speed **77.592** On **6** Gp

Lap	Elapsed Time	Lap Time	Lap Speed
1	3:07.604	3:07.604	57.722
2	1:20:43.305	1:17:35.701	2.326
3	1:23:09.516	2:26.211	74.063
4	1:25:32.999	2:23.483	75.471
5	1:27:56.406	2:23.407	75.511
6	1:30:15.966	2:19.560	77.592

#### 14 15 Peter McKILLOP

125R Behind **17.620**  
Best Time **2:24.504** Best Speed **74.938** On **7** Gp

Lap	Elapsed Time	Lap Time	Lap Speed
1	2:52.183	2:52.183	62.891
2	5:26.382	2:34.199	70.226
3	1:20:05.602	1:14:39.220	2.418
4	1:22:34.101	2:28.499	72.922
5	1:25:00.554	2:26.453	73.940
6	1:27:25.990	2:25.436	74.457
7	1:29:50.494	2:24.504	74.938

#### 15 9 Chris MEYER

125R Behind **18.599**  
Best Time **2:25.483** Best Speed **74.433** On **6** Gp

Lap	Elapsed Time	Lap Time	Lap Speed
1	2:50.365	2:50.365	63.562
2	5:23.472	2:33.107	70.727
3	1:20:28.906	1:15:05.434	2.403
4	1:22:58.953	2:30.047	72.169
5	1:25:26.132	2:27.179	73.576
6	1:27:51.615	2:25.483	74.433

#### 16 29 Gary JORDAN

125R Behind **18.919**  
Best Time **2:25.803** Best Speed **74.270** On **6** Gp

Lap	Elapsed Time	Lap Time	Lap Speed
1	2:58.364	2:58.364	60.712
2	5:34.485	2:36.121	69.362
3	1:20:50.092	1:15:15.607	2.398
4	1:23:21.500	2:31.408	71.521
5	1:25:50.626	2:29.126	72.615
6	1:28:16.429	2:25.803	74.270

# ROADSIDE KIA ARMOY ROAD RACE

## MOTO 3 (125cc GP)

### Moto 3 (125cc GP) Qualifying

Friday, 28 July 2017

## DETAILED RESULT



### Qualifying Classification

Position

#### 17 7 Sarah BOYES

125R Behind 18.966

Best Time 2:25.850 Best Speed 74.246 On 4 Gp

Lap	Elapsed Time	Lap Time	Lap Speed
1	3:25.965	3:25.965	52.576
2	1:20:27.992	1:17:02.027	2.343
3	1:22:58.080	2:30.088	72.150
4	1:25:23.930	2:25.850	74.246
5	1:27:50.325	2:26.395	73.970
6	1:30:18.628	2:28.303	73.018

#### 18 14 Jack SANDS

M3 Behind 20.644

Best Time 2:27.528 Best Speed 73.402 On 2 Gp

Lap	Elapsed Time	Lap Time	Lap Speed
1	1:20:15.754	1:20:15.754	2.249
2	1:22:43.282	2:27.528	73.402
3	1:25:12.734	2:29.452	72.457
4	1:27:40.559	2:27.825	73.254
5	1:30:08.771	2:28.212	73.063

#### 19 69 Ronnie SCOTT

125R Behind 21.122

Best Time 2:28.006 Best Speed 73.165 On 4 Gp

Lap	Elapsed Time	Lap Time	Lap Speed
1	3:25.581	3:25.581	52.674
2	1:20:50.574	1:17:24.993	2.331
3	1:23:24.667	2:34.093	70.274
4	1:25:52.673	2:28.006	73.165
5	1:28:21.285	2:28.612	72.866

#### 20 53 Bryan ALLAN

125R Behind 26.136

Best Time 2:33.020 Best Speed 70.767 On 5 Gp

Lap	Elapsed Time	Lap Time	Lap Speed
1	3:13.275	3:13.275	56.028
2	1:20:49.226	1:17:35.951	2.326
3	1:23:32.089	2:42.863	66.490
4	1:26:09.936	2:37.847	68.603
5	1:28:42.956	2:33.020	70.767

#### 21 49 Malcolm LOVE

125R Behind 1:02.098

Best Time 3:08.982 Best Speed 57.301 On 1 Gp

Lap	Elapsed Time	Lap Time	Lap Speed
1	3:08.982	3:08.982	57.301

### Qualifying Classification

Position

#### 22 2 Sam WILSON

M3 Behind 1:05.363

Best Time 3:12.247 Best Speed 56.328 On 1 Gp

Lap	Elapsed Time	Lap Time	Lap Speed
1	3:12.247	3:12.247	56.328

#### 23 4 Jamie O'BRIEN

125R Behind 1:07.306

Best Time 3:14.190 Best Speed 55.764 On 1 Gp

Lap	Elapsed Time	Lap Time	Lap Speed
1	3:14.190	3:14.190	55.764

# ROADSIDE KIA ARMOY ROAD RACE

MOTO 3 (125cc GP)

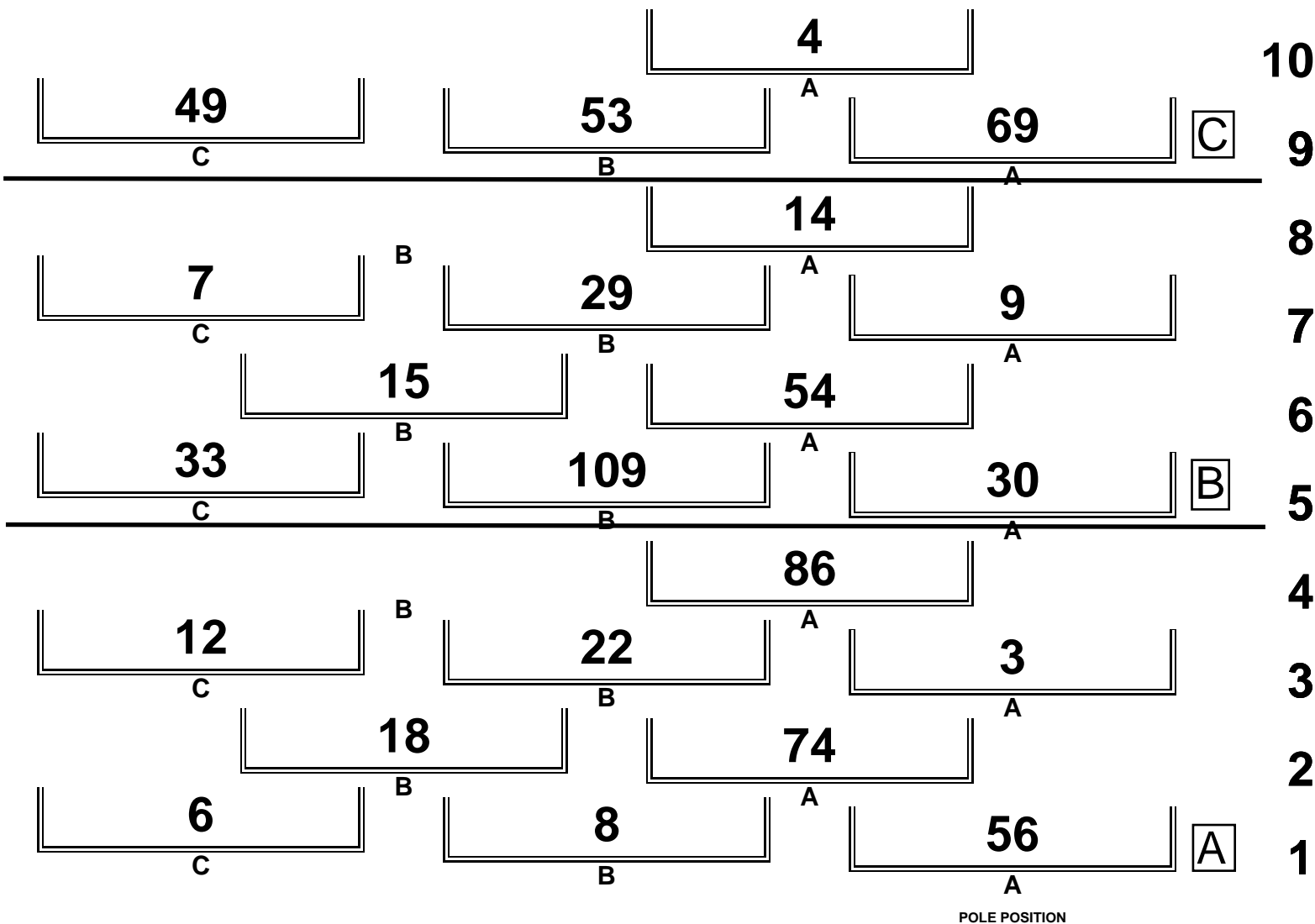
Armoys 3.008 miles

R4: Molly's Bar & Restaurant Moto 3 (125cc GP)


29/07/2017 11:40

Race (7 Laps)

## RACE 4 - MOTO 3 (125GP)



POLE POSITION



Promoted by Armoys MRRC

Orbits

Provisional result to be confirmed by the Stewards of the Meeting subject to the completion of technical inspections and the time limit for protests  
 MCUI (Ulster Centre) Timing @ www.elaps-timing.com



Ride on Delta Seven

# ROADSIDE KIA ARMOY ROAD RACE



## MOTO 3 (125cc GP)

### Race 4 - Molly's Bar & Restaurant Moto 3 (125cc GP)

Saturday, 29 July 2017

Pos	Class	No	Name	Machine / Sponsor	Gp	Lap	Total Time	Behind	Speed	-----Best Lap-----		
										Time	Speed	On
<b>Race Classification</b>												
1	M3	8	Christian ELKIN	Honda 250 Moto 3 - Bob Wylie Racing	a	7	14:48.852		85.280	2:05.837	86.054	2
2	125R	56	Adam McLEAN	Honda 125 - Mark Hanna Racing	a	7	15:04.176	15.324	83.835	2:07.093	85.204	5
3	M3	18	Paul ROBINSON	Honda 250 Moto 3 - CB Racing	a	7	15:10.033	21.181	83.295	2:07.463	84.956	5
4	M3	12	Ian LOUGHER	Honda 250 Moto 3 - Team ILR	a	7	15:17.630	28.778	82.606	2:09.024	83.929	6
5	M3	3	Gary DUNLOP	Honda 250 Moto 3 - Joey's Bar MCC	a	7	15:18.551	29.699	82.523	2:08.119	84.521	6
6	125R	22	Paul JORDAN	Honda 125 - Joey's Bar MCC	a	7	15:23.780	34.928	82.056	2:09.038	83.919	5
7	M3	30	Melissa KENNEDY	Honda 250 Moto 3 - K.N.R.	b	7	15:37.180	48.328	80.883	2:11.779	82.174	6
8	125R	2	Sam WILSON	Honda 125	c	7	15:45.730	56.878	80.151	2:11.390	82.417	3
9	125R	86	Nigel MOORE	Honda 125	a	7	15:52.097	1:03.245	79.615	2:14.552	80.480	7
10	M3	33	Sam DUNLOP	Honda 250 Moto 3 - Solitude Motors	b	7	16:20.078	1:31.226	77.342	2:18.030	78.453	7
11	125R	9	Chris MEYER	Honda 125	b	7	16:33.917	1:45.065	76.266	2:20.329	77.167	2
12	125R	7	Sarah BOYES	Honda 125 - Steve Boyes Race Prep	b	7	16:43.925	1:55.073	75.505	2:20.829	76.893	7
13	125R	15	Peter McKILLOP	Honda 125	b	7	16:44.172	1:55.320	75.487	2:19.633	77.552	7
14	125R	14	Jack SANDS	Honda 125	b	7	16:49.246	2:00.394	75.107	2:21.920	76.302	4
15	125R	4	Jamie O'BRIEN	Honda 125 - Gilmore	c	6	14:56.988	1 Lap	72.434	2:24.090	75.153	5
16	125R	53	Bryan ALLAN	Honda 125	c	6	15:02.219	1 Lap	72.014	2:26.237	74.050	6
17	125R	69	Ronnie SCOTT	Honda 125	c	6	15:05.055	1 Lap	71.789	2:27.106	73.612	5

#### Fastest Lap


M3	8	Christian ELKIN	Honda 250 Moto 3 - Bob Wylie Racing	2:05.837	86.054	2
----	---	-----------------	-------------------------------------	----------	--------	---

#### Not Classified

<b>DNF</b>	125R	6	Derek McGEE	Honda 125 - Joey's Bar MCC	a	5	10:57.297		82.374	2:09.668	83.512	4
<b>DNF</b>	125R	74	Joey THOMPSON	Honda 125 - JTR	a	4	8:41.557		83.050	2:07.528	84.913	4
<b>DNF</b>	125R	109	Neil KERNOHAN	Honda 125 - Logan Racing	b	1	2:22.689		75.891			
<b>DNF</b>	125R	54	Sam JOHNSON	Honda 125 - Mago Racing	b	1	2:28.316		73.012			
<b>DNF</b>	125R	29	Gary JORDAN	Honda 125 - PSC Racing	b	1	2:31.742		71.363			

Provisional result to be confirmed by the Stewards of the Meeting subject to completion of technical inspections & the time limit for protests

Page 1 / 1

Circuit	<b>Armoy</b>	Signed		Organising Club	<b>Armoy MRRC</b>
Length(miles)	<b>3.0080</b>		Chief Timekeeper	Race Started	<b>11:26</b>
Weather	<b>Cloudy</b>	Issued At:	11:47	Gp Time Diff - b 14.00 / c 29.23	
Track	<b>Drying</b>				





# ROADSIDE KIA ARMOY ROAD RACE

## MOTO 3 (125cc GP)

### Race 4 - Molly's Bar & Restaurant Moto 3 (125cc GP)

Saturday, 29 July 2017

## DETAILED RESULT



### Race Classification

#### **1** 8 Christian ELKIN

Total Time **14:48.852** Avg Speed **85.280** Behind  
Best Time **2:05.837** Best Speed **86.054** On **2** Gp **a**

Lap	Elapsed Time	Lap Time	Lap Speed
1	2:10.413	2:10.413	83.035
2	4:16.250	2:05.837	86.054
3	6:22.146	2:05.896	86.014
4	8:28.161	2:06.015	85.933
5	10:35.273	2:07.112	85.191
6	12:41.750	2:06.477	85.619
7	14:48.852	2:07.102	85.198

#### **2** 56 Adam McLEAN

Total Time **15:04.176** Avg Speed **83.835** Behind **15.324**  
Best Time **2:07.093** Best Speed **85.204** On **5** Gp **a**

Lap	Elapsed Time	Lap Time	Lap Speed
1	2:14.195	2:14.195	80.695
2	4:23.009	2:08.814	84.065
3	6:31.143	2:08.134	84.512
4	8:39.375	2:08.232	84.447
5	10:46.468	2:07.093	85.204
6	12:55.451	2:08.983	83.955
7	15:04.176	2:08.725	84.124

#### **3** 18 Paul ROBINSON

Total Time **15:10.033** Avg Speed **83.295** Behind **21.181**  
Best Time **2:07.463** Best Speed **84.956** On **5** Gp **a**

Lap	Elapsed Time	Lap Time	Lap Speed
1	2:14.985	2:14.985	80.222
2	4:25.000	2:10.015	83.289
3	6:34.057	2:09.057	83.907
4	8:41.811	2:07.754	84.763
5	10:49.274	2:07.463	84.956
6	12:59.214	2:09.940	83.337
7	15:10.033	2:10.819	82.777

### Race Classification

#### **4** 12 Ian LOUGHER

Total Time **15:17.630** Avg Speed **82.606** Behind **28.778**  
Best Time **2:09.024** Best Speed **83.929** On **6** Gp **a**

Lap	Elapsed Time	Lap Time	Lap Speed
1	2:16.971	2:16.971	79.059
2	4:27.418	2:10.447	83.013
3	6:37.056	2:09.638	83.531
4	8:47.868	2:10.812	82.781
5	10:57.835	2:09.967	83.320
6	13:06.859	2:09.024	83.929
7	15:17.630	2:10.771	82.807

#### **5** 3 Gary DUNLOP

Total Time **15:18.551** Avg Speed **82.523** Behind **29.699**  
Best Time **2:08.119** Best Speed **84.521** On **6** Gp **a**

Lap	Elapsed Time	Lap Time	Lap Speed
1	2:18.431	2:18.431	78.225
2	4:30.316	2:11.885	82.108
3	6:41.681	2:11.365	82.433
4	8:51.526	2:09.845	83.398
5	11:00.376	2:08.850	84.042
6	13:08.495	2:08.119	84.521
7	15:18.551	2:10.056	83.263

#### **6** 22 Paul JORDAN

Total Time **15:23.780** Avg Speed **82.056** Behind **34.928**  
Best Time **2:09.038** Best Speed **83.919** On **5** Gp **a**

Lap	Elapsed Time	Lap Time	Lap Speed
1	2:20.908	2:20.908	76.850
2	4:32.736	2:11.828	82.143
3	6:43.715	2:10.979	82.676
4	8:53.511	2:09.796	83.429
5	11:02.549	2:09.038	83.919
6	13:11.611	2:09.062	83.904
7	15:23.780	2:12.169	81.931

# ROADSIDE KIA ARMOY ROAD RACE

## MOTO 3 (125cc GP)

### Race 4 - Molly's Bar & Restaurant Moto 3 (125cc GP)

Saturday, 29 July 2017

## DETAILED RESULT



### Race Classification

#### **7** 30 Melissa KENNEDY

Total Time **15:37.180** Avg Speed **80.883** Behind **48.328**  
Best Time **2:11.779** Best Speed **82.174** On **6** Gp **b**

Lap	Elapsed Time	Lap Time	Lap Speed
1	2:18.807	2:18.807	78.013
2	4:33.106	2:14.299	80.632
3	6:47.895	2:14.789	80.339
4	9:01.118	2:13.223	81.283
5	11:13.510	2:12.392	81.793
6	13:25.289	2:11.779	82.174
7	15:37.180	2:11.891	82.104

### Race Classification

#### **10** 33 Sam DUNLOP

Total Time **16:20.078** Avg Speed **77.342** Behind **1:31.226**  
Best Time **2:18.030** Best Speed **78.453** On **7** Gp **b**

Lap	Elapsed Time	Lap Time	Lap Speed
1	2:25.927	2:25.927	74.207
2	4:45.014	2:19.087	77.856
3	7:04.945	2:19.931	77.387
4	9:24.170	2:19.225	77.779
5	11:43.765	2:19.595	77.573
6	14:02.048	2:18.283	78.309
7	16:20.078	2:18.030	78.453

#### **8** 2 Sam WILSON

Total Time **15:45.730** Avg Speed **80.151** Behind **56.878**  
Best Time **2:11.390** Best Speed **82.417** On **3** Gp **c**

Lap	Elapsed Time	Lap Time	Lap Speed
1	2:20.287	2:20.287	77.190
2	4:32.716	2:12.429	81.771
3	6:44.106	2:11.390	82.417
4	8:58.044	2:13.938	80.849
5	11:14.271	2:16.227	79.491
6	13:30.226	2:15.955	79.650
7	15:45.730	2:15.504	79.915

#### **11** 9 Chris MEYER

Total Time **16:33.917** Avg Speed **76.266** Behind **1:45.065**  
Best Time **2:20.329** Best Speed **77.167** On **2** Gp **b**

Lap	Elapsed Time	Lap Time	Lap Speed
1	2:27.595	2:27.595	73.368
2	4:47.924	2:20.329	77.167
3	7:09.289	2:21.365	76.602
4	9:30.719	2:21.430	76.566
5	11:51.842	2:21.123	76.733
6	14:12.845	2:21.003	76.798
7	16:33.917	2:21.072	76.761

#### **9** 86 Nigel MOORE

Total Time **15:52.097** Avg Speed **79.615** Behind **1:03.245**  
Best Time **2:14.552** Best Speed **80.480** On **7** Gp **a**

Lap	Elapsed Time	Lap Time	Lap Speed
1	2:21.137	2:21.137	76.725
2	4:36.189	2:15.052	80.182
3	6:51.496	2:15.307	80.031
4	9:06.649	2:15.153	80.123
5	11:22.573	2:15.924	79.668
6	13:37.545	2:14.972	80.230
7	15:52.097	2:14.552	80.480

#### **12** 7 Sarah BOYES

Total Time **16:43.925** Avg Speed **75.505** Behind **1:55.073**  
Best Time **2:20.829** Best Speed **76.893** On **7** Gp **b**

Lap	Elapsed Time	Lap Time	Lap Speed
1	2:31.073	2:31.073	71.679
2	4:52.833	2:21.760	76.388
3	7:14.938	2:22.105	76.203
4	9:37.580	2:22.642	75.916
5	12:00.633	2:23.053	75.698
6	14:23.096	2:22.463	76.011
7	16:43.925	2:20.829	76.893

# ROADSIDE KIA ARMOY ROAD RACE

## MOTO 3 (125cc GP)

### Race 4 - Molly's Bar & Restaurant Moto 3 (125cc GP)

Saturday, 29 July 2017

## DETAILED RESULT



### Race Classification

#### **13** 15 Peter McKILLOP

Total Time **16:44.172** Avg Speed **75.487** Behind **1:55.320**  
 Best Time **2:19.633** Best Speed **77.552** On **7** Gp **b**

Lap	Elapsed Time	Lap Time	Lap Speed
1	2:36.270	2:36.270	69.295
2	4:59.184	2:22.914	75.771
3	7:22.686	2:23.502	75.461
4	9:44.527	2:21.841	76.345
5	12:04.728	2:20.201	77.238
6	14:24.539	2:19.811	77.453
7	16:44.172	2:19.633	77.552

#### **14** 14 Jack SANDS

Total Time **16:49.246** Avg Speed **75.107** Behind **2:00.394**  
 Best Time **2:21.920** Best Speed **76.302** On **4** Gp **b**

Lap	Elapsed Time	Lap Time	Lap Speed
1	2:32.440	2:32.440	71.036
2	4:55.986	2:23.546	75.438
3	7:19.315	2:23.329	75.552
4	9:41.235	2:21.920	76.302
5	12:03.690	2:22.455	76.016
6	14:26.875	2:23.185	75.628
7	16:49.246	2:22.371	76.060

#### **15** 4 Jamie O'BRIEN

Total Time **14:56.988** Avg Speed **72.434** Behind **1 Lap**  
 Best Time **2:24.090** Best Speed **75.153** On **5** Gp **c**

Lap	Elapsed Time	Lap Time	Lap Speed
1	2:38.050	2:38.050	68.515
2	5:08.738	2:30.688	71.862
3	7:40.140	2:31.402	71.523
4	10:07.736	2:27.596	73.368
5	12:31.826	2:24.090	75.153
6	14:56.988	2:25.162	74.598

#### **16** 53 Bryan ALLAN

Total Time **15:02.219** Avg Speed **72.014** Behind **1 Lap**  
 Best Time **2:26.237** Best Speed **74.050** On **6** Gp **c**

Lap	Elapsed Time	Lap Time	Lap Speed
1	2:38.069	2:38.069	68.507
2	5:09.433	2:31.364	71.541
3	7:39.237	2:29.804	72.286
4	10:07.897	2:28.660	72.843
5	12:35.982	2:28.085	73.126
6	15:02.219	2:26.237	74.050

### Race Classification

#### **17** 69 Ronnie SCOTT

Total Time **15:05.055** Avg Speed **71.789** Behind **1 Lap**  
 Best Time **2:27.106** Best Speed **73.612** On **5** Gp **c**

Lap	Elapsed Time	Lap Time	Lap Speed
1	2:42.204	2:42.204	66.760
2	5:11.045	2:28.841	72.754
3	7:40.303	2:29.258	72.551
4	10:08.859	2:28.556	72.894
5	12:35.965	2:27.106	73.612
6	15:05.055	2:29.090	72.633

### Not Classified

#### **DNF** 6 Derek McGEE

Total Time **10:57.297** Avg Speed **82.374** Behind  
 Best Time **2:09.668** Best Speed **83.512** On **4** Gp **a**

Lap	Elapsed Time	Lap Time	Lap Speed
1	2:15.168	2:15.168	80.114
2	4:26.950	2:11.782	82.172
3	6:37.419	2:10.469	82.999
4	8:47.087	2:09.668	83.512
5	10:57.297	2:10.210	83.164

#### **DNF** 74 Joey THOMPSON

Total Time **8:41.557** Avg Speed **83.050** Behind  
 Best Time **2:07.528** Best Speed **84.913** On **4** Gp **a**

Lap	Elapsed Time	Lap Time	Lap Speed
1	2:15.845	2:15.845	79.714
2	4:25.125	2:09.280	83.762
3	6:34.029	2:08.904	84.007
4	8:41.557	2:07.528	84.913

#### **DNF** 109 Neil KERNOHAN

Total Time **2:22.689** Avg Speed **75.891** Behind  
 Best Time Best Speed On Gp **b**

Lap	Elapsed Time	Lap Time	Lap Speed
1	2:22.689	2:22.689	75.891

#### **DNF** 54 Sam JOHNSON

Total Time **2:28.316** Avg Speed **73.012** Behind  
 Best Time Best Speed On Gp **b**

Lap	Elapsed Time	Lap Time	Lap Speed
1	2:28.316	2:28.316	73.012

# ROADSIDE KIA ARMOY ROAD RACE

MOTO 3 (125cc GP)

Race 4 - Molly's Bar & Restaurant Moto 3 (125cc GP)

Saturday, 29 July 2017

## DETAILED RESULT



### Not Classified

**DNF** 29 Gary JORDAN

Total Time	2:31.742	Avg Speed	71.363	Behind	
Best Time		Best Speed		On	Gp b
<i>Lap</i>	<i>Elapsed Time</i>	<i>Lap Time</i>	<i>Lap Speed</i>		
1	2:31.742	2:31.742	71.363		

# ROADSIDE KIA ARMOY ROAD RACE

## MOTO 3 (125cc GP)

### Race 4 - Molly's Bar & Restaurant Moto 3 (125cc GP)

## LAP CHART



1					3					5				
No	Name	Gp	Time of Day	Lap Time	No	Name	Gp	Time of Day	Lap Time	No	Name	Gp	Time of Day	Lap Time
8	Christian ELKIN	a	11:28:57.184	2:10.413	8	Christian ELKIN	a	11:33:08.917	2:05.896	8	Christian ELKIN	a	11:37:22.044	2:07.112
56	Adam McLEAN	a	11:29:00.966	2:14.195	56	Adam McLEAN	a	11:33:17.914	2:08.134	56	Adam McLEAN	a	11:37:33.239	2:07.093
18	Paul ROBINSON	a	11:29:01.756	2:14.985	74	Joey THOMPSON	a	11:33:20.800	2:08.904	18	Paul ROBINSON	a	11:37:36.045	2:07.463
6	Derek McGEE	a	11:29:01.939	2:15.168	18	Paul ROBINSON	a	11:33:20.828	2:09.057	6	Derek McGEE	a	11:37:44.068	2:10.210
74	Joey THOMPSON	a	11:29:02.616	2:15.845	12	Ian LOUGHER	a	11:33:23.827	2:09.638	12	Ian LOUGHER	a	11:37:44.606	2:09.967
12	Ian LOUGHER	a	11:29:03.742	2:16.971	6	Derek McGEE	a	11:33:24.190	2:10.469	3	Gary DUNLOP	a	11:37:47.147	2:08.850
3	Gary DUNLOP	a	11:29:05.202	2:18.431	3	Gary DUNLOP	a	11:33:28.452	2:11.365	22	Paul JORDAN	a	11:37:49.320	2:09.038
30	Melissa KENNEDY	b	11:29:05.578	2:18.807	22	Paul JORDAN	a	11:33:30.486	2:10.979	30	Melissa KENNEDY	b	11:38:00.281	2:12.392
2	Sam WILSON	c	11:29:07.058	2:20.287	2	Sam WILSON	c	11:33:30.877	2:11.390	2	Sam WILSON	c	11:38:01.042	2:16.227
22	Paul JORDAN	a	11:29:07.679	2:20.908	30	Melissa KENNEDY	b	11:33:34.666	2:14.789	86	Nigel MOORE	a	11:38:09.344	2:15.924
86	Nigel MOORE	a	11:29:07.908	2:21.137	86	Nigel MOORE	a	11:33:38.267	2:15.307	33	Sam DUNLOP	b	11:38:30.536	2:19.595
109	Neil KERNOHAN	b	11:29:09.460	2:22.689	33	Sam DUNLOP	b	11:33:51.716	2:19.931	9	Chris MEYER	b	11:38:38.613	2:21.123
33	Sam DUNLOP	b	11:29:12.698	2:25.927	9	Chris MEYER	b	11:33:56.060	2:21.365	7	Sarah BOYES	b	11:38:47.404	2:23.053
9	Chris MEYER	b	11:29:14.366	2:27.595	7	Sarah BOYES	b	11:34:01.709	2:22.105	14	Jack SANDS	b	11:38:50.461	2:22.455
54	Sam JOHNSON	b	11:29:15.087	2:28.316	14	Jack SANDS	b	11:34:06.086	2:23.329	15	Peter McKILLOP	b	11:38:51.499	2:20.201
7	Sarah BOYES	b	11:29:17.844	2:31.073	15	Peter McKILLOP	b	11:34:09.457	2:23.502	4	Jamie O'BRIEN	c	11:39:18.597	2:24.090
29	Gary JORDAN	b	11:29:18.513	2:31.742	53	Bryan ALLAN	c	11:34:26.008	2:29.804	69	Ronnie SCOTT	c	11:39:22.736	2:27.106
14	Jack SANDS	b	11:29:19.211	2:32.440	4	Jamie O'BRIEN	c	11:34:26.911	2:31.402	53	Bryan ALLAN	c	11:39:22.753	2:28.085
15	Peter McKILLOP	b	11:29:23.041	2:36.270	69	Ronnie SCOTT	c	11:34:27.074	2:29.258					
4	Jamie O'BRIEN	c	11:29:24.821	2:38.050										
53	Bryan ALLAN	c	11:29:24.840	2:38.069										
69	Ronnie SCOTT	c	11:29:28.975	2:42.204										

2					4					6				
No	Name	Gp	Time of Day	Lap Time	No	Name	Gp	Time of Day	Lap Time	No	Name	Gp	Time of Day	Lap Time
8	Christian ELKIN	a	11:31:03.021	2:05.837	8	Christian ELKIN	a	11:35:14.932	2:06.015	8	Christian ELKIN	a	11:39:28.521	2:06.477
56	Adam McLEAN	a	11:31:09.780	2:08.814	56	Adam McLEAN	a	11:35:26.146	2:08.232	56	Adam McLEAN	a	11:39:42.222	2:08.983
18	Paul ROBINSON	a	11:31:11.771	2:10.015	74	Joey THOMPSON	a	11:35:28.328	2:07.528	18	Paul ROBINSON	a	11:39:45.985	2:09.940
74	Joey THOMPSON	a	11:31:11.896	2:09.280	18	Paul ROBINSON	a	11:35:28.582	2:07.754	12	Ian LOUGHER	a	11:39:53.630	2:09.024
6	Derek McGEE	a	11:31:13.721	2:11.782	6	Derek McGEE	a	11:35:33.858	2:09.668	3	Gary DUNLOP	a	11:39:55.266	2:08.119
12	Ian LOUGHER	a	11:31:14.189	2:10.447	12	Ian LOUGHER	a	11:35:34.639	2:10.812	22	Paul JORDAN	a	11:39:58.382	2:09.062
3	Gary DUNLOP	a	11:31:17.087	2:11.885	3	Gary DUNLOP	a	11:35:38.297	2:09.845	30	Melissa KENNEDY	b	11:40:12.060	2:11.779
2	Sam WILSON	c	11:31:19.487	2:12.429	22	Paul JORDAN	a	11:35:40.282	2:09.796	2	Sam WILSON	c	11:40:16.997	2:15.955
22	Paul JORDAN	a	11:31:19.507	2:11.828	2	Sam WILSON	c	11:35:44.815	2:13.938	86	Nigel MOORE	a	11:40:24.316	2:14.972
30	Melissa KENNEDY	b	11:31:19.877	2:14.299	30	Melissa KENNEDY	b	11:35:47.889	2:13.223	33	Sam DUNLOP	b	11:40:48.819	2:18.283
86	Nigel MOORE	a	11:31:22.960	2:15.052	86	Nigel MOORE	a	11:35:53.420	2:15.153	9	Chris MEYER	b	11:40:59.616	2:21.003
33	Sam DUNLOP	b	11:31:31.785	2:19.087	33	Sam DUNLOP	b	11:36:10.941	2:19.225	7	Sarah BOYES	b	11:41:09.867	2:22.463
9	Chris MEYER	b	11:31:34.695	2:20.329	9	Chris MEYER	b	11:36:17.490	2:21.430	15	Peter McKILLOP	b	11:41:11.310	2:19.811
7	Sarah BOYES	b	11:31:39.604	2:21.760	7	Sarah BOYES	b	11:36:24.351	2:22.642	14	Jack SANDS	b	11:41:13.646	2:23.185
14	Jack SANDS	b	11:31:42.757	2:23.546	14	Jack SANDS	b	11:36:28.006	2:21.920	4	Jamie O'BRIEN	c	11:41:43.759	2:25.162
15	Peter McKILLOP	b	11:31:45.955	2:22.914	15	Peter McKILLOP	b	11:36:31.298	2:21.841	53	Bryan ALLAN	c	11:41:48.990	2:26.237
4	Jamie O'BRIEN	c	11:31:55.509	2:30.688	4	Jamie O'BRIEN	c	11:36:54.507	2:27.596	69	Ronnie SCOTT	c	11:41:51.826	2:29.090
53	Bryan ALLAN	c	11:31:56.204	2:31.364	53	Bryan ALLAN	c	11:36:54.668	2:28.660					
69	Ronnie SCOTT	c	11:31:57.816	2:28.841	69	Ronnie SCOTT	c	11:36:55.630	2:28.556					

# ROADSIDE KIA ARMOY ROAD RACE

## MOTO 3 (125cc GP)

### Race 4 - Molly's Bar & Restaurant Moto 3 (125cc GP)

## LAP CHART



7

No	Name	Gp	Time of Day	Lap Time
8	Christian ELKIN	a	11:41:35.623	2:07.102
56	Adam McLEAN	a	11:41:50.947	2:08.725
18	Paul ROBINSON	a	11:41:56.804	2:10.819
12	Ian LOUGHER	a	11:42:04.401	2:10.771
3	Gary DUNLOP	a	11:42:05.322	2:10.056
22	Paul JORDAN	a	11:42:10.551	2:12.169
30	Melissa KENNEDY	b	11:42:23.951	2:11.891
2	Sam WILSON	c	11:42:32.501	2:15.504
86	Nigel MOORE	a	11:42:38.868	2:14.552
33	Sam DUNLOP	b	11:43:06.849	2:18.030
9	Chris MEYER	b	11:43:20.688	2:21.072
7	Sarah BOYES	b	11:43:30.696	2:20.829
15	Peter McKILLOP	b	11:43:30.943	2:19.633
14	Jack SANDS	b	11:43:36.017	2:22.371

**ROAD RACE - IRISH MOTO 3 (125GP)**

2017

Pos	No.	Name	Total	Diff	Gap	#1 #2 #3 #4 #5				
						R1	R1	R1	R1	R1
1	86	Nigel MOORE	65	0	0	16	13	16	13	7
2	18	Paul ROBINSON	61	4	4	x	20	x	25	16
3	2	Sam WILSON	53	12	8	20	25	x	x	8
4	3	Gary DUNLOP	52	13	1	x	11	20	10	11
5	56	Adam McLEAN	50	15	2	25	5	x	x	20
6	6	Derek McGEE	45	20	5	x	x	25	20	x
7	109	Neil KERNOHAN	40	25	5	11	x	13	16	x
8	54	Sam JOHNSON	29	36	11	10	8	11	x	x
9	8	Christian ELKIN	25	40	4	x	x	x	x	25
10	30	Melissa KENNEDY	25	40	0	9	7	x	x	9
11	60	Stephen BOYES	17	48	8	7	2	8	x	x
12	33	Sam DUNLOP	17	48	0	x	x	x	11	6
13	7	Justin WARING	16	49	1	x	16	x	x	x
14	12	Ian LOUGHER	13	52	3	x	x	x	x	13
15	130	Dean STIMPSON	13	52	0	13	x	x	x	x
16	69	Ronnie SCOTT	12	53	1	x	3	9	x	x
17	7	Sarah BOYES	12	53	0	8	x	x	x	4
18	14	Jack SANDS	12	53	0	x	10	x	x	2
19	22	Paul JORDAN	10	55	2	x	x	x	x	10
20	34	Sean LEONARD	10	55	0	x	x	10	x	x
21	4	Jamie O'BRIEN	10	55	0	x	9	x	x	1
22	15	Peter McKILLOP	7	58	3	x	4	x	x	3
23	29	Gary JORDAN	6	59	1	x	6	x	x	x
24	9	Chris MEYER	5	60	1	x	x	x	x	5

**Event Legend**

#1	21/04/2017	AROUND A POUND TANDRAGEE 100	#4	22/07/2017	FAUGHEEN 50
#2	28/04/2017	KDM HIRE COOKSTOWN 100	#5	28/07/2017	ROADSIDE KIA ARMOY ROAD RACE
#3	30/06/2017	AXA COUNTRY CREST SKERRIES 100			

**ROAD RACE - ULSTER MOTO 3 (125GP)**

2017

Pos	No.	Name	Total	Diff	Gap	#1	#2	#3
						R1	R1	R1
1	2	Sam WILSON	53	0	0	20	25	8
2	56	Adam McLEAN	50	3	3	25	5	20
3	18	Paul ROBINSON	36	17	14	x	20	16
4	86	Nigel MOORE	36	17	0	16	13	7
5	8	Christian ELKIN	25	28	11	x	x	25
6	30	Melissa KENNEDY	25	28	0	9	7	9
7	3	Gary DUNLOP	22	31	3	x	11	11
8	54	Sam JOHNSON	18	35	4	10	8	x
9	7	Justin WARING	16	37	2	x	16	x
10	12	Ian LOUGHER	13	40	3	x	x	13
11	130	Dean STIMPSON	13	40	0	13	x	x
12	7	Sarah BOYES	12	41	1	8	x	4
13	14	Jack SANDS	12	41	0	x	10	2
14	109	Neil KERNOHAN	11	42	1	11	x	x
15	22	Paul JORDAN	10	43	1	x	x	10
16	4	Jamie O'BRIEN	10	43	0	x	9	1
17	60	Stephen BOYES	9	44	1	7	2	x
18	15	Peter McKILLOP	7	46	2	x	4	3
19	33	Sam DUNLOP	6	47	1	x	x	6
20	29	Gary JORDAN	6	47	0	x	6	x
21	9	Chris MEYER	5	48	1	x	x	5
22	69	Ronnie SCOTT	3	50	2	x	3	x

**Event Legend**

#1	21/04/2017	AROUND A POUND TANDRAGEE 100	#3	28/07/2017	ROADSIDE KIA ARMOY ROAD RACE
#2	28/04/2017	KDM HIRE COOKSTOWN 100			