



ARMOY ROAD RACE

The Race of Legends

Friday 28th & Saturday 29th July 2017

promoted by
Armoyn Motorcycle Road Racing Club
www.amrrc.com



**LIGHTWEIGHT SUPERSPORT
&
250cc GP**

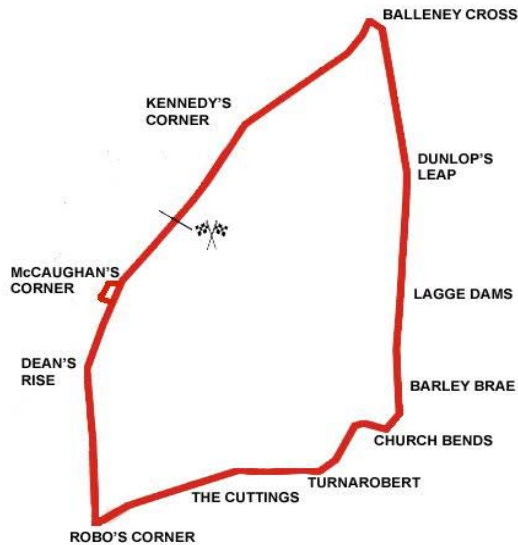


**Causeway
Coast & Glens
Borough Council**



**tourism
northernireland**

Armoy Circuit 3.008 miles



Lap Records

Class	Rider	Machine	m s	mph	Year
125cc	William Dunlop	Honda	2 02.397	88.473	2010
Moto 3	Christian Elkin	Honda 250	2 03.375	87.771	2014
250cc	Michael Sweeney	Honda	1 52.439	96.308	2013
Lightweight Supersport	Seamus Elliott	Yamaha 400	1 56.932	92.608	2015
Supertwin	Ryan Farquhar	Kawasaki	1 50.379	98.106	2015
Supersport	William Dunlop	Yamaha	1 43.834	104.290	2015
Superbike	Michael Dunlop	Honda	1 41.382	106.812	2013
Senior Support	Connor Behan	Kawasaki 636	1 50.783	97.748	2013
Junior Support	Mark Hanna	Kawasaki 650	1 54.969	94.189	2013
Classic 1000cc	Robert McCrum	Norton Weslake 950	2 06.649	85.502	2013
Classic 500cc	Richard Lambourne	Norton	2 10.738	82.828	2013
Classic 350cc	Barry Davidson	Honda	2 14.308	80.627	2016
Classic 250cc	Kevin Strowger	Suzuki	2 18.625	78.116	2013
Forgotten Era	Gary Miller	Yamaha 347	2 17.298	78.871	2016

MOST WINS at ARMOY ROAD RACE

Michael Dunlop	14	2009-16	(125-1, 250-1, Supersport-2, Superbike-10)
Ryan Farquhar	12	2009-15	(450-3, Supertwin-5, Supersport-1, Superbike-3)
William Dunlop	11	2010-16	(125-2, 250-3, Supersport-6)
Barry Davidson	5	2012-16	(Classic 350-5)
Allan Brew	3	2009-13	(Classic 350-1, Classic 500-2)
Robert McCrum	3	2010-14	(Classic 1000-3)
Philip Shaw	3	2010-15	(Classic 250-3)
Richard Ford	3	2011-15	(Classic 1000-3)
Guy Martin	3	2014-15	(Supersport-1, Superbike-2)
Christian Elkin	3	2013-16	(Moto 3-3)

MOST WINS AT ALL IRISH ROAD RACE MEETINGS (after Faughen 50 2017)

Ryan Farquhar	211	1995-16
Joey Dunlop	156	1971-00
Robert Dunlop	135	1980-08
William Dunlop	119	2005-17
Ray McCullough	109	1960-82
Phillip McCallen	109	1987-99
Michael Dunlop	97	2006-16
Brian Reid	78	1980-94
Darran Lindsay	74	1999-06
James Courtney	66	1992-99

ROADSIDE KIA ARMOY ROAD RACE

LIGHTWEIGHT SUPERSPORT & 250cc GP

Lightweight Qualifying


Friday, 28 July 2017



Pos	Class	No	Name	Machine / Sponsor	----- Best Lap -----			On	Laps
					Time	Behind	Speed		
Qualifying Classification									
1	250R	109	Neil KERNOHAN	Honda - Logan Racing	2:04.256		87.149	5	5
2	LWSR	59	Darryl TWEED	Kawasaki 400 - M & D Racing	2:05.212	0.956	86.484	3	5
3	LWSR	97	Seamus ELLIOTT	Yamaha 400	2:08.549	4.293	84.239	5	5
4	LWSR	11	Callum LAIDLAW	Yamaha 400 - R T & E Racing	2:08.584	4.328	84.216	3	5
5	LWSR	28	Paul GARTLAND	Yamaha 400 - R T & E Racing	2:09.700	5.444	83.491	3	3
6	LWSR	134	Tam NICHOLL	Honda 400 - Fletcher/Bayview Hotel	2:13.444	9.188	81.149	5	5
7	LWSR	6	Alan JOHNSTON	Kawasaki 400 - Shay D Racing	2:14.150	9.894	80.722	3	5
8	LWSR	12	Richard FORD	Kawasaki 400	2:15.339	11.083	80.012	5	5
9	FERA	51	Gareth KEYS	Yamaha 347 - HK Racing	2:16.511	12.255	79.325	5	5
10	LWSR	42	Brian LOUGHLIN	Kawasaki 400 - G2-Tech	2:17.751	13.495	78.611	2	3
11	LWSR	171	Dave WALSH	KTM 450 - DRW Racing	2:17.937	13.681	78.505	5	5
12	LWSR	316	Stephen MORRISON	Kawasaki 400 - NAB Racing	2:19.229	14.973	77.777	5	5
13	LWSR	88	Peter FLETCHER	Kawasaki 400 - Bayview Hotel	2:19.343	15.087	77.713	5	5
14	LWSR	138	Derek WILKIE	Kawasaki 400	2:20.211	15.955	77.232	5	5
15	LWSR	32	Aaron BOYD	Kawasaki 400 - V White	2:21.942	17.686	76.290	5	5
16	250R	81	Vic ALLAN	Yamaha	2:23.601	19.345	75.409	4	5
17	LWSR	66	Mark SHIELDS	Honda 400 - McCrea	2:24.723	20.467	74.824	4	5
18	250R	25	Bryan HARDING	Honda	2:26.955	22.699	73.688	4	5
19	250R	4	Jamie O'BRIEN	Yamaha	2:27.512	23.256	73.410	4	4
20	LWSR	57	Roy BEATTIE	Kawasaki 400 - BSR	2:32.459	28.203	71.028	4	4
21	LWSR	179	James ROTHERY	Yamaha 400	2:35.959	31.703	69.434	4	4

Provisional result to be confirmed by the Stewards of the Meeting subject to completion of technical inspections & the time limit for protests

Page 1 / 1

Circuit	Armoiy	Signed		Organising Club	Armoiy MRRC
Length(miles)	3.0080		Chief Timekeeper	Qualifying Started	16:25
Weather	Cloudy	Issued At:	16:42		
Track	Dry				



ROADSIDE KIA ARMOY ROAD RACE

LIGHTWEIGHT SUPERSPORT & 250cc GP

Lightweight Qualifying

Friday, 28 July 2017

DETAILED RESULT



Qualifying Classification

Position

1 109 Neil KERNOHAN

250R			Behind		
Best Time	2:04.256	Best Speed	87.149	On	5 Gp
Lap	Elapsed Time	Lap Time	Lap Speed		
1	2:30.032	2:30.032	72.177		
2	4:42.590	2:12.558	81.691		
3	6:48.940	2:06.350	85.705		
4	8:54.846	2:05.906	86.007		
5	10:59.102	2:04.256	87.149		

2 59 Darryl TWEED

LWSR			Behind		0.956
Best Time	2:05.212	Best Speed	86.484	On	3 Gp
Lap	Elapsed Time	Lap Time	Lap Speed		
1	2:15.591	2:15.591	79.864		
2	4:20.925	2:05.334	86.400		
3	6:26.137	2:05.212	86.484		
4	8:32.239	2:06.102	85.873		
5	10:38.391	2:06.152	85.839		

3 97 Seamus ELLIOTT

LWSR			Behind		4.293
Best Time	2:08.549	Best Speed	84.239	On	5 Gp
Lap	Elapsed Time	Lap Time	Lap Speed		
1	2:39.130	2:39.130	68.050		
2	4:52.143	2:13.013	81.412		
3	7:06.428	2:14.285	80.640		
4	9:15.325	2:08.897	84.011		
5	11:23.874	2:08.549	84.239		

4 11 Callum LAIDLAW

LWSR			Behind		4.328
Best Time	2:08.584	Best Speed	84.216	On	3 Gp
Lap	Elapsed Time	Lap Time	Lap Speed		
1	2:30.171	2:30.171	72.110		
2	4:40.687	2:10.516	82.969		
3	6:49.271	2:08.584	84.216		
4	8:57.855	2:08.584	84.216		
5	11:06.603	2:08.748	84.108		

Qualifying Classification

Position

5 28 Paul GARTLAND

LWSR			Behind		5.444
Best Time	2:09.700	Best Speed	83.491	On	3 Gp
Lap	Elapsed Time	Lap Time	Lap Speed		
1	2:27.307	2:27.307	73.512		
2	4:42.753	2:15.446	79.949		
3	6:52.453	2:09.700	83.491		

6 134 Tam NICHOLL

LWSR			Behind		9.188
Best Time	2:13.444	Best Speed	81.149	On	5 Gp
Lap	Elapsed Time	Lap Time	Lap Speed		
1	2:39.121	2:39.121	68.054		
2	4:56.282	2:17.161	78.950		
3	7:13.765	2:17.483	78.765		
4	9:30.171	2:16.406	79.387		
5	11:43.615	2:13.444	81.149		

7 6 Alan JOHNSTON

LWSR			Behind		9.894
Best Time	2:14.150	Best Speed	80.722	On	3 Gp
Lap	Elapsed Time	Lap Time	Lap Speed		
1	2:51.295	2:51.295	63.217		
2	5:06.437	2:15.142	80.129		
3	7:20.587	2:14.150	80.722		
4	9:35.402	2:14.815	80.323		
5	11:51.937	2:16.535	79.312		

8 12 Richard FORD

LWSR			Behind		11.083
Best Time	2:15.339	Best Speed	80.012	On	5 Gp
Lap	Elapsed Time	Lap Time	Lap Speed		
1	3:09.515	3:09.515	57.140		
2	5:41.415	2:31.900	71.289		
3	8:00.627	2:19.212	77.786		
4	10:17.785	2:17.158	78.951		
5	12:33.124	2:15.339	80.012		

ROADSIDE KIA ARMOY ROAD RACE

LIGHTWEIGHT SUPERSPORT & 250cc GP

Lightweight Qualifying

Friday, 28 July 2017

DETAILED RESULT



Qualifying Classification

Position

9 51 Gareth KEYS

FERA Behind 12.255

Best Time 2:16.511 Best Speed 79.325 On 5 Gp

Lap	Elapsed Time	Lap Time	Lap Speed
1	2:51.323	2:51.323	63.207
2	5:14.250	2:22.927	75.765
3	7:32.301	2:18.051	78.441
4	9:54.137	2:21.836	76.347
5	12:10.648	2:16.511	79.325

Qualifying Classification

Position

13 88 Peter FLETCHER

LWSR Behind 15.087

Best Time 2:19.343 Best Speed 77.713 On 5 Gp

Lap	Elapsed Time	Lap Time	Lap Speed
1	2:43.043	2:43.043	66.417
2	5:10.321	2:27.278	73.526
3	7:33.655	2:23.334	75.549
4	9:55.130	2:21.475	76.542
5	12:14.473	2:19.343	77.713

10 42 Brian LOUGHLIN

LWSR Behind 13.495

Best Time 2:17.751 Best Speed 78.611 On 2 Gp

Lap	Elapsed Time	Lap Time	Lap Speed
1	2:33.883	2:33.883	70.370
2	4:51.634	2:17.751	78.611
3	7:09.518	2:17.884	78.536

14 138 Derek WILKIE

LWSR Behind 15.955

Best Time 2:20.211 Best Speed 77.232 On 5 Gp

Lap	Elapsed Time	Lap Time	Lap Speed
1	2:53.695	2:53.695	62.344
2	5:17.011	2:23.316	75.559
3	7:39.395	2:22.384	76.053
4	10:02.697	2:23.302	75.566
5	12:22.908	2:20.211	77.232

11 171 Dave WALSH

LWSR Behind 13.681

Best Time 2:17.937 Best Speed 78.505 On 5 Gp

Lap	Elapsed Time	Lap Time	Lap Speed
1	3:04.977	3:04.977	58.541
2	5:27.727	2:22.750	75.858
3	7:48.282	2:20.555	77.043
4	10:07.163	2:18.881	77.972
5	12:25.100	2:17.937	78.505

15 32 Aaron BOYD

LWSR Behind 17.686

Best Time 2:21.942 Best Speed 76.290 On 5 Gp

Lap	Elapsed Time	Lap Time	Lap Speed
1	2:53.515	2:53.515	62.408
2	5:16.569	2:23.054	75.697
3	7:39.677	2:23.108	75.669
4	10:02.780	2:23.103	75.671
5	12:24.722	2:21.942	76.290

12 316 Stephen MORRISON

LWSR Behind 14.973

Best Time 2:19.229 Best Speed 77.777 On 5 Gp

Lap	Elapsed Time	Lap Time	Lap Speed
1	3:09.139	3:09.139	57.253
2	5:37.673	2:28.534	72.905
3	8:01.553	2:23.880	75.263
4	10:30.080	2:28.527	72.908
5	12:49.309	2:19.229	77.777

16 81 Vic ALLAN

250R Behind 19.345

Best Time 2:23.601 Best Speed 75.409 On 4 Gp

Lap	Elapsed Time	Lap Time	Lap Speed
1	3:08.425	3:08.425	57.470
2	5:36.665	2:28.240	73.049
3	8:00.691	2:24.026	75.186
4	10:24.292	2:23.601	75.409
5	12:48.206	2:23.914	75.245

ROADSIDE KIA ARMOY ROAD RACE

LIGHTWEIGHT SUPERSPORT & 250cc GP

Lightweight Qualifying

Friday, 28 July 2017

DETAILED RESULT



Qualifying Classification

Position

17 66 Mark SHIELDS

LWSR Behind **20.467**

Best Time **2:24.723** Best Speed **74.824** On **4** Gp

Lap	Elapsed Time	Lap Time	Lap Speed
1	3:08.274	3:08.274	57.516
2	5:41.838	2:33.564	70.517
3	8:09.100	2:27.262	73.534
4	10:33.823	2:24.723	74.824
5	13:00.230	2:26.407	73.964

18 25 Bryan HARDING

250R Behind **22.699**

Best Time **2:26.955** Best Speed **73.688** On **4** Gp

Lap	Elapsed Time	Lap Time	Lap Speed
1	2:52.836	2:52.836	62.654
2	5:23.122	2:30.286	72.055
3	7:53.483	2:30.361	72.019
4	10:20.438	2:26.955	73.688
5	12:48.578	2:28.140	73.098

19 4 Jamie O'BRIEN

250R Behind **23.256**

Best Time **2:27.512** Best Speed **73.410** On **4** Gp

Lap	Elapsed Time	Lap Time	Lap Speed
1	3:06.554	3:06.554	58.046
2	5:43.037	2:36.483	69.201
3	8:12.446	2:29.409	72.478
4	10:39.958	2:27.512	73.410

20 57 Roy BEATTIE

LWSR Behind **28.203**

Best Time **2:32.459** Best Speed **71.028** On **4** Gp

Lap	Elapsed Time	Lap Time	Lap Speed
1	3:08.156	3:08.156	57.552
2	5:46.048	2:37.892	68.584
3	8:20.323	2:34.275	70.192
4	10:52.782	2:32.459	71.028

21 179 James ROTHERY

LWSR Behind **31.703**

Best Time **2:35.959** Best Speed **69.434** On **4** Gp

Lap	Elapsed Time	Lap Time	Lap Speed
1	3:06.022	3:06.022	58.212
2	5:43.325	2:37.303	68.840
3	8:20.172	2:36.847	69.041
4	10:56.131	2:35.959	69.434

ROADSIDE KIA ARMOY ROAD RACE

LIGHTWEIGHT SUPERSPORT & 250cc GP

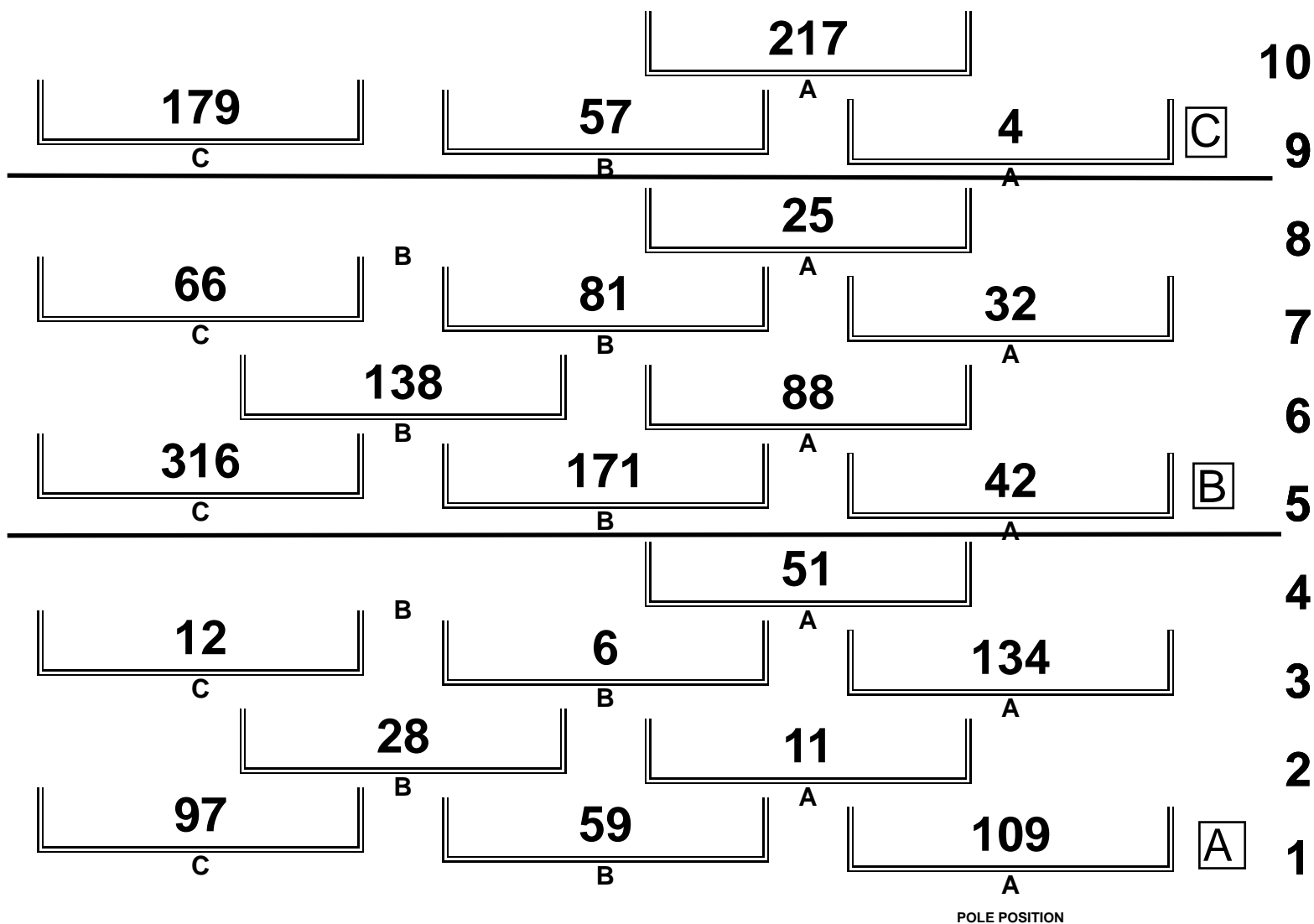
Armoys 3.008 miles

R8: Diamond Bar/Mermaid Club Lightweight


29/07/2017 14:20

Race (7 Laps)

RACE 8 - LIGHTWEIGHT SUPERSPORT / 250GP



POLE POSITION



Promoted by Armoys MRRC

Orbits

Provisional result to be confirmed by the Stewards of the Meeting subject to the completion of technical inspections and the time limit for protests
 MCUI (Ulster Centre) Timing @ www.elaps-timing.com



Ride on Delta Seven

ROADSIDE KIA ARMOY ROAD RACE

LIGHTWEIGHT SUPERSPORT & 250cc GP

Race 8 - Diamond Bar/Mermaid Club Lightweight

Saturday, 29 July 2017



Pos	Class	No	Name	Machine / Sponsor	Gp	Lap	Total Time	Behind	Speed	-----Best Lap----- Time Speed On	
-----	-------	----	------	-------------------	----	-----	------------	--------	-------	-------------------------------------	--

Race Classification

1	250R	109	Neil KERNOHAN	Honda - Logan Racing	a	6	12:39.932		85.498	2:03.686	87.551	5
2	LWSR	59	Darryl TWEED	Kawasaki 400 - M & D Racing	a	6	12:42.681	2.749	85.190	2:04.756	86.800	5
3	LWSR	11	Callum LAIDLAW	Yamaha 400 - R T & E Racing	a	6	12:55.455	15.523	83.787	2:06.665	85.492	3
4	LWSR	97	Seamus ELLIOTT	Yamaha 400	a	6	13:08.403	28.471	82.411	2:07.420	84.985	3
5	LWSR	134	Tam NICHOLL	Honda 400 - Fletcher/Bayview Hotel	a	6	13:37.891	57.959	79.439	2:13.982	80.823	5
6	FERA	51	Gareth KEYS	Yamaha 347 - HK Racing	a	6	13:52.062	1:12.130	78.086	2:15.993	79.628	6
7	LWSR	32	Aaron BOYD	Kawasaki 400 - V White	b	6	14:04.673	1:24.741	76.921	2:18.683	78.083	6
8	LWSR	217	Enda TREARTY	Kawasaki 400 - TED Racing	c	6	14:18.941	1:39.009	75.643	2:19.235	77.774	4
9	LWSR	42	Brian LOUGHLIN	Kawasaki 400 - G2-Tech	b	6	14:24.023	1:44.091	75.198	2:21.132	76.728	4
10	LWSR	171	Dave WALSH	KTM 450 - DRW Racing	b	6	14:37.344	1:57.412	74.056	2:23.708	75.353	2
11	LWSR	57	Roy BEATTIE	Kawasaki 400 - BSR	c	5	12:47.082	1 Lap	70.584	2:29.877	72.251	5
12	250R	25	Bryan HARDING	Honda	b	5	12:49.421	1 Lap	70.370	2:30.861	71.780	2
13	LWSR	66	Mark SHIELDS	Honda 400 - McCrea	b	5	12:50.256	1 Lap	70.294	2:29.540	72.414	4
14	LWSR	179	James ROTHERY	Yamaha 400	c	5	13:25.336	1 Lap	67.232	2:37.294	68.844	4

Fastest Lap

250R	109	Neil KERNOHAN	Honda - Logan Racing	2:03.686	87.551	5
------	-----	---------------	----------------------	----------	--------	---


Not Classified

DNF	LWSR	316	Stephen MORRISON	Kawasaki 400 - NAB Racing	b	5	11:47.812		76.495	2:18.729	78.057	5
DNF	LWSR	28	Paul GARTLAND	Yamaha 400 - R T & E Racing	a	2	4:27.768		80.882	2:10.050	83.266	2

New Lap Record for Forgotten Era by Gareth KEYS

Provisional result to be confirmed by the Stewards of the Meeting subject to completion of technical inspections & the time limit for protests

Page 1 / 1

Circuit	Armoey	Signed		Organising Club	Armoey MRRC
Length(miles)	3.0080		Chief Timekeeper	Race Started	14:47
Weather	Bright			Gp Time Diff - b 13.97 / c 29.85	
Track	Wet	Issued At:	15:10		



ROADSIDE KIA ARMOY ROAD RACE

LIGHTWEIGHT SUPERSPORT & 250cc GP

Race 8 - Diamond Bar/Mermaid Club Lightweight

Saturday, 29 July 2017

DETAILED RESULT



Race Classification

1 109 Neil KERNOHAN

Total Time **12:39.932** Avg Speed **85.498** Behind
Best Time **2:03.686** Best Speed **87.551** On **5** Gp **a**

Lap	Elapsed Time	Lap Time	Lap Speed
1	2:16.542	2:16.542	79.307
2	4:21.033	2:04.491	86.985
3	6:26.818	2:05.785	86.090
4	8:31.912	2:05.094	86.565
5	10:35.598	2:03.686	87.551
6	12:39.932	2:04.334	87.094

2 59 Darryl TWEED

Total Time **12:42.681** Avg Speed **85.190** Behind **2.749**
Best Time **2:04.756** Best Speed **86.800** On **5** Gp **a**

Lap	Elapsed Time	Lap Time	Lap Speed
1	2:13.601	2:13.601	81.053
2	4:20.554	2:06.953	85.298
3	6:26.684	2:06.130	85.854
4	8:32.094	2:05.410	86.347
5	10:36.850	2:04.756	86.800
6	12:42.681	2:05.831	86.058

3 11 Callum LAIDLAW

Total Time **12:55.455** Avg Speed **83.787** Behind **15.523**
Best Time **2:06.665** Best Speed **85.492** On **3** Gp **a**

Lap	Elapsed Time	Lap Time	Lap Speed
1	2:17.921	2:17.921	78.515
2	4:26.261	2:08.340	84.376
3	6:32.926	2:06.665	85.492
4	8:39.966	2:07.040	85.239
5	10:47.422	2:07.456	84.961
6	12:55.455	2:08.033	84.578

4 97 Seamus ELLIOTT

Total Time **13:08.403** Avg Speed **82.411** Behind **28.471**
Best Time **2:07.420** Best Speed **84.985** On **3** Gp **a**

Lap	Elapsed Time	Lap Time	Lap Speed
1	2:17.051	2:17.051	79.013
2	4:26.230	2:09.179	83.828
3	6:33.650	2:07.420	84.985
4	8:43.257	2:09.607	83.551
5	10:53.516	2:10.259	83.133
6	13:08.403	2:14.887	80.281

Race Classification

5 134 Tam NICHOLL

Total Time **13:37.891** Avg Speed **79.439** Behind **57.959**
Best Time **2:13.982** Best Speed **80.823** On **5** Gp **a**

Lap	Elapsed Time	Lap Time	Lap Speed
1	2:23.236	2:23.236	75.601
2	4:38.968	2:15.732	79.781
3	6:54.648	2:15.680	79.811
4	9:09.176	2:14.528	80.495
5	11:23.158	2:13.982	80.823
6	13:37.891	2:14.733	80.372

6 51 Gareth KEYS

Total Time **13:52.062** Avg Speed **78.086** Behind **1:12.130**
Best Time **2:15.993** Best Speed **79.628** On **6** Gp **a**

Lap	Elapsed Time	Lap Time	Lap Speed
1	2:26.293	2:26.293	74.021
2	4:44.084	2:17.791	78.589
3	7:02.751	2:18.667	78.092
4	9:19.668	2:16.917	79.090
5	11:36.069	2:16.401	79.389
6	13:52.062	2:15.993	79.628

7 32 Aaron BOYD

Total Time **14:04.673** Avg Speed **76.921** Behind **1:24.741**
Best Time **2:18.683** Best Speed **78.083** On **6** Gp **b**

Lap	Elapsed Time	Lap Time	Lap Speed
1	2:24.949	2:24.949	74.708
2	4:44.772	2:19.823	77.446
3	7:05.219	2:20.447	77.102
4	9:25.997	2:20.778	76.921
5	11:45.990	2:19.993	77.352
6	14:04.673	2:18.683	78.083

8 217 Enda TREARTY

Total Time **14:18.941** Avg Speed **75.643** Behind **1:39.009**
Best Time **2:19.235** Best Speed **77.774** On **4** Gp **c**

Lap	Elapsed Time	Lap Time	Lap Speed
1	2:30.781	2:30.781	71.818
2	4:53.925	2:23.144	75.650
3	7:15.434	2:21.509	76.524
4	9:34.669	2:19.235	77.774
5	11:56.496	2:21.827	76.352
6	14:18.941	2:22.445	76.021

ROADSIDE KIA ARMOY ROAD RACE

LIGHTWEIGHT SUPERSPORT & 250cc GP

Race 8 - Diamond Bar/Mermaid Club Lightweight

Saturday, 29 July 2017

DETAILED RESULT



Race Classification

9 42 Brian LOUGHLIN

Total Time **14:24.023** Avg Speed **75.198** Behind **1:44.091**
Best Time **2:21.132** Best Speed **76.728** On **4** Gp **b**

Lap	Elapsed Time	Lap Time	Lap Speed
1	2:32.428	2:32.428	71.042
2	4:54.557	2:22.129	76.190
3	7:16.693	2:22.136	76.186
4	9:37.825	2:21.132	76.728
5	12:00.699	2:22.874	75.793
6	14:24.023	2:23.324	75.555

Race Classification

13 66 Mark SHIELDS

Total Time **12:50.256** Avg Speed **70.294** Behind **1 Lap**
Best Time **2:29.540** Best Speed **72.414** On **4** Gp **b**

Lap	Elapsed Time	Lap Time	Lap Speed
1	2:45.293	2:45.293	65.513
2	5:18.650	2:33.357	70.612
3	7:50.115	2:31.465	71.494
4	10:19.655	2:29.540	72.414
5	12:50.256	2:30.601	71.904

10 171 Dave WALSH

Total Time **14:37.344** Avg Speed **74.056** Behind **1:57.412**
Best Time **2:23.708** Best Speed **75.353** On **2** Gp **b**

Lap	Elapsed Time	Lap Time	Lap Speed
1	2:30.335	2:30.335	72.031
2	4:54.043	2:23.708	75.353
3	7:20.598	2:26.555	73.889
4	9:46.507	2:25.909	74.216
5	12:12.451	2:25.944	74.198
6	14:37.344	2:24.893	74.737

14 179 James ROTHERY

Total Time **13:25.336** Avg Speed **67.232** Behind **1 Lap**
Best Time **2:37.294** Best Speed **68.844** On **4** Gp **c**

Lap	Elapsed Time	Lap Time	Lap Speed
1	2:49.528	2:49.528	63.876
2	5:28.793	2:39.265	67.992
3	8:07.275	2:38.482	68.328
4	10:44.569	2:37.294	68.844
5	13:25.336	2:40.767	67.357

11 57 Roy BEATTIE

Total Time **12:47.082** Avg Speed **70.584** Behind **1 Lap**
Best Time **2:29.877** Best Speed **72.251** On **5** Gp **c**

Lap	Elapsed Time	Lap Time	Lap Speed
1	2:40.164	2:40.164	67.611
2	5:15.036	2:34.872	69.921
3	7:46.008	2:30.972	71.727
4	10:17.205	2:31.197	71.620
5	12:47.082	2:29.877	72.251

12 25 Bryan HARDING

Total Time **12:49.421** Avg Speed **70.370** Behind **1 Lap**
Best Time **2:30.861** Best Speed **71.780** On **2** Gp **b**

Lap	Elapsed Time	Lap Time	Lap Speed
1	2:38.357	2:38.357	68.382
2	5:09.218	2:30.861	71.780
3	7:41.487	2:32.269	71.116
4	10:14.757	2:33.270	70.652
5	12:49.421	2:34.664	70.015

Not Classified

DNF 316 Stephen MORRISON

Total Time **11:47.812** Avg Speed **76.495** Behind
Best Time **2:18.729** Best Speed **78.057** On **5** Gp **b**

Lap	Elapsed Time	Lap Time	Lap Speed
1	2:29.553	2:29.553	72.408
2	4:50.144	2:20.591	77.023
3	7:10.015	2:19.871	77.420
4	9:29.083	2:19.068	77.867
5	11:47.812	2:18.729	78.057

DNF 28 Paul GARTLAND

Total Time **4:27.768** Avg Speed **80.882** Behind
Best Time **2:10.050** Best Speed **83.266** On **2** Gp **a**

Lap	Elapsed Time	Lap Time	Lap Speed
1	2:17.718	2:17.718	78.630
2	4:27.768	2:10.050	83.266

ROADSIDE KIA ARMOY ROAD RACE

LIGHTWEIGHT SUPERSPORT & 250cc GP

Race 8 - Diamond Bar/Mermaid Club Lightweight

LAP CHART



1					3					5				
No	Name	Gp	Time of Day	Lap Time	No	Name	Gp	Time of Day	Lap Time	No	Name	Gp	Time of Day	Lap Time
59	Darryl TWEED	a	14:49:19.218	2:13.601	59	Darryl TWEED	a	14:53:32.301	2:06.130	109	Neil KERNOHAN	a	14:57:41.215	2:03.686
109	Neil KERNOHAN	a	14:49:22.159	2:16.542	109	Neil KERNOHAN	a	14:53:32.435	2:05.785	59	Darryl TWEED	a	14:57:42.467	2:04.756
97	Seamus ELLIOTT	a	14:49:22.668	2:17.051	11	Callum LAIDLAW	a	14:53:38.543	2:06.665	11	Callum LAIDLAW	a	14:57:53.039	2:07.456
28	Paul GARTLAND	a	14:49:23.335	2:17.718	97	Seamus ELLIOTT	a	14:53:39.267	2:07.420	97	Seamus ELLIOTT	a	14:57:59.133	2:10.259
11	Callum LAIDLAW	a	14:49:23.538	2:17.921	134	Tam NICHOLL	a	14:54:00.265	2:15.680	134	Tam NICHOLL	a	14:58:28.775	2:13.982
134	Tam NICHOLL	a	14:49:28.853	2:23.236	51	Gareth KEYS	a	14:54:08.368	2:18.667	51	Gareth KEYS	a	14:58:41.686	2:16.401
32	Aaron BOYD	b	14:49:30.566	2:24.949	32	Aaron BOYD	b	14:54:10.836	2:20.447	32	Aaron BOYD	b	14:58:51.607	2:19.993
51	Gareth KEYS	a	14:49:31.910	2:26.293	316	Stephen MORRISON	b	14:54:15.632	2:19.871	316	Stephen MORRISON	b	14:58:53.429	2:18.729
316	Stephen MORRISON	b	14:49:35.170	2:29.553	217	Enda TREARTY	c	14:54:21.051	2:21.509	217	Enda TREARTY	c	14:59:02.113	2:21.827
171	Dave WALSH	b	14:49:35.952	2:30.335	42	Brian LOUGHLIN	b	14:54:22.310	2:22.136	42	Brian LOUGHLIN	b	14:59:06.316	2:22.874
217	Enda TREARTY	c	14:49:36.398	2:30.781	171	Dave WALSH	b	14:54:26.215	2:26.555	171	Dave WALSH	b	14:59:18.068	2:25.944
42	Brian LOUGHLIN	b	14:49:38.045	2:32.428	25	Bryan HARDING	b	14:54:47.104	2:32.269	57	Roy BEATTIE	c	14:59:52.699	2:29.877
25	Bryan HARDING	b	14:49:43.974	2:38.357	57	Roy BEATTIE	c	14:54:51.625	2:30.972	25	Bryan HARDING	b	14:59:55.038	2:34.664
57	Roy BEATTIE	c	14:49:45.781	2:40.164	66	Mark SHIELDS	b	14:54:55.732	2:31.465	66	Mark SHIELDS	b	14:59:55.873	2:30.601
66	Mark SHIELDS	b	14:49:50.910	2:45.293	179	James ROTHERY	c	14:55:12.892	2:38.482	179	James ROTHERY	c	15:00:30.953	2:40.767
179	James ROTHERY	c	14:49:55.145	2:49.528										

2					4					6				
No	Name	Gp	Time of Day	Lap Time	No	Name	Gp	Time of Day	Lap Time	No	Name	Gp	Time of Day	Lap Time
59	Darryl TWEED	a	14:51:26.171	2:06.953	109	Neil KERNOHAN	a	14:55:37.529	2:05.094	109	Neil KERNOHAN	a	14:59:45.549	2:04.334
109	Neil KERNOHAN	a	14:51:26.650	2:04.491	59	Darryl TWEED	a	14:55:37.711	2:05.410	59	Darryl TWEED	a	14:59:48.298	2:05.831
97	Seamus ELLIOTT	a	14:51:31.847	2:09.179	11	Callum LAIDLAW	a	14:55:45.583	2:07.040	11	Callum LAIDLAW	a	15:00:01.072	2:08.033
11	Callum LAIDLAW	a	14:51:31.878	2:08.340	97	Seamus ELLIOTT	a	14:55:48.874	2:09.607	97	Seamus ELLIOTT	a	15:00:14.020	2:14.887
28	Paul GARTLAND	a	14:51:33.385	2:10.050	134	Tam NICHOLL	a	14:56:14.793	2:14.528	134	Tam NICHOLL	a	15:00:43.508	2:14.733
134	Tam NICHOLL	a	14:51:44.585	2:15.732	51	Gareth KEYS	a	14:56:25.285	2:16.917	51	Gareth KEYS	a	15:00:57.679	2:15.993
51	Gareth KEYS	a	14:51:49.701	2:17.791	32	Aaron BOYD	b	14:56:31.614	2:20.778	32	Aaron BOYD	b	15:01:10.290	2:18.683
32	Aaron BOYD	b	14:51:50.389	2:19.823	316	Stephen MORRISON	b	14:56:34.700	2:19.068	217	Enda TREARTY	c	15:01:24.558	2:22.445
316	Stephen MORRISON	b	14:51:55.761	2:20.591	217	Enda TREARTY	c	14:56:40.286	2:19.235	42	Brian LOUGHLIN	b	15:01:29.640	2:23.324
217	Enda TREARTY	c	14:51:59.542	2:23.144	42	Brian LOUGHLIN	b	14:56:43.442	2:21.132	171	Dave WALSH	b	15:01:42.961	2:24.893
171	Dave WALSH	b	14:51:59.660	2:23.708	171	Dave WALSH	b	14:56:52.124	2:25.909					
42	Brian LOUGHLIN	b	14:52:00.174	2:22.129	25	Bryan HARDING	b	14:57:20.374	2:33.270					
25	Bryan HARDING	b	14:52:14.835	2:30.861	57	Roy BEATTIE	c	14:57:22.822	2:31.197					
57	Roy BEATTIE	c	14:52:20.653	2:34.872	66	Mark SHIELDS	b	14:57:25.272	2:29.540					
66	Mark SHIELDS	b	14:52:24.267	2:33.357	179	James ROTHERY	c	14:57:50.186	2:37.294					
179	James ROTHERY	c	14:52:34.410	2:39.265										

ROAD RACE - IRISH 250GP

2017

Pos	No.	Name	Total	Diff	Gap	#1	#2	#3
						R1	R1	R1
1	109	Neil KERNOHAN	75	0	0	25	25	25
2	18	Paul ROBINSON	20	55	55	20	x	x
3	25	Bryan HARDING	20	55	0	x	x	20
4	173	John ELLA	16	59	4	16	x	x
5	81	Vic ALLAN	13	62	3	13	x	x

Event Legend

#1	30/06/2017	AXA COUNTRY CREST SKERRIES 100	#3	28/07/2017	ROADSIDE KIA ARMOY ROAD RACE
#2	22/07/2017	FAUGHEEN 50			

ROAD RACE - IRISH LIGHTWEIGHT SUPERSPORT

2017

Pos	No.	Name	Total	Diff	Gap	#1 #2 #3 #4 #5 #6					
						R1	R1	R1	R1	R1	R1
1	28	Paul GARTLAND	87	0	0	16	13	20	25	13	x
2	11	Callum LAIDLAW	85	2	2	10	10	25	x	20	20
3	97	Seamus ELLIOTT	81	6	4	20	20	x	x	25	16
4	59	Darryl TWEED	75	12	6	25	25	x	x	x	25
5	164	Steve TOBIN	54	33	21	13	9	16	16	x	x
6	77	Mark SHIELS	47	40	7	8	x	10	20	9	x
7	33	David HOWARD (S)	38	49	9	11	11	x	x	16	x
8	32	Aaron BOYD	31	56	7	x	x	7	13	x	11
9	42	Brian LOUGHLIN	29	58	2	7	3	x	x	10	9
10	64	Gerard CUMMINS	25	62	4	x	x	6	11	8	x
11	316	Stephen MORRISON	19	68	6	x	6	13	x	x	x
12	134	Tam NICHOLL	18	69	1	x	5	x	x	x	13
13	171	Dave WALSH	17	70	1	9	x	x	x	x	8
14	38	Derek WILKIE	17	70	0	x	8	9	x	x	x
15	29	Alastair HAWORTH	16	71	1	x	16	x	x	x	x
16	6	Alan JOHNSTON	13	74	3	x	2	11	x	x	x
17	164	Stephen CASEY	11	76	2	x	x	x	x	11	x
18	217	Enda TREARTY	10	77	1	x	x	x	x	x	10
19	800	Gordon CLARK	8	79	2	x	x	8	x	x	x
20	87	Ian SIMPSON	7	80	1	x	7	x	x	x	x
21	57	Roy BEATTIE	7	80	0	x	x	x	x	x	7
22	66	Mark SHIELDS	6	81	1	x	x	x	x	x	6
23	177	R J WOOLSEY	6	81	0	5	1	x	x	x	x
24	83	Andy McALLISTER	6	81	0	6	x	x	x	x	x
25	179	James ROTHERY	5	82	1	x	x	x	x	x	5
26	88	Peter FLETCHER	4	83	1	x	4	x	x	x	x
27	107	David MURPHY	4	83	0	4	x	x	x	x	x
28	57	Yvonne MONTGOMERY	3	84	1	3	x	x	x	x	x
29	40	Michael HOEY	2	85	1	2	x	x	x	x	x
30	331	Dougie SHEARER	1	86	1	1	x	x	x	x	x

Event Legend

#1	21/04/2017	AROUND A POUND TANDRAGEE 100	#4	08/07/2017	PRINCIPAL INSURANCE RACE OF THE SOUTH
#2	28/04/2017	KDM HIRE COOKSTOWN 100	#5	22/07/2017	FAUGHEEN 50
#3	30/06/2017	AXA COUNTRY CREST SKERRIES 100	#6	28/07/2017	ROADSIDE KIA ARMOY ROAD RACE

ROAD RACE - ULSTER 250GP

2017

					#1	
Pos	No.	Name	Total	Diff	Gap	R1
1	109	Neil KERNOHAN	25	0	0	25
2	25	Bryan HARDING	20	5	5	20

Event Legend

#1 28/07/2017 ROADSIDE KIA ARMOY ROAD RACE

ROAD RACE - ULSTER LIGHTWEIGHT SUPERSPORT

2017

Pos	No.	Name	Total	Diff	Gap	#1	#2	#3
						R1	R1	R1
1	59	Darryl TWEED	75	0	0	25	25	25
2	97	Seamus ELLIOTT	56	19	19	20	20	16
3	11	Callum LAIDLAW	40	35	16	10	10	20
4	28	Paul GARTLAND	29	46	11	16	13	x
5	164	Steve TOBIN	22	53	7	13	9	x
6	33	David HOWARD (S)	22	53	0	11	11	x
7	42	Brian LOUGHLIN	19	56	3	7	3	9
8	134	Tam NICHOLL	18	57	1	x	5	13
9	171	Dave WALSH	17	58	1	9	x	8
10	29	Alastair HAWORTH	16	59	1	x	16	x
11	32	Aaron BOYD	11	64	5	x	x	11
12	217	Enda TREARTY	10	65	1	x	x	10
13	381	Derek WILKIE	8	67	2	x	8	x
14	77	Mark SHIELDS	8	67	0	8	x	x
15	87	Ian SIMPSON	7	68	1	x	7	x
16	57	Roy BEATTIE	7	68	0	x	x	7
17	316	Stephen MORRISON	6	69	1	x	6	x
18	66	Mark SHIELDS	6	69	0	x	x	6
19	177	R J WOOLSEY	6	69	0	5	1	x
20	83	Andy McALLISTER	6	69	0	6	x	x
21	179	James ROTHERY	5	70	1	x	x	5
22	88	Peter FLETCHER	4	71	1	x	4	x
23	107	David MURPHY	4	71	0	4	x	x
24	57	Yvonne MONTGOMERY	3	72	1	3	x	x
25	6	Alan JOHNSTON	2	73	1	x	2	x
26	40	Michael HOEY	2	73	0	2	x	x
27	331	Dougie SHEARER	1	74	1	1	x	x

Event Legend

#1	21/04/2017	AROUND A POUND TANDRAGEE 100	#3	28/07/2017	ROADSIDE KIA ARMOY ROAD RACE
#2	28/04/2017	KDM HIRE COOKSTOWN 100			