



# ARMOY ROAD RACE

*The Race of Legends*

**Friday 28<sup>th</sup> & Saturday 29<sup>th</sup> July 2017**

promoted by  
**Armoyn Motorcycle Road Racing Club**  
[www.amrrc.com](http://www.amrrc.com)

**ROADSIDE KIA  
GRAND FINAL**



**2&4**  
WHEEL MOTORSPORT  
STEERING GROUP LTD.

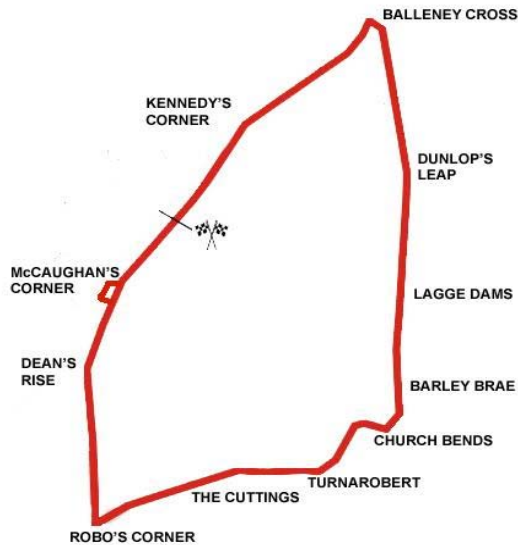


**Causeway  
Coast & Glens  
Borough Council**



**tourism  
northernireland**

# Armoy Circuit 3.008 miles



## Lap Records

Class	Rider	Machine	m s	mph	Year
125cc	William Dunlop	Honda	2 02.397	88.473	2010
Moto 3	Christian Elkin	Honda 250	2 03.375	87.771	2014
250cc	Michael Sweeney	Honda	1 52.439	96.308	2013
Lightweight Supersport	Seamus Elliott	Yamaha 400	1 56.932	92.608	2015
Supertwin	Ryan Farquhar	Kawasaki	1 50.379	98.106	2015
Supersport	William Dunlop	Yamaha	1 43.834	104.290	2015
Superbike	Michael Dunlop	Honda	1 41.382	106.812	2013
Senior Support	Connor Behan	Kawasaki 636	1 50.783	97.748	2013
Junior Support	Mark Hanna	Kawasaki 650	1 54.969	94.189	2013
Classic 1000cc	Robert McCrum	Norton Weslake 950	2 06.649	85.502	2013
Classic 500cc	Richard Lambourne	Norton	2 10.738	82.828	2013
Classic 350cc	Barry Davidson	Honda	2 14.308	80.627	2016
Classic 250cc	Kevin Strowger	Suzuki	2 18.625	78.116	2013
Forgotten Era	Gary Miller	Yamaha 347	2 17.298	78.871	2016

## MOST WINS at ARMOY ROAD RACE

Michael Dunlop	14	2009-16	(125-1, 250-1, Supersport-2, Superbike-10)
Ryan Farquhar	12	2009-15	(450-3, Supertwin-5, Supersport-1, Superbike-3)
William Dunlop	11	2010-16	(125-2, 250-3, Supersport-6)
Barry Davidson	5	2012-16	(Classic 350-5)
Allan Brew	3	2009-13	(Classic 350-1, Classic 500-2)
Robert McCrum	3	2010-14	(Classic 1000-3)
Philip Shaw	3	2010-15	(Classic 250-3)
Richard Ford	3	2011-15	(Classic 1000-3)
Guy Martin	3	2014-15	(Supersport-1, Superbike-2)
Christian Elkin	3	2013-16	(Moto 3-3)

## MOST WINS AT ALL IRISH ROAD RACE MEETINGS (after Faughen 50 2017)

Ryan Farquhar	211	1995-16
Joey Dunlop	156	1971-00
Robert Dunlop	135	1980-08
William Dunlop	119	2005-17
Ray McCullough	109	1960-82
Phillip McCallen	109	1987-99
Michael Dunlop	97	2006-16
Brian Reid	78	1980-94
Darran Lindsay	74	1999-06
James Courtney	66	1992-99

# ROADSIDE KIA ARMOY ROAD RACE

## SUPERBIKE

### Superbike Qualifying

Friday, 28 July 2017




Pos	Class	No	Name	Machine / Sponsor	----- Best Lap -----			On	Laps
					Time	Behind	Speed		
<b>Qualifying Classification</b>									
1	SBKR	3	Michael DUNLOP	Suzuki - Hawk Racing	1:46.580		101.603	6	6
2	SBKR	6	William DUNLOP	Yamaha	1:51.699	5.119	96.946	5	5
3	SBKR	86	Derek McGEE	Kawasaki - McGee Racing	1:52.775	6.195	96.021	5	6
4	SBKR	22	Paul JORDAN	BMW - IMR Evolution Camping	1:53.242	6.662	95.625	4	6
5	SBKR	52	James COWTON	Kawasaki - McAdoo Racing	1:53.928	7.348	95.050	6	6
6	SBKR	56	Adam McLEAN	Kawasaki 600 - MSS	1:54.287	7.707	94.751	3	5
7	SBKR	74	Joey THOMPSON	Kawasaki 600 - Team ILR / JTR	1:55.487	8.907	93.766	6	6
8	SBKR	59	Darryl TWEED	Honda 600 - Taylor Lindsey	1:55.744	9.164	93.558	6	6
9	SBKR	65	Michael SWEENEY	BMW - MJR Racing	1:55.825	9.245	93.493	4	6
10	SBKR	174	Davey TODD	Kawasaki 600 - Longshot Racing	1:55.972	9.392	93.374	3	6
11	SBKR	17	Mark GOODINGS	Kawasaki - PMH / Pennine Stone	1:56.457	9.877	92.985	5	6
12	SBKR	11	Dominic HERBERTSON	BMW - WH Racing	1:57.167	10.587	92.422	5	6
13	SBKR	164	Graham KENNEDY	BMW - T D Racing	1:57.359	10.779	92.271	3	6
14	SBKR	31	Brad VICARS	Honda 600	1:58.173	11.593	91.635	4	6
15	SBKR	71	Davy MORGAN	Kawasaki - Angry Bee	1:59.062	12.482	90.951	5	6
16	SBKR	96	Andy FARRELL	Kawasaki 600	2:00.224	13.644	90.072	5	6
17	SBKR	29	Forest DUNN	Honda - Forest Dunn Racing	2:00.590	14.010	89.798	6	6
18	SBKR	119	Kris DUNCAN	Kawasaki - Shirlaw's M/Cs / J E Autos	2:00.754	14.174	89.677	6	6
19	SBKR	97	Seamus ELLIOTT	Kawasaki	2:01.373	14.793	89.219	6	6
20	SBKR	18	Callum LAIDLAW	Yamaha 600 - MM Auto Repair	2:01.736	15.156	88.953	6	6
21	SBKR	54	Sam JOHNSON	Kawasaki 600 - Colin Dunlop Racing	2:02.233	15.653	88.591	3	4
22	SBKR	64	Stephen McKNIGHT	BMW - McKnight Racing	2:02.557	15.977	88.357	5	6
23	SBKR	5	Thomas MAXWELL	Yamaha 600	2:03.289	16.709	87.833	5	6
24	SBKR	55	Donald MacFADYEN	BMW	2:03.319	16.739	87.811	6	6
25	SBKR	93	Paul CRANSTON	Yamaha 600 - P & J Fuel Haulage	2:03.523	16.943	87.666	5	6
26	SBKR	81	David McCONNAGHY	Yamaha 600	2:03.801	17.221	87.469	5	6
27	SBKR	26	Dennis BOOTH	BMW	2:04.587	18.007	86.918	6	6
28	SBKR	28	Paul GARTLAND	Kawasaki - North West Gas	2:04.785	18.205	86.780	5	6
29	SBKR	16	Richard CHARLTON	Yamaha 600 - Michelin	2:05.362	18.782	86.380	5	6
30	SBKR	100	Patricia FERNANDEZ	Kawasaki - Magic Bullet	2:06.035	19.455	85.919	6	6
31	SBKR	109	Neil KERNOHAN	Kawasaki - Logan Racing	2:28.882	42.302	72.734	1	2

No 28 - TRANSPONDER NOT DETECTED

Provisional result to be confirmed by the Stewards of the Meeting subject to completion of technical inspections & the time limit for protests

Page 1 / 1

Circuit	<b>Armoiy</b>	Signed		Organising Club	<b>Armoiy MRRC</b>
Length(miles)	<b>3.0080</b>		Chief Timekeeper	Qualifying Started	<b>16:10</b>
Weather	<b>Sunny</b>	Issued At:	17:00		
Track	<b>Dry</b>				



# ROADSIDE KIA ARMOY ROAD RACE

## SUPERBIKE

### Superbike Qualifying

Friday, 28 July 2017

## DETAILED RESULT



### Qualifying Classification

Position

#### **1** 3 Michael DUNLOP

SBKR Behind 6 Gp  
Best Time **1:46.580** Best Speed **101.603** On 6 Gp

Lap	Elapsed Time	Lap Time	Lap Speed
1	3:13.297	3:13.297	56.022
2	37:19.388	34:06.091	5.292
3	39:27.160	2:07.772	84.751
4	41:16.354	1:49.194	99.170
5	43:40.968	2:24.614	74.881
6	45:27.548	1:46.580	101.603

#### **2** 6 William DUNLOP

SBKR Behind 5 Gp  
Best Time **1:51.699** Best Speed **96.946** On 5 Gp

Lap	Elapsed Time	Lap Time	Lap Speed
1	2:17.358	2:17.358	78.836
2	38:19.402	36:02.044	5.009
3	40:12.184	1:52.782	96.015
4	42:04.283	1:52.099	96.600
5	43:55.982	1:51.699	96.946

#### **3** 86 Derek McGEE

SBKR Behind 5 Gp  
Best Time **1:52.775** Best Speed **96.021** On 5 Gp

Lap	Elapsed Time	Lap Time	Lap Speed
1	2:06.137	2:06.137	85.850
2	36:12.894	34:06.757	5.291
3	38:11.158	1:58.264	91.565
4	40:05.161	1:54.003	94.987
5	41:57.936	1:52.775	96.021
6	43:51.411	1:53.475	95.429

#### **4** 22 Paul JORDAN

SBKR Behind 4 Gp  
Best Time **1:53.242** Best Speed **95.625** On 4 Gp

Lap	Elapsed Time	Lap Time	Lap Speed
1	2:06.327	2:06.327	85.720
2	36:10.038	34:03.711	5.299
3	38:07.168	1:57.130	92.451
4	40:00.410	1:53.242	95.625
5	42:01.051	2:00.641	89.761
6	43:55.726	1:54.675	94.430

### Qualifying Classification

Position

#### **5** 52 James COWTON

SBKR Behind 6 Gp  
Best Time **1:53.928** Best Speed **95.050** On 6 Gp

Lap	Elapsed Time	Lap Time	Lap Speed
1	2:17.861	2:17.861	78.549
2	36:18.045	34:00.184	5.308
3	38:13.013	1:54.968	94.190
4	40:07.737	1:54.724	94.390
5	42:02.443	1:54.706	94.405
6	43:56.371	1:53.928	95.050

#### **6** 56 Adam McLEAN

SBKR Behind 3 Gp  
Best Time **1:54.287** Best Speed **94.751** On 3 Gp

Lap	Elapsed Time	Lap Time	Lap Speed
1	36:13.195	36:13.195	4.983
2	38:08.383	1:55.188	94.010
3	40:02.670	1:54.287	94.751
4	41:59.135	1:56.465	92.979
5	43:56.301	1:57.166	92.423

#### **7** 74 Joey THOMPSON

SBKR Behind 6 Gp  
Best Time **1:55.487** Best Speed **93.766** On 6 Gp

Lap	Elapsed Time	Lap Time	Lap Speed
1	2:24.713	2:24.713	74.829
2	36:34.125	34:09.412	5.284
3	38:30.896	1:56.771	92.735
4	40:28.247	1:57.351	92.277
5	42:25.000	1:56.753	92.750
6	44:20.487	1:55.487	93.766

#### **8** 59 Darryl TWEED

SBKR Behind 6 Gp  
Best Time **1:55.744** Best Speed **93.558** On 6 Gp

Lap	Elapsed Time	Lap Time	Lap Speed
1	2:18.513	2:18.513	78.179
2	36:32.828	34:14.315	5.271
3	38:30.791	1:57.963	91.798
4	40:27.770	1:56.979	92.570
5	42:24.082	1:56.312	93.101
6	44:19.826	1:55.744	93.558

# ROADSIDE KIA ARMOY ROAD RACE

## SUPERBIKE

Superbike Qualifying

Friday, 28 July 2017

## DETAILED RESULT



### Qualifying Classification

Position

#### **9** 65 Michael SWEENEY

SBKR Behind 9.245

Best Time 1:55.825 Best Speed 93.493 On 4 Gp

Lap	Elapsed Time	Lap Time	Lap Speed
1	2:10.521	2:10.521	82.966
2	36:15.750	34:05.229	5.295
3	38:11.734	1:55.984	93.365
4	40:07.559	1:55.825	93.493
5	42:04.755	1:57.196	92.399
6	44:02.422	1:57.667	92.029

### Qualifying Classification

Position

#### **13** 164 Graham KENNEDY

SBKR Behind 10.779

Best Time 1:57.359 Best Speed 92.271 On 3 Gp

Lap	Elapsed Time	Lap Time	Lap Speed
1	2:15.794	2:15.794	79.744
2	36:15.943	34:00.149	5.308
3	38:13.302	1:57.359	92.271
4	40:12.099	1:58.797	91.154
5	42:14.252	2:02.153	88.649
6	44:16.202	2:01.950	88.797

#### **10** 174 Davey TODD

SBKR Behind 9.392

Best Time 1:55.972 Best Speed 93.374 On 3 Gp

Lap	Elapsed Time	Lap Time	Lap Speed
1	2:57.208	2:57.208	61.108
2	36:35.950	33:38.742	5.364
3	38:31.922	1:55.972	93.374
4	40:29.034	1:57.112	92.465
5	42:25.440	1:56.406	93.026
6	44:21.539	1:56.099	93.272

#### **14** 31 Brad VICARS

SBKR Behind 11.593

Best Time 1:58.173 Best Speed 91.635 On 4 Gp

Lap	Elapsed Time	Lap Time	Lap Speed
1	2:27.305	2:27.305	73.513
2	36:27.479	34:00.174	5.308
3	38:26.174	1:58.695	91.232
4	40:24.347	1:58.173	91.635
5	42:22.762	1:58.415	91.448
6	44:21.421	1:58.659	91.260

#### **11** 17 Mark GOODINGS

SBKR Behind 9.877

Best Time 1:56.457 Best Speed 92.985 On 5 Gp

Lap	Elapsed Time	Lap Time	Lap Speed
1	2:41.900	2:41.900	66.886
2	36:26.008	33:44.108	5.350
3	38:23.839	1:57.831	91.901
4	40:22.131	1:58.292	91.543
5	42:18.588	1:56.457	92.985
6	44:17.537	1:58.949	91.037

#### **15** 71 Davy MORGAN

SBKR Behind 12.482

Best Time 1:59.062 Best Speed 90.951 On 5 Gp

Lap	Elapsed Time	Lap Time	Lap Speed
1	2:58.899	2:58.899	60.530
2	37:03.317	34:04.418	5.297
3	39:06.794	2:03.477	87.699
4	41:06.749	1:59.955	90.274
5	43:05.811	1:59.062	90.951
6	45:07.477	2:01.666	89.004

#### **12** 11 Dominic HERBERTSON

SBKR Behind 10.587

Best Time 1:57.167 Best Speed 92.422 On 5 Gp

Lap	Elapsed Time	Lap Time	Lap Speed
1	2:22.940	2:22.940	75.758
2	36:24.698	34:01.758	5.304
3	38:22.215	1:57.517	92.147
4	40:20.664	1:58.449	91.422
5	42:17.831	1:57.167	92.422
6	44:16.925	1:59.094	90.926

#### **16** 96 Andy FARRELL

SBKR Behind 13.644

Best Time 2:00.224 Best Speed 90.072 On 5 Gp

Lap	Elapsed Time	Lap Time	Lap Speed
1	2:44.032	2:44.032	66.016
2	36:27.555	33:43.523	5.351
3	38:29.810	2:02.255	88.576
4	40:30.668	2:00.858	89.599
5	42:30.892	2:00.224	90.072
6	44:32.175	2:01.283	89.285

# ROADSIDE KIA ARMOY ROAD RACE

## SUPERBIKE

Superbike Qualifying

Friday, 28 July 2017

## DETAILED RESULT



### Qualifying Classification

Position

<b>17</b>	<b>29 Forest DUNN</b>				
SBKR		Behind	<b>14.010</b>		
Best Time	<b>2:00.590</b>	Best Speed	<b>89.798</b>	On	<b>6</b> Gp
<i>Lap</i>	<i>Elapsed Time</i>	<i>Lap Time</i>	<i>Lap Speed</i>		
1	2:49.596	2:49.596	63.851		
2	36:46.515	33:56.919	5.316		
3	38:49.269	2:02.754	88.215		
4	40:52.436	2:03.167	87.920		
5	42:55.368	2:02.932	88.088		
6	44:55.958	2:00.590	89.798		

<b>18</b>	<b>119 Kris DUNCAN</b>				
SBKR		Behind	<b>14.174</b>		
Best Time	<b>2:00.754</b>	Best Speed	<b>89.677</b>	On	<b>6</b> Gp
<i>Lap</i>	<i>Elapsed Time</i>	<i>Lap Time</i>	<i>Lap Speed</i>		
1	2:52.284	2:52.284	62.854		
2	36:50.817	33:58.533	5.312		
3	38:54.813	2:03.996	87.332		
4	40:57.764	2:02.951	88.074		
5	43:01.113	2:03.349	87.790		
6	45:01.867	2:00.754	89.677		

<b>19</b>	<b>97 Seamus ELLIOTT</b>				
SBKR		Behind	<b>14.793</b>		
Best Time	<b>2:01.373</b>	Best Speed	<b>89.219</b>	On	<b>6</b> Gp
<i>Lap</i>	<i>Elapsed Time</i>	<i>Lap Time</i>	<i>Lap Speed</i>		
1	2:56.532	2:56.532	61.342		
2	36:43.881	33:47.349	5.341		
3	38:49.703	2:05.822	86.064		
4	40:54.360	2:04.657	86.869		
5	43:00.235	2:05.875	86.028		
6	45:01.608	2:01.373	89.219		

<b>20</b>	<b>18 Callum LAIDLAW</b>				
SBKR		Behind	<b>15.156</b>		
Best Time	<b>2:01.736</b>	Best Speed	<b>88.953</b>	On	<b>6</b> Gp
<i>Lap</i>	<i>Elapsed Time</i>	<i>Lap Time</i>	<i>Lap Speed</i>		
1	2:29.340	2:29.340	72.511		
2	36:35.961	34:06.621	5.291		
3	38:37.773	2:01.812	88.898		
4	40:39.840	2:02.067	88.712		
5	42:43.073	2:03.233	87.873		
6	44:44.809	2:01.736	88.953		

### Qualifying Classification

Position

<b>21</b>	<b>54 Sam JOHNSON</b>				
SBKR		Behind	<b>15.653</b>		
Best Time	<b>2:02.233</b>	Best Speed	<b>88.591</b>	On	<b>3</b> Gp
<i>Lap</i>	<i>Elapsed Time</i>	<i>Lap Time</i>	<i>Lap Speed</i>		
1	36:47.685	36:47.685	4.905		
2	38:51.349	2:03.664	87.566		
3	40:53.582	2:02.233	88.591		
4	42:57.076	2:03.494	87.687		

<b>22</b>	<b>64 Stephen McKNIGHT</b>				
SBKR		Behind	<b>15.977</b>		
Best Time	<b>2:02.557</b>	Best Speed	<b>88.357</b>	On	<b>5</b> Gp
<i>Lap</i>	<i>Elapsed Time</i>	<i>Lap Time</i>	<i>Lap Speed</i>		
1	2:53.047	2:53.047	62.577		
2	37:00.538	34:07.491	5.289		
3	39:06.629	2:06.091	85.881		
4	41:09.892	2:03.263	87.851		
5	43:12.449	2:02.557	88.357		
6	45:15.100	2:02.651	88.290		

<b>23</b>	<b>5 Thomas MAXWELL</b>				
SBKR		Behind	<b>16.709</b>		
Best Time	<b>2:03.289</b>	Best Speed	<b>87.833</b>	On	<b>5</b> Gp
<i>Lap</i>	<i>Elapsed Time</i>	<i>Lap Time</i>	<i>Lap Speed</i>		
1	2:18.329	2:18.329	78.283		
2	36:42.699	34:24.370	5.246		
3	38:47.590	2:04.891	86.706		
4	40:52.257	2:04.667	86.862		
5	42:55.546	2:03.289	87.833		
6	45:01.534	2:05.988	85.951		

<b>24</b>	<b>55 Donald MacFADYEN</b>				
SBKR		Behind	<b>16.739</b>		
Best Time	<b>2:03.319</b>	Best Speed	<b>87.811</b>	On	<b>6</b> Gp
<i>Lap</i>	<i>Elapsed Time</i>	<i>Lap Time</i>	<i>Lap Speed</i>		
1	2:31.286	2:31.286	71.578		
2	36:35.473	34:04.187	5.297		
3	38:40.783	2:05.310	86.416		
4	40:44.902	2:04.119	87.245		
5	42:49.093	2:04.191	87.195		
6	44:52.412	2:03.319	87.811		

# ROADSIDE KIA ARMOY ROAD RACE

## SUPERBIKE

Superbike Qualifying

Friday, 28 July 2017

## DETAILED RESULT



### Qualifying Classification

Position

#### 25 93 Paul CRANSTON

SBKR Behind 16.943

Best Time 2:03.523 Best Speed 87.666 On 5 Gp

Lap	Elapsed Time	Lap Time	Lap Speed
1	2:54.331	2:54.331	62.116
2	36:48.927	33:54.596	5.322
3	38:54.539	2:05.612	86.208
4	40:59.705	2:05.166	86.516
5	43:03.228	2:03.523	87.666
6	45:06.979	2:03.751	87.505

#### 26 81 David McCONNAGHY

SBKR Behind 17.221

Best Time 2:03.801 Best Speed 87.469 On 5 Gp

Lap	Elapsed Time	Lap Time	Lap Speed
1	2:33.548	2:33.548	70.524
2	36:51.438	34:17.890	5.262
3	38:57.239	2:05.801	86.079
4	41:02.805	2:05.566	86.240
5	43:06.606	2:03.801	87.469
6	45:11.938	2:05.332	86.401

#### 27 26 Dennis BOOTH

SBKR Behind 18.007

Best Time 2:04.587 Best Speed 86.918 On 6 Gp

Lap	Elapsed Time	Lap Time	Lap Speed
1	2:51.909	2:51.909	62.991
2	37:00.801	34:08.892	5.285
3	39:09.146	2:08.345	84.373
4	41:16.213	2:07.067	85.221
5	43:23.346	2:07.133	85.177
6	45:27.933	2:04.587	86.918

#### 28 28 Paul GARTLAND

SBKR Behind 18.205

Best Time 2:04.785 Best Speed 86.780 On 5 Gp

Lap	Elapsed Time	Lap Time	Lap Speed
1	2:30.749	2:30.749	71.833
2	36:45.638	34:14.889	5.270
3	38:52.413	2:06.775	85.417
4	40:57.435	2:05.022	86.615
5	43:02.220	2:04.785	86.780
6	45:10.639	2:08.419	84.324

### Qualifying Classification

Position

#### 29 16 Richard CHARLTON

SBKR Behind 18.782

Best Time 2:05.362 Best Speed 86.380 On 5 Gp

Lap	Elapsed Time	Lap Time	Lap Speed
1	2:36.522	2:36.522	69.184
2	36:48.235	34:11.713	5.278
3	38:57.833	2:09.598	83.557
4	41:04.984	2:07.151	85.165
5	43:10.346	2:05.362	86.380
6	45:15.835	2:05.489	86.293

#### 30 100 Patricia FERNANDEZ

SBKR Behind 19.455

Best Time 2:06.035 Best Speed 85.919 On 6 Gp

Lap	Elapsed Time	Lap Time	Lap Speed
1	2:53.004	2:53.004	62.593
2	36:32.548	33:39.544	5.362
3	38:42.783	2:10.235	83.148
4	40:52.061	2:09.278	83.764
5	43:00.114	2:08.053	84.565
6	45:06.149	2:06.035	85.919

#### 31 109 Neil KERNOHAN

SBKR Behind 42.302

Best Time 2:28.882 Best Speed 72.734 On 1 Gp

Lap	Elapsed Time	Lap Time	Lap Speed
1	2:28.882	2:28.882	72.734
2	36:52.241	34:23.359	5.248

# ROADSIDE KIA ARMOY ROAD RACE

SUPERBIKE

Armoy 3.008 miles

R11: Roadside KIA Race of Legends Grand Final

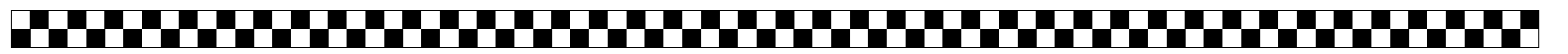
29/07/2017 16:20

Race (8 Laps)

## RACE 11 - RACE OF LEGENDS

			109		11
		28		55	10
5			64	18	9
					8
			97		7
119		29		96	6
		71		31	5
164			11	17	4
					3
			174		2
65		74		56	1
		52		22	
86			6	3	

POLE POSITION



Promoted by Armoy MRRC

Orbits

Provisional result to be confirmed by the Stewards of the Meeting subject to the completion of technical inspections and the time limit for protests  
 MCUI (Ulster Centre) Timing @ www.elaps-timing.com



Ride on  
Delta  
Seven



# ROADSIDE KIA ARMOY ROAD RACE

## SUPERBIKE

### Race 11 - Roadside KIA Race of Legends

Saturday, 29 July 2017



Pos	Class	No	Name	Machine / Sponsor	Gp	Lap	Total Time	Behind	Speed	-----Best Lap-----		
										Time	Speed	On

#### Race Classification

1	SBKR	3	Michael DUNLOP	Suzuki - Hawk Racing	a	7	12:23.008		102.020	1:44.749	103.379	3
2	SBKR	6	William DUNLOP	Yamaha - Temple Golf Club	a	7	12:35.663	12.655	100.311	1:46.353	101.819	7
3	SBKR	65	Michael SWEENEY	BMW - MJR Racing	a	7	12:36.088	13.080	100.255	1:46.111	102.052	7
4	SBKR	86	Derek McGEE	Kawasaki 600 - B & W / Site Sealants	a	7	12:37.341	14.333	100.089	1:46.852	101.344	7
5	SBKR	52	James COWTON	Kawasaki 600 - McAdoo Racing	a	7	12:48.173	25.165	98.678	1:48.328	99.963	6
6	SBKR	74	Joey THOMPSON	Kawasaki 600 - Team ILR / JTR	a	7	12:50.917	27.909	98.327	1:48.061	100.210	7
7	SBKR	174	Davey TODD	Kawasaki 600 - Longshot Racing	a	7	12:50.956	27.948	98.322	1:48.410	99.887	7
8	SBKR	22	Paul JORDAN	Yamaha 600 - IMR Evolution Camping	a	7	12:50.959	27.951	98.321	1:47.815	100.439	7
9	SBKR	71	Davy MORGAN	Kawasaki - Angry Bee	b	7	13:12.878	49.870	95.603	1:50.934	97.615	4
10	SBKR	17	Mark GOODINGS	Kawasaki - PMH / Pennine Stone	b	7	13:16.186	53.178	95.206	1:52.216	96.500	2
11	SBKR	11	Dominic HERBERTSON	BMW - WH Racing	b	7	13:23.037	1:00.029	94.394	1:52.341	96.392	7
12	SBKR	164	Graham KENNEDY	BMW - T D Racing	b	7	13:25.453	1:02.445	94.111	1:53.941	95.039	2
13	SBKR	31	Brad VICARS	Honda 600	b	7	13:25.611	1:02.603	94.092	1:53.141	95.711	5
14	SBKR	29	Forest DUNN	Honda - Forest Dunn Racing	b	7	13:49.163	1:26.155	91.419	1:56.221	93.174	2
15	SBKR	18	Callum LAIDLAW	Yamaha 600 - MM Auto Repair	c	7	13:51.391	1:28.383	91.174	1:56.689	92.801	2

#### Fastest Lap


SBKR	3	Michael DUNLOP	Suzuki - Hawk Racing							1:44.749	103.379	3
------	---	----------------	----------------------	--	--	--	--	--	--	----------	---------	---

#### Not Classified

DNF	SBKR	109	Neil KERNOHAN	Kawasaki - Logan Racing	c	2	3:56.743		91.481	1:54.420	94.641	2
DNF	SBKR	119	Kris DUNCAN	Kawasaki - Shirlaw's M/Cs / J E Autos	b	2	4:00.558		90.031	1:57.847	91.889	2

Provisional result to be confirmed by the Stewards of the Meeting subject to completion of technical inspections & the time limit for protests

Page 1 / 1

Circuit	<b>Armoey</b>	Signed	 Chief Timekeeper	Organising Club	<b>Armoey MRRC</b>
Length(miles)	<b>3.0080</b>			Race Started	<b>16:45</b>
Weather	<b>Bright</b>			Gp Time Diff - b 11.89 / c 23.28	
Track	<b>Mainly Dry</b>	Issued At:	17:03		



# ROADSIDE KIA ARMOY ROAD RACE

## SUPERBIKE

Race 11 - Roadside KIA Race of Legends

Saturday, 29 July 2017

### DETAILED RESULT



#### Race Classification

##### **1** 3 Michael DUNLOP

Total Time **12:23.008** Avg Speed **102.020** Behind  
Best Time **1:44.749** Best Speed **103.379** On **3** Gp **a**

Lap	Elapsed Time	Lap Time	Lap Speed
2	1:44.752	1:44.752	103.376
3	3:29.501	1:44.749	103.379
4	5:14.634	1:45.133	103.001
5	7:00.116	1:45.482	102.660
6	8:46.701	1:46.585	101.598
7	10:33.434	1:46.733	101.457

##### **2** 6 William DUNLOP

Total Time **12:35.663** Avg Speed **100.311** Behind **12.655**  
Best Time **1:46.353** Best Speed **101.819** On **7** Gp **a**

Lap	Elapsed Time	Lap Time	Lap Speed
2	1:47.542	1:47.542	100.694
3	3:34.257	1:46.715	101.474
4	5:20.775	1:46.518	101.662
5	7:08.260	1:47.485	100.747
6	8:56.274	1:48.014	100.254
7	10:42.627	1:46.353	101.819

##### **3** 65 Michael SWEENEY

Total Time **12:36.088** Avg Speed **100.255** Behind **13.080**  
Best Time **1:46.111** Best Speed **102.052** On **7** Gp **a**

Lap	Elapsed Time	Lap Time	Lap Speed
2	1:47.829	1:47.829	100.426
3	3:34.121	1:46.292	101.878
4	5:20.788	1:46.667	101.520
5	7:08.375	1:47.587	100.652
6	8:56.655	1:48.280	100.007
7	10:42.766	1:46.111	102.052

##### **4** 86 Derek McGEE

Total Time **12:37.341** Avg Speed **100.089** Behind **14.333**  
Best Time **1:46.852** Best Speed **101.344** On **7** Gp **a**

Lap	Elapsed Time	Lap Time	Lap Speed
2	1:47.404	1:47.404	100.823
3	3:34.282	1:46.878	101.319
4	5:21.242	1:46.960	101.242
5	7:09.011	1:47.769	100.482
6	8:58.065	1:49.054	99.298
7	10:44.917	1:46.852	101.344

#### Race Classification

##### **5** 52 James COWTON

Total Time **12:48.173** Avg Speed **98.678** Behind **25.165**  
Best Time **1:48.328** Best Speed **99.963** On **6** Gp **a**

Lap	Elapsed Time	Lap Time	Lap Speed
2	1:49.714	1:49.714	98.700
3	3:39.281	1:49.567	98.833
4	5:28.774	1:49.493	98.899
5	7:17.666	1:48.892	99.445
6	9:05.994	1:48.328	99.963
7	10:55.177	1:49.183	99.180

##### **6** 74 Joey THOMPSON

Total Time **12:50.917** Avg Speed **98.327** Behind **27.909**  
Best Time **1:48.061** Best Speed **100.210** On **7** Gp **a**

Lap	Elapsed Time	Lap Time	Lap Speed
2	1:50.185	1:50.185	98.278
3	3:40.511	1:50.326	98.153
4	5:29.658	1:49.147	99.213
5	7:18.556	1:48.898	99.440
6	9:07.193	1:48.637	99.679
7	10:55.254	1:48.061	100.210

##### **7** 174 Davey TODD

Total Time **12:50.956** Avg Speed **98.322** Behind **27.948**  
Best Time **1:48.410** Best Speed **99.887** On **7** Gp **a**

Lap	Elapsed Time	Lap Time	Lap Speed
2	1:50.294	1:50.294	98.181
3	3:39.845	1:49.551	98.847
4	5:29.026	1:49.181	99.182
5	7:17.732	1:48.706	99.615
6	9:06.289	1:48.557	99.752
7	10:54.699	1:48.410	99.887

##### **8** 22 Paul JORDAN

Total Time **12:50.959** Avg Speed **98.321** Behind **27.951**  
Best Time **1:47.815** Best Speed **100.439** On **7** Gp **a**

Lap	Elapsed Time	Lap Time	Lap Speed
2	1:50.585	1:50.585	97.923
3	3:39.981	1:49.396	98.987
4	5:29.430	1:49.449	98.939
5	7:18.308	1:48.878	99.458
6	9:06.923	1:48.615	99.699
7	10:54.738	1:47.815	100.439

# ROADSIDE KIA ARMOY ROAD RACE

## SUPERBIKE

### Race 11 - Roadside KIA Race of Legends

Saturday, 29 July 2017

## DETAILED RESULT



### Race Classification

#### **9** 71 Davy MORGAN

Total Time **13:12.878** Avg Speed **95.603** Behind **49.870**  
Best Time **1:50.934** Best Speed **97.615** On **4** Gp **b**

Lap	Elapsed Time	Lap Time	Lap Speed
2	1:52.989	1:52.989	95.839
3	3:45.142	1:52.153	96.554
4	5:36.076	1:50.934	97.615
5	7:28.457	1:52.381	96.358
6	9:19.663	1:51.206	97.376
7	11:12.013	1:52.350	96.385

### Race Classification

#### **13** 31 Brad VICARS

Total Time **13:25.611** Avg Speed **94.092** Behind **1:02.603**  
Best Time **1:53.141** Best Speed **95.711** On **5** Gp **b**

Lap	Elapsed Time	Lap Time	Lap Speed
2	1:54.707	1:54.707	94.404
3	3:48.511	1:53.804	95.153
4	5:42.412	1:53.901	95.072
5	7:35.553	1:53.141	95.711
6	9:29.397	1:53.844	95.120
7	11:23.893	1:54.496	94.578

#### **10** 17 Mark GOODINGS

Total Time **13:16.186** Avg Speed **95.206** Behind **53.178**  
Best Time **1:52.216** Best Speed **96.500** On **2** Gp **b**

Lap	Elapsed Time	Lap Time	Lap Speed
2	1:52.216	1:52.216	96.500
3	3:46.001	1:53.785	95.169
4	5:39.600	1:53.599	95.325
5	7:32.371	1:52.771	96.025
6	9:25.952	1:53.581	95.340
7	11:19.350	1:53.398	95.494

#### **14** 29 Forest DUNN

Total Time **13:49.163** Avg Speed **91.419** Behind **1:26.155**  
Best Time **1:56.221** Best Speed **93.174** On **2** Gp **b**

Lap	Elapsed Time	Lap Time	Lap Speed
2	1:56.221	1:56.221	93.174
3	3:52.481	1:56.260	93.143
4	5:51.002	1:58.521	91.366
5	7:50.101	1:59.099	90.923
6	9:49.663	1:59.562	90.571
7	11:48.485	1:58.822	91.135

#### **11** 11 Dominic HERBERTSON

Total Time **13:23.037** Avg Speed **94.394** Behind **1:00.029**  
Best Time **1:52.341** Best Speed **96.392** On **7** Gp **b**

Lap	Elapsed Time	Lap Time	Lap Speed
2	1:54.222	1:54.222	94.805
3	3:48.360	1:54.138	94.875
4	5:41.906	1:53.546	95.369
5	7:34.983	1:53.077	95.765
6	9:29.442	1:54.459	94.609
7	11:21.783	1:52.341	96.392

#### **15** 18 Callum LAIDLAW

Total Time **13:51.391** Avg Speed **91.174** Behind **1:28.383**  
Best Time **1:56.689** Best Speed **92.801** On **2** Gp **c**

Lap	Elapsed Time	Lap Time	Lap Speed
2	1:56.689	1:56.689	92.801
3	3:55.787	1:59.098	90.923
4	5:54.206	1:58.419	91.445
5	7:52.480	1:58.274	91.557
6	9:50.655	1:58.175	91.634
7	11:48.558	1:57.903	91.845

#### **12** 164 Graham KENNEDY

Total Time **13:25.453** Avg Speed **94.111** Behind **1:02.445**  
Best Time **1:53.941** Best Speed **95.039** On **2** Gp **b**

Lap	Elapsed Time	Lap Time	Lap Speed
2	1:53.941	1:53.941	95.039
3	3:48.160	1:54.219	94.807
4	5:43.513	1:55.353	93.875
5	7:38.232	1:54.719	94.394
6	9:33.140	1:54.908	94.239
7	11:27.605	1:54.465	94.604

### Not Classified

#### **DNF** 109 Neil KERNOHAN

Total Time **3:56.743** Avg Speed **91.481** Behind  
Best Time **1:54.420** Best Speed **94.641** On **2** Gp **c**

Lap	Elapsed Time	Lap Time	Lap Speed
2	1:54.420	1:54.420	94.641

# ROADSIDE KIA ARMOY ROAD RACE

## SUPERBIKE

Race 11 - Roadside KIA Race of Legends

Saturday, 29 July 2017

## DETAILED RESULT



### Not Classified

**DNF** 119 Kris DUNCAN

Total Time **4:00.558** Avg Speed **90.031** Behind  
Best Time **1:57.847** Best Speed **91.889** On **2** Gp **b**

Lap	Elapsed Time	Lap Time	Lap Speed
2	1:57.847	1:57.847	91.889

# ROADSIDE KIA ARMOY ROAD RACE

## SUPERBIKE

### Race 11 - Roadside KIA Race of Legends

## LAP CHART

**2**

No	Name	Gp	Time of Day	Lap Time
3	Michael DUNLOP	a	16:49:31.870	1:44.752
86	Derek McGEE	a	16:49:37.372	1:47.404
6	William DUNLOP	a	16:49:38.122	1:47.542
65	Michael SWEENEY	a	16:49:38.695	1:47.829
52	James COWTON	a	16:49:40.254	1:49.714
74	Joey THOMPSON	a	16:49:43.392	1:50.185
174	Davey TODD	a	16:49:44.095	1:50.294
22	Paul JORDAN	a	16:49:44.350	1:50.585
17	Mark GOODINGS	b	16:49:46.596	1:52.216
164	Graham KENNEDY	b	16:49:49.333	1:53.941
71	Davy MORGAN	b	16:49:51.398	1:52.989
11	Dominic HERBERTSON	b	16:49:53.020	1:54.222
31	Brad VICARS	b	16:49:53.969	1:54.707
109	Neil KERNOHAN	c	16:49:54.287	1:54.420
29	Forest DUNN	b	16:49:54.443	1:56.221
18	Callum LAIDLAW	c	16:49:57.066	1:56.689
119	Kris DUNCAN	b	16:49:58.102	1:57.847

**3**

No	Name	Gp	Time of Day	Lap Time
3	Michael DUNLOP	a	16:51:16.619	1:44.749
86	Derek McGEE	a	16:51:24.250	1:46.878
6	William DUNLOP	a	16:51:24.837	1:46.715
65	Michael SWEENEY	a	16:51:24.987	1:46.292
52	James COWTON	a	16:51:29.821	1:49.567
174	Davey TODD	a	16:51:33.646	1:49.551
74	Joey THOMPSON	a	16:51:33.718	1:50.326
22	Paul JORDAN	a	16:51:33.746	1:49.396
17	Mark GOODINGS	b	16:51:40.381	1:53.785
71	Davy MORGAN	b	16:51:43.551	1:52.153
164	Graham KENNEDY	b	16:51:43.552	1:54.219
11	Dominic HERBERTSON	b	16:51:47.158	1:54.138
31	Brad VICARS	b	16:51:47.773	1:53.804
29	Forest DUNN	b	16:51:50.703	1:56.260
18	Callum LAIDLAW	c	16:51:56.164	1:59.098

**4**

No	Name	Gp	Time of Day	Lap Time
3	Michael DUNLOP	a	16:53:01.752	1:45.133
86	Derek McGEE	a	16:53:11.210	1:46.960
6	William DUNLOP	a	16:53:11.355	1:46.518
65	Michael SWEENEY	a	16:53:11.654	1:46.667
52	James COWTON	a	16:53:19.314	1:49.493
174	Davey TODD	a	16:53:22.827	1:49.181
74	Joey THOMPSON	a	16:53:22.865	1:49.147
22	Paul JORDAN	a	16:53:23.195	1:49.449
17	Mark GOODINGS	b	16:53:33.980	1:53.599
71	Davy MORGAN	b	16:53:34.485	1:50.934
164	Graham KENNEDY	b	16:53:38.905	1:55.353
11	Dominic HERBERTSON	b	16:53:40.704	1:53.546
31	Brad VICARS	b	16:53:41.674	1:53.901
29	Forest DUNN	b	16:53:49.224	1:58.521
18	Callum LAIDLAW	c	16:53:54.583	1:58.419

**5**

No	Name	Gp	Time of Day	Lap Time
3	Michael DUNLOP	a	16:54:47.234	1:45.482
6	William DUNLOP	a	16:54:58.840	1:47.485
86	Derek McGEE	a	16:54:58.979	1:47.769
65	Michael SWEENEY	a	16:54:59.241	1:47.587
52	James COWTON	a	16:55:08.206	1:48.892
174	Davey TODD	a	16:55:11.533	1:48.706
74	Joey THOMPSON	a	16:55:11.763	1:48.898
22	Paul JORDAN	a	16:55:12.073	1:48.878
17	Mark GOODINGS	b	16:55:26.751	1:52.771
71	Davy MORGAN	b	16:55:26.866	1:52.381
164	Graham KENNEDY	b	16:55:33.624	1:54.719
11	Dominic HERBERTSON	b	16:55:33.781	1:53.077
31	Brad VICARS	b	16:55:34.815	1:53.141
29	Forest DUNN	b	16:55:48.323	1:59.099
18	Callum LAIDLAW	c	16:55:52.857	1:58.274

**6**

No	Name	Gp	Time of Day	Lap Time
3	Michael DUNLOP	a	16:56:33.819	1:46.585
6	William DUNLOP	a	16:56:46.854	1:48.014
65	Michael SWEENEY	a	16:56:47.521	1:48.280
86	Derek McGEE	a	16:56:48.033	1:49.054
52	James COWTON	a	16:56:56.534	1:48.328
174	Davey TODD	a	16:57:00.090	1:48.557
74	Joey THOMPSON	a	16:57:00.400	1:48.637
22	Paul JORDAN	a	16:57:00.688	1:48.615
71	Davy MORGAN	b	16:57:18.072	1:51.206
17	Mark GOODINGS	b	16:57:20.332	1:53.581
11	Dominic HERBERTSON	b	16:57:28.240	1:54.459
164	Graham KENNEDY	b	16:57:28.532	1:54.908
31	Brad VICARS	b	16:57:28.659	1:53.844
29	Forest DUNN	b	16:57:47.885	1:59.562
18	Callum LAIDLAW	c	16:57:51.032	1:58.175

**7**

No	Name	Gp	Time of Day	Lap Time
3	Michael DUNLOP	a	16:58:20.552	1:46.733
6	William DUNLOP	a	16:58:33.207	1:46.353
65	Michael SWEENEY	a	16:58:33.632	1:46.111
86	Derek McGEE	a	16:58:34.885	1:46.852
52	James COWTON	a	16:58:45.717	1:49.183
74	Joey THOMPSON	a	16:58:48.461	1:48.061
174	Davey TODD	a	16:58:48.500	1:48.410
22	Paul JORDAN	a	16:58:48.503	1:47.815
71	Davy MORGAN	b	16:59:10.422	1:52.350
17	Mark GOODINGS	b	16:59:13.730	1:53.398
11	Dominic HERBERTSON	b	16:59:20.581	1:52.341
164	Graham KENNEDY	b	16:59:22.997	1:54.465
31	Brad VICARS	b	16:59:23.155	1:54.496
29	Forest DUNN	b	16:59:46.707	1:58.822
18	Callum LAIDLAW	c	16:59:48.935	1:57.903