



ARMOY ROAD RACE

The Race of Legends

Friday 28th & Saturday 29th July 2017

promoted by
Armoyn Motorcycle Road Racing Club
www.amrrc.com



SENIOR SUPPORT

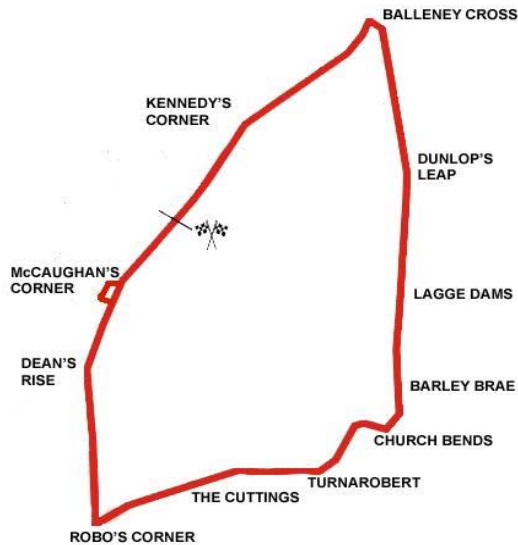


Causeway
Coast & Glens
Borough Council



tourism
northernireland

Armoey Circuit 3.008 miles



Lap Records

Class	Rider	Machine	m s	mph	Year
125cc	William Dunlop	Honda	2 02.397	88.473	2010
Moto 3	Christian Elkin	Honda 250	2 03.375	87.771	2014
250cc	Michael Sweeney	Honda	1 52.439	96.308	2013
Lightweight Supersport	Seamus Elliott	Yamaha 400	1 56.932	92.608	2015
Supertwin	Ryan Farquhar	Kawasaki	1 50.379	98.106	2015
Supersport	William Dunlop	Yamaha	1 43.834	104.290	2015
Superbike	Michael Dunlop	Honda	1 41.382	106.812	2013
Senior Support	Connor Behan	Kawasaki 636	1 50.783	97.748	2013
Junior Support	Mark Hanna	Kawasaki 650	1 54.969	94.189	2013
Classic 1000cc	Robert McCrum	Norton Weslake 950	2 06.649	85.502	2013
Classic 500cc	Richard Lambourne	Norton	2 10.738	82.828	2013
Classic 350cc	Barry Davidson	Honda	2 14.308	80.627	2016
Classic 250cc	Kevin Strowger	Suzuki	2 18.625	78.116	2013
Forgotten Era	Gary Miller	Yamaha 347	2 17.298	78.871	2016

MOST WINS at ARMOY ROAD RACE

Michael Dunlop	14	2009-16	(125-1, 250-1, Supersport-2, Superbike-10)
Ryan Farquhar	12	2009-15	(450-3, Supertwin-5, Supersport-1, Superbike-3)
William Dunlop	11	2010-16	(125-2, 250-3, Supersport-6)
Barry Davidson	5	2012-16	(Classic 350-5)
Allan Brew	3	2009-13	(Classic 350-1, Classic 500-2)
Robert McCrum	3	2010-14	(Classic 1000-3)
Philip Shaw	3	2010-15	(Classic 250-3)
Richard Ford	3	2011-15	(Classic 1000-3)
Guy Martin	3	2014-15	(Supersport-1, Superbike-2)
Christian Elkin	3	2013-16	(Moto 3-3)

MOST WINS AT ALL IRISH ROAD RACE MEETINGS (after Faughen 50 2017)

Ryan Farquhar	211	1995-16
Joey Dunlop	156	1971-00
Robert Dunlop	135	1980-08
William Dunlop	119	2005-17
Ray McCullough	109	1960-82
Phillip McCallen	109	1987-99
Michael Dunlop	97	2006-16
Brian Reid	78	1980-94
Darran Lindsay	74	1999-06
James Courtney	66	1992-99

ROADSIDE KIA ARMOY ROAD RACE


SENIOR SUPPORT Senior Support Qualifying Friday, 28 July 2017



Pos	Class	No	Name	Machine / Sponsor	----- Best Lap -----			On	Laps
					Time	Behind	Speed		
Qualifying Classification									
1	SSEN	150	Joseph LOUGHLIN	Yamaha 600 - thevisorshop.com	2:03.117		87.955	4	6
2	SSEN	32	Stephen McKEOWN	Honda 600	2:07.518	4.401	84.920	6	6
3	SSEN	4	David HOWARD	Yamaha 600 - DJL Racing	2:08.526	5.409	84.254	5	6
4	SSEN	45	Chris COOK	Kawasaki 600 - Cook Racing	2:09.584	6.467	83.566	5	6
5	SSEN	38	Derek WILKIE	Kawasaki 750	2:09.669	6.552	83.511	6	6
6	SSEN	11	John CAHILL	Suzuki 750	2:10.196	7.079	83.173	6	6
7	SSEN	44	Glenn WALKER	Kawasaki 600	2:10.236	7.119	83.148	6	6
8	SSEN	66	Alan JOHNSTON	Kawasaki 600 - Frazer	2:10.760	7.643	82.814	6	6
9	SSEN	21	Mike SWANSON	Yamaha 600 - HMD Tuning	2:11.053	7.936	82.629	4	6
10	SSEN	60	George SCOTT	Honda 600	2:12.489	9.372	81.734	5	6
11	SSEN	420	Tom VEAR	Yamaha 600 - Tom Vear Racing	2:12.894	9.777	81.484	5	5
12	SSEN	151	Marc IRONSIDE	Kawasaki 600 - Shirlaw's Motorcycles	2:13.873	10.756	80.889	5	6
13	SSEN	74	Tommy HENRY	Yamaha 600 - NJT Racing	2:14.530	11.413	80.494	5	5
14	SSEN	81	Steven LYND	Yamaha 600	2:14.688	11.571	80.399	4	5
15	SSEN	29	Adam LYON	Yamaha 600 - LAPIS/Shirlaw's M/Cs	2:15.759	12.642	79.765	5	6
16	SSEN	23	Stuart McCANN	Triumph 675 - Gus Commercials	2:15.900	12.783	79.682	5	6
17	SSEN	176	James CHRISTIE	Yamaha 600 - Team JCR	2:16.980	13.863	79.054	5	5
18	SSEN	24	James REVELEY	Yamaha 600 - PCN Racing	2:17.120	14.003	78.973	5	5
19	SSEN	121	James FIELD	Kawasaki 600	2:18.022	14.905	78.457	5	5
20	SSEN	156	Kevin BARSBY	Triumph 675	2:19.543	16.426	77.602	4	6
21	SSEN	49	Brian KEOHANE	Suzuki 600	2:20.544	17.427	77.049	5	5
22	SSEN	136	John O'DONOVAN	Yamaha 600	2:20.682	17.565	76.974	4	5
23	SSEN	7	Sarah BOYES	Yamaha 600 - Steve Boyes Raceprep	2:22.326	19.209	76.084	3	6
24	SSEN	36	Matt DONALDSON	Yamaha 600	2:22.629	19.512	75.923	5	5
25	SSEN	20	Chris WHITEHOUSE	Triumph 675 - C Whitehouse	2:24.445	21.328	74.968	5	5
26	SSEN	179	James ROTHERY	Triumph 675	2:24.765	21.648	74.803	5	6
27	SSEN	83	Andy McALLISTER	Suzuki 750 - Mac-FRSNI Racing	2:25.177	22.060	74.590	4	6
28	SSEN	14	Rodney LITTLE	Suzuki 600	2:30.029	26.912	72.178	4	5
29	SSEN	130	Nigel McAULEY	Yamaha 600 - SNR Racing	2:33.437	30.320	70.575	4	5
30	SSEN	46	Stephen WILSON	Suzuki 750 - Stephen Wilson	2:39.061	35.944	68.080	5	5

Provisional result to be confirmed by the Stewards of the Meeting subject to completion of technical inspections & the time limit for protests

Page 1 / 1

Circuit	Armoiy	Signed		Organising Club	Armoiy MRRC
Length(miles)	3.0080	Chief Timekeeper		Qualifying Started	00:00
Weather	Cloudy	Issued At:	14:19		
Track	Wet				



ROADSIDE KIA ARMOY ROAD RACE

SENIOR SUPPORT

Senior Support Qualifying

Friday, 28 July 2017

DETAILED RESULT



Qualifying Classification

Position

1 150 Joseph LOUGHLIN

SSEN Behind 4.401
Best Time **2:03.117** Best Speed **87.955** On **4** Gp

Lap	Elapsed Time	Lap Time	Lap Speed
1	2:19.320	2:19.320	77.726
2	4:25.083	2:05.763	86.105
3	6:35.109	2:10.026	83.282
4	8:38.226	2:03.117	87.955
5	10:42.185	2:03.959	87.358
6	12:45.612	2:03.427	87.734

2 32 Stephen McKEOWN

SSEN Behind 4.401
Best Time **2:07.518** Best Speed **84.920** On **6** Gp

Lap	Elapsed Time	Lap Time	Lap Speed
1	2:57.385	2:57.385	61.047
2	5:14.611	2:17.226	78.912
3	7:30.391	2:15.780	79.753
4	9:44.486	2:14.095	80.755
5	11:55.899	2:11.413	82.403
6	14:03.417	2:07.518	84.920

3 4 David HOWARD

SSEN Behind 5.409
Best Time **2:08.526** Best Speed **84.254** On **5** Gp

Lap	Elapsed Time	Lap Time	Lap Speed
1	3:10.296	3:10.296	56.905
2	5:23.226	2:12.930	81.462
3	7:37.266	2:14.040	80.788
4	9:48.162	2:10.896	82.728
5	11:56.688	2:08.526	84.254
6	14:06.031	2:09.343	83.722

4 45 Chris COOK

SSEN Behind 6.467
Best Time **2:09.584** Best Speed **83.566** On **5** Gp

Lap	Elapsed Time	Lap Time	Lap Speed
1	3:16.474	3:16.474	55.116
2	5:41.199	2:24.725	74.823
3	7:56.054	2:14.855	80.300
4	10:06.448	2:10.394	83.047
5	12:16.032	2:09.584	83.566
6	14:30.678	2:14.646	80.424

Qualifying Classification

Position

5 38 Derek WILKIE

SSEN Behind 6.552
Best Time **2:09.669** Best Speed **83.511** On **6** Gp

Lap	Elapsed Time	Lap Time	Lap Speed
1	2:37.383	2:37.383	68.805
2	4:53.941	2:16.558	79.298
3	7:08.137	2:14.196	80.694
4	9:20.893	2:12.756	81.569
5	11:35.517	2:14.624	80.437
6	13:45.186	2:09.669	83.511

6 11 John CAHILL

SSEN Behind 7.079
Best Time **2:10.196** Best Speed **83.173** On **6** Gp

Lap	Elapsed Time	Lap Time	Lap Speed
1	2:39.857	2:39.857	67.741
2	4:56.802	2:16.945	79.074
3	7:09.101	2:12.299	81.851
4	9:23.484	2:14.383	80.582
5	11:36.685	2:13.201	81.297
6	13:46.881	2:10.196	83.173

7 44 Glenn WALKER

SSEN Behind 7.119
Best Time **2:10.236** Best Speed **83.148** On **6** Gp

Lap	Elapsed Time	Lap Time	Lap Speed
1	3:00.362	3:00.362	60.039
2	5:19.545	2:19.183	77.803
3	7:37.898	2:18.353	78.269
4	9:51.278	2:13.380	81.188
5	12:01.881	2:10.603	82.914
6	14:12.117	2:10.236	83.148

8 66 Alan JOHNSTON

SSEN Behind 7.643
Best Time **2:10.760** Best Speed **82.814** On **6** Gp

Lap	Elapsed Time	Lap Time	Lap Speed
1	3:16.282	3:16.282	55.170
2	5:40.524	2:24.242	75.074
3	7:56.825	2:16.301	79.448
4	10:10.745	2:13.920	80.860
5	12:24.623	2:13.878	80.886
6	14:35.383	2:10.760	82.814

ROADSIDE KIA ARMOY ROAD RACE

SENIOR SUPPORT

Senior Support Qualifying

Friday, 28 July 2017

DETAILED RESULT



Qualifying Classification

Position

9 21 Mike SWANSON

SSEN Behind 7.936

Best Time 2:11.053 Best Speed 82.629 On 4 Gp

Lap	Elapsed Time	Lap Time	Lap Speed
1	3:08.396	3:08.396	57.479
2	5:25.769	2:17.373	78.828
3	7:42.641	2:16.872	79.116
4	9:53.694	2:11.053	82.629
5	12:05.230	2:11.536	82.326
6	14:24.194	2:18.964	77.925

10 60 George SCOTT

SSEN Behind 9.372

Best Time 2:12.489 Best Speed 81.734 On 5 Gp

Lap	Elapsed Time	Lap Time	Lap Speed
1	2:25.089	2:25.089	74.636
2	4:39.179	2:14.090	80.758
3	6:52.507	2:13.328	81.219
4	9:06.939	2:14.432	80.552
5	11:19.428	2:12.489	81.734
6	13:32.365	2:12.937	81.458

11 420 Tom VEAR

SSEN Behind 9.777

Best Time 2:12.894 Best Speed 81.484 On 5 Gp

Lap	Elapsed Time	Lap Time	Lap Speed
1	3:55.714	3:55.714	45.940
2	6:18.744	2:23.030	75.710
3	8:38.136	2:19.392	77.686
4	10:53.026	2:14.890	80.279
5	13:05.920	2:12.894	81.484

12 151 Marc IRONSIDE

SSEN Behind 10.756

Best Time 2:13.873 Best Speed 80.889 On 5 Gp

Lap	Elapsed Time	Lap Time	Lap Speed
1	3:32.269	3:32.269	51.015
2	5:49.796	2:17.527	78.739
3	8:06.694	2:16.898	79.101
4	10:22.839	2:16.145	79.539
5	12:36.712	2:13.873	80.889
6	14:51.995	2:15.283	80.046

Qualifying Classification

Position

13 74 Tommy HENRY

SSEN Behind 11.413

Best Time 2:14.530 Best Speed 80.494 On 5 Gp

Lap	Elapsed Time	Lap Time	Lap Speed
1	3:45.085	3:45.085	48.110
2	6:03.658	2:18.573	78.145
3	8:22.326	2:18.668	78.092
4	10:41.951	2:19.625	77.556
5	12:56.481	2:14.530	80.494

14 81 Steven LYND

SSEN Behind 11.571

Best Time 2:14.688 Best Speed 80.399 On 4 Gp

Lap	Elapsed Time	Lap Time	Lap Speed
1	3:45.144	3:45.144	48.097
2	6:06.584	2:21.440	76.561
3	8:22.900	2:16.316	79.439
4	10:37.588	2:14.688	80.399
5	12:53.361	2:15.773	79.757

15 29 Adam LYON

SSEN Behind 12.642

Best Time 2:15.759 Best Speed 79.765 On 5 Gp

Lap	Elapsed Time	Lap Time	Lap Speed
1	3:03.688	3:03.688	58.952
2	5:24.832	2:21.144	76.722
3	7:43.161	2:18.329	78.283
4	9:59.813	2:16.652	79.244
5	12:15.572	2:15.759	79.765
6	14:31.380	2:15.808	79.736

16 23 Stuart McCANN

SSEN Behind 12.783

Best Time 2:15.900 Best Speed 79.682 On 5 Gp

Lap	Elapsed Time	Lap Time	Lap Speed
1	3:34.812	3:34.812	50.411
2	5:53.824	2:19.012	77.898
3	8:17.737	2:23.913	75.245
4	10:35.631	2:17.894	78.530
5	12:51.531	2:15.900	79.682
6	15:12.049	2:20.518	77.063

ROADSIDE KIA ARMOY ROAD RACE

SENIOR SUPPORT

Senior Support Qualifying

Friday, 28 July 2017

DETAILED RESULT



Qualifying Classification

Position

17 176 James CHRISTIE

SSEN Behind 13.863

Best Time 2:16.980 Best Speed 79.054 On 5 Gp

Lap	Elapsed Time	Lap Time	Lap Speed
1	3:15.077	3:15.077	55.510
2	5:42.317	2:27.240	73.545
3	8:06.942	2:24.625	74.875
4	10:30.283	2:23.341	75.546
5	12:47.263	2:16.980	79.054

18 24 James REVELEY

SSEN Behind 14.003

Best Time 2:17.120 Best Speed 78.973 On 5 Gp

Lap	Elapsed Time	Lap Time	Lap Speed
1	3:49.963	3:49.963	47.089
2	6:15.064	2:25.101	74.629
3	8:35.888	2:20.824	76.896
4	10:54.040	2:18.152	78.383
5	13:11.160	2:17.120	78.973

19 121 James FIELD

SSEN Behind 14.905

Best Time 2:18.022 Best Speed 78.457 On 5 Gp

Lap	Elapsed Time	Lap Time	Lap Speed
1	3:11.828	3:11.828	56.451
2	5:41.912	2:30.084	72.152
3	8:05.937	2:24.025	75.187
4	10:26.432	2:20.495	77.076
5	12:44.454	2:18.022	78.457

20 156 Kevin BARSBY

SSEN Behind 16.426

Best Time 2:19.543 Best Speed 77.602 On 4 Gp

Lap	Elapsed Time	Lap Time	Lap Speed
1	2:45.773	2:45.773	65.323
2	5:10.314	2:24.541	74.919
3	7:30.152	2:19.838	77.438
4	9:49.695	2:19.543	77.602
5	12:12.462	2:22.767	75.849
6	14:33.144	2:20.682	76.974

Qualifying Classification

Position

21 49 Brian KEOHANE

SSEN Behind 17.427

Best Time 2:20.544 Best Speed 77.049 On 5 Gp

Lap	Elapsed Time	Lap Time	Lap Speed
1	3:48.081	3:48.081	47.478
2	6:26.321	2:38.240	68.433
3	8:51.205	2:24.884	74.741
4	11:16.269	2:25.064	74.648
5	13:36.813	2:20.544	77.049

22 136 John O'DONOVAN

SSEN Behind 17.565

Best Time 2:20.682 Best Speed 76.974 On 4 Gp

Lap	Elapsed Time	Lap Time	Lap Speed
1	3:14.663	3:14.663	55.628
2	5:47.220	2:32.557	70.982
3	8:14.632	2:27.412	73.459
4	10:35.314	2:20.682	76.974
5	12:56.257	2:20.943	76.831

23 7 Sarah BOYES

SSEN Behind 19.209

Best Time 2:22.326 Best Speed 76.084 On 3 Gp

Lap	Elapsed Time	Lap Time	Lap Speed
1	3:08.092	3:08.092	57.572
2	5:35.783	2:27.691	73.321
3	7:58.109	2:22.326	76.084
4	10:21.116	2:23.007	75.722
5	12:44.052	2:22.936	75.760
6	15:10.608	2:26.556	73.888

24 36 Matt DONALDSON

SSEN Behind 19.512

Best Time 2:22.629 Best Speed 75.923 On 5 Gp

Lap	Elapsed Time	Lap Time	Lap Speed
1	3:08.417	3:08.417	57.473
2	5:44.349	2:35.932	69.446
3	8:18.632	2:34.283	70.188
4	10:46.324	2:27.692	73.320
5	13:08.953	2:22.629	75.923

ROADSIDE KIA ARMOY ROAD RACE

SENIOR SUPPORT

Senior Support Qualifying

Friday, 28 July 2017

DETAILED RESULT



Qualifying Classification

Position

25 20 Chris WHITEHOUSE

SSEN Behind 21.328

Best Time 2:24.445 Best Speed 74.968 On 5 Gp

Lap	Elapsed Time	Lap Time	Lap Speed
1	3:39.129	3:39.129	49.417
2	6:09.117	2:29.988	72.198
3	8:36.452	2:27.335	73.498
4	11:01.361	2:24.909	74.728
5	13:25.806	2:24.445	74.968

26 179 James ROTHERY

SSEN Behind 21.648

Best Time 2:24.765 Best Speed 74.803 On 5 Gp

Lap	Elapsed Time	Lap Time	Lap Speed
1	2:52.713	2:52.713	62.698
2	5:21.105	2:28.392	72.974
3	7:48.650	2:27.545	73.393
4	10:13.636	2:24.986	74.689
5	12:38.401	2:24.765	74.803
6	15:05.445	2:27.044	73.643

27 83 Andy McALLISTER

SSEN Behind 22.060

Best Time 2:25.177 Best Speed 74.590 On 4 Gp

Lap	Elapsed Time	Lap Time	Lap Speed
1	2:37.216	2:37.216	68.878
2	5:10.772	2:33.556	70.520
3	7:41.154	2:30.382	72.009
4	10:06.331	2:25.177	74.590
5	12:32.664	2:26.333	74.001
6	15:07.511	2:34.847	69.932

28 14 Rodney LITTLE

SSEN Behind 26.912

Best Time 2:30.029 Best Speed 72.178 On 4 Gp

Lap	Elapsed Time	Lap Time	Lap Speed
1	3:14.173	3:14.173	55.769
2	5:51.752	2:37.579	68.720
3	8:22.792	2:31.040	71.695
4	10:52.821	2:30.029	72.178
5	13:24.812	2:31.991	71.246

Qualifying Classification

Position

29 130 Nigel McAULEY

SSEN Behind 30.320

Best Time 2:33.437 Best Speed 70.575 On 4 Gp

Lap	Elapsed Time	Lap Time	Lap Speed
1	4:09.707	4:09.707	43.366
2	6:49.149	2:39.442	67.917
3	9:23.618	2:34.469	70.103
4	11:57.055	2:33.437	70.575
5	14:31.338	2:34.283	70.188

30 46 Stephen WILSON

SSEN Behind 35.944

Best Time 2:39.061 Best Speed 68.080 On 5 Gp

Lap	Elapsed Time	Lap Time	Lap Speed
1	3:41.409	3:41.409	48.909
2	6:27.313	2:45.904	65.271
3	9:10.129	2:42.816	66.509
4	11:49.802	2:39.673	67.819
5	14:28.863	2:39.061	68.080

ROADSIDE KIA ARMOY ROAD RACE

SENIOR SUPPORT

Armoey 3.008 miles

R1: Armoey Construction/PES Senior Support (non-championship)

28/07/2017 18:40

Race (7 Laps)

RACE 1 - SENIOR SUPPORT - FRIDAY (ULSTER CHAMPIONSHIP)

Reserve - 186

			46		12
			A		
14		83		179	11
C		B		A	
	20		36		10
	B		A		
136		49		156	9
C		B		A	
			121		8
			A		
24		176		23	7
C	B	B		A	
	29		81		6
	B		A		
74		151		420	5
C		B		A	
			60		4
			A		
21		66		44	3
C	B	B		A	
	11		38		2
	B		A		
45		4		150	1
C		B		A	

POLE POSITION

Promoted by Armoey MRRC

Orbits

Provisional result to be confirmed by the Stewards of the Meeting subject to the completion of technical inspections and the time limit for protests
MCUI (Ulster Centre) Timing @ www.elaps-timing.com



Ride on
Delta
Seven

ROADSIDE KIA ARMOY ROAD RACE

SENIOR SUPPORT

Race 1 - Armoyn Construction/Park Electrical Senior Support (Ulster C/ship)

Friday, 28 July 2017



-----Best Lap-----
Pos Class No Name Machine / Sponsor Gp Lap Total Time Behind Speed Time Speed On

Race Classification

1	SSEN	29	Adam LYON	Yamaha 600 - LAPIS/Shirlaw's M/Cs	b	7	13:35.323		92.971	1:54.527	94.552	5
2	SSEN	150	Joseph LOUGHLIN	Yamaha 600 - thevisorshop.com	a	7	13:38.458	3.135	92.615	1:54.663	94.440	5
3	SSEN	4	David HOWARD	Yamaha 600 - DJL Racing	a	7	13:41.843	6.520	92.234	1:55.726	93.573	6
4	SSEN	151	Marc IRONSIDE	Kawasaki 600 - Shirlaw's Motorcycles	b	7	13:47.615	12.292	91.590	1:55.653	93.632	7
5	SSEN	66	Alan JOHNSTON	Kawasaki 600 - Frazer	a	7	13:49.990	14.667	91.328	1:56.206	93.186	5
6	SSEN	21	Mike SWANSON	Yamaha 600 - HMD Tuning	a	7	13:51.941	16.618	91.114	1:56.348	93.073	5
7	SSEN	83	Andy McALLISTER	Suzuki 750 - Mac-FRSNI Racing	c	7	13:57.007	21.684	90.563	1:57.399	92.239	6
8	SSEN	74	Tommy HENRY	Yamaha 600 - NJT Racing	b	7	14:10.636	35.313	89.112	1:57.868	91.872	7
9	SSEN	11	John CAHILL	Suzuki 750	a	7	14:21.716	46.393	87.966	2:01.181	89.361	7
10	SSEN	38	Derek WILKIE	Kawasaki 750	a	7	14:23.046	47.723	87.830	2:00.278	90.031	6
11	SSEN	121	James FIELD	Kawasaki 600	b	7	14:28.855	53.532	87.243	2:01.001	89.493	7
12	SSEN	24	James REVELEY	Yamaha 600 - PCN Racing	b	7	14:28.890	53.567	87.240	2:01.176	89.364	7
13	SSEN	136	John O'DONOVAN	Yamaha 600	c	7	14:35.805	1:00.482	86.551	2:02.558	88.357	6
14	SSEN	60	George SCOTT	Honda 600	a	7	14:41.821	1:06.498	85.960	2:01.289	89.281	7
15	SSEN	156	Kevin BARSBY	Triumph 675	c	7	14:41.926	1:06.603	85.950	2:03.410	87.747	7
16	SSEN	23	Stuart McCANN	Triumph 675 - Gus Commercials	b	7	14:50.139	1:14.816	85.157	2:04.513	86.969	5
17	SSEN	420	Tom VEAR	Yamaha 600 - Tom Vear Racing	b	7	14:58.196	1:22.873	84.393	2:01.097	89.423	7
18	SSEN	46	Stephen WILSON	Suzuki 750 - Stephen Wilson	c	7	15:01.299	1:25.976	84.103	2:05.009	86.624	4
19	SSEN	14	Rodney LITTLE	Suzuki 600	c	7	15:13.507	1:38.184	82.979	2:05.346	86.391	7
20	SSEN	176	James CHRISTIE	Yamaha 600 - Team JCR	b	7	15:26.845	1:51.522	81.785	2:09.221	83.801	6
21	SSEN	186	Matthias WINKENJOHANN	Kawasaki 600 - EMG Racing	c	6	13:13.823	1 Lap	81.848	2:07.888	84.674	6
22	SSEN	20	Chris WHITEHOUSE	Triumph 675 - C Whitehouse	c	6	13:23.570	1 Lap	80.855	2:09.499	83.621	6
23	SSEN	49	Brian KEOHANE	Suzuki 600	c	6	13:28.993	1 Lap	80.313	2:11.619	82.274	4

Fastest Lap


SSEN 29 Adam LYON Yamaha 600 - LAPIS/Shirlaw's M/Cs 1:54.527 94.552 5

Not Classified

DNF	SSEN	36	Matt DONALDSON	Yamaha 600	c	4	8:56.168		80.787	2:09.801	83.426	4
DNF	SSEN	45	Chris COOK	Kawasaki 600 - Cook Racing	a	2	4:01.249		89.773	1:58.295	91.541	2
DNF	SSEN	81	Steven LYND	Yamaha 600	b	2	4:13.992		85.269	2:02.977	88.055	2

Provisional result to be confirmed by the Stewards of the Meeting subject to completion of technical inspections & the time limit for protests

Page 1 / 1

Circuit	Armoyn	Signed	 Chief Timekeeper	Organising Club	Armoyn MRRC
Length(miles)	3.0080	Issued At:	18:59	Race Started	18:39
Weather	Bright			Gp Time Diff - b 13.19 / c 27.07	
Track	Dry				



ROADSIDE KIA ARMOY ROAD RACE

SENIOR SUPPORT

Race 1 - Armoyn Construction/Park Electrical Senior Support (Ulster)

Friday, 28 July 2017

DETAILED RESULT



Race Classification

1 29 Adam LYON

Total Time **13:35.323** Avg Speed **92.971** Behind
Best Time **1:54.527** Best Speed **94.552** On **5** Gp **b**

Lap	Elapsed Time	Lap Time	Lap Speed
1	2:03.837	2:03.837	87.444
2	3:59.041	1:55.204	93.997
3	5:56.248	1:57.207	92.390
4	7:51.290	1:55.042	94.129
5	9:45.817	1:54.527	94.552
6	11:40.445	1:54.628	94.469
7	13:35.323	1:54.878	94.263

2 150 Joseph LOUGHLIN

Total Time **13:38.458** Avg Speed **92.615** Behind **3.135**
Best Time **1:54.663** Best Speed **94.440** On **5** Gp **a**

Lap	Elapsed Time	Lap Time	Lap Speed
1	2:01.903	2:01.903	88.831
2	3:58.009	1:56.106	93.266
3	5:53.803	1:55.794	93.518
4	7:48.914	1:55.111	94.073
5	9:43.577	1:54.663	94.440
6	11:41.231	1:57.654	92.039
7	13:38.458	1:57.227	92.375

3 4 David HOWARD

Total Time **13:41.843** Avg Speed **92.234** Behind **6.520**
Best Time **1:55.726** Best Speed **93.573** On **6** Gp **a**

Lap	Elapsed Time	Lap Time	Lap Speed
1	2:03.274	2:03.274	87.843
2	4:00.210	1:56.936	92.605
3	5:57.170	1:56.960	92.585
4	7:53.965	1:56.795	92.716
5	9:50.082	1:56.117	93.258
6	11:45.808	1:55.726	93.573
7	13:41.843	1:56.035	93.324

Race Classification

4 151 Marc IRONSIDE

Total Time **13:47.615** Avg Speed **91.590** Behind **12.292**
Best Time **1:55.653** Best Speed **93.632** On **7** Gp **b**

Lap	Elapsed Time	Lap Time	Lap Speed
1	2:04.382	2:04.382	87.061
2	4:00.945	1:56.563	92.901
3	6:01.642	2:00.697	89.719
4	7:59.617	1:57.975	91.789
5	9:55.970	1:56.353	93.069
6	11:51.962	1:55.992	93.358
7	13:47.615	1:55.653	93.632

5 66 Alan JOHNSTON

Total Time **13:49.990** Avg Speed **91.328** Behind **14.667**
Best Time **1:56.206** Best Speed **93.186** On **5** Gp **a**

Lap	Elapsed Time	Lap Time	Lap Speed
1	2:05.370	2:05.370	86.375
2	4:04.454	1:59.084	90.934
3	6:02.822	1:58.368	91.484
4	7:59.559	1:56.737	92.762
5	9:55.765	1:56.206	93.186
6	11:53.727	1:57.962	91.799
7	13:49.990	1:56.263	93.141

6 21 Mike SWANSON

Total Time **13:51.941** Avg Speed **91.114** Behind **16.618**
Best Time **1:56.348** Best Speed **93.073** On **5** Gp **a**

Lap	Elapsed Time	Lap Time	Lap Speed
1	2:08.933	2:08.933	83.988
2	4:07.082	1:58.149	91.654
3	6:05.140	1:58.058	91.724
4	8:02.349	1:57.209	92.389
5	9:58.697	1:56.348	93.073
6	11:55.422	1:56.725	92.772
7	13:51.941	1:56.519	92.936

ROADSIDE KIA ARMOY ROAD RACE

SENIOR SUPPORT

Race 1 - Armoyn Construction/Park Electrical Senior Support (Ulster)

Friday, 28 July 2017

DETAILED RESULT



Race Classification

7 83 Andy McALLISTER

Total Time **13:57.007** Avg Speed **90.563** Behind **21.684**
Best Time **1:57.399** Best Speed **92.239** On **6** Gp **c**

Lap	Elapsed Time	Lap Time	Lap Speed
1	2:06.098	2:06.098	85.876
2	4:04.716	1:58.618	91.291
3	6:05.516	2:00.800	89.642
4	8:03.963	1:58.447	91.423
5	10:01.610	1:57.647	92.045
6	11:59.009	1:57.399	92.239
7	13:57.007	1:57.998	91.771

8 74 Tommy HENRY

Total Time **14:10.636** Avg Speed **89.112** Behind **35.313**
Best Time **1:57.868** Best Speed **91.872** On **7** Gp **b**

Lap	Elapsed Time	Lap Time	Lap Speed
1	2:06.014	2:06.014	85.933
2	4:07.597	2:01.583	89.065
3	6:11.735	2:04.138	87.232
4	8:12.494	2:00.759	89.673
5	10:13.298	2:00.804	89.639
6	12:12.768	1:59.470	90.640
7	14:10.636	1:57.868	91.872

9 11 John CAHILL

Total Time **14:21.716** Avg Speed **87.966** Behind **46.393**
Best Time **2:01.181** Best Speed **89.361** On **7** Gp **a**

Lap	Elapsed Time	Lap Time	Lap Speed
1	2:09.588	2:09.588	83.563
2	4:11.967	2:02.379	88.486
3	6:14.735	2:02.768	88.205
4	8:17.152	2:02.417	88.458
5	10:18.868	2:01.716	88.968
6	12:20.535	2:01.667	89.004
7	14:21.716	2:01.181	89.361

Race Classification

10 38 Derek WILKIE

Total Time **14:23.046** Avg Speed **87.830** Behind **47.723**
Best Time **2:00.278** Best Speed **90.031** On **6** Gp **a**

Lap	Elapsed Time	Lap Time	Lap Speed
1	2:09.118	2:09.118	83.867
2	4:12.338	2:03.220	87.882
3	6:16.894	2:04.556	86.939
4	8:19.782	2:02.888	88.119
5	10:20.779	2:00.997	89.496
6	12:21.057	2:00.278	90.031
7	14:23.046	2:01.989	88.769

11 121 James FIELD

Total Time **14:28.855** Avg Speed **87.243** Behind **53.532**
Best Time **2:01.001** Best Speed **89.493** On **7** Gp **b**

Lap	Elapsed Time	Lap Time	Lap Speed
1	2:11.542	2:11.542	82.322
2	4:14.502	2:02.960	88.068
3	6:19.881	2:05.379	86.369
4	8:22.497	2:02.616	88.315
5	10:23.902	2:01.405	89.196
6	12:27.854	2:03.952	87.363
7	14:28.855	2:01.001	89.493

12 24 James REVELEY

Total Time **14:28.890** Avg Speed **87.240** Behind **53.567**
Best Time **2:01.176** Best Speed **89.364** On **7** Gp **b**

Lap	Elapsed Time	Lap Time	Lap Speed
1	2:09.586	2:09.586	83.565
2	4:14.293	2:04.707	86.834
3	6:19.397	2:05.104	86.558
4	8:22.684	2:03.287	87.834
5	10:25.047	2:02.363	88.497
6	12:27.714	2:02.667	88.278
7	14:28.890	2:01.176	89.364

ROADSIDE KIA ARMOY ROAD RACE

SENIOR SUPPORT

Race 1 - Armoyn Construction/Park Electrical Senior Support (Ulster)

Friday, 28 July 2017

DETAILED RESULT



Race Classification

13 136 John O'DONOVAN

Total Time **14:35.805** Avg Speed **86.551** Behind **1:00.482**
Best Time **2:02.558** Best Speed **88.357** On **6** Gp **c**

Lap	Elapsed Time	Lap Time	Lap Speed
1	2:11.086	2:11.086	82.608
2	4:17.536	2:06.450	85.637
3	6:22.874	2:05.338	86.397
4	8:27.149	2:04.275	87.136
5	10:30.127	2:02.978	88.055
6	12:32.685	2:02.558	88.357
7	14:35.805	2:03.120	87.953

14 60 George SCOTT

Total Time **14:41.821** Avg Speed **85.960** Behind **1:06.498**
Best Time **2:01.289** Best Speed **89.281** On **7** Gp **a**

Lap	Elapsed Time	Lap Time	Lap Speed
1	2:14.765	2:14.765	80.353
2	4:19.816	2:05.051	86.595
3	6:27.179	2:07.363	85.023
4	8:32.499	2:05.320	86.409
5	10:36.931	2:04.432	87.026
6	12:40.532	2:03.601	87.611
7	14:41.821	2:01.289	89.281

15 156 Kevin BARSBY

Total Time **14:41.926** Avg Speed **85.950** Behind **1:06.603**
Best Time **2:03.410** Best Speed **87.747** On **7** Gp **c**

Lap	Elapsed Time	Lap Time	Lap Speed
1	2:11.448	2:11.448	82.381
2	4:18.810	2:07.362	85.024
3	6:24.029	2:05.219	86.479
4	8:30.329	2:06.300	85.739
5	10:34.672	2:04.343	87.088
6	12:38.516	2:03.844	87.439
7	14:41.926	2:03.410	87.747

Race Classification

16 23 Stuart McCANN

Total Time **14:50.139** Avg Speed **85.157** Behind **1:14.816**
Best Time **2:04.513** Best Speed **86.969** On **5** Gp **b**

Lap	Elapsed Time	Lap Time	Lap Speed
1	2:10.835	2:10.835	82.767
2	4:16.587	2:05.752	86.112
3	6:22.073	2:05.486	86.295
4	8:34.172	2:12.099	81.975
5	10:38.685	2:04.513	86.969
6	12:45.428	2:06.743	85.439
7	14:50.139	2:04.711	86.831

17 420 Tom VEAR

Total Time **14:58.196** Avg Speed **84.393** Behind **1:22.873**
Best Time **2:01.097** Best Speed **89.423** On **7** Gp **b**

Lap	Elapsed Time	Lap Time	Lap Speed
1	2:42.426	2:42.426	66.669
2	4:48.397	2:05.971	85.963
3	6:51.132	2:02.735	88.229
4	8:53.766	2:02.634	88.302
5	10:55.467	2:01.701	88.979
6	12:57.099	2:01.632	89.029
7	14:58.196	2:01.097	89.423

18 46 Stephen WILSON

Total Time **15:01.299** Avg Speed **84.103** Behind **1:25.976**
Best Time **2:05.009** Best Speed **86.624** On **4** Gp **c**

Lap	Elapsed Time	Lap Time	Lap Speed
1	2:21.843	2:21.843	76.344
2	4:29.942	2:08.099	84.535
3	6:36.488	2:06.546	85.572
4	8:41.497	2:05.009	86.624
5	10:47.555	2:06.058	85.903
6	12:54.564	2:07.009	85.260
7	15:01.299	2:06.735	85.444

ROADSIDE KIA ARMOY ROAD RACE

SENIOR SUPPORT

Race 1 - Armoyn Construction/Park Electrical Senior Support (Ulster)

Friday, 28 July 2017

DETAILED RESULT



Race Classification

19 14 Rodney LITTLE

Total Time **15:13.507** Avg Speed **82.979** Behind **1:38.184**
Best Time **2:05.346** Best Speed **86.391** On **7** Gp **c**

Lap	Elapsed Time	Lap Time	Lap Speed
1	2:18.592	2:18.592	78.134
2	4:29.634	2:11.042	82.636
3	6:41.916	2:12.282	81.861
4	8:52.617	2:10.701	82.852
5	11:01.039	2:08.422	84.322
6	13:08.161	2:07.122	85.184
7	15:13.507	2:05.346	86.391

20 176 James CHRISTIE

Total Time **15:26.845** Avg Speed **81.785** Behind **1:51.522**
Best Time **2:09.221** Best Speed **83.801** On **6** Gp **b**

Lap	Elapsed Time	Lap Time	Lap Speed
1	2:21.275	2:21.275	76.651
2	4:34.190	2:12.915	81.472
3	6:45.342	2:11.152	82.567
4	8:54.891	2:09.549	83.588
5	11:05.634	2:10.743	82.825
6	13:14.855	2:09.221	83.801
7	15:26.845	2:11.990	82.043

21 186 Matthias WINKENJOHANN

Total Time **13:13.823** Avg Speed **81.848** Behind **1 Lap**
Best Time **2:07.888** Best Speed **84.674** On **6** Gp **c**

Lap	Elapsed Time	Lap Time	Lap Speed
1	2:23.414	2:23.414	75.507
2	4:35.724	2:12.310	81.844
3	6:47.203	2:11.479	82.361
4	8:56.838	2:09.635	83.533
5	11:05.935	2:09.097	83.881
6	13:13.823	2:07.888	84.674

22 20 Chris WHITEHOUSE

Total Time **13:23.570** Avg Speed **80.855** Behind **1 Lap**
Best Time **2:09.499** Best Speed **83.621** On **6** Gp **c**

Lap	Elapsed Time	Lap Time	Lap Speed
1	2:20.990	2:20.990	76.805
2	4:34.934	2:13.944	80.846
3	6:48.173	2:13.239	81.274
4	9:02.422	2:14.249	80.662
5	11:14.071	2:11.649	82.255
6	13:23.570	2:09.499	83.621

Race Classification

23 49 Brian KEOHANE

Total Time **13:28.993** Avg Speed **80.313** Behind **1 Lap**
Best Time **2:11.619** Best Speed **82.274** On **4** Gp **c**

Lap	Elapsed Time	Lap Time	Lap Speed
1	2:23.150	2:23.150	75.647
2	4:38.545	2:15.395	79.979
3	6:50.248	2:11.703	82.221
4	9:01.867	2:11.619	82.274
5	11:13.567	2:11.700	82.223
6	13:28.993	2:15.426	79.961

Not Classified

DNF 36 Matt DONALDSON

Total Time **8:56.168** Avg Speed **80.787** Behind
Best Time **2:09.801** Best Speed **83.426** On **4** Gp **c**

Lap	Elapsed Time	Lap Time	Lap Speed
1	2:22.664	2:22.664	75.904
2	4:35.366	2:12.702	81.602
3	6:46.367	2:11.001	82.662
4	8:56.168	2:09.801	83.426

DNF 45 Chris COOK

Total Time **4:01.249** Avg Speed **89.773** Behind
Best Time **1:58.295** Best Speed **91.541** On **2** Gp **a**

Lap	Elapsed Time	Lap Time	Lap Speed
1	2:02.954	2:02.954	88.072
2	4:01.249	1:58.295	91.541

DNF 81 Steven LYND

Total Time **4:13.992** Avg Speed **85.269** Behind
Best Time **2:02.977** Best Speed **88.055** On **2** Gp **b**

Lap	Elapsed Time	Lap Time	Lap Speed
1	2:11.015	2:11.015	82.653
2	4:13.992	2:02.977	88.055

ROADSIDE KIA ARMOY ROAD RACE

SENIOR SUPPORT

Race 1 - Armoyn Construction/Park Electrical Senior Support (Ulster)

LAP CHART



1					2					3				
No	Name	Gp	Time of Day	Lap Time	No	Name	Gp	Time of Day	Lap Time	No	Name	Gp	Time of Day	Lap Time
150	Joseph LOUGHLIN	a	18:41:27.927	2:01.903	150	Joseph LOUGHLIN	a	18:43:24.033	1:56.106	150	Joseph LOUGHLIN	a	18:45:19.827	1:55.794
45	Chris COOK	a	18:41:28.978	2:02.954	29	Adam LYON	b	18:43:25.065	1:55.204	29	Adam LYON	b	18:45:22.272	1:57.207
4	David HOWARD	a	18:41:29.298	2:03.274	4	David HOWARD	a	18:43:26.234	1:56.936	4	David HOWARD	a	18:45:23.194	1:56.960
29	Adam LYON	b	18:41:29.861	2:03.837	151	Marc IRONSIDE	b	18:43:26.969	1:56.563	151	Marc IRONSIDE	b	18:45:27.666	2:00.697
151	Marc IRONSIDE	b	18:41:30.406	2:04.382	45	Chris COOK	a	18:43:27.273	1:58.295	66	Alan JOHNSTON	a	18:45:28.846	1:58.368
66	Alan JOHNSTON	a	18:41:31.394	2:05.370	66	Alan JOHNSTON	a	18:43:30.478	1:59.084	21	Mike SWANSON	a	18:45:31.164	1:58.058
74	Tommy HENRY	b	18:41:32.038	2:06.014	83	Andy McALLISTER	c	18:43:30.740	1:58.618	83	Andy McALLISTER	c	18:45:31.540	2:00.800
83	Andy McALLISTER	c	18:41:32.122	2:06.098	21	Mike SWANSON	a	18:43:33.106	1:58.149	74	Tommy HENRY	b	18:45:37.759	2:04.138
21	Mike SWANSON	a	18:41:34.957	2:08.933	74	Tommy HENRY	b	18:43:33.621	2:01.583	11	John CAHILL	a	18:45:40.759	2:02.768
38	Derek WILKIE	a	18:41:35.142	2:09.118	11	John CAHILL	a	18:43:37.991	2:02.379	38	Derek WILKIE	a	18:45:42.918	2:04.556
24	James REVELEY	b	18:41:35.610	2:09.586	38	Derek WILKIE	a	18:43:38.362	2:03.220	24	James REVELEY	b	18:45:45.421	2:05.104
11	John CAHILL	a	18:41:35.612	2:09.588	81	Steven LYND	b	18:43:40.016	2:02.977	121	James FIELD	b	18:45:45.905	2:05.379
23	Stuart McCANN	b	18:41:36.859	2:10.835	24	James REVELEY	b	18:43:40.317	2:04.707	23	Stuart McCANN	b	18:45:48.097	2:05.486
81	Steven LYND	b	18:41:37.039	2:11.015	121	James FIELD	b	18:43:40.526	2:02.960	136	John O'DONOVAN	c	18:45:48.898	2:05.338
136	John O'DONOVAN	c	18:41:37.110	2:11.086	23	Stuart McCANN	b	18:43:42.611	2:05.752	156	Kevin BARSBY	c	18:45:50.053	2:05.219
156	Kevin BARSBY	c	18:41:37.472	2:11.448	136	John O'DONOVAN	c	18:43:43.560	2:06.450	60	George SCOTT	a	18:45:53.203	2:07.363
121	James FIELD	b	18:41:37.566	2:11.542	156	Kevin BARSBY	c	18:43:44.834	2:07.362	46	Stephen WILSON	c	18:46:02.512	2:06.546
60	George SCOTT	a	18:41:40.789	2:14.765	60	George SCOTT	a	18:43:45.840	2:05.051	14	Rodney LITTLE	c	18:46:07.940	2:12.282
14	Rodney LITTLE	c	18:41:44.616	2:18.592	14	Rodney LITTLE	c	18:43:55.658	2:11.042	176	James CHRISTIE	b	18:46:11.366	2:11.152
20	Chris WHITEHOUSE	c	18:41:47.014	2:20.990	46	Stephen WILSON	c	18:43:55.966	2:08.099	36	Matt DONALDSON	c	18:46:12.391	2:11.001
176	James CHRISTIE	b	18:41:47.299	2:21.275	176	James CHRISTIE	b	18:44:00.214	2:12.915	186	Matthias WINKENJOHANN	c	18:46:13.227	2:11.479
46	Stephen WILSON	c	18:41:47.867	2:21.843	20	Chris WHITEHOUSE	c	18:44:00.958	2:13.944	20	Chris WHITEHOUSE	c	18:46:14.197	2:13.239
36	Matt DONALDSON	c	18:41:48.688	2:22.664	36	Matt DONALDSON	c	18:44:01.390	2:12.702	49	Brian KEOHANE	c	18:46:16.272	2:11.703
49	Brian KEOHANE	c	18:41:49.174	2:23.150	186	Matthias WINKENJOHANN	c	18:44:01.748	2:12.310	420	Tom VEAR	b	18:46:17.156	2:02.735
186	Matthias WINKENJOHANN	c	18:41:49.438	2:23.414	49	Brian KEOHANE	c	18:44:04.569	2:15.395					
420	Tom VEAR	b	18:42:08.450	2:42.426	420	Tom VEAR	b	18:44:14.421	2:05.971					

ROADSIDE KIA ARMOY ROAD RACE

SENIOR SUPPORT

Race 1 - Armoyn Construction/Park Electrical Senior Support (Ulster)

LAP CHART



4					5					6				
No	Name	Gp	Time of Day	Lap Time	No	Name	Gp	Time of Day	Lap Time	No	Name	Gp	Time of Day	Lap Time
150	Joseph LOUGHLIN	a	18:47:14.938	1:55.111	150	Joseph LOUGHLIN	a	18:49:09.601	1:54.663	29	Adam LYON	b	18:51:06.469	1:54.628
29	Adam LYON	b	18:47:17.314	1:55.042	29	Adam LYON	b	18:49:11.841	1:54.527	150	Joseph LOUGHLIN	a	18:51:07.255	1:57.654
4	David HOWARD	a	18:47:19.989	1:56.795	4	David HOWARD	a	18:49:16.106	1:56.117	4	David HOWARD	a	18:51:11.832	1:55.726
66	Alan JOHNSTON	a	18:47:25.583	1:56.737	66	Alan JOHNSTON	a	18:49:21.789	1:56.206	151	Marc IRONSIDE	b	18:51:17.986	1:55.992
151	Marc IRONSIDE	b	18:47:25.641	1:57.975	151	Marc IRONSIDE	b	18:49:21.994	1:56.353	66	Alan JOHNSTON	a	18:51:19.751	1:57.962
21	Mike SWANSON	a	18:47:28.373	1:57.209	21	Mike SWANSON	a	18:49:24.721	1:56.348	21	Mike SWANSON	a	18:51:21.446	1:56.725
83	Andy McALLISTER	c	18:47:29.987	1:58.447	83	Andy McALLISTER	c	18:49:27.634	1:57.647	83	Andy McALLISTER	c	18:51:25.033	1:57.399
74	Tommy HENRY	b	18:47:38.518	2:00.759	74	Tommy HENRY	b	18:49:39.322	2:00.804	74	Tommy HENRY	b	18:51:38.792	1:59.470
11	John CAHILL	a	18:47:43.176	2:02.417	11	John CAHILL	a	18:49:44.892	2:01.716	11	John CAHILL	a	18:51:46.559	2:01.667
38	Derek WILKIE	a	18:47:45.806	2:02.888	38	Derek WILKIE	a	18:49:46.803	2:00.997	38	Derek WILKIE	a	18:51:47.081	2:00.278
121	James FIELD	b	18:47:48.521	2:02.616	121	James FIELD	b	18:49:49.926	2:01.405	24	James REVELEY	b	18:51:53.738	2:02.667
24	James REVELEY	b	18:47:48.708	2:03.287	24	James REVELEY	b	18:49:51.071	2:02.363	121	James FIELD	b	18:51:53.878	2:03.952
136	John O'DONOVAN	c	18:47:53.173	2:04.275	136	John O'DONOVAN	c	18:49:56.151	2:02.978	136	John O'DONOVAN	c	18:51:58.709	2:02.558
156	Kevin BARSBY	c	18:47:56.353	2:06.300	156	Kevin BARSBY	c	18:50:00.696	2:04.343	156	Kevin BARSBY	c	18:52:04.540	2:03.844
60	George SCOTT	a	18:47:58.523	2:05.320	60	George SCOTT	a	18:50:02.955	2:04.432	60	George SCOTT	a	18:52:06.556	2:03.601
23	Stuart McCANN	b	18:48:00.196	2:12.099	23	Stuart McCANN	b	18:50:04.709	2:04.513	23	Stuart McCANN	b	18:52:11.452	2:06.743
46	Stephen WILSON	c	18:48:07.521	2:05.009	46	Stephen WILSON	c	18:50:13.579	2:06.058	46	Stephen WILSON	c	18:52:20.588	2:07.009
14	Rodney LITTLE	c	18:48:18.641	2:10.701	420	Tom VEAR	b	18:50:21.491	2:01.701	420	Tom VEAR	b	18:52:23.123	2:01.632
420	Tom VEAR	b	18:48:19.790	2:02.634	14	Rodney LITTLE	c	18:50:27.063	2:08.422	14	Rodney LITTLE	c	18:52:34.185	2:07.122
176	James CHRISTIE	b	18:48:20.915	2:09.549	176	James CHRISTIE	b	18:50:31.658	2:10.743	186	Matthias WINKENJOHANN	c	18:52:39.847	2:07.888
36	Matt DONALDSON	c	18:48:22.192	2:09.801	186	Matthias WINKENJOHANN	c	18:50:31.959	2:09.097	176	James CHRISTIE	b	18:52:40.879	2:09.221
186	Matthias WINKENJOHANN	c	18:48:22.862	2:09.635	49	Brian KEOHANE	c	18:50:39.591	2:11.700	20	Chris WHITEHOUSE	c	18:52:49.594	2:09.499
49	Brian KEOHANE	c	18:48:27.891	2:11.619	20	Chris WHITEHOUSE	c	18:50:40.095	2:11.649	49	Brian KEOHANE	c	18:52:55.017	2:15.426
20	Chris WHITEHOUSE	c	18:48:28.446	2:14.249										

7				
No	Name	Gp	Time of Day	Lap Time
29	Adam LYON	b	18:53:01.347	1:54.878
150	Joseph LOUGHLIN	a	18:53:04.482	1:57.227
4	David HOWARD	a	18:53:07.867	1:56.035
151	Marc IRONSIDE	b	18:53:13.639	1:55.653
66	Alan JOHNSTON	a	18:53:16.014	1:56.263
21	Mike SWANSON	a	18:53:17.965	1:56.519
83	Andy McALLISTER	c	18:53:23.031	1:57.998
74	Tommy HENRY	b	18:53:36.660	1:57.868
11	John CAHILL	a	18:53:47.740	2:01.181
38	Derek WILKIE	a	18:53:49.070	2:01.989
121	James FIELD	b	18:53:54.879	2:01.001
24	James REVELEY	b	18:53:54.914	2:01.176
136	John O'DONOVAN	c	18:54:01.829	2:03.120
60	George SCOTT	a	18:54:07.845	2:01.289
156	Kevin BARSBY	c	18:54:07.950	2:03.410
23	Stuart McCANN	b	18:54:16.163	2:04.711
420	Tom VEAR	b	18:54:24.220	2:01.097
46	Stephen WILSON	c	18:54:27.323	2:06.735
14	Rodney LITTLE	c	18:54:39.531	2:05.346
176	James CHRISTIE	b	18:54:52.869	2:11.990