

MID-ANTRIM 150

Friday 15th & Saturday 16th June 2012

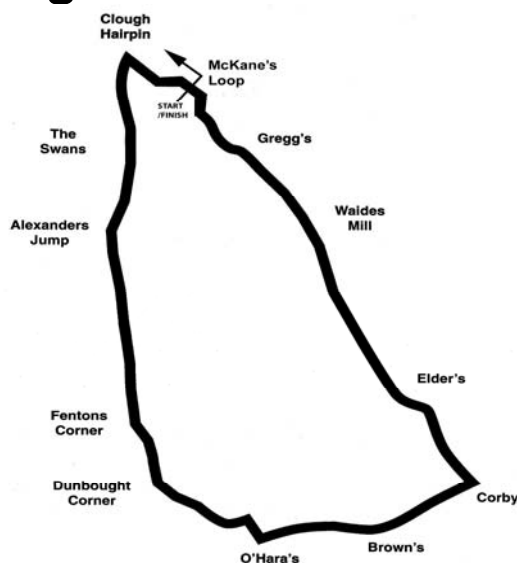
promoted by Mid-Antrim Motor Club

www.midantrim150.co.uk

G & G ROSS QUARRIES SENIOR CLASSIC



Clough Circuit 3.539 miles



Lap Records

Class	Rider	Machine	m	s	mph	Year
125cc	Darran Lindsay	Honda	2	10.429	97.681	2004
Moto 3	to be established					
Moto 450	Ryan Farquhar	Kawasaki	2	17.835	92.432	2010
250cc	Darran Lindsay	Honda	2	02.895	103.669	2004
Supersport 400	Victor Gilmore	Kawasaki	2	15.294	94.168	2007
Supertwins	Ryan Farquhar	Kawasaki 650	2	11.609	96.805	2010
Supersport	Ryan Farquhar	Kawasaki	1	59.237	106.849	2007
Superbike	Ryan Farquhar	Kawasaki	1	56.435	109.421	2007
Senior Support	Stephen McKnight	Suzuki 750	2	07.368	100.028	2007
Junior Support	Dean Harrison	Kawasaki 650	2	15.851	93.782	2010
Classic 1000cc	Bill Wark	Weslake 900	2	17.87	92.409	2003
Classic 500cc	Neill McWhirter	Norton	2	20.788	90.494	2010
Classic 350cc	Paul Coward	Honda	2	24.437	88.207	2004
Classic 250cc	Geoff McMullan	Suzuki	2	34.01	82.724	2003

MOST WINS at MID-ANTRIM 150

Ryan Farquhar	22	2003 - 10
Ray McCullough	15	1965 - 79
Joey Dunlop	15	1975 - 95
Brian Reid	14	1980 - 93
Robert Dunlop	14	1982 - 07
Adrian Archibald	10	1999 - 02
Phillip McCallen	8	1988 - 92
Sam McClements	7	1980 - 89
Darran Lindsay	7	2002 - 06
Neill McWhirter	7	1991 - 10

ALL TIME IRISH ROAD RACE WINNERS (after North West 200 2012)

Most Wins at All Irish Road Race Meetings

1.	Ryan Farquhar	181	1995 - 12
2.	Joey Dunlop	156	1971 - 00
3.	Robert Dunlop	135	1980 - 08
4.	Ray McCullough	109	1960 - 82
	Phillip McCallen	109	1987 - 99
6.	Brian Reid	78	1980 - 94
7.	Darran Lindsay	75	1999 - 06
8.	William Dunlop	71	2005 - 12
9.	James Courtney	66	1992 - 99
10.	Adrian Archibald	64	1994 - 06

MID-ANTRIM 150

SENIOR CLASSIC

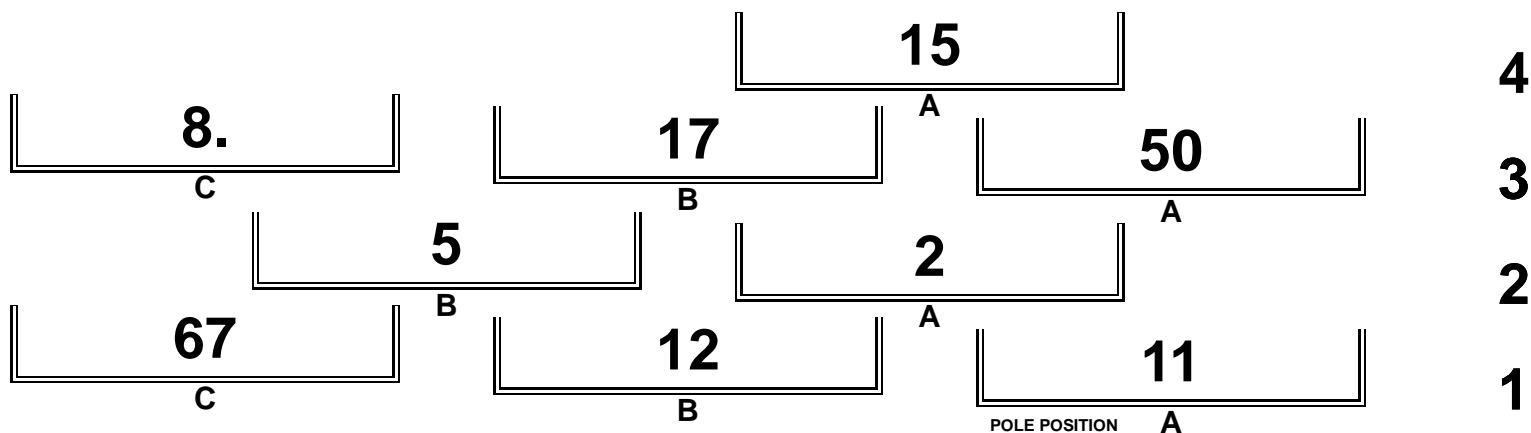
Clough 3.539 Miles

R10: C&G Ross Quarry & Stone Crushers Senior Classic

16/06/2012 16:50

Race (7 Laps)

RACE 10 - SENIOR CLASSIC



Mid Antrim 150

CLASSIC 500cc/1000cc

Race 10 - G&G Ross Quarry & Stone Crushers Senior Classic

Saturday, 16 June 2012



Pos	Class	No	Name	Machine / Sponsor	Gp	Laps	Total Time	Behind	Speed	-----Best Lap-----		
										Time	Speed	On

Race Classification


1	C1000	12	Richard FORD	Norton 920 - Bob Jackson Racing	a	7	17:27.035		85.177	2:26.514	86.957	4
2	C1000	67	Mark McGAW	Seeley Weslake 850	a	7	17:52.289	25.254	83.170	2:28.624	85.722	3
3	C500	8	Allan BREW	Seeley G50 496 - Mike & Dawn Jacobs	a	7	17:53.027	25.992	83.113	2:29.905	84.990	3
4	C500	5	Gary JAMISON	Honda 500	a	7	18:33.095	1:06.060	80.121	2:33.655	82.916	3
5	C1000	11	John SCOTT	R North Triumph 930	a	7	18:41.614	1:14.579	79.513	2:36.868	81.217	2
6	C500	50	Martin LYONS	Honda 500	a	7	18:57.522	1:30.487	78.401	2:37.468	80.908	2
7	C500	2	Freddie STEWART	Honda 500	a	7	19:49.363	2:22.328	74.984	2:44.628	77.389	1
8	C500	17	Roy PHIPPS	Norton Gold Star 499	a	6	17:35.515	1 Lap	72.422	2:54.488	73.016	4

Fastest Lap

C1000	12	Richard FORD	Norton 920 - Bob Jackson Racing	a						2:26.514	86.957	4
-------	----	--------------	---------------------------------	---	--	--	--	--	--	----------	--------	---

Provisional result to be confirmed by the Stewards of the Meeting subject to completion of technical inspections & the time limit for protests

Page 1 / 1

Circuit	Clough	Signed		Organising Club	Mid-Antrim Motor Club
Length(miles)	3.5390	Chief Timekeeper		Race Started	17:20
Weather	Light Rain				
Track	Damp	Issued At:	17:40		



MCUI Ulster
Centre Timing
powered by
e-Laps timing software



2&4
WHEEL MOTORSPORT
STEERING GROUP LTD.

Belfast
Telegraph  **nitec**



www.elaps-timing.com

Mid Antrim 150

CLASSIC 500cc/1000cc

Race 10 - G&G Ross Quarry & Stone Crushers Senior Classic

Saturday, 16 June 2012

DETAILED RESULT



Race Classification

1 12 Richard FORD

Total Time **17:27.035** Avg Speed **85.177** Behind
Best Time **2:26.514** Best Speed **86.957** On **4** Gp **a**

Lap	Elapsed Time	Lap Time	Lap Speed
1	2:32.700	2:32.700	83.434
2	5:01.614	2:28.914	85.555
3	7:30.361	2:28.747	85.651
4	9:56.875	2:26.514	86.957
5	12:24.211	2:27.336	86.472
6	14:52.961	2:28.750	85.650
7	17:27.035	2:34.074	82.690

2 67 Mark McGAW

Total Time **17:52.289** Avg Speed **83.170** Behind **25.254**
Best Time **2:28.624** Best Speed **85.722** On **3** Gp **a**

Lap	Elapsed Time	Lap Time	Lap Speed
1	2:32.038	2:32.038	83.797
2	5:01.202	2:29.164	85.412
3	7:29.826	2:28.624	85.722
4	10:00.296	2:30.470	84.671
5	12:37.008	2:36.712	81.298
6	15:15.747	2:38.739	80.260
7	17:52.289	2:36.542	81.386

3 8 Allan BREW

Total Time **17:53.027** Avg Speed **83.113** Behind **25.992**
Best Time **2:29.905** Best Speed **84.990** On **3** Gp **a**

Lap	Elapsed Time	Lap Time	Lap Speed
1	2:36.257	2:36.257	81.535
2	5:06.817	2:30.560	84.620
3	7:36.722	2:29.905	84.990
4	10:09.363	2:32.641	83.466
5	12:42.475	2:33.112	83.210
6	15:17.158	2:34.683	82.365
7	17:53.027	2:35.869	81.738

4 5 Gary JAMISON

Total Time **18:33.095** Avg Speed **80.121** Behind **1:06.060**
Best Time **2:33.655** Best Speed **82.916** On **3** Gp **a**

Lap	Elapsed Time	Lap Time	Lap Speed
1	2:35.618	2:35.618	81.870
2	5:09.763	2:34.145	82.652
3	7:43.418	2:33.655	82.916
4	10:21.255	2:37.837	80.719
5	13:00.661	2:39.406	79.924
6	15:45.752	2:45.091	77.172
7	18:33.095	2:47.343	76.133

Race Classification

5 11 John SCOTT

Total Time **18:41.614** Avg Speed **79.513** Behind **1:14.579**
Best Time **2:36.868** Best Speed **81.217** On **2** Gp **a**

Lap	Elapsed Time	Lap Time	Lap Speed
1	2:41.899	2:41.899	78.694
2	5:18.767	2:36.868	81.217
3	7:56.737	2:37.970	80.651
4	10:35.885	2:39.148	80.054
5	13:15.927	2:40.042	79.607
6	15:55.718	2:39.791	79.732
7	18:41.614	2:45.896	76.798

6 50 Martin LYONS

Total Time **18:57.522** Avg Speed **78.401** Behind **1:30.487**
Best Time **2:37.468** Best Speed **80.908** On **2** Gp **a**

Lap	Elapsed Time	Lap Time	Lap Speed
1	2:43.662	2:43.662	77.846
2	5:21.130	2:37.468	80.908
3	8:00.115	2:38.985	80.136
4	10:39.235	2:39.120	80.068
5	13:18.662	2:39.427	79.914
6	16:06.619	2:47.957	75.855
7	18:57.522	2:50.903	74.548

7 2 Freddie STEWART

Total Time **19:49.363** Avg Speed **74.984** Behind **2:22.328**
Best Time **2:44.628** Best Speed **77.389** On **1** Gp **a**

Lap	Elapsed Time	Lap Time	Lap Speed
1	2:44.628	2:44.628	77.389
2	5:31.134	2:46.506	76.516
3	8:21.311	2:50.177	74.866
4	11:12.228	2:50.917	74.541
5	14:04.682	2:52.454	73.877
6	16:56.823	2:52.141	74.011
7	19:49.363	2:52.540	73.840

8 17 Roy PHIPPS

Total Time **17:35.515** Avg Speed **72.422** Behind **1 Lap**
Best Time **2:54.488** Best Speed **73.016** On **4** Gp **a**

Lap	Elapsed Time	Lap Time	Lap Speed
1	2:57.879	2:57.879	71.624
2	5:53.554	2:55.675	72.523
3	8:49.761	2:56.207	72.304
4	11:44.249	2:54.488	73.016
5	14:39.873	2:55.624	72.544
6	17:35.515	2:55.642	72.536



MCUI Ulster
Centre Timing
powered by
e-Laps timing software

www.elaps-timing.com



2&4
WHEEL MOTORSPORT
STEERING GROUP LTD.

Belfast
Telegraph



SAFETY
HEALTH
ENVIRONMENT
QUALITY

SHEOpoint.com

Mid Antrim 150

CLASSIC 500cc/1000cc

Race 10 - G&G Ross Quarry & Stone Crushers Senior Classic

LAP CHART

**1**

No	Name	G	Elapsed Time	Lap Time
67	Mark McGAW	a	2:32.038	2:32.038
12	Richard FORD	a	2:32.700	2:32.700
5	Gary JAMISON	a	2:35.618	2:35.618
8	Allan BREW	a	2:36.257	2:36.257
11	John SCOTT	a	2:41.899	2:41.899
50	Martin LYONS	a	2:43.662	2:43.662
2	Freddie STEWART	a	2:44.628	2:44.628
17	Roy PHIPPS	a	2:57.879	2:57.879

5

No	Name	G	Elapsed Time	Lap Time
12	Richard FORD	a	12:24.211	2:27.336
67	Mark McGAW	a	12:37.008	2:36.712
8	Allan BREW	a	12:42.475	2:33.112
5	Gary JAMISON	a	13:00.661	2:39.406
11	John SCOTT	a	13:15.927	2:40.042
50	Martin LYONS	a	13:18.662	2:39.427
2	Freddie STEWART	a	14:04.682	2:52.454
17	Roy PHIPPS	a	14:39.873	2:55.624

2

No	Name	G	Elapsed Time	Lap Time
67	Mark McGAW	a	5:01.202	2:29.164
12	Richard FORD	a	5:01.614	2:28.914
8	Allan BREW	a	5:06.817	2:30.560
5	Gary JAMISON	a	5:09.763	2:34.145
11	John SCOTT	a	5:18.767	2:36.868
50	Martin LYONS	a	5:21.130	2:37.468
2	Freddie STEWART	a	5:31.134	2:46.506
17	Roy PHIPPS	a	5:53.554	2:55.675

6

No	Name	G	Elapsed Time	Lap Time
12	Richard FORD	a	14:52.961	2:28.750
67	Mark McGAW	a	15:15.747	2:38.739
8	Allan BREW	a	15:17.158	2:34.683
5	Gary JAMISON	a	15:45.752	2:45.091
11	John SCOTT	a	15:55.718	2:39.791
50	Martin LYONS	a	16:06.619	2:47.957
2	Freddie STEWART	a	16:56.823	2:52.141
17	Roy PHIPPS	a	17:35.515	2:55.642

3

No	Name	G	Elapsed Time	Lap Time
67	Mark McGAW	a	7:29.826	2:28.624
12	Richard FORD	a	7:30.361	2:28.747
8	Allan BREW	a	7:36.722	2:29.905
5	Gary JAMISON	a	7:43.418	2:33.655
11	John SCOTT	a	7:56.737	2:37.970
50	Martin LYONS	a	8:00.115	2:38.985
2	Freddie STEWART	a	8:21.311	2:50.177
17	Roy PHIPPS	a	8:49.761	2:56.207

7

No	Name	G	Elapsed Time	Lap Time
12	Richard FORD	a	17:27.035	2:34.074
67	Mark McGAW	a	17:52.289	2:36.542
8	Allan BREW	a	17:53.027	2:35.869
5	Gary JAMISON	a	18:33.095	2:47.343
11	John SCOTT	a	18:41.614	2:45.896
50	Martin LYONS	a	18:57.522	2:50.903
2	Freddie STEWART	a	19:49.363	2:52.540

4

No	Name	G	Elapsed Time	Lap Time
12	Richard FORD	a	9:56.875	2:26.514
67	Mark McGAW	a	10:00.296	2:30.470
8	Allan BREW	a	10:09.363	2:32.641
5	Gary JAMISON	a	10:21.255	2:37.837
11	John SCOTT	a	10:35.885	2:39.148
50	Martin LYONS	a	10:39.235	2:39.120
2	Freddie STEWART	a	11:12.228	2:50.917
17	Roy PHIPPS	a	11:44.249	2:54.488

IRISH ROAD RACE CLASSIC 1000cc

2012

Pos	No.	Name	Total	Diff	Gap	#1 #2 #3		
						R1	R1	R1
1	11	John SCOTT	57	0	0	16	25	16
2	12	Richard FORD	50	7	7	25	x	25
3	67	Mark McGAW	40	17	10	20	x	20

Event Legend

#1	27/04/2012	KDM HIRE COOKSTOWN 100	#3	15/06/2012	MID-ANTRIM 150
#2	04/05/2012	AROUND A POUND TANDRAGEE 100			

IRISH ROAD RACE CLASSIC 500cc

2012

Pos	No.	Name	Total	Diff	Gap	#1 #2 #3		
						R1	R1	R1
1	5	Gary JAMISON	61	0	0	16	25	20
2	2	Freddie STEWART	58	3	3	25	20	13
3	50	Martin LYONS	26	35	32	10	x	16
4	9	Sam KINKEAD	26	35	0	13	13	x
5	8	Allan BREW	25	36	1	x	x	25
6	150	John JONES	20	41	5	20	x	x
7	17	Roy PHIPPS	19	42	1	8	x	11
8	39	Paul COWARD	16	45	3	x	16	x
9	4	Billy LYLE	11	50	5	11	x	x
10	143	Terence ANDERTON	9	52	2	9	x	x
11	34	Trevor STEWART	7	54	2	7	x	x

Event Legend

#1	27/04/2012	KDM HIRE COOKSTOWN 100	#3	15/06/2012	MID-ANTRIM 150
#2	04/05/2012	AROUND A POUND TANDRAGEE 100			

ULSTER ROAD RACE CLASSIC 1000cc

2012

Pos	No.	Name	Total	Diff	Gap	#1	#2	#3
						R1	R1	R1
1	11	John SCOTT	57	0	0	16	25	16
2	12	Richard FORD	50	7	7	25	x	25
3	67	Mark McGAW	40	17	10	20	x	20

Event Legend

#1	27/04/2012	KDM HIRE COOKSTOWN 100	#3	15/06/2012	MID-ANTRIM 150
#2	04/05/2012	AROUND A POUND TANDRAGEE 100			

ULSTER ROAD RACE CLASSIC 500cc

2012

Pos	No.	Name	Total	Diff	Gap	#1	#2	#3
						R1	R1	R1
1	5	Gary JAMISON	61	0	0	16	25	20
2	2	Freddie STEWART	58	3	3	25	20	13
3	50	Martin LYONS	26	35	32	10	x	16
4	9	Sam KINKEAD	26	35	0	13	13	x
5	8	Allan BREW	25	36	1	x	x	25
6	150	John JONES	20	41	5	20	x	x
7	17	Roy PHIPPS	19	42	1	8	x	11
8	39	Paul COWARD	16	45	3	x	16	x
9	4	Billy LYLE	11	50	5	11	x	x
10	143	Terence ANDERTON	9	52	2	9	x	x
11	34	Trevor STEWART	7	54	2	7	x	x

Event Legend

#1	27/04/2012	KDM HIRE COOKSTOWN 100	#3	15/06/2012	MID-ANTRIM 150
#2	04/05/2012	AROUND A POUND TANDRAGEE 100			