

# MID-ANTRIM 150

Friday 15<sup>th</sup> & Saturday 16<sup>th</sup> June 2012

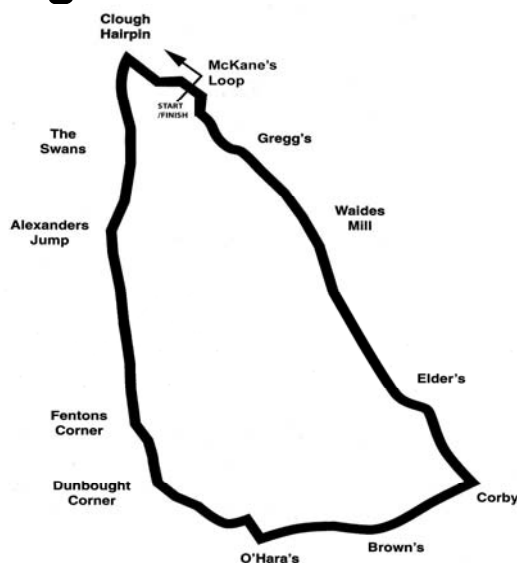
promoted by Mid-Antrim Motor Club  
[www.midantrim150.co.uk](http://www.midantrim150.co.uk)

**DONNA'S DESIGNS**

**DONNA'S DESIGNS MOTO 3 (125cc GP)  
& MOTO 450**



# Clough Circuit 3.539 miles



## Lap Records

Class	Rider	Machine	m	s	mph	Year
125cc	Darran Lindsay	Honda	2	10.429	97.681	2004
Moto 3	to be established					
Moto 450	Ryan Farquhar	Kawasaki	2	17.835	92.432	2010
250cc	Darran Lindsay	Honda	2	02.895	103.669	2004
Supersport 400	Victor Gilmore	Kawasaki	2	15.294	94.168	2007
Supertwins	Ryan Farquhar	Kawasaki 650	2	11.609	96.805	2010
Supersport	Ryan Farquhar	Kawasaki	1	59.237	106.849	2007
Superbike	Ryan Farquhar	Kawasaki	1	56.435	109.421	2007
Senior Support	Stephen McKnight	Suzuki 750	2	07.368	100.028	2007
Junior Support	Dean Harrison	Kawasaki 650	2	15.851	93.782	2010
Classic 1000cc	Bill Wark	Weslake 900	2	17.87	92.409	2003
Classic 500cc	Neill McWhirter	Norton	2	20.788	90.494	2010
Classic 350cc	Paul Coward	Honda	2	24.437	88.207	2004
Classic 250cc	Geoff McMullan	Suzuki	2	34.01	82.724	2003

## MOST WINS at MID-ANTRIM 150

Ryan Farquhar	22	2003 - 10
Ray McCullough	15	1965 - 79
Joey Dunlop	15	1975 - 95
Brian Reid	14	1980 - 93
Robert Dunlop	14	1982 - 07
Adrian Archibald	10	1999 - 02
Phillip McCallen	8	1988 - 92
Sam McClements	7	1980 - 89
Darran Lindsay	7	2002 - 06
Neill McWhirter	7	1991 - 10

## ALL TIME IRISH ROAD RACE WINNERS (after North West 200 2012)

### Most Wins at All Irish Road Race Meetings

1.	Ryan Farquhar	181	1995 - 12
2.	Joey Dunlop	156	1971 - 00
3.	Robert Dunlop	135	1980 - 08
4.	Ray McCullough	109	1960 - 82
	Phillip McCallen	109	1987 - 99
6.	Brian Reid	78	1980 - 94
7.	Darran Lindsay	75	1999 - 06
8.	William Dunlop	71	2005 - 12
9.	James Courtney	66	1992 - 99
10.	Adrian Archibald	64	1994 - 06

MID-ANTRIM 150

MOTO 3 (125cc GP) & MOTO 450


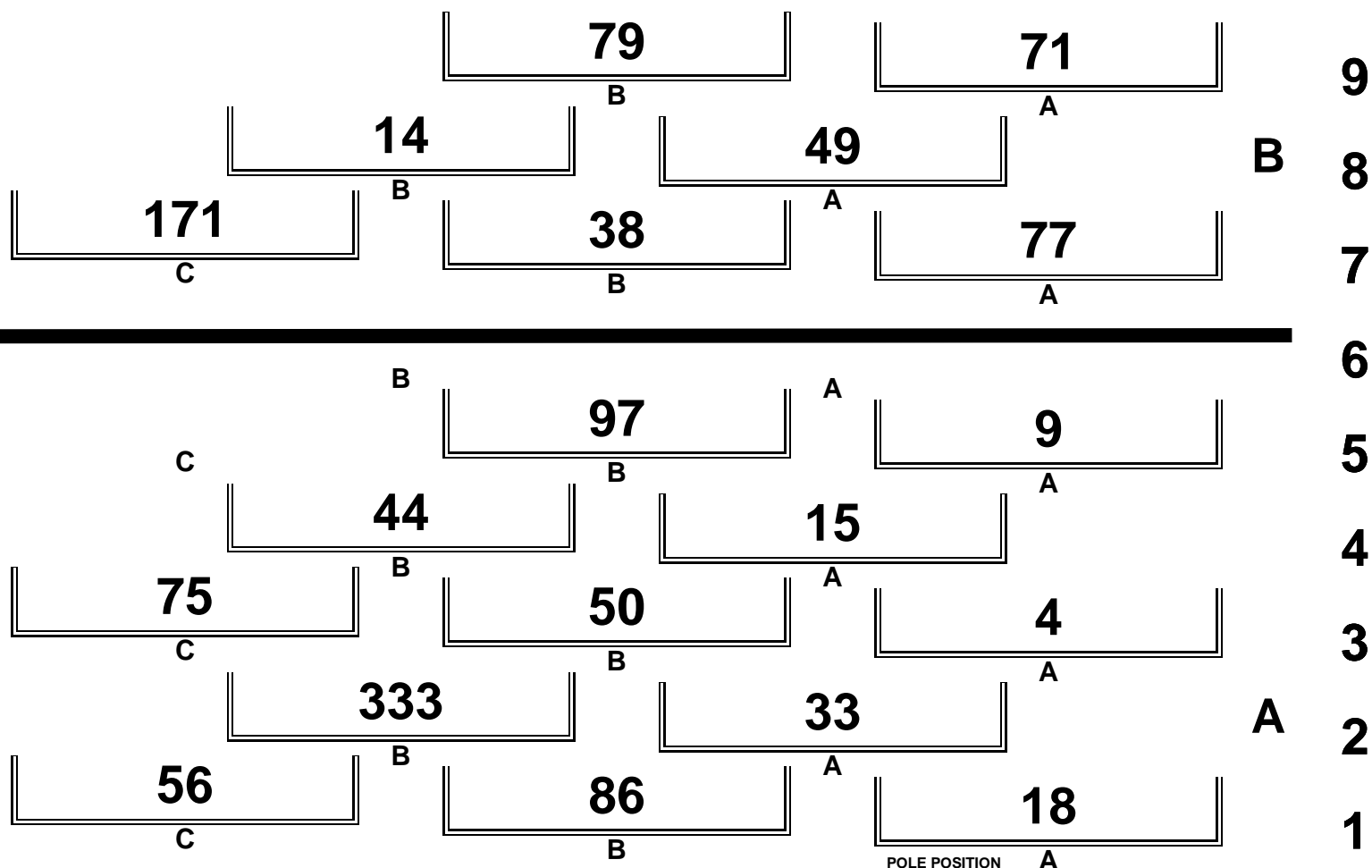
Clough 3.539 Miles

R7: Donna's Designs Moto 3 (125cc GP) & Moto 450

16/06/2012 14:45

Race (7 Laps)

**RACE 7 - MOTO 3 / MOTO 450**



# Mid Antrim 150

## MOTO3 (125cc GP) & MOTO 450

### Race 7 - Donna's Design Moto 3 (125cc GP) & Moto 450

Saturday, 16 June 2012



#### Race 7A - Moto 3 (125cc GP)

Pos	Class	No	Name	Machine / Sponsor	Gp	Laps	Total Time	Behind	Speed	-----Best Lap-----		
										Time	Speed	On
<b>Race Classification</b>												
1	125R	18	Paul ROBINSON	Aprilia 125 - Stoneyford Concrete	a	7	15:53.302		93.551	2:14.137	94.981	5
2	125R	56	Sam WILSON	Honda 125 - Logan Racing	a	7	15:58.868	5.566	93.008	2:15.200	94.234	5
3	125R	97	Seamus ELLIOTT	Honda 125 - Logan Racing	a	7	16:04.136	10.834	92.500	2:15.568	93.978	3
4	125R	4	Barry DAVIDSON	Honda 250 - Bob Wylie Racing	a	7	16:26.697	33.395	90.385	2:18.049	92.289	7
5	125R	86	Nigel MOORE	Honda 125	a	7	16:27.199	33.897	90.339	2:18.182	92.200	7
6	125R	33	Sam DUNLOP	Honda 125	a	7	16:30.613	37.311	90.028	2:19.465	91.352	7
7	125R	9	Wayne KENNEDY	Honda 125 - Harp Farm	a	7	16:57.570	1:04.268	87.643	2:24.764	88.008	5
8	125R	49	Malcolm LOVE	Aprilia 125	b	7	17:25.935	1:32.633	85.266	2:26.724	86.832	6
9	125R	14	Jack SANDS	Honda 125	b	7	17:41.690	1:48.388	84.001	2:29.753	85.076	5
10	125R	75	Mark McNEILLY	Honda 125 - Quarry Pro	a	7	17:54.145	2:00.843	83.027	2:30.227	84.808	7
11	125R	333	Warren REEVE	Honda 125 - Flexipatch	a	7	18:30.765	2:37.463	80.290	2:24.982	87.876	5

#### Fastest Lap

125R	18	Paul ROBINSON	Aprilia 125 - Stoneyford Concrete	a						2:14.137	94.981	5
------	----	---------------	-----------------------------------	---	--	--	--	--	--	----------	--------	---

#### Not Classified

<b>DNF</b>	125R	15	Peter McKILLOP	Honda 125 - Law Commercials	a	2	5:23.541	5 Laps	78.756	2:37.253	81.018	2
------------	------	----	----------------	-----------------------------	---	---	----------	--------	--------	----------	--------	---


#### Race 7B - Moto 450

Pos	Class	No	Name	Machine / Sponsor	Gp	Laps	Total Time	Behind	Speed	-----Best Lap-----		
										Time	Speed	On
<b>Race Classification</b>												
1	M450	77	Ryan FARQUHAR	Kawasaki 450 - KMR Kawasaki	b	7	15:46.381		94.236	2:13.725	95.273	5
2	M450	38	Darren GILPIN	Honda 450	b	7	17:26.227	1:39.846	85.242	2:25.317	87.673	6
3	M450	171	Dave WALSH	KTM 450 - DRW Racing	b	7	17:26.392	1:40.011	85.229	2:25.109	87.799	6

#### Fastest Lap / New Lap Record 95.273 mph (Previously 92.432 mph)

M450	77	Ryan FARQUHAR	Kawasaki 450 - KMR Kawasaki	b						2:13.725	95.273	5
------	----	---------------	-----------------------------	---	--	--	--	--	--	----------	--------	---

Provisional result to be confirmed by the Stewards of the Meeting subject to completion of technical inspections & the time limit for protests

Circuit	<b>Clough</b>	Signed		Organising Club	<b>Mid-Antrim Motor Club</b>
Length(miles)	<b>3.5390</b>	Chief Timekeeper		Race Started	<b>15:22</b>
Weather	<b>Cloudy</b>	Issued At:	<b>15:41</b>	Gp Time Diff - b	<b>12.89</b>
Track	<b>Dry</b>				

# Mid Antrim 150

## MOTO3 (125cc GP) & MOTO 450

### Race 7 - Donna's Design Moto 3 (125cc GP) & Moto 450

Saturday, 16 June 2012

## DETAILED RESULT



### Race 7A - Moto 3 (125cc GP)

#### Race Classification

<b>1</b>	<b>18 Paul ROBINSON</b>		
Total Time	<b>15:53.302</b> Avg Speed	<b>93.551</b> Behind	
Best Time	<b>2:14.137</b> Best Speed	<b>94.981</b> On	<b>5</b> Gp <b>a</b>
Lap	Elapsed Time	Lap Time	Lap Speed
1	2:20.735	2:20.735	90.528
2	4:37.685	2:16.950	93.030
3	6:53.360	2:15.675	93.904
4	9:08.616	2:15.256	94.195
5	11:22.753	2:14.137	94.981
6	13:37.057	2:14.304	94.862
7	15:53.302	2:16.245	93.511

<b>2</b>	<b>56 Sam WILSON</b>		
Total Time	<b>15:58.868</b> Avg Speed	<b>93.008</b> Behind	<b>5.566</b>
Best Time	<b>2:15.200</b> Best Speed	<b>94.234</b> On	<b>5</b> Gp <b>a</b>
Lap	Elapsed Time	Lap Time	Lap Speed
1	2:20.353	2:20.353	90.774
2	4:37.113	2:16.760	93.159
3	6:53.629	2:16.516	93.325
4	9:09.560	2:15.931	93.727
5	11:24.760	2:15.200	94.234
6	13:42.071	2:17.311	92.785
7	15:58.868	2:16.797	93.134

<b>3</b>	<b>97 Seamus ELLIOTT</b>		
Total Time	<b>16:04.136</b> Avg Speed	<b>92.500</b> Behind	<b>10.834</b>
Best Time	<b>2:15.568</b> Best Speed	<b>93.978</b> On	<b>3</b> Gp <b>a</b>
Lap	Elapsed Time	Lap Time	Lap Speed
1	2:25.414	2:25.414	87.615
2	4:41.768	2:16.354	93.436
3	6:57.336	2:15.568	93.978
4	9:13.701	2:16.365	93.429
5	11:30.106	2:16.405	93.401
6	13:46.846	2:16.740	93.172
7	16:04.136	2:17.290	92.799

<b>4</b>	<b>4 Barry DAVIDSON</b>		
Total Time	<b>16:26.697</b> Avg Speed	<b>90.385</b> Behind	<b>33.395</b>
Best Time	<b>2:18.049</b> Best Speed	<b>92.289</b> On	<b>7</b> Gp <b>a</b>
Lap	Elapsed Time	Lap Time	Lap Speed
1	2:28.086	2:28.086	86.034
2	4:50.615	2:22.529	89.388
3	7:09.645	2:19.030	91.638
4	9:30.325	2:20.680	90.563
5	11:49.854	2:19.529	91.310
6	14:08.648	2:18.794	91.794
7	16:26.697	2:18.049	92.289

### Race 7A - Moto 3 (125cc GP)

#### Race Classification

<b>5</b>	<b>86 Nigel MOORE</b>		
Total Time	<b>16:27.199</b> Avg Speed	<b>90.339</b> Behind	<b>33.897</b>
Best Time	<b>2:18.182</b> Best Speed	<b>92.200</b> On	<b>7</b> Gp <b>a</b>
Lap	Elapsed Time	Lap Time	Lap Speed
1	2:27.164	2:27.164	86.573
2	4:50.139	2:22.975	89.109
3	7:10.071	2:19.932	91.047
4	9:30.717	2:20.646	90.585
5	11:50.246	2:19.529	91.310
6	14:09.017	2:18.771	91.809
7	16:27.199	2:18.182	92.200

<b>6</b>	<b>33 Sam DUNLOP</b>		
Total Time	<b>16:30.613</b> Avg Speed	<b>90.028</b> Behind	<b>37.311</b>
Best Time	<b>2:19.465</b> Best Speed	<b>91.352</b> On	<b>7</b> Gp <b>a</b>
Lap	Elapsed Time	Lap Time	Lap Speed
1	2:27.750	2:27.750	86.229
2	4:47.876	2:20.126	90.921
3	7:09.004	2:21.128	90.275
4	9:30.168	2:21.164	90.252
5	11:51.339	2:21.171	90.248
6	14:11.148	2:19.809	91.127
7	16:30.613	2:19.465	91.352

<b>7</b>	<b>9 Wayne KENNEDY</b>		
Total Time	<b>16:57.570</b> Avg Speed	<b>87.643</b> Behind	<b>1:04.268</b>
Best Time	<b>2:24.764</b> Best Speed	<b>88.008</b> On	<b>5</b> Gp <b>a</b>
Lap	Elapsed Time	Lap Time	Lap Speed
1	2:26.798	2:26.798	86.789
2	4:51.601	2:24.803	87.984
3	7:17.049	2:25.448	87.594
4	9:41.813	2:24.764	88.008
5	12:06.577	2:24.764	88.008
6	14:32.092	2:25.515	87.554
7	16:57.570	2:25.478	87.576

<b>8</b>	<b>49 Malcolm LOVE</b>		
Total Time	<b>17:25.935</b> Avg Speed	<b>85.266</b> Behind	<b>1:32.633</b>
Best Time	<b>2:26.724</b> Best Speed	<b>86.832</b> On	<b>6</b> Gp <b>b</b>
Lap	Elapsed Time	Lap Time	Lap Speed
1	2:34.064	2:34.064	82.696
2	5:04.083	2:30.019	84.925
3	7:32.841	2:28.758	85.645
4	10:03.364	2:30.523	84.641
5	12:31.100	2:27.736	86.238
6	14:57.824	2:26.724	86.832
7	17:25.935	2:28.111	86.019



MCUI Ulster  
Centre Timing  
powered by  
e-Laps timing software

www.elaps-timing.com



**2&4**  
WHEEL MOTORSPORT  
STEERING GROUP LTD.

Belfast  
**Telegraph**



**nitec**



**SHEOpoint.com**  
SAFETY  
HEALTH  
ENVIRONMENT  
QUALITY

# Mid Antrim 150

MOTO3 (125cc GP) & MOTO 450

Race 7 - Donna's Design Moto 3 (125cc GP) & Moto 450

Saturday, 16 June 2012

## DETAILED RESULT

Race 7A - Moto 3 (125cc GP)



### Race Classification

#### **9** 14 Jack SANDS

Total Time **17:41.690** Avg Speed **84.001** Behind **1:48.388**

Best Time **2:29.753** Best Speed **85.076** On **5** Gp **b**

Lap	Elapsed Time	Lap Time	Lap Speed
1	2:36.961	2:36.961	81.169
2	5:11.015	2:34.054	82.701
3	7:42.101	2:31.086	84.325
4	10:11.943	2:29.842	85.026
5	12:41.696	2:29.753	85.076
6	15:11.667	2:29.971	84.952
7	17:41.690	2:30.023	84.923

#### **10** 75 Mark McNEILLY

Total Time **17:54.145** Avg Speed **83.027** Behind **2:00.843**

Best Time **2:30.227** Best Speed **84.808** On **7** Gp **a**

Lap	Elapsed Time	Lap Time	Lap Speed
1	2:44.193	2:44.193	77.594
2	5:16.173	2:31.980	83.829
3	7:48.483	2:32.310	83.648
4	10:21.450	2:32.967	83.289
5	12:51.987	2:30.537	84.633
6	15:23.918	2:31.931	83.856
7	17:54.145	2:30.227	84.808

#### **11** 333 Warren REEVE

Total Time **18:30.765** Avg Speed **80.290** Behind **2:37.463**

Best Time **2:24.982** Best Speed **87.876** On **5** Gp **a**

Lap	Elapsed Time	Lap Time	Lap Speed
1	2:27.815	2:27.815	86.192
2	4:53.233	2:25.418	87.612
3	7:19.696	2:26.463	86.987
4	9:45.225	2:25.529	87.545
5	12:10.207	2:24.982	87.876
6	14:35.445	2:25.238	87.721
7	18:30.765	3:55.320	54.141

### Not Classified

#### **DNF** 15 Peter McKILLOP

Total Time **5:23.541** Avg Speed **78.756** Behind **5 Laps**

Best Time **2:37.253** Best Speed **81.018** On **2** Gp **a**

Lap	Elapsed Time	Lap Time	Lap Speed
1	2:46.288	2:46.288	76.616
2	5:23.541	2:37.253	81.018



MCUI Ulster  
Centre Timing  
powered by  
e-Laps timing software



**2&4**  
WHEEL MOTORSPORT  
STEERING GROUP LTD.

Belfast  
**Telegraph** **nitec**

**SHEO** point.com  
SAFETY  
HEALTH  
ENVIRONMENT  
QUALITY



# Mid Antrim 150

## MOTO3 (125cc GP) & MOTO 450

### Race 7 - Donna's Design Moto 3 (125cc GP) & Moto 450

Saturday, 16 June 2012

## DETAILED RESULT

Race 7B - Moto 450



### Race Classification

#### **1** 77 Ryan FARQUHAR

Total Time **15:46.381** Avg Speed **94.236** Behind  
Best Time **2:13.725** Best Speed **95.273** On **5** Gp **b**

Lap	Elapsed Time	Lap Time	Lap Speed
1	2:18.618	2:18.618	91.910
2	4:36.163	2:17.545	92.627
3	6:50.927	2:14.764	94.539
4	9:04.821	2:13.894	95.153
5	11:18.546	2:13.725	95.273
6	13:32.310	2:13.764	95.245
7	15:46.381	2:14.071	95.027

#### **2** 38 Darren GILPIN

Total Time **17:26.227** Avg Speed **85.242** Behind **1:39.846**  
Best Time **2:25.317** Best Speed **87.673** On **6** Gp **b**

Lap	Elapsed Time	Lap Time	Lap Speed
1	2:32.623	2:32.623	83.476
2	5:01.689	2:29.066	85.468
3	7:32.015	2:30.326	84.752
4	10:02.953	2:30.938	84.408
5	12:33.278	2:30.325	84.752
6	14:58.595	2:25.317	87.673
7	17:26.227	2:27.632	86.298

#### **3** 171 Dave WALSH

Total Time **17:26.392** Avg Speed **85.229** Behind **1:40.011**  
Best Time **2:25.109** Best Speed **87.799** On **6** Gp **b**

Lap	Elapsed Time	Lap Time	Lap Speed
1	2:33.656	2:33.656	82.915
2	5:06.973	2:33.317	83.098
3	7:35.791	2:28.818	85.611
4	10:04.474	2:28.683	85.688
5	12:33.938	2:29.464	85.241
6	14:59.047	2:25.109	87.799
7	17:26.392	2:27.345	86.466



MCUI Ulster  
Centre Timing  
powered by  
e-Laps timing software

[www.elaps-timing.com](http://www.elaps-timing.com)



**2&4**  
WHEEL MOTORSPORT  
STEERING GROUP LTD.

Belfast  
**Telegraph** **nitec**



# Mid Antrim 150

## MOTO3 (125cc GP) & MOTO 450

### Race 7 - Donna's Design Moto 3 (125cc GP) & Moto 450

# LAP CHART

**1**

No	Name	G	Elapsed Time	Lap Time
77	Ryan FARQUHAR	b	2:18.618	2:18.618
56	Sam WILSON	a	2:20.353	2:20.353
18	Paul ROBINSON	a	2:20.735	2:20.735
97	Seamus ELLIOTT	a	2:25.414	2:25.414
9	Wayne KENNEDY	a	2:26.798	2:26.798
86	Nigel MOORE	a	2:27.164	2:27.164
33	Sam DUNLOP	a	2:27.750	2:27.750
333	Warren REEVE	a	2:27.815	2:27.815
4	Barry DAVIDSON	a	2:28.086	2:28.086
38	Darren GILPIN	b	2:32.623	2:32.623
171	Dave WALSH	b	2:33.656	2:33.656
49	Malcolm LOVE	b	2:34.064	2:34.064
14	Jack SANDS	b	2:36.961	2:36.961
75	Mark McNEILLY	a	2:44.193	2:44.193
15	Peter McKILLOP	a	2:46.288	2:46.288

**2**

No	Name	G	Elapsed Time	Lap Time
77	Ryan FARQUHAR	b	4:36.163	2:17.545
56	Sam WILSON	a	4:37.113	2:16.760
18	Paul ROBINSON	a	4:37.685	2:16.950
97	Seamus ELLIOTT	a	4:41.768	2:16.354
33	Sam DUNLOP	a	4:47.876	2:20.126
86	Nigel MOORE	a	4:50.139	2:22.975
4	Barry DAVIDSON	a	4:50.615	2:22.529
9	Wayne KENNEDY	a	4:51.601	2:24.803
333	Warren REEVE	a	4:53.233	2:25.418
38	Darren GILPIN	b	5:01.689	2:29.066
49	Malcolm LOVE	b	5:04.083	2:30.019
171	Dave WALSH	b	5:06.973	2:33.317
14	Jack SANDS	b	5:11.015	2:34.054
75	Mark McNEILLY	a	5:16.173	2:31.980
15	Peter McKILLOP	a	5:23.541	2:37.253

**3**

No	Name	G	Elapsed Time	Lap Time
77	Ryan FARQUHAR	b	6:50.927	2:14.764
18	Paul ROBINSON	a	6:53.360	2:15.675
56	Sam WILSON	a	6:53.629	2:16.516
97	Seamus ELLIOTT	a	6:57.336	2:15.568
33	Sam DUNLOP	a	7:09.004	2:21.128
4	Barry DAVIDSON	a	7:09.645	2:19.030
86	Nigel MOORE	a	7:10.071	2:19.932
9	Wayne KENNEDY	a	7:17.049	2:25.448
333	Warren REEVE	a	7:19.696	2:26.463
38	Darren GILPIN	b	7:32.015	2:30.326
49	Malcolm LOVE	b	7:32.841	2:28.758
171	Dave WALSH	b	7:35.791	2:28.818
14	Jack SANDS	b	7:42.101	2:31.086
75	Mark McNEILLY	a	7:48.483	2:32.310

**4**

No	Name	G	Elapsed Time	Lap Time
77	Ryan FARQUHAR	b	9:04.821	2:13.894
18	Paul ROBINSON	a	9:08.616	2:15.256
56	Sam WILSON	a	9:09.560	2:15.931
97	Seamus ELLIOTT	a	9:13.701	2:16.365
33	Sam DUNLOP	a	9:30.168	2:21.164
4	Barry DAVIDSON	a	9:30.325	2:20.680
86	Nigel MOORE	a	9:30.717	2:20.646
9	Wayne KENNEDY	a	9:41.813	2:24.764
333	Warren REEVE	a	9:45.225	2:25.529
38	Darren GILPIN	b	10:02.953	2:30.938
49	Malcolm LOVE	b	10:03.364	2:30.523
171	Dave WALSH	b	10:04.474	2:28.683
14	Jack SANDS	b	10:11.943	2:29.842
75	Mark McNEILLY	a	10:21.450	2:32.967

**5**

No	Name	G	Elapsed Time	Lap Time
77	Ryan FARQUHAR	b	11:18.546	2:13.725
18	Paul ROBINSON	a	11:22.753	2:14.137
56	Sam WILSON	a	11:24.760	2:15.200
97	Seamus ELLIOTT	a	11:30.106	2:16.405
4	Barry DAVIDSON	a	11:49.854	2:19.529
86	Nigel MOORE	a	11:50.246	2:19.529
33	Sam DUNLOP	a	11:51.339	2:21.171
9	Wayne KENNEDY	a	12:06.577	2:24.764
333	Warren REEVE	a	12:10.207	2:24.982
49	Malcolm LOVE	b	12:31.100	2:27.736
38	Darren GILPIN	b	12:33.278	2:30.325
171	Dave WALSH	b	12:33.938	2:29.464
14	Jack SANDS	b	12:41.696	2:29.753
75	Mark McNEILLY	a	12:51.987	2:30.537

**6**

No	Name	G	Elapsed Time	Lap Time
77	Ryan FARQUHAR	b	13:32.310	2:13.764
18	Paul ROBINSON	a	13:37.057	2:14.304
56	Sam WILSON	a	13:42.071	2:17.311
97	Seamus ELLIOTT	a	13:46.846	2:16.740
4	Barry DAVIDSON	a	14:08.648	2:18.794
86	Nigel MOORE	a	14:09.017	2:18.771
33	Sam DUNLOP	a	14:11.148	2:19.809
9	Wayne KENNEDY	a	14:32.092	2:25.515
333	Warren REEVE	a	14:35.445	2:25.238
49	Malcolm LOVE	b	14:57.824	2:26.724
38	Darren GILPIN	b	14:58.595	2:25.317
171	Dave WALSH	b	14:59.047	2:25.109
14	Jack SANDS	b	15:11.667	2:29.971
75	Mark McNEILLY	a	15:23.918	2:31.931



# Mid Antrim 150

MOTO3 (125cc GP) & MOTO 450

Race 7 - Donna's Design Moto 3 (125cc GP) & Moto 450

## LAP CHART



7

No	Name	G	Elapsed Time	Lap Time
77	Ryan FARQUHAR	b	15:46.381	2:14.071
18	Paul ROBINSON	a	15:53.302	2:16.245
56	Sam WILSON	a	15:58.868	2:16.797
97	Seamus ELLIOTT	a	16:04.136	2:17.290
4	Barry DAVIDSON	a	16:26.697	2:18.049
86	Nigel MOORE	a	16:27.199	2:18.182
33	Sam DUNLOP	a	16:30.613	2:19.465
9	Wayne KENNEDY	a	16:57.570	2:25.478
49	Malcolm LOVE	b	17:25.935	2:28.111
38	Darren GILPIN	b	17:26.227	2:27.632
171	Dave WALSH	b	17:26.392	2:27.345
14	Jack SANDS	b	17:41.690	2:30.023
75	Mark McNEILLY	a	17:54.145	2:30.227
333	Warren REEVE	a	18:30.765	3:55.320



MCUI Ulster  
Centre Timing  
powered by  
e-Laps timing software

[www.elaps-timing.com](http://www.elaps-timing.com)



**2&4**  
WHEEL MOTORSPORT  
STEERING GROUP LTD.

Belfast  
**Telegraph**  **nitec**



**IRISH ROAD RACE MOTO 3 (125GP)**

2012

Pos	No.	Name	Total	Diff	Gap	#1	#2	#3
						R4	R1	R7
1	18	Paul ROBINSON	63	0	0	13	25	25
2	56	Sam WILSON	56	7	7	16	20	20
3	86	Nigel MOORE	47	16	9	20	16	11
4	33	Sam DUNLOP	32	31	15	9	13	10
5	6	William DUNLOP	25	38	7	25	x	x
6	4	Barry DAVIDSON	23	40	2	10	x	13
7	333	Warren REEVE	23	40	0	8	10	5
8	97	Seamus ELLIOTT	18	45	5	2	x	16
9	54	Adrian COLEMAN	18	45	0	7	11	x
10	75	Mark McNEILLY	14	49	4	x	8	6
11	9	Wayne KENNEDY	12	51	2	3	x	9
12	61	Paul JORDAN	11	52	1	11	x	x
13	49	Malcolm LOVE	9	54	2	1	x	8
14	50	Mick CHATTERTON	9	54	0	x	9	x
15	14	Jack SANDS	7	56	2	x	x	7
16	15	Peter McKILLOP	7	56	0	x	7	x
17	3	Gary JORDAN	6	57	1	6	x	x
18	7	Sarah BOYES	6	57	0	x	6	x
19	17	Paul HEDISON	5	58	1	5	x	x
20	44	Craig GIBSON	4	59	1	4	x	x

**Event Legend**

#1	27/04/2012	KDM HIRE COOKSTOWN 100	#3	15/06/2012	MID-ANTRIM 150
#2	04/05/2012	AROUND A POUND TANDRAGEE 100			

**ULSTER ROAD RACE MOTO 3 (125GP)**

2012

Pos	No.	Name	Total	Diff	Gap	#1 #2 #3		
						R4	R1	R7
1	18	Paul ROBINSON	63	0	0	13	25	25
2	56	Sam WILSON	56	7	7	16	20	20
3	86	Nigel MOORE	47	16	9	20	16	11
4	33	Sam DUNLOP	32	31	15	9	13	10
5	6	William DUNLOP	25	38	7	25	x	x
6	4	Barry DAVIDSON	23	40	2	10	x	13
7	333	Warren REEVE	23	40	0	8	10	5
8	97	Seamus ELLIOTT	18	45	5	2	x	16
9	54	Adrian COLEMAN	18	45	0	7	11	x
10	75	Mark McNEILLY	14	49	4	x	8	6
11	9	Wayne KENNEDY	12	51	2	3	x	9
12	61	Paul JORDAN	11	52	1	11	x	x
13	49	Malcolm LOVE	9	54	2	1	x	8
14	50	Mick CHATTERTON	9	54	0	x	9	x
15	14	Jack SANDS	7	56	2	x	x	7
16	15	Peter McKILLOP	7	56	0	x	7	x
17	3	Gary JORDAN	6	57	1	6	x	x
18	7	Sarah BOYES	6	57	0	x	6	x
19	17	Paul HEDISON	5	58	1	5	x	x
20	44	Craig GIBSON	4	59	1	4	x	x

**Event Legend**

#1	27/04/2012	KDM HIRE COOKSTOWN 100	#3	15/06/2012	MID-ANTRIM 150
#2	04/05/2012	AROUND A POUND TANDRAGEE 100			

**ULSTER ROAD RACE MOTO 450**

2012

Pos	No.	Name	Total	Diff	Gap	#1 #2 #3		
						R9	R1	R7
1	77	Ryan FARQUHAR	75	0	0	25	25	25
2	171	Dave WALSH	45	30	30	13	16	16
3	8	Anthony McCOLGAN	40	35	5	20	20	x
4	3	Darren GILPIN	36	39	4	16	x	20

**Event Legend**

#1	27/04/2012	KDM HIRE COOKSTOWN 100	#3	15/06/2012	MID-ANTRIM 150
#2	04/05/2012	AROUND A POUND TANDRAGEE 100			