

# MID-ANTRIM 150

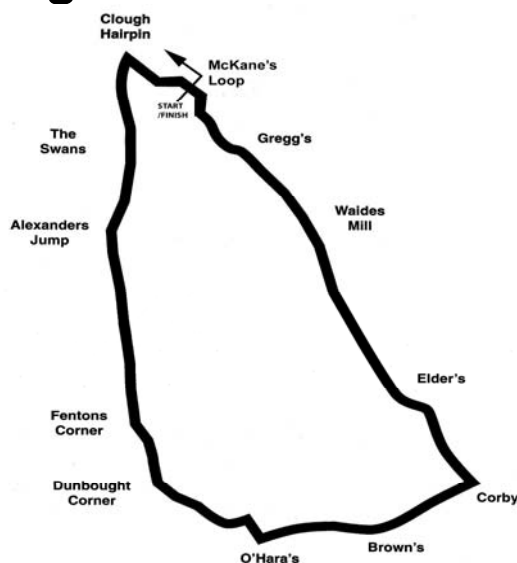
Friday 15<sup>th</sup> & Saturday 16<sup>th</sup> June 2012

promoted by Mid-Antrim Motor Club  
[www.midantrim150.co.uk](http://www.midantrim150.co.uk)

**BALLYMENA BOROUGH COUNCIL  
& CLEANING DOCTOR  
JUNIOR CLASSIC**



# Clough Circuit 3.539 miles



## Lap Records

Class	Rider	Machine	m	s	mph	Year
125cc	Darran Lindsay	Honda	2	10.429	97.681	2004
Moto 3	to be established					
Moto 450	Ryan Farquhar	Kawasaki	2	17.835	92.432	2010
250cc	Darran Lindsay	Honda	2	02.895	103.669	2004
Supersport 400	Victor Gilmore	Kawasaki	2	15.294	94.168	2007
Supertwins	Ryan Farquhar	Kawasaki 650	2	11.609	96.805	2010
Supersport	Ryan Farquhar	Kawasaki	1	59.237	106.849	2007
Superbike	Ryan Farquhar	Kawasaki	1	56.435	109.421	2007
Senior Support	Stephen McKnight	Suzuki 750	2	07.368	100.028	2007
Junior Support	Dean Harrison	Kawasaki 650	2	15.851	93.782	2010
Classic 1000cc	Bill Wark	Weslake 900	2	17.87	92.409	2003
Classic 500cc	Neill McWhirter	Norton	2	20.788	90.494	2010
Classic 350cc	Paul Coward	Honda	2	24.437	88.207	2004
Classic 250cc	Geoff McMullan	Suzuki	2	34.01	82.724	2003

## MOST WINS at MID-ANTRIM 150

Ryan Farquhar	22	2003 - 10
Ray McCullough	15	1965 - 79
Joey Dunlop	15	1975 - 95
Brian Reid	14	1980 - 93
Robert Dunlop	14	1982 - 07
Adrian Archibald	10	1999 - 02
Phillip McCallen	8	1988 - 92
Sam McClements	7	1980 - 89
Darran Lindsay	7	2002 - 06
Neill McWhirter	7	1991 - 10

## ALL TIME IRISH ROAD RACE WINNERS (after North West 200 2012)

### Most Wins at All Irish Road Race Meetings

1.	Ryan Farquhar	181	1995 - 12
2.	Joey Dunlop	156	1971 - 00
3.	Robert Dunlop	135	1980 - 08
4.	Ray McCullough	109	1960 - 82
	Phillip McCallen	109	1987 - 99
6.	Brian Reid	78	1980 - 94
7.	Darran Lindsay	75	1999 - 06
8.	William Dunlop	71	2005 - 12
9.	James Courtney	66	1992 - 99
10.	Adrian Archibald	64	1994 - 06

MID-ANTRIM 150

JUNIOR CLASSIC


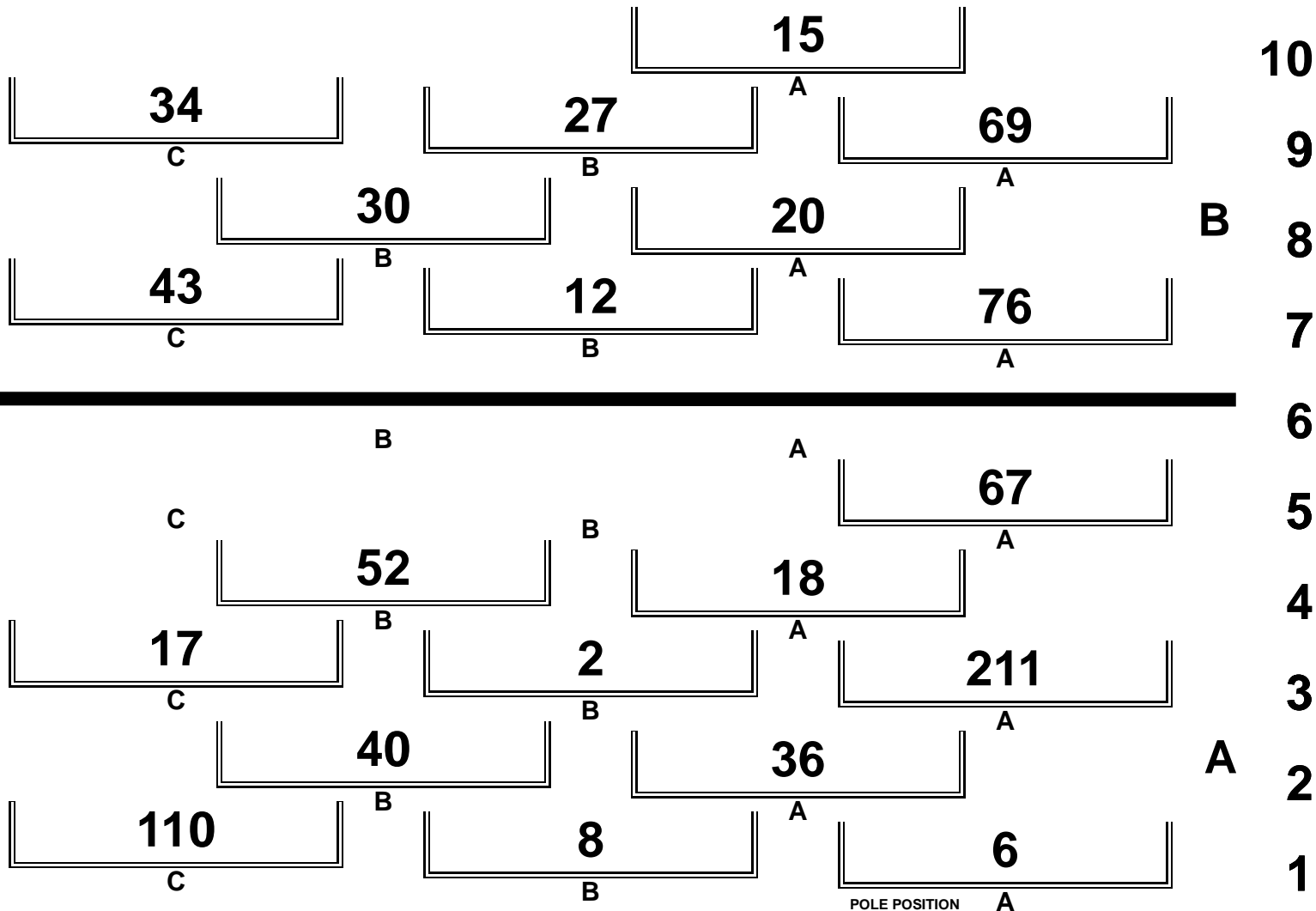
Clough 3.539 Miles

R2: Ballymena Council/Cleaning Doctor Junior Classic

16/06/2012 11:25

Race (7 Laps)

# RACE 2 - JUNIOR CLASSIC



# Mid Antrim 150

CLASSIC 250cc/350cc

Race 2 - Ballymena Borough Council/Cleaning Doctor Junior Classic

Saturday, 16 June 2012



Pos	Class	No	Name	Machine / Sponsor	Gp	Laps	Total Time	Behind	Speed	-----Best Lap-----		
										Time	Speed	On

## Race Classification

1	C350	6	Keith COSTELLO	Drixton Honda 350 - Gerry O'Sullivan	a	7	18:15.051		81.442	2:33.590	82.951	7
2	C350	40	Barry DAVIDSON	Drixton Honda 350 - Dempster Racing	a	7	18:16.749	1.698	81.316	2:34.426	82.502	6
3	C350	110	Denis GALLAGHER	Drixton Honda 350	a	7	18:19.469	4.418	81.114	2:35.006	82.193	6
4	C350	36	David HASTINGS	Honda 350	a	7	19:22.632	1:07.581	76.708	2:43.859	77.752	4
5	C350	18	Thomas HOGG	Honda 350 - Leonard	a	7	19:26.861	1:11.810	76.430	2:42.166	78.564	7
6	C350	8	Allan BREW	Drixton Aermacchi 349 - M & D Jacobs	a	7	19:27.193	1:12.142	76.408	2:44.823	77.297	7
7	C250	76	Phillip SHAW	Suzuki 250	b	7	19:44.164	1:29.113	75.313	2:46.029	76.736	4
8	C250	27	Bryan ALLAN	Honda 250 - Dempster Racing	b	7	19:54.386	1:39.335	74.668	2:48.132	75.776	4
9	C350	211	Tim STEPHENSON	Seeley Honda 350 - John Bell	a	7	20:09.577	1:54.526	73.731	2:48.344	75.681	3
10	C350	17	Roy PHIPPS	Honda 350	a	7	20:11.240	1:56.189	73.629	2:50.531	74.710	2
11	C250	43	Alex McVICKER	Honda 250 - John Ennis	b	6	18:08.649	1 Lap	70.218	2:59.552	70.957	5
12	C350	52	Michael THOMAS	Honda 350	a	6	20:03.085	1:54.436	63.539	3:16.734	64.760	6
13	C250	30	Robert WRIGHT	Honda 250	b	6	20:27.091	2:18.442	62.296	3:21.806	63.132	3
14	C250	34	Trevor STEWART	Honda 250 - TJR Racing	b	6	21:18.800	3:10.151	59.777	3:30.359	60.565	2
15	C250	15	Dave BROUGH	Honda 250 - Stewart Racing	b	5	18:23.543	2 Laps	57.725	3:29.408	60.840	5
16	C250	69	Allen GIBSON	Honda 250	b	5	18:33.822	10.279	57.192	3:37.304	58.629	4

## Fastest Lap


C350	6	Keith COSTELLO	Drixton Honda 350 - Gerry O'Sullivan	a						2:33.590	82.951	7
------	---	----------------	--------------------------------------	---	--	--	--	--	--	----------	--------	---

## Not Classified

<b>DNF</b>	C350	2	Freddie STEWART	Honda 350	a	5	13:55.612	2 Laps	76.234	2:45.317	77.066	5
<b>DNF</b>	C250	20	Gary HUTTON	Honda 250	b	3	9:16.363	4 Laps	68.698	3:02.261	69.902	2

Provisional result to be confirmed by the Stewards of the Meeting subject to completion of technical inspections & the time limit for protests

Page 1 / 1

Circuit	<b>Clough</b>	Signed		Organising Club	<b>Mid-Antrim Motor Club</b>
Length(miles)	<b>3.5390</b>		Chief Timekeeper	Race Started	<b>11:52</b>
Weather	<b>Light Rain</b>	Issued At:	12:16	Gp Time Diff - b	<b>17.22</b>
Track	<b>Damp</b>				



MCUI Ulster  
Centre Timing  
powered by  
e-Laps timing software



**2&4**  
WHEEL MOTORSPORT  
STEERING GROUP LTD.

**Telegraph**  **nitec**

**SHEQ**  **point.com**  
SAFETY  
HEALTH  
ENVIRONMENT  
QUALITY

www.elaps-timing.com

# Mid Antrim 150

CLASSIC 250cc/350cc

Race 2 - Ballymena Borough Council/Cleaning Doctor Junior Classi

Saturday, 16 June 2012

## DETAILED RESULT



### Race Classification

#### **1** 6 Keith COSTELLO

Total Time **18:15.051** Avg Speed **81.442** Behind  
Best Time **2:33.590** Best Speed **82.951** On **7** Gp **a**

Lap	Elapsed Time	Lap Time	Lap Speed
1	2:40.934	2:40.934	79.165
2	5:19.805	2:38.871	80.193
3	7:56.415	2:36.610	81.351
4	10:33.084	2:36.669	81.320
5	13:07.651	2:34.567	82.426
6	15:41.461	2:33.810	82.832
7	18:15.051	2:33.590	82.951

#### **2** 40 Barry DAVIDSON

Total Time **18:16.749** Avg Speed **81.316** Behind **1.698**  
Best Time **2:34.426** Best Speed **82.502** On **6** Gp **a**

Lap	Elapsed Time	Lap Time	Lap Speed
1	2:39.959	2:39.959	79.648
2	5:17.933	2:37.974	80.649
3	7:54.855	2:36.922	81.189
4	10:31.336	2:36.481	81.418
5	13:06.454	2:35.118	82.134
6	15:40.880	2:34.426	82.502
7	18:16.749	2:35.869	81.738

#### **3** 110 Denis GALLAGHER

Total Time **18:19.469** Avg Speed **81.114** Behind **4.418**  
Best Time **2:35.006** Best Speed **82.193** On **6** Gp **a**

Lap	Elapsed Time	Lap Time	Lap Speed
1	2:41.949	2:41.949	78.669
2	5:18.883	2:36.934	81.183
3	7:55.642	2:36.759	81.274
4	10:32.146	2:36.504	81.406
5	13:07.296	2:35.150	82.117
6	15:42.302	2:35.006	82.193
7	18:19.469	2:37.167	81.063

#### **4** 36 David HASTINGS

Total Time **19:22.632** Avg Speed **76.708** Behind **1:07.581**  
Best Time **2:43.859** Best Speed **77.752** On **4** Gp **a**

Lap	Elapsed Time	Lap Time	Lap Speed
1	2:48.502	2:48.502	75.610
2	5:35.913	2:47.411	76.103
3	8:21.028	2:45.115	77.161
4	11:04.887	2:43.859	77.752
5	13:48.883	2:43.996	77.687
6	16:33.959	2:45.076	77.179
7	19:22.632	2:48.673	75.533

### Race Classification

#### **5** 18 Thomas HOGG

Total Time **19:26.861** Avg Speed **76.430** Behind **1:11.810**  
Best Time **2:42.166** Best Speed **78.564** On **7** Gp **a**

Lap	Elapsed Time	Lap Time	Lap Speed
1	2:53.564	2:53.564	73.405
2	5:39.596	2:46.032	76.735
3	8:27.867	2:48.271	75.714
4	11:12.565	2:44.698	77.356
5	13:57.038	2:44.473	77.462
6	16:44.695	2:47.657	75.991
7	19:26.861	2:42.166	78.564

#### **6** 8 Allan BREW

Total Time **19:27.193** Avg Speed **76.408** Behind **1:12.142**  
Best Time **2:44.823** Best Speed **77.297** On **7** Gp **a**

Lap	Elapsed Time	Lap Time	Lap Speed
1	2:49.951	2:49.951	74.965
2	5:38.726	2:48.775	75.487
3	8:24.851	2:46.125	76.692
4	11:11.712	2:46.861	76.353
5	13:57.386	2:45.674	76.900
6	16:42.370	2:44.984	77.222
7	19:27.193	2:44.823	77.297

#### **7** 76 Philip SHAW

Total Time **19:44.164** Avg Speed **75.313** Behind **1:29.113**  
Best Time **2:46.029** Best Speed **76.736** On **4** Gp **b**

Lap	Elapsed Time	Lap Time	Lap Speed
1	2:52.350	2:52.350	73.922
2	5:46.572	2:54.222	73.127
3	8:32.875	2:46.303	76.610
4	11:18.904	2:46.029	76.736
5	14:05.087	2:46.183	76.665
6	16:54.687	2:49.600	75.120
7	19:44.164	2:49.477	75.175

#### **8** 27 Bryan ALLAN

Total Time **19:54.386** Avg Speed **74.668** Behind **1:39.335**  
Best Time **2:48.132** Best Speed **75.776** On **4** Gp **b**

Lap	Elapsed Time	Lap Time	Lap Speed
1	2:55.344	2:55.344	72.659
2	5:46.883	2:51.539	74.271
3	8:35.363	2:48.480	75.620
4	11:23.495	2:48.132	75.776
5	14:12.123	2:48.628	75.553
6	17:01.132	2:49.009	75.383
7	19:54.386	2:53.254	73.536



MCUI Ulster  
Centre Timing  
powered by  
e-Laps timing software

[www.elaps-timing.com](http://www.elaps-timing.com)



**2&4**  
WHEEL MOTORSPORT  
STEERING GROUP LTD.

Belfast  
**Telegraph**



**SHEOpoint.com**  
SAFETY  
HEALTH  
ENVIRONMENT  
QUALITY

# Mid Antrim 150

CLASSIC 250cc/350cc

Race 2 - Ballymena Borough Council/Cleaning Doctor Junior Classi

Saturday, 16 June 2012

## DETAILED RESULT



### Race Classification

#### 9 211 Tim STEPHENSON

Total Time **20:09.577** Avg Speed **73.731** Behind **1:54.526**  
Best Time **2:48.344** Best Speed **75.681** On **3** Gp **a**

Lap	Elapsed Time	Lap Time	Lap Speed
1	2:49.607	2:49.607	75.117
2	5:39.287	2:49.680	75.085
3	8:27.631	2:48.344	75.681
4	11:20.911	2:53.280	73.525
5	14:17.400	2:56.489	72.188
6	17:13.968	2:56.568	72.156
7	20:09.577	2:55.609	72.550

#### 10 17 Roy PHIPPS

Total Time **20:11.240** Avg Speed **73.629** Behind **1:56.189**  
Best Time **2:50.531** Best Speed **74.710** On **2** Gp **a**

Lap	Elapsed Time	Lap Time	Lap Speed
1	2:52.695	2:52.695	73.774
2	5:43.226	2:50.531	74.710
3	8:35.893	2:52.667	73.786
4	11:29.099	2:53.206	73.556
5	14:21.661	2:52.562	73.831
6	17:17.119	2:55.458	72.612
7	20:11.240	2:54.121	73.170

#### 11 43 Alex McVICKER

Total Time **18:08.649** Avg Speed **70.218** Behind **1 Lap**  
Best Time **2:59.552** Best Speed **70.957** On **5** Gp **b**

Lap	Elapsed Time	Lap Time	Lap Speed
1	3:07.836	3:07.836	67.827
2	6:08.197	3:00.361	70.638
3	9:07.920	2:59.723	70.889
4	12:07.759	2:59.839	70.843
5	15:07.311	2:59.552	70.957
6	18:08.649	3:01.338	70.258

#### 12 52 Michael THOMAS

Total Time **20:03.085** Avg Speed **63.539** Behind **1:54.436**  
Best Time **3:16.734** Best Speed **64.760** On **6** Gp **a**

Lap	Elapsed Time	Lap Time	Lap Speed
1	3:20.846	3:20.846	63.434
2	6:40.729	3:19.883	63.739
3	10:01.093	3:20.364	63.586
4	13:26.091	3:24.998	62.149
5	16:46.351	3:20.260	63.619
6	20:03.085	3:16.734	64.760

### Race Classification

#### 13 30 Robert WRIGHT

Total Time **20:27.091** Avg Speed **62.296** Behind **2:18.442**  
Best Time **3:21.806** Best Speed **63.132** On **3** Gp **b**

Lap	Elapsed Time	Lap Time	Lap Speed
1	3:26.623	3:26.623	61.660
2	6:49.353	3:22.730	62.844
3	10:11.159	3:21.806	63.132
4	13:34.743	3:23.584	62.581
5	16:59.621	3:24.878	62.185
6	20:27.091	3:27.470	61.408

#### 14 34 Trevor STEWART

Total Time **21:18.800** Avg Speed **59.777** Behind **3:10.151**  
Best Time **3:30.359** Best Speed **60.565** On **2** Gp **b**

Lap	Elapsed Time	Lap Time	Lap Speed
1	3:37.955	3:37.955	58.454
2	7:08.314	3:30.359	60.565
3	10:40.926	3:32.612	59.923
4	14:14.685	3:33.759	59.602
5	17:47.721	3:33.036	59.804
6	21:18.800	3:31.079	60.358

#### 15 15 Dave BROUGH

Total Time **18:23.543** Avg Speed **57.725** Behind **2 Laps**  
Best Time **3:29.408** Best Speed **60.840** On **5** Gp **b**

Lap	Elapsed Time	Lap Time	Lap Speed
1	3:56.162	3:56.162	53.948
2	7:36.772	3:40.610	57.751
3	11:15.413	3:38.641	58.271
4	14:54.135	3:38.722	58.249
5	18:23.543	3:29.408	60.840

#### 16 69 Allen GIBSON

Total Time **18:33.822** Avg Speed **57.192** Behind **10.279**  
Best Time **3:37.304** Best Speed **58.629** On **4** Gp **b**

Lap	Elapsed Time	Lap Time	Lap Speed
1	3:55.333	3:55.333	54.138
2	7:35.850	3:40.517	57.775
3	11:16.243	3:40.393	57.808
4	14:53.547	3:37.304	58.629
5	18:33.822	3:40.275	57.839

### Not Classified



MCUI Ulster  
Centre Timing  
powered by  
e-Laps timing software

www.elaps-timing.com



**2&4**  
WHEEL MOTORSPORT  
STEERING GROUP LTD.

Belfast  
**Telegraph**



**nitec**



SAFETY  
HEALTH  
ENVIRONMENT  
QUALITY

**SHEOpoint.com**

# Mid Antrim 150

CLASSIC 250cc/350cc

Race 2 - Ballymena Borough Council/Cleaning Doctor Junior Classi

Saturday, 16 June 2012

## DETAILED RESULT



### Not Classified

#### **DNF** 2 Freddie STEWART

Total Time **13:55.612** Avg Speed **76.234** Behind **2 Laps**

Best Time **2:45.317** Best Speed **77.066** On **5** Gp **a**

Lap	Elapsed Time	Lap Time	Lap Speed
1	2:48.051	2:48.051	75.813
2	5:35.506	2:47.455	76.083
3	8:24.708	2:49.202	75.297
4	11:10.295	2:45.587	76.941
5	13:55.612	2:45.317	77.066

#### **DNF** 20 Gary HUTTON

Total Time **9:16.363** Avg Speed **68.698** Behind **4 Laps**

Best Time **3:02.261** Best Speed **69.902** On **2** Gp **b**

Lap	Elapsed Time	Lap Time	Lap Speed
1	3:03.777	3:03.777	69.325
2	6:06.038	3:02.261	69.902
3	9:16.363	3:10.325	66.940



MCUI Ulster  
Centre Timing  
powered by  
e-Laps timing software

[www.elaps-timing.com](http://www.elaps-timing.com)



**2&4**  
WHEEL MOTORSPORT  
STEERING GROUP LTD.

Belfast  
**Telegraph**



**nitec**



SAFETY  
HEALTH  
ENVIRONMENT  
QUALITY

**SHEQpoint.com**

# Mid Antrim 150

CLASSIC 250cc/350cc

Race 2 - Ballymena Borough Council/Cleaning Doctor Junior Classic

## LAP CHART



1					3					5				
No	Name	G	Elapsed Time	Lap Time	No	Name	G	Elapsed Time	Lap Time	No	Name	G	Elapsed Time	Lap Time
40	Barry DAVIDSON	a	2:39.959	2:39.959	40	Barry DAVIDSON	a	7:54.855	2:36.922	40	Barry DAVIDSON	a	13:06.454	2:35.118
6	Keith COSTELLO	a	2:40.934	2:40.934	110	Denis GALLAGHER	a	7:55.642	2:36.759	110	Denis GALLAGHER	a	13:07.296	2:35.150
110	Denis GALLAGHER	a	2:41.949	2:41.949	6	Keith COSTELLO	a	7:56.415	2:36.610	6	Keith COSTELLO	a	13:07.651	2:34.567
2	Freddie STEWART	a	2:48.051	2:48.051	36	David HASTINGS	a	8:21.028	2:45.115	36	David HASTINGS	a	13:48.883	2:43.996
36	David HASTINGS	a	2:48.502	2:48.502	2	Freddie STEWART	a	8:24.708	2:49.202	2	Freddie STEWART	a	13:55.612	2:45.317
211	Tim STEPHENSON	a	2:49.607	2:49.607	8	Allan BREW	a	8:24.851	2:46.125	18	Thomas HOGG	a	13:57.038	2:44.473
8	Allan BREW	a	2:49.951	2:49.951	211	Tim STEPHENSON	a	8:27.631	2:48.344	8	Allan BREW	a	13:57.386	2:45.674
76	Philip SHAW	b	2:52.350	2:52.350	18	Thomas HOGG	a	8:27.867	2:48.271	76	Philip SHAW	b	14:05.087	2:46.183
17	Roy PHIPPS	a	2:52.695	2:52.695	76	Philip SHAW	b	8:32.875	2:46.303	27	Bryan ALLAN	b	14:12.123	2:48.628
18	Thomas HOGG	a	2:53.564	2:53.564	27	Bryan ALLAN	b	8:35.363	2:48.480	211	Tim STEPHENSON	a	14:17.400	2:56.489
27	Bryan ALLAN	b	2:55.344	2:55.344	17	Roy PHIPPS	a	8:35.893	2:52.667	17	Roy PHIPPS	a	14:21.661	2:52.562
20	Gary HUTTON	b	3:03.777	3:03.777	43	Alex McVICKER	b	9:07.920	2:59.723	43	Alex McVICKER	b	15:07.311	2:59.552
43	Alex McVICKER	b	3:07.836	3:07.836	20	Gary HUTTON	b	9:16.363	3:10.325	52	Michael THOMAS	a	16:46.351	3:20.260
52	Michael THOMAS	a	3:20.846	3:20.846	52	Michael THOMAS	a	10:01.093	3:20.364	30	Robert WRIGHT	b	16:59.621	3:24.878
30	Robert WRIGHT	b	3:26.623	3:26.623	30	Robert WRIGHT	b	10:11.159	3:21.806	34	Trevor STEWART	b	17:47.721	3:33.036
34	Trevor STEWART	b	3:37.955	3:37.955	34	Trevor STEWART	b	10:40.926	3:32.612	15	Dave BROUGH	b	18:23.543	3:29.408
69	Allen GIBSON	b	3:55.333	3:55.333	15	Dave BROUGH	b	11:15.413	3:38.641	69	Allen GIBSON	b	18:33.822	3:40.275
15	Dave BROUGH	b	3:56.162	3:56.162	69	Allen GIBSON	b	11:16.243	3:40.393					

2					4					6				
No	Name	G	Elapsed Time	Lap Time	No	Name	G	Elapsed Time	Lap Time	No	Name	G	Elapsed Time	Lap Time
40	Barry DAVIDSON	a	5:17.933	2:37.974	40	Barry DAVIDSON	a	10:31.336	2:36.481	40	Barry DAVIDSON	a	15:40.880	2:34.426
110	Denis GALLAGHER	a	5:18.883	2:36.934	110	Denis GALLAGHER	a	10:32.146	2:36.504	6	Keith COSTELLO	a	15:41.461	2:33.810
6	Keith COSTELLO	a	5:19.805	2:38.871	6	Keith COSTELLO	a	10:33.084	2:36.669	110	Denis GALLAGHER	a	15:42.302	2:35.006
2	Freddie STEWART	a	5:35.506	2:47.455	36	David HASTINGS	a	11:04.887	2:43.859	36	David HASTINGS	a	16:33.959	2:45.076
36	David HASTINGS	a	5:35.913	2:47.411	2	Freddie STEWART	a	11:10.295	2:45.587	8	Allan BREW	a	16:42.370	2:44.984
8	Allan BREW	a	5:38.726	2:48.775	8	Allan BREW	a	11:11.712	2:46.861	18	Thomas HOGG	a	16:44.695	2:47.657
211	Tim STEPHENSON	a	5:39.287	2:49.680	18	Thomas HOGG	a	11:12.565	2:44.698	76	Philip SHAW	b	16:54.687	2:49.600
18	Thomas HOGG	a	5:39.596	2:46.032	76	Philip SHAW	b	11:18.904	2:46.029	27	Bryan ALLAN	b	17:01.132	2:49.009
17	Roy PHIPPS	a	5:43.226	2:50.531	211	Tim STEPHENSON	a	11:20.911	2:53.280	211	Tim STEPHENSON	a	17:13.968	2:56.568
76	Philip SHAW	b	5:46.572	2:54.222	27	Bryan ALLAN	b	11:23.495	2:48.132	17	Roy PHIPPS	a	17:17.119	2:55.458
27	Bryan ALLAN	b	5:46.883	2:51.539	17	Roy PHIPPS	a	11:29.099	2:53.206	43	Alex McVICKER	b	18:08.649	3:01.338
20	Gary HUTTON	b	6:06.038	3:02.261	43	Alex McVICKER	b	12:07.759	2:59.839	52	Michael THOMAS	a	20:03.085	3:16.734
43	Alex McVICKER	b	6:08.197	3:00.361	52	Michael THOMAS	a	13:26.091	3:24.998	30	Robert WRIGHT	b	20:27.091	3:27.470
52	Michael THOMAS	a	6:40.729	3:19.883	30	Robert WRIGHT	b	13:34.743	3:23.584	34	Trevor STEWART	b	21:18.800	3:31.079
30	Robert WRIGHT	b	6:49.353	3:22.730	34	Trevor STEWART	b	14:14.685	3:33.759					
34	Trevor STEWART	b	7:08.314	3:30.359	69	Allen GIBSON	b	14:53.547	3:37.304					
69	Allen GIBSON	b	7:35.850	3:40.517	15	Dave BROUGH	b	14:54.135	3:38.722					
15	Dave BROUGH	b	7:36.772	3:40.610										

7				
No	Name	G	Elapsed Time	Lap Time
6	Keith COSTELLO	a	18:15.051	2:33.590
40	Barry DAVIDSON	a	18:16.749	2:35.869
110	Denis GALLAGHER	a	18:19.469	2:37.167
36	David HASTINGS	a	19:22.632	2:48.673
18	Thomas HOGG	a	19:26.861	2:42.166
8	Allan BREW	a	19:27.193	2:44.823
76	Philip SHAW	b	19:44.164	2:49.477
27	Bryan ALLAN	b	19:54.386	2:53.254
211	Tim STEPHENSON	a	20:09.577	2:55.609
17	Roy PHIPPS	a	20:11.240	2:54.121



**IRISH ROAD RACE CLASSIC 250cc**

2012

Pos	No.	Name	Total	Diff	Gap	#1 #2 #3		
						R1	R1	R2
1	76	Philip SHAW	70	0	0	20	25	25
2	43	Alex McVICKER	39	31	31	10	13	16
3	30	Robert WRIGHT	38	32	1	9	16	13
4	27	Bryan ALLAN	36	34	2	16	x	20
5	69	Allen GIBSON	28	42	8	8	11	9
6	11	Peter WAKEFIELD	25	45	3	25	x	x
7	20	Gary HUTTON	20	50	5	x	20	x
8	40	Barry DAVIDSON	13	57	7	13	x	x
9	23	Alan SMALLBONES	11	59	2	11	x	x
10	34	Trevor STEWART	11	59	0	x	x	11
11	15	Dave BROUGH	10	60	1	x	x	10

**Event Legend**

#1	27/04/2012	KDM HIRE COOKSTOWN 100	#3	15/06/2012	MID-ANTRIM 150
#2	04/05/2012	AROUND A POUND TANDRAGEE 100			

**IRISH ROAD RACE CLASSIC 350cc**

2012

Pos	No.	Name	Total	Diff	Gap	#1 #2 #3		
						R1	R1	R2
1	6	Keith COSTELLO	75	0	0	25	25	25
2	8	Allan BREW	50	25	25	20	20	10
3	10	Denis GALLAGHER	42	33	8	10	16	16
4	40	Barry DAVIDSON	36	39	6	16	x	20
5	36	David HASTINGS	33	42	3	11	9	13
6	211	Tim STEPHENSON	23	52	10	3	11	9
7	167	Herbie RONAN	20	55	3	7	13	x
8	17	Roy PHIPPS	20	55	0	5	7	8
9	18	Thomas HOGG	17	58	3	6	x	11
10	2	Freddie STEWART	13	62	4	13	x	x
11	52	Michael THOMAS	13	62	0	x	6	7
12	24	George STINSON	10	65	3	x	10	x
13	9	Sam KINKEAD	9	66	1	9	x	x
14	4	Billy LYLE	8	67	1	8	x	x
15	46	Joe LOCKHART	8	67	0	x	8	x
16	34	Trevor STEWART	5	70	3	x	5	x
17	49	Cathal WHELAN	4	71	1	4	x	x

**Event Legend**

#1	27/04/2012	KDM HIRE COOKSTOWN 100	#3	15/06/2012	MID-ANTRIM 150
#2	04/05/2012	AROUND A POUND TANDRAGEE 100			

**ULSTER ROAD RACE CLASSIC 250cc**

2012

Pos	No.	Name	Total	Diff	Gap	#1 #2 #3		
						R1	R1	R2
1	76	Philip SHAW	70	0	0	20	25	25
2	43	Alex McVICKER	39	31	31	10	13	16
3	30	Robert WRIGHT	38	32	1	9	16	13
4	27	Bryan ALLAN	36	34	2	16	x	20
5	69	Allen GIBSON	28	42	8	8	11	9
6	11	Peter WAKEFIELD	25	45	3	25	x	x
7	20	Gary HUTTON	20	50	5	x	20	x
8	40	Barry DAVIDSON	13	57	7	13	x	x
9	23	Alan SMALLBONES	11	59	2	11	x	x
10	34	Trevor STEWART	11	59	0	x	x	11
11	15	Dave BROUGH	10	60	1	x	x	10

**Event Legend**

#1	27/04/2012	KDM HIRE COOKSTOWN 100	#3	15/06/2012	MID-ANTRIM 150
#2	04/05/2012	AROUND A POUND TANDRAGEE 100			

**ULSTER ROAD RACE CLASSIC 350cc**

2012

Pos	No.	Name	Total	Diff	Gap	#1 #2 #3		
						R1	R1	R2
1	6	Keith COSTELLO	75	0	0	25	25	25
2	8	Allan BREW	50	25	25	20	20	10
3	10	Denis GALLAGHER	42	33	8	10	16	16
4	40	Barry DAVIDSON	36	39	6	16	x	20
5	36	David HASTINGS	33	42	3	11	9	13
6	211	Tim STEPHENSON	23	52	10	3	11	9
7	167	Herbie RONAN	20	55	3	7	13	x
8	17	Roy PHIPPS	20	55	0	5	7	8
9	18	Thomas HOGG	17	58	3	6	x	11
10	2	Freddie STEWART	13	62	4	13	x	x
11	52	Michael THOMAS	13	62	0	x	6	7
12	24	George STINSON	10	65	3	x	10	x
13	9	Sam KINKEAD	9	66	1	9	x	x
14	4	Billy LYLE	8	67	1	8	x	x
15	46	Joe LOCKHART	8	67	0	x	8	x
16	34	Trevor STEWART	5	70	3	x	5	x
17	49	Cathal WHELAN	4	71	1	4	x	x

**Event Legend**

#1	27/04/2012	KDM HIRE COOKSTOWN 100	#3	15/06/2012	MID-ANTRIM 150
#2	04/05/2012	AROUND A POUND TANDRAGEE 100			