

# MID-ANTRIM 150

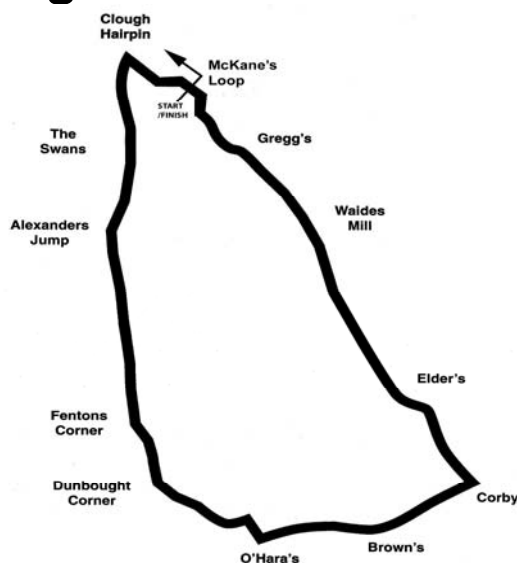
Friday 15<sup>th</sup> & Saturday 16<sup>th</sup> June 2012

promoted by Mid-Antrim Motor Club  
[www.midantrim150.co.uk](http://www.midantrim150.co.uk)

**ROBERT LOGAN HARDWARE**  
**250cc GP & SUPERSPORT 400**



# Clough Circuit 3.539 miles



## Lap Records

Class	Rider	Machine	m	s	mph	Year
125cc	Darran Lindsay	Honda	2	10.429	97.681	2004
Moto 3	to be established					
Moto 450	Ryan Farquhar	Kawasaki	2	17.835	92.432	2010
250cc	Darran Lindsay	Honda	2	02.895	103.669	2004
Supersport 400	Victor Gilmore	Kawasaki	2	15.294	94.168	2007
Supertwins	Ryan Farquhar	Kawasaki 650	2	11.609	96.805	2010
Supersport	Ryan Farquhar	Kawasaki	1	59.237	106.849	2007
Superbike	Ryan Farquhar	Kawasaki	1	56.435	109.421	2007
Senior Support	Stephen McKnight	Suzuki 750	2	07.368	100.028	2007
Junior Support	Dean Harrison	Kawasaki 650	2	15.851	93.782	2010
Classic 1000cc	Bill Wark	Weslake 900	2	17.87	92.409	2003
Classic 500cc	Neill McWhirter	Norton	2	20.788	90.494	2010
Classic 350cc	Paul Coward	Honda	2	24.437	88.207	2004
Classic 250cc	Geoff McMullan	Suzuki	2	34.01	82.724	2003

## MOST WINS at MID-ANTRIM 150

Ryan Farquhar	22	2003 - 10
Ray McCullough	15	1965 - 79
Joey Dunlop	15	1975 - 95
Brian Reid	14	1980 - 93
Robert Dunlop	14	1982 - 07
Adrian Archibald	10	1999 - 02
Phillip McCallen	8	1988 - 92
Sam McClements	7	1980 - 89
Darran Lindsay	7	2002 - 06
Neill McWhirter	7	1991 - 10

## ALL TIME IRISH ROAD RACE WINNERS (after North West 200 2012)

### Most Wins at All Irish Road Race Meetings

1.	Ryan Farquhar	181	1995 - 12
2.	Joey Dunlop	156	1971 - 00
3.	Robert Dunlop	135	1980 - 08
4.	Ray McCullough	109	1960 - 82
	Phillip McCallen	109	1987 - 99
6.	Brian Reid	78	1980 - 94
7.	Darran Lindsay	75	1999 - 06
8.	William Dunlop	71	2005 - 12
9.	James Courtney	66	1992 - 99
10.	Adrian Archibald	64	1994 - 06

MID-ANTRIM 150

250cc GP & SUPERSPORT 400

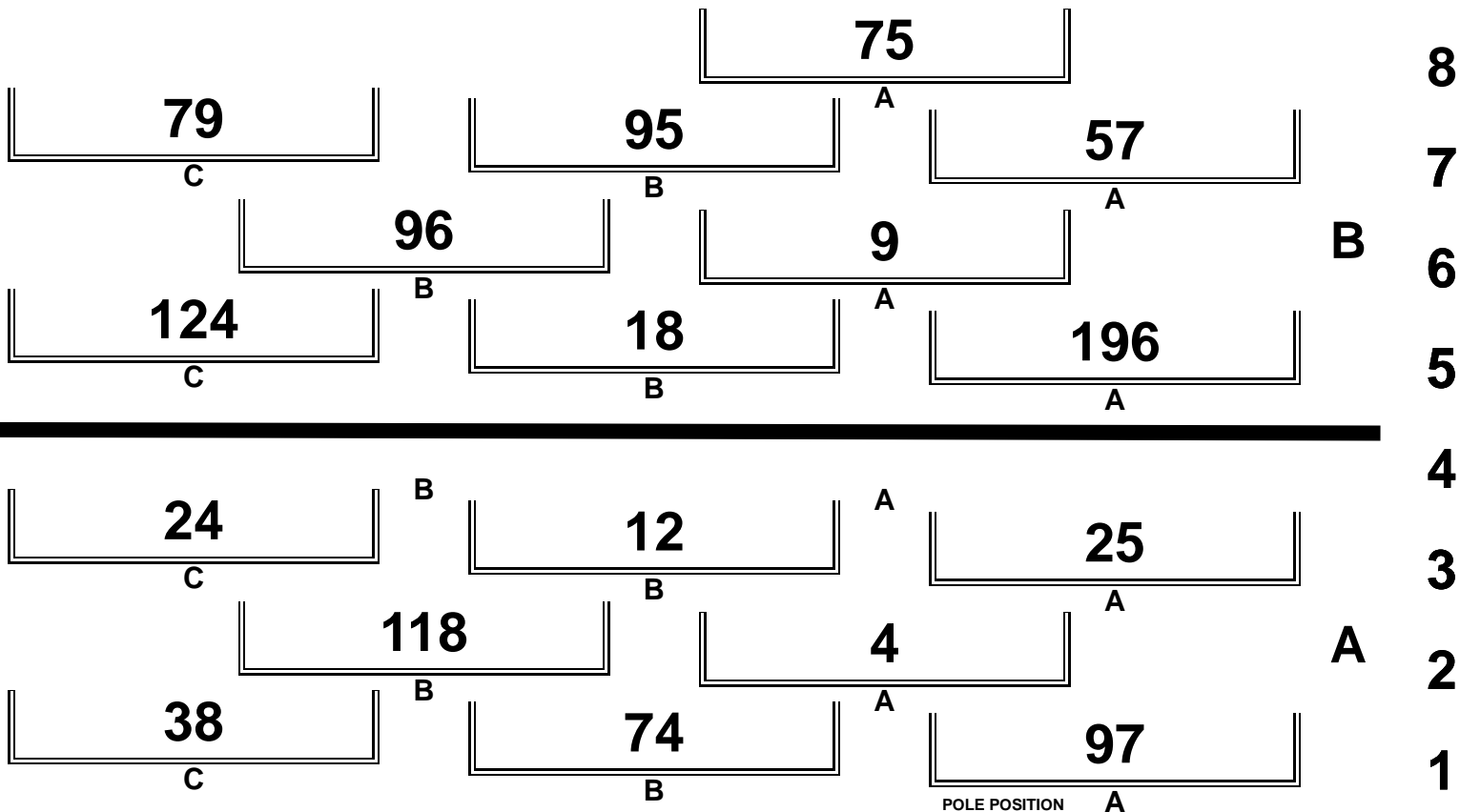
Clough 3.539 Miles

R4: Robert Logan Hardware Junior

16/06/2012 12:45

Race (7 Laps)

**RACE 4 - 250cc / SUPERSPORT 400 JUNIOR**



# Mid Antrim 150

## 250cc GP & SUPERSPORT 400

### Race 4 - Robert Logan Hardware Junior

Saturday, 16 June 2012



Pos	Class	No	Name	Machine / Sponsor	Gp	Laps	Total Time	Behind	Speed	-----Best Lap----- Time Speed On	
-----	-------	----	------	-------------------	----	------	------------	--------	-------	-------------------------------------	--

#### Race Classification

1	250R	74	Tommy HENRY	Honda	a	7	17:04.051		87.088	2:21.435	90.080	7
2	250R	4	Barry DAVIDSON	Honda - Wylie Racing	a	7	17:07.611	3.560	86.787	2:25.038	87.842	6
3	400R	196	Andy FARRELL	Kawasaki 400 - Pro Plum	b	7	17:19.166	15.115	85.822	2:25.051	87.834	2
4	250R	25	Bryan HARDING	Honda	a	7	17:39.975	35.924	84.137	2:28.397	85.853	7
5	400R	9	Gavin LUPTON	Honda 400 - Don Racing	b	7	17:42.521	38.470	83.935	2:28.731	85.661	6
6	400R	95	Robert GORDON	Honda 400	b	7	17:42.788	38.737	83.914	2:30.074	84.894	6
7	250R	38	Darren GILPIN	Honda - R F Linton/Turtle Transport	a	7	18:19.371	1:15.320	81.122	2:35.130	82.127	2
8	400R	96	Stephen CARR	Kawasaki 400 - Once Bitten	b	7	18:53.260	1:49.209	78.696	2:38.142	80.563	7
9	400R	79	John McALLISTER	Kawasaki 400 - Mac Racing	b	7	19:20.325	2:16.274	76.860	2:41.467	78.904	6
10	400R	57	Yvonne MONTGOMERY	Kawasaki 400	b	6	16:45.162	1 Lap	76.050	2:43.070	78.128	6
11	400R	75	Mark McNEILLY	Kawasaki 400	b	6	17:13.069	27.907	73.995	2:43.146	78.092	3

#### Fastest Lap


250R	118	Paul ROBINSON	Honda - Roy Hanna Motors	a						2:19.377	91.410	2
------	-----	---------------	--------------------------	---	--	--	--	--	--	----------	--------	---

#### Not Classified

<b>DNF</b>	250R	12	Trevor REID	Yamaha - AWT	a	6	14:54.908	1 Lap	85.419	2:26.879	86.741	3
<b>DNF</b>	250R	24	Bryan ALLAN	Honda	a	5	12:44.586	2 Laps	83.316	2:31.775	83.943	4
<b>DNF</b>	400R	18	Vic ALLAN	Kawasaki 400	b	4	9:57.513	3 Laps	85.290	2:28.297	85.911	3
<b>DNF</b>	250R	118	Paul ROBINSON	Honda - Roy Hanna Motors	a	3	7:02.924	4 Laps	90.374	2:19.377	91.410	2
<b>DNF</b>	250R	97	Seamus ELLIOTT	Honda - Logan Racing	a	3	7:48.567	45.643	81.570	2:22.752	89.248	2

Provisional result to be confirmed by the Stewards of the Meeting subject to completion of technical inspections & the time limit for protests

Page 1 / 1

Circuit	<b>Clough</b>	Signed	 Chief Timekeeper	Organising Club	<b>Mid-Antrim Motor Club</b>
Length(miles)	<b>3.5390</b>	Issued At:	13:50	Race Started	<b>13:25</b>
Weather	<b>Cloudy</b>			Gp Time Diff - b	<b>22.16</b>
Track	<b>Damp</b>				



MCUI Ulster  
Centre Timing  
powered by  
e-Laps timing software



**2&4**  
WHEEL MOTORSPORT  
STEERING GROUP LTD.

Belfast  
**Telegraph**  **nitec**



www.elaps-timing.com

# Mid Antrim 150

## 250cc GP & SUPERSPORT 400

### Race 4 - Robert Logan Hardware Junior

Saturday, 16 June 2012

## DETAILED RESULT



### Race Classification

#### **1** 74 Tommy HENRY

Total Time **17:04.051** Avg Speed **87.088** Behind  
Best Time **2:21.435** Best Speed **90.080** On **7** Gp **a**

Lap	Elapsed Time	Lap Time	Lap Speed
1	2:34.462	2:34.462	82.482
2	5:01.818	2:27.356	86.460
3	7:27.238	2:25.420	87.611
4	9:52.894	2:25.656	87.469
5	12:18.438	2:25.544	87.536
6	14:42.616	2:24.178	88.366
7	17:04.051	2:21.435	90.080

#### **2** 4 Barry DAVIDSON

Total Time **17:07.611** Avg Speed **86.787** Behind **3.560**  
Best Time **2:25.038** Best Speed **87.842** On **6** Gp **a**

Lap	Elapsed Time	Lap Time	Lap Speed
1	2:29.889	2:29.889	84.999
2	4:55.189	2:25.300	87.683
3	7:23.184	2:27.995	86.087
4	9:49.831	2:26.647	86.878
5	12:16.194	2:26.363	87.047
6	14:41.232	2:25.038	87.842
7	17:07.611	2:26.379	87.037

#### **3** 196 Andy FARRELL

Total Time **17:19.166** Avg Speed **85.822** Behind **15.115**  
Best Time **2:25.051** Best Speed **87.834** On **2** Gp **b**

Lap	Elapsed Time	Lap Time	Lap Speed
1	2:28.313	2:28.313	85.902
2	4:53.364	2:25.051	87.834
3	7:23.338	2:29.974	84.951
4	9:52.448	2:29.110	85.443
5	12:20.518	2:28.070	86.043
6	14:48.167	2:27.649	86.288
7	17:19.166	2:30.999	84.374

#### **4** 25 Bryan HARDING

Total Time **17:39.975** Avg Speed **84.137** Behind **35.924**  
Best Time **2:28.397** Best Speed **85.853** On **7** Gp **a**

Lap	Elapsed Time	Lap Time	Lap Speed
1	2:38.172	2:38.172	80.548
2	5:07.658	2:29.486	85.228
3	7:38.881	2:31.223	84.249
4	10:09.775	2:30.894	84.433
5	12:41.697	2:31.922	83.861
6	15:11.578	2:29.881	85.003
7	17:39.975	2:28.397	85.853

### Race Classification

#### **5** 9 Gavin LUPTON

Total Time **17:42.521** Avg Speed **83.935** Behind **38.470**  
Best Time **2:28.731** Best Speed **85.661** On **6** Gp **b**

Lap	Elapsed Time	Lap Time	Lap Speed
1	2:37.660	2:37.660	80.809
2	5:10.191	2:32.531	83.527
3	7:42.019	2:31.828	83.913
4	10:12.766	2:30.747	84.515
5	12:43.693	2:30.927	84.414
6	15:12.424	2:28.731	85.661
7	17:42.521	2:30.097	84.881

#### **6** 95 Robert GORDON

Total Time **17:42.788** Avg Speed **83.914** Behind **38.737**  
Best Time **2:30.074** Best Speed **84.894** On **6** Gp **b**

Lap	Elapsed Time	Lap Time	Lap Speed
1	2:38.326	2:38.326	80.469
2	5:10.519	2:32.193	83.712
3	7:41.017	2:30.498	84.655
4	10:11.956	2:30.939	84.408
5	12:42.605	2:30.649	84.570
6	15:12.679	2:30.074	84.894
7	17:42.788	2:30.109	84.874

#### **7** 38 Darren GILPIN

Total Time **18:19.371** Avg Speed **81.122** Behind **1:15.320**  
Best Time **2:35.130** Best Speed **82.127** On **2** Gp **a**

Lap	Elapsed Time	Lap Time	Lap Speed
1	2:37.647	2:37.647	80.816
2	5:12.777	2:35.130	82.127
3	7:49.594	2:36.817	81.244
4	10:26.776	2:37.182	81.055
5	13:05.157	2:38.381	80.441
6	15:41.462	2:36.305	81.510
7	18:19.371	2:37.909	80.682

#### **8** 96 Stephen CARR

Total Time **18:53.260** Avg Speed **78.696** Behind **1:49.209**  
Best Time **2:38.142** Best Speed **80.563** On **7** Gp **b**

Lap	Elapsed Time	Lap Time	Lap Speed
1	2:50.733	2:50.733	74.622
2	5:33.815	2:43.082	78.123
3	8:13.063	2:39.248	80.004
4	10:55.947	2:42.884	78.218
5	13:36.174	2:40.227	79.515
6	16:15.118	2:38.944	80.157
7	18:53.260	2:38.142	80.563



MCUI Ulster  
Centre Timing  
powered by  
e-Laps timing software

www.elaps-timing.com



2&4  
WHEEL MOTORSPORT  
STEERING GROUP LTD.

Belfast  
Telegraph



# Mid Antrim 150

250cc GP & SUPERSPORT 400

Race 4 - Robert Logan Hardware Junior

Saturday, 16 June 2012

## DETAILED RESULT



### Race Classification

**9** 79 John McALLISTER

Total Time **19:20.325** Avg Speed **76.860** Behind **2:16.274**  
Best Time **2:41.467** Best Speed **78.904** On **6** Gp **b**

Lap	Elapsed Time	Lap Time	Lap Speed
1	2:48.772	2:48.772	75.489
2	5:33.059	2:44.287	77.550
3	8:17.855	2:44.796	77.310
4	11:07.660	2:49.805	75.030
5	13:54.552	2:46.892	76.339
6	16:36.019	2:41.467	78.904
7	19:20.325	2:44.306	77.541

**10** 57 Yvonne MONTGOMERY

Total Time **16:45.162** Avg Speed **76.050** Behind **1 Lap**  
Best Time **2:43.070** Best Speed **78.128** On **6** Gp **b**

Lap	Elapsed Time	Lap Time	Lap Speed
1	2:52.168	2:52.168	74.000
2	5:35.626	2:43.458	77.943
3	8:25.416	2:49.790	75.036
4	11:16.375	2:50.959	74.523
5	14:02.092	2:45.717	76.880
6	16:45.162	2:43.070	78.128

**11** 75 Mark McNEILLY

Total Time **17:13.069** Avg Speed **73.995** Behind **27.907**  
Best Time **2:43.146** Best Speed **78.092** On **3** Gp **b**

Lap	Elapsed Time	Lap Time	Lap Speed
1	3:26.489	3:26.489	61.700
2	6:11.512	2:45.023	77.204
3	8:54.658	2:43.146	78.092
4	11:41.332	2:46.674	76.439
5	14:26.933	2:45.601	76.934
6	17:13.069	2:46.136	76.687

### Not Classified

**DNF** 12 Trevor REID

Total Time **14:54.908** Avg Speed **85.419** Behind **1 Lap**  
Best Time **2:26.879** Best Speed **86.741** On **3** Gp **a**

Lap	Elapsed Time	Lap Time	Lap Speed
1	2:32.427	2:32.427	83.584
2	5:01.403	2:28.976	85.520
3	7:28.282	2:26.879	86.741
4	9:57.418	2:29.136	85.428
5	12:25.825	2:28.407	85.848
6	14:54.908	2:29.083	85.458

### Not Classified

**DNF** 24 Bryan ALLAN

Total Time **12:44.586** Avg Speed **83.316** Behind **2 Laps**  
Best Time **2:31.775** Best Speed **83.943** On **4** Gp **a**

Lap	Elapsed Time	Lap Time	Lap Speed
1	2:35.916	2:35.916	81.713
2	5:07.925	2:32.009	83.813
3	7:40.185	2:32.260	83.675
4	10:11.960	2:31.775	83.943
5	12:44.586	2:32.626	83.475

**DNF** 18 Vic ALLAN

Total Time **9:57.513** Avg Speed **85.290** Behind **3 Laps**  
Best Time **2:28.297** Best Speed **85.911** On **3** Gp **b**

Lap	Elapsed Time	Lap Time	Lap Speed
1	2:29.551	2:29.551	85.191
2	4:58.484	2:28.933	85.545
3	7:26.781	2:28.297	85.911
4	9:57.513	2:30.732	84.524

**DNF** 118 Paul ROBINSON

Total Time **7:02.924** Avg Speed **90.374** Behind **4 Laps**  
Best Time **2:19.377** Best Speed **91.410** On **2** Gp **a**

Lap	Elapsed Time	Lap Time	Lap Speed
1	2:23.507	2:23.507	88.779
2	4:42.884	2:19.377	91.410
3	7:02.924	2:20.040	90.977

**DNF** 97 Seamus ELLIOTT

Total Time **7:48.567** Avg Speed **81.570** Behind **45.643**  
Best Time **2:22.752** Best Speed **89.248** On **2** Gp **a**

Lap	Elapsed Time	Lap Time	Lap Speed
1	2:25.615	2:25.615	87.494
2	4:48.367	2:22.752	89.248
3	7:48.567	3:00.200	70.701



MCUI Ulster  
Centre Timing  
powered by  
e-Laps timing software



**2&4**  
WHEEL MOTORSPORT  
STEERING GROUP LTD.

Belfast  
**Telegraph**



# Mid Antrim 150

## 250cc GP & SUPERSPORT 400

### Race 4 - Robert Logan Hardware Junior

# LAP CHART

**1**

No	Name	G	Elapsed Time	Lap Time
118	Paul ROBINSON	a	2:23.507	2:23.507
97	Seamus ELLIOTT	a	2:25.615	2:25.615
196	Andy FARRELL	b	2:28.313	2:28.313
18	Vic ALLAN	b	2:29.551	2:29.551
4	Barry DAVIDSON	a	2:29.889	2:29.889
12	Trevor REID	a	2:32.427	2:32.427
74	Tommy HENRY	a	2:34.462	2:34.462
24	Bryan ALLAN	a	2:35.916	2:35.916
38	Darren GILPIN	a	2:37.647	2:37.647
9	Gavin LUPTON	b	2:37.660	2:37.660
25	Bryan HARDING	a	2:38.172	2:38.172
95	Robert GORDON	b	2:38.326	2:38.326
79	John McALLISTER	b	2:48.772	2:48.772
96	Stephen CARR	b	2:50.733	2:50.733
57	Yvonne MONTGOMERY	b	2:52.168	2:52.168
75	Mark McNEILLY	b	3:26.489	3:26.489

**2**

No	Name	G	Elapsed Time	Lap Time
118	Paul ROBINSON	a	4:42.884	2:19.377
97	Seamus ELLIOTT	a	4:48.367	2:22.752
196	Andy FARRELL	b	4:53.364	2:25.051
4	Barry DAVIDSON	a	4:55.189	2:25.300
18	Vic ALLAN	b	4:58.484	2:28.933
12	Trevor REID	a	5:01.403	2:28.976
74	Tommy HENRY	a	5:01.818	2:27.356
25	Bryan HARDING	a	5:07.658	2:29.486
24	Bryan ALLAN	a	5:07.925	2:32.009
9	Gavin LUPTON	b	5:10.191	2:32.531
95	Robert GORDON	b	5:10.519	2:32.193
38	Darren GILPIN	a	5:12.777	2:35.130
79	John McALLISTER	b	5:33.059	2:44.287
96	Stephen CARR	b	5:33.815	2:43.082
57	Yvonne MONTGOMERY	b	5:35.626	2:43.458
75	Mark McNEILLY	b	6:11.512	2:45.023

**3**

No	Name	G	Elapsed Time	Lap Time
118	Paul ROBINSON	a	7:02.924	2:20.040
4	Barry DAVIDSON	a	7:23.184	2:27.995
196	Andy FARRELL	b	7:23.338	2:29.974
18	Vic ALLAN	b	7:26.781	2:28.297
74	Tommy HENRY	a	7:27.238	2:25.420
12	Trevor REID	a	7:28.282	2:26.879
25	Bryan HARDING	a	7:38.881	2:31.223
24	Bryan ALLAN	a	7:40.185	2:32.260
95	Robert GORDON	b	7:41.017	2:30.498
9	Gavin LUPTON	b	7:42.019	2:31.828
97	Seamus ELLIOTT	a	7:48.567	3:00.200
38	Darren GILPIN	a	7:49.594	2:36.817
96	Stephen CARR	b	8:13.063	2:39.248
79	John McALLISTER	b	8:17.855	2:44.796
57	Yvonne MONTGOMERY	b	8:25.416	2:49.790
75	Mark McNEILLY	b	8:54.658	2:43.146

**4**

No	Name	G	Elapsed Time	Lap Time
4	Barry DAVIDSON	a	9:49.831	2:26.647
196	Andy FARRELL	b	9:52.448	2:29.110
74	Tommy HENRY	a	9:52.894	2:25.656
12	Trevor REID	a	9:57.418	2:29.136
18	Vic ALLAN	b	9:57.513	2:30.732
25	Bryan HARDING	a	10:09.775	2:30.894
95	Robert GORDON	b	10:11.956	2:30.939
24	Bryan ALLAN	a	10:11.960	2:31.775
9	Gavin LUPTON	b	10:12.766	2:30.747
38	Darren GILPIN	a	10:26.776	2:37.182
96	Stephen CARR	b	10:55.947	2:42.884
79	John McALLISTER	b	11:07.660	2:49.805
57	Yvonne MONTGOMERY	b	11:16.375	2:50.959
75	Mark McNEILLY	b	11:41.332	2:46.674

**5**

No	Name	G	Elapsed Time	Lap Time
4	Barry DAVIDSON	a	12:16.194	2:26.363
74	Tommy HENRY	a	12:18.438	2:25.544
196	Andy FARRELL	b	12:20.518	2:28.070
12	Trevor REID	a	12:25.825	2:28.407
25	Bryan HARDING	a	12:41.697	2:31.922
95	Robert GORDON	b	12:42.605	2:30.649
9	Gavin LUPTON	b	12:43.693	2:30.927
24	Bryan ALLAN	a	12:44.586	2:32.626
38	Darren GILPIN	a	13:05.157	2:38.381
96	Stephen CARR	b	13:36.174	2:40.227
79	John McALLISTER	b	13:54.552	2:46.892
57	Yvonne MONTGOMERY	b	14:02.092	2:45.717
75	Mark McNEILLY	b	14:26.933	2:45.601

**6**

No	Name	G	Elapsed Time	Lap Time
4	Barry DAVIDSON	a	14:41.232	2:25.038
74	Tommy HENRY	a	14:42.616	2:24.178
196	Andy FARRELL	b	14:48.167	2:27.649
12	Trevor REID	a	14:54.908	2:29.083
25	Bryan HARDING	a	15:11.578	2:29.881
9	Gavin LUPTON	b	15:12.424	2:28.731
95	Robert GORDON	b	15:12.679	2:30.074
38	Darren GILPIN	a	15:41.462	2:36.305
96	Stephen CARR	b	16:15.118	2:38.944
79	John McALLISTER	b	16:36.019	2:41.467
57	Yvonne MONTGOMERY	b	16:45.162	2:43.070
75	Mark McNEILLY	b	17:13.069	2:46.136

**7**

No	Name	G	Elapsed Time	Lap Time
74	Tommy HENRY	a	17:04.051	2:21.435
4	Barry DAVIDSON	a	17:07.611	2:26.379
196	Andy FARRELL	b	17:19.166	2:30.999
25	Bryan HARDING	a	17:39.975	2:28.397
9	Gavin LUPTON	b	17:42.521	2:30.097
95	Robert GORDON	b	17:42.788	2:30.109
38	Darren GILPIN	a	18:19.371	2:37.909
96	Stephen CARR	b	18:53.260	2:38.142
79	John McALLISTER	b	19:20.325	2:44.306

**IRISH ROAD RACE 250GP**

2012

Pos	No.	Name	Total	Diff	Gap	#1 #2 #3		
						R6	R1	R1
1	6	William DUNLOP	50	0	0	25	25	x
2	74	Tommy HENRY	36	14	14	x	11	25
3	97	Seamus ELLIOTT	36	14	0	16	20	x
4	38	Darren GILPIN	22	28	14	9	x	13
5	4	Barry DAVIDSON	20	30	2	x	x	20
6	71	Davy MORGAN	20	30	0	20	x	x
7	25	Bryan HARDING	16	34	4	x	x	16
8	42	Rob BARBER	16	34	0	x	16	x
9	19	Kevin STROWGER	13	37	3	13	x	x
10	2	Brian MATEER	13	37	0	x	13	x
11	17	Paul HEDISON	11	39	2	11	x	x
12	11	Peter WAKEFIELD	10	40	1	10	x	x
13	73	Mark SHIELDS	8	42	2	8	x	x

**Event Legend**

#1	27/04/2012	KDM HIRE COOKSTOWN 100	#3	15/06/2012	MID-ANTRIM 150
#2	04/05/2012	AROUND A POUND TANDRAGEE 100			

Championship Standings of IRISH ROAD RACE SUPERSPORT 400

Printed:: 16/06/2012 13:53:46

**IRISH ROAD RACE SUPERSPORT 400**

2012

Pos	No.	Name	Total	Diff	Gap	#1 #2 #3		
						R9	R1	R1
1	196	Andy FARRELL	75	0	0	25	25	25
2	9	Gavin LUPTON	30	45	45	10	x	20
3	95	Robert GORDON	26	49	4	x	10	16
4	1	Paul MAGUIRE	25	50	1	9	16	x
5	96	Stephen CARR	24	51	1	x	11	13
6	57	Yvonne MONTGOMERY	22	53	2	5	7	10
7	117	Alastair BAYLEY	20	55	2	20	x	x
8	99	David YEOMANS	20	55	0	x	20	x
9	21	Roy SCOTT	20	55	0	7	13	x
10	18	Vic ALLAN	16	59	4	16	x	x
11	138	Derek WILKIE	16	59	0	8	8	x
12	42	Brian LOUGHLIN	15	60	1	6	9	x
13	54	Johnny McCAY	13	62	2	13	x	x
14	22	Rikki McGOVERN	11	64	2	11	x	x
15	79	John McALLISTER	11	64	0	x	x	11
16	75	Mark McNEILLY	9	66	2	x	x	9

**Event Legend**

#1	27/04/2012	KDM HIRE COOKSTOWN 100	#3	15/06/2012	MID-ANTRIM 150
#2	04/05/2012	AROUND A POUND TANDRAGEE 100			



**ULSTER ROAD RACE 250GP**

2012

Pos	No.	Name	Total	Diff	Gap	#1 #2 #3		
						R6	R1	R1
1	6	William DUNLOP	50	0	0	25	25	x
2	74	Tommy HENRY	36	14	14	x	11	25
3	97	Seamus ELLIOTT	36	14	0	16	20	x
4	38	Darren GILPIN	22	28	14	9	x	13
5	4	Barry DAVIDSON	20	30	2	x	x	20
6	71	Davy MORGAN	20	30	0	20	x	x
7	25	Bryan HARDING	16	34	4	x	x	16
8	42	Rob BARBER	16	34	0	x	16	x
9	19	Kevin STROWGER	13	37	3	13	x	x
10	2	Brian MATEER	13	37	0	x	13	x
11	17	Paul HEDISON	11	39	2	11	x	x
12	11	Peter WAKEFIELD	10	40	1	10	x	x
13	73	Mark SHIELDS	8	42	2	8	x	x

**Event Legend**

#1	27/04/2012	KDM HIRE COOKSTOWN 100	#3	15/06/2012	MID-ANTRIM 150
#2	04/05/2012	AROUND A POUND TANDRAGEE 100			

Championship Standings of ULSTER ROAD RACE SUPERSPORT 400

Printed:: 16/06/2012 13:54:42

**ULSTER ROAD RACE SUPERSPORT 400**

2012

Pos	No.	Name	Total	Diff	Gap	#1 #2 #3		
						R9	R1	R1
1	196	Andy FARRELL	75	0	0	25	25	25
2	9	Gavin LUPTON	30	45	45	10	x	20
3	95	Robert GORDON	26	49	4	x	10	16
4	1	Paul MAGUIRE	25	50	1	9	16	x
5	96	Stephen CARR	24	51	1	x	11	13
6	57	Yvonne MONTGOMERY	22	53	2	5	7	10
7	117	Alastair BAYLEY	20	55	2	20	x	x
8	99	David YEOMANS	20	55	0	x	20	x
9	21	Roy SCOTT	20	55	0	7	13	x
10	18	Vic ALLAN	16	59	4	16	x	x
11	138	Derek WILKIE	16	59	0	8	8	x
12	42	Brian LOUGHLIN	15	60	1	6	9	x
13	54	Johnny McCAY	13	62	2	13	x	x
14	22	Rikki McGOVERN	11	64	2	11	x	x
15	79	John McALLISTER	11	64	0	x	x	11
16	75	Mark McNEILLY	9	66	2	x	x	9

**Event Legend**

#1	27/04/2012	KDM HIRE COOKSTOWN 100	#3	15/06/2012	MID-ANTRIM 150
#2	04/05/2012	AROUND A POUND TANDRAGEE 100			