




Royal Hotel
& BRAESIDE

COOKSTOWN 100

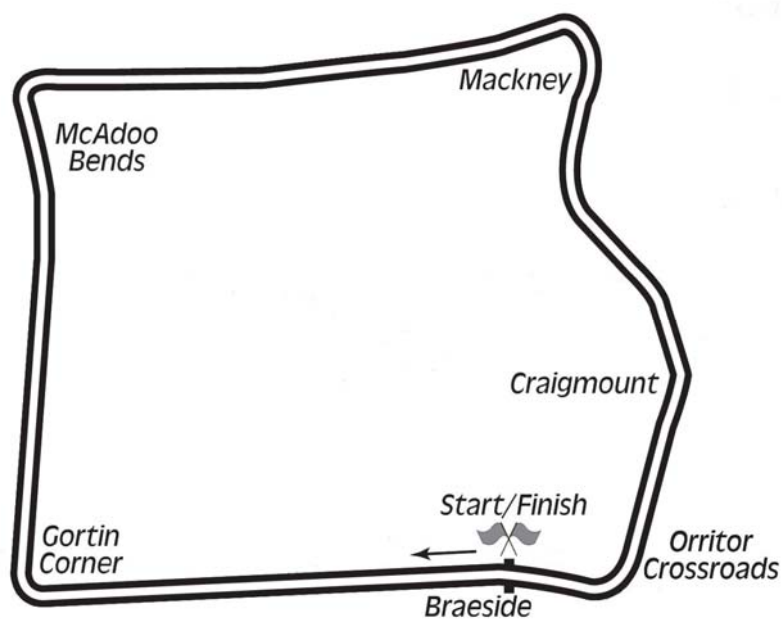
Friday 29th & Saturday 30th April 2011

promoted by Cookstown & District MCC
www.cookstown100.com

**CONWAY SNOOKER
CLASSIC 350cc**



Orritor Circuit 2.1 miles



LAP RECORDS

Class	Rider	Machine	m s	mph	Year
125cc	William Dunlop	Honda	1 34.755	79.785	2010
Moto 450	to be established				
250cc	William Dunlop	Honda	1 29.658	84.320	2009
Supersport 400	Ryan Farquhar	Kawasaki	1 36.97	77.962	2003
Supertwins	Ryan Farquhar	Kawasaki 650	1 32.665	81.584	2010
Supersport	Keith Amor	Honda	1 25.144	88.791	2009
Open 1000cc	Ryan Farquhar	Kawasaki	1 23.250	90.811	2010
Senior Support	Gary Robinson	Yamaha 600	1 29.956	84.041	2007
Junior Support	Michael Dunlop	Yamaha 250	1 36.181	78.602	2006
Classic 1000cc	Wattie Brown	Norton 920	1 40.273	75.394	2006
Classic 500cc	Neill McWhirter	Norton	1 41.491	74.489	2010
Classic 350cc	Paul Coward	Honda	1 43.421	73.099	2004
Classic 250cc	Geoff McMullan	Suzuki	1 47.294	70.461	2006

MOST WINS at COOKSTOWN 100

Ryan Farquhar	17	1996 - 10
Ray McCullough	14	1967 - 79
Joey Dunlop	11	1977 - 98
Robert Dunlop	11	1985 - 08
Phillip McCallen	10	1987 - 96
Courtney Junk	8	1974 - 83
Mervyn Elwood	8	1987 - 97

ALL TIME IRISH ROAD RACE WINNERS (after Killalane 2010)

Most Wins at All Irish Road Race Meetings			Most Wins at Irish National Road Race Meetings		
1. Joey Dunlop	156	1971-00	1. Ryan Farquhar	145	1995-10
2. Ryan Farquhar	155	1995-10	2. Joey Dunlop	119	1971-00
3. Robert Dunlop	135	1980-08	3. Robert Dunlop	111	1980-08
4. Ray McCullough	109	1960-82	4. Ray McCullough	99	1960-82
Phillip McCallen	109	1987-99	5. Phillip McCallen	84	1987-99

THE ROYAL HOTEL & BRAESIDE COOKSTOWN 100

CLASSIC 350cc


Qualifying

Friday, 29 April 2011



Pos	Class	No	Name	Machine / Sponsor	----- Best Lap -----			On	Laps
					Time	Behind	Speed		
Qualifying Classification									
1	C350	71	Davy MORGAN	Honda 350	1:50.996		68.111	4	4
2	C350	26	Chris McGAHAN	Honda 346 - Hales	1:54.216	3.220	66.190	3	4
3	C350	2	Freddie STEWART	Honda 350	1:55.003	4.007	65.737	4	4
4	C350	167	Herbie RONAN	Honda 350	1:55.236	4.240	65.604	3	4
5	C350	4	Billy LYLE	Honda 350 - Stewart	1:55.333	4.337	65.549	4	4
6	C350	8	Allan BREW	Drixton Aermacchi 349 - M & D Jacobs	1:55.795	4.799	65.288	3	4
7	C350	211	Tim STEPHENSON	Seeley Honda 350 - John Bell	1:55.834	4.838	65.266	4	4
8	C350	40	Barry DAVIDSON	Drixton Honda 350	1:56.219	5.223	65.050	4	4
9	C350	18	Thomas HOGG	Honda 350 - Leonard	1:56.950	5.954	64.643	4	4
10	C350	134	Sean LEONARD	Honda 350 - Leonard Coaches	1:57.635	6.639	64.267	4	4
11	C350	130	Mark CAPEWELL	Aermacchi 350	1:58.125	7.129	64.000	4	4
12	C350	25	David HASTINGS	Honda 350	1:58.494	7.498	63.801	4	4
13	C350	10	Denis GALLAGHER	Drixton Honda 350	1:58.581	7.585	63.754	3	4
14	C350	119	Tony WILLIS	BSA 350 - Willis Engineering	2:00.107	9.111	62.944	4	4
15	C350	43	Alex McVICKER	Honda 350	2:00.157	9.161	62.918	3	4
16	C350	45	Les CROSS	Spondon Honda 350	2:02.058	11.062	61.938	3	4
17	C350	52	Michael THOMAS	Honda 350	2:08.497	17.501	58.834	4	4
18	C350	17	Roy PHIPPS	Honda 350	2:09.819	18.823	58.235	4	4
19	C350	100	James THOMPSON	Honda 350	2:10.828	19.832	57.786	4	4
20	C350	114	George GOLDIE	Drixton Honda 350	2:29.976	38.980	50.408	3	3

These Results are provisional and are subject to ratification by the Stewards of the Meeting.

Track	Orritor	Signed		Organising Club	Cookstown & District MCC
Length(miles)	2.1000		Chief Timekeeper	Qualifying Started	16:27:16.761
Weather	Sunny 19°C, 55%RH	Issued At:	16:37:41		
Track	Dry 25°C				



MCUI
Ulster Centre
Timing
www.elaps-timing.com



Powered by
e-Laps II
© 2008
Walter Marks



CLASSIC 350cc

Qualifying

Friday, 29 April 2011

DETAILED RESULT

Qualifying Classification

Position

1 71 Davy MORGAN

Behind

Best Time **1:50.996** Best Speed **68.111** On **4** Gp **a**

Lap	Elapsed Time	Lap Time	Lap Speed
1	2:43.055	2:43.055	46.365
2	4:47.779	2:04.724	60.614
3	6:45.623	1:57.844	64.153
4	8:36.619	1:50.996	68.111

2 26 Chris McGAHAN

Behind **3.220**

Best Time **1:54.216** Best Speed **66.190** On **3** Gp **a**

Lap	Elapsed Time	Lap Time	Lap Speed
1	2:39.132	2:39.132	47.508
2	4:36.131	1:56.999	64.616
3	6:30.347	1:54.216	66.190
4	8:25.067	1:54.720	65.900

3 2 Freddie STEWART

Behind **4.007**

Best Time **1:55.003** Best Speed **65.737** On **4** Gp **a**

Lap	Elapsed Time	Lap Time	Lap Speed
1	1:57.869	1:57.869	64.139
2	3:57.427	1:59.558	63.233
3	5:55.267	1:57.840	64.155
4	7:50.270	1:55.003	65.737

4 167 Herbie RONAN

Behind **4.240**

Best Time **1:55.236** Best Speed **65.604** On **3** Gp **a**

Lap	Elapsed Time	Lap Time	Lap Speed
1	2:59.161	2:59.161	42.197
2	4:59.706	2:00.545	62.715
3	6:54.942	1:55.236	65.604
4	8:50.274	1:55.332	65.550

5 4 Billy LYLE

Behind **4.337**

Best Time **1:55.333** Best Speed **65.549** On **4** Gp **a**

Lap	Elapsed Time	Lap Time	Lap Speed
1	1:57.018	1:57.018	64.605
2	3:53.709	1:56.691	64.786
3	5:50.183	1:56.474	64.907
4	7:45.516	1:55.333	65.549

Qualifying Classification

Position

6 8 Allan BREW

Behind **4.799**

Best Time **1:55.795** Best Speed **65.288** On **3** Gp **a**

Lap	Elapsed Time	Lap Time	Lap Speed
1	2:09.316	2:09.316	58.461
2	4:07.462	1:58.146	63.989
3	6:03.257	1:55.795	65.288
4	7:59.710	1:56.453	64.919

7 211 Tim STEPHENSON

Behind **4.838**

Best Time **1:55.834** Best Speed **65.266** On **4** Gp **a**

Lap	Elapsed Time	Lap Time	Lap Speed
1	1:58.136	1:58.136	63.994
2	3:54.550	1:56.414	64.941
3	5:50.783	1:56.233	65.042
4	7:46.617	1:55.834	65.266

8 40 Barry DAVIDSON

Behind **5.223**

Best Time **1:56.219** Best Speed **65.050** On **4** Gp **a**

Lap	Elapsed Time	Lap Time	Lap Speed
1	3:11.562	3:11.562	39.465
2	5:10.933	1:59.371	63.332
3	7:08.439	1:57.506	64.337
4	9:04.658	1:56.219	65.050

9 18 Thomas HOGG

Behind **5.954**

Best Time **1:56.950** Best Speed **64.643** On **4** Gp **a**

Lap	Elapsed Time	Lap Time	Lap Speed
1	3:01.858	3:01.858	41.571
2	5:02.391	2:00.533	62.721
3	7:03.474	2:01.083	62.437
4	9:00.424	1:56.950	64.643

10 134 Sean LEONARD

Behind **6.639**

Best Time **1:57.635** Best Speed **64.267** On **4** Gp **a**

Lap	Elapsed Time	Lap Time	Lap Speed
1	2:03.490	2:03.490	61.220
2	4:03.054	1:59.564	63.230
3	6:01.573	1:58.519	63.787
4	7:59.208	1:57.635	64.267



CLASSIC 350cc

Qualifying

Friday, 29 April 2011

DETAILED RESULT

Qualifying Classification

Position

11 130 Mark CAPEWELL

Behind 7.129

Best Time 1:58.125 Best Speed 64.000 On 4 Gp a

Lap	Elapsed Time	Lap Time	Lap Speed
1	2:32.913	2:32.913	49.440
2	4:34.933	2:02.020	61.957
3	6:33.826	1:58.893	63.587
4	8:31.951	1:58.125	64.000

12 25 David HASTINGS

Behind 7.498

Best Time 1:58.494 Best Speed 63.801 On 4 Gp a

Lap	Elapsed Time	Lap Time	Lap Speed
1	2:21.589	2:21.589	53.394
2	4:24.032	2:02.443	61.743
3	6:23.172	1:59.140	63.455
4	8:21.666	1:58.494	63.801

13 10 Denis GALLAGHER

Behind 7.585

Best Time 1:58.581 Best Speed 63.754 On 3 Gp a

Lap	Elapsed Time	Lap Time	Lap Speed
1	2:22.163	2:22.163	53.178
2	4:24.875	2:02.712	61.608
3	6:23.456	1:58.581	63.754
4	8:22.289	1:58.833	63.619

14 119 Tony WILLIS

Behind 9.111

Best Time 2:00.107 Best Speed 62.944 On 4 Gp a

Lap	Elapsed Time	Lap Time	Lap Speed
1	2:14.728	2:14.728	56.113
2	4:16.539	2:01.811	62.063
3	6:17.613	2:01.074	62.441
4	8:17.720	2:00.107	62.944

15 43 Alex McVICKER

Behind 9.161

Best Time 2:00.157 Best Speed 62.918 On 3 Gp a

Lap	Elapsed Time	Lap Time	Lap Speed
1	2:43.903	2:43.903	46.125
2	4:49.238	2:05.335	60.318
3	6:49.395	2:00.157	62.918
4	8:49.570	2:00.175	62.908

Qualifying Classification

Position

16 45 Les CROSS

Behind 11.062

Best Time 2:02.058 Best Speed 61.938 On 3 Gp a

Lap	Elapsed Time	Lap Time	Lap Speed
1	2:38.000	2:38.000	47.848
2	4:42.996	2:04.996	60.482
3	6:45.054	2:02.058	61.938
4	8:48.845	2:03.791	61.071

17 52 Michael THOMAS

Behind 17.501

Best Time 2:08.497 Best Speed 58.834 On 4 Gp a

Lap	Elapsed Time	Lap Time	Lap Speed
1	2:47.899	2:47.899	45.027
2	5:01.632	2:13.733	56.531
3	7:11.767	2:10.135	58.094
4	9:20.264	2:08.497	58.834

18 17 Roy PHIPPS

Behind 18.823

Best Time 2:09.819 Best Speed 58.235 On 4 Gp a

Lap	Elapsed Time	Lap Time	Lap Speed
1	3:01.393	3:01.393	41.677
2	5:14.704	2:13.311	56.709
3	7:27.462	2:12.758	56.946
4	9:37.281	2:09.819	58.235

19 100 James THOMPSON

Behind 19.832

Best Time 2:10.828 Best Speed 57.786 On 4 Gp a

Lap	Elapsed Time	Lap Time	Lap Speed
1	2:37.105	2:37.105	48.121
2	4:51.787	2:14.682	56.132
3	7:05.155	2:13.368	56.685
4	9:15.983	2:10.828	57.786

20 114 George GOLDIE

Behind 38.980

Best Time 2:29.976 Best Speed 50.408 On 3 Gp a

Lap	Elapsed Time	Lap Time	Lap Speed
1	2:41.496	2:41.496	46.812
2	5:13.379	2:31.883	49.775
3	7:43.355	2:29.976	50.408

ROYAL HOTEL & BRAESIDE COOKSTOWN 100

CLASSIC 350cc

Orritor 2.100 Miles

R7: Conway Snooker Classic 350cc Race


30/04/2011 12:30

Race (8 Laps)

Race 8 - CLASSIC 350cc

10	17	100	114
	28	29	30
9 C	43	45	52
	25	26	27
8		23	24
	22		
7	119		
	19	20	21
6 B	130	25	10
	16	17	18
5	40	18	134
	13	14	15
4			
	10	11	12
3	211		
	7	8	9
2 A	167	4	8
	4	5	6
1	71	26	2
	1	2	3

POLE POSITION



Provisional result subject to confirmation by the Stewards of the Meeting

Orbits

Promoted by Cookstown & District MCC

www.amb-it.com

MCUI (Ulster Centre) Timing

www.mylaps.com

www.elaps-timing.com

Licensed to: MCUI

THE ROYAL HOTEL & BRAESIDE COOKSTOWN 100

CLASSIC 350cc

Race 8 - Conway Snooker Classic 350cc

Saturday, 30 April 2011




Pos	Class	No	Name	Machine / Sponsor	Gp	Laps	Total Time	Behind	Speed	-----Best Lap-----		
										Time	Speed	On
Race Classification												
1	C350	71	Davy MORGAN	Honda 350	a	6	10:52.468		69.521	1:46.276	71.136	6
2	C350	26	Chris McGAHAN	Honda 346 - Hales	a	6	10:53.765	1.297	69.383	1:46.477	71.001	6
3	C350	134	Sean LEONARD	Honda 350 - Leonard Coaches	b	6	11:09.941	17.473	67.707	1:49.334	69.146	5
4	C350	167	Herbie RONAN	Honda 350	a	6	11:18.754	26.286	66.828	1:50.519	68.405	2
5	C350	40	Barry DAVIDSON	Drixton Honda 350	b	6	11:19.240	26.772	66.781	1:51.774	67.636	3
6	C350	18	Thomas HOGG	Honda 350 - Leonard	b	6	11:20.037	27.569	66.702	1:51.659	67.706	4
7	C350	6	Keith COSTELLO	Drixton Honda 350 - Gerry O'Sullivan	c	6	11:20.344	27.876	66.672	1:51.154	68.014	2
8	C350	4	Billy LYLE	Honda 350 - Stewart	a	6	11:21.487	29.019	66.560	1:51.700	67.681	3
9	C350	25	David HASTINGS	Honda 350	b	6	11:29.940	37.472	65.745	1:52.784	67.031	6
10	C350	2	Freddie STEWART	Honda 350	a	6	11:32.901	40.433	65.464	1:53.116	66.834	2
11	C350	211	Tim STEPHENSON	Seeley Honda 350 - John Bell	a	6	11:35.990	43.522	65.173	1:54.400	66.084	2
12	C350	130	Mark CAPEWELL	Aermacchi 350	b	6	11:37.047	44.579	65.075	1:54.196	66.202	2
13	C350	43	Alex McVICKER	Honda 350	c	6	11:40.651	48.183	64.740	1:53.912	66.367	6
14	C350	119	Tony WILLIS	BSA 350 - Willis Engineering	b	6	12:07.407	1:14.939	62.358	1:59.716	63.149	3
15	C350	114	George GOLDIE	Drixton Honda 350	c	6	12:21.545	1:29.077	61.170	2:02.037	61.948	4
16	C350	45	Les CROSS	Spondon Honda 350	c	6	12:21.688	1:29.220	61.158	1:59.127	63.462	5
17	C350	100	James THOMPSON	Honda 350	c	5	10:26.982	1 Lap	60.289	2:02.618	61.655	5
18	C350	52	Michael THOMAS	Honda 350	c	5	10:46.617	19.635	58.458	2:06.990	59.532	5
19	C350	17	Roy PHIPPS	Honda 350	c	5	10:53.824	26.842	57.814	2:05.279	60.345	5

Fastest Lap

C350	71	Davy MORGAN	Honda 350	a						1:46.276	71.136	6
------	----	-------------	-----------	---	--	--	--	--	--	----------	--------	---

These Results are provisional and are subject to ratification by the Stewards of the Meeting.

Track	Orritor	Signed		Organising Club	Cookstown & District MCC
Length(miles)	2.1000		Chief Timekeeper	Warmup Started	
Weather	Sunny, 21°C, 35%RH			Race Started	14:38:01.778
Track	Dry, 25°C	Issued At:	14:51:34	Gp Time Diff - b 13.02 / c 29.19	



MCUI
Ulster Centre
Timing
www.elaps-timing.com



Powered by
e-Laps II
© 2008
Walter Marks



CLASSIC 350cc

Race 8 - Conway Snooker Classic 350cc

Saturday, 30 April 2011

DETAILED RESULT

Race Classification

1 71 Davy MORGAN

Total Time **10:52.468** Avg Speed **69.521** Behind
Best Time **1:46.276** Best Speed **71.136** On **6** Gp **a**

Lap	Elapsed Time	Lap Time	Lap Speed
1	1:54.836	1:54.836	65.833
2	3:43.736	1:48.900	69.421
3	5:31.953	1:48.217	69.860
4	7:18.882	1:46.929	70.701
5	9:06.192	1:47.310	70.450
6	10:52.468	1:46.276	71.136

2 26 Chris McGAHAN

Total Time **10:53.765** Avg Speed **69.383** Behind **1.297**
Best Time **1:46.477** Best Speed **71.001** On **6** Gp **a**

Lap	Elapsed Time	Lap Time	Lap Speed
1	1:54.419	1:54.419	66.073
2	3:43.615	1:49.196	69.233
3	5:32.522	1:48.907	69.417
4	7:19.764	1:47.242	70.495
5	9:07.288	1:47.524	70.310
6	10:53.765	1:46.477	71.001

3 134 Sean LEONARD

Total Time **11:09.941** Avg Speed **67.707** Behind **17.473**
Best Time **1:49.334** Best Speed **69.146** On **5** Gp **b**

Lap	Elapsed Time	Lap Time	Lap Speed
1	1:57.404	1:57.404	64.393
2	3:47.221	1:49.817	68.842
3	5:38.177	1:50.956	68.135
4	7:29.665	1:51.488	67.810
5	9:18.999	1:49.334	69.146
6	11:09.941	1:50.942	68.144

4 167 Herbie RONAN

Total Time **11:18.754** Avg Speed **66.828** Behind **26.286**
Best Time **1:50.519** Best Speed **68.405** On **2** Gp **a**

Lap	Elapsed Time	Lap Time	Lap Speed
1	2:00.083	2:00.083	62.956
2	3:50.602	1:50.519	68.405
3	5:41.667	1:51.065	68.068
4	7:33.364	1:51.697	67.683
5	9:25.033	1:51.669	67.700
6	11:18.754	1:53.721	66.478

Race Classification

5 40 Barry DAVIDSON

Total Time **11:19.240** Avg Speed **66.781** Behind **26.772**
Best Time **1:51.774** Best Speed **67.636** On **3** Gp **b**

Lap	Elapsed Time	Lap Time	Lap Speed
1	1:59.387	1:59.387	63.323
2	3:51.533	1:52.146	67.412
3	5:43.307	1:51.774	67.636
4	7:35.225	1:51.918	67.549
5	9:27.225	1:52.000	67.500
6	11:19.240	1:52.015	67.491

6 18 Thomas HOGG

Total Time **11:20.037** Avg Speed **66.702** Behind **27.569**
Best Time **1:51.659** Best Speed **67.706** On **4** Gp **b**

Lap	Elapsed Time	Lap Time	Lap Speed
1	2:00.599	2:00.599	62.687
2	3:52.518	1:51.919	67.549
3	5:44.245	1:51.727	67.665
4	7:35.904	1:51.659	67.706
5	9:27.578	1:51.674	67.697
6	11:20.037	1:52.459	67.224

7 6 Keith COSTELLO

Total Time **11:20.344** Avg Speed **66.672** Behind **27.876**
Best Time **1:51.154** Best Speed **68.014** On **2** Gp **c**

Lap	Elapsed Time	Lap Time	Lap Speed
1	2:00.367	2:00.367	62.808
2	3:51.521	1:51.154	68.014
3	5:42.757	1:51.236	67.964
4	7:34.455	1:51.698	67.683
5	9:27.007	1:52.552	67.169
6	11:20.344	1:53.337	66.704

8 4 Billy LYLE

Total Time **11:21.487** Avg Speed **66.560** Behind **29.019**
Best Time **1:51.700** Best Speed **67.681** On **3** Gp **a**

Lap	Elapsed Time	Lap Time	Lap Speed
1	1:59.574	1:59.574	63.224
2	3:52.403	1:52.829	67.004
3	5:44.103	1:51.700	67.681
4	7:35.929	1:51.826	67.605
5	9:27.900	1:51.971	67.517
6	11:21.487	1:53.587	66.557



THE ROYAL HOTEL & BRAESIDE COOKSTOWN 100



CLASSIC 350cc

Race 8 - Conway Snooker Classic 350cc

Saturday, 30 April 2011

DETAILED RESULT

Race Classification

9 **25 David HASTINGS**
 Total Time **11:29.940** Avg Speed **65.745** Behind **37.472**
 Best Time **1:52.784** Best Speed **67.031** On **6** Gp **b**

Lap	Elapsed Time	Lap Time	Lap Speed
1	2:01.826	2:01.826	62.056
2	3:56.504	1:54.678	65.924
3	5:50.361	1:53.857	66.399
4	7:43.485	1:53.124	66.829
5	9:37.156	1:53.671	66.508
6	11:29.940	1:52.784	67.031

10 **2 Freddie STEWART**
 Total Time **11:32.901** Avg Speed **65.464** Behind **40.433**
 Best Time **1:53.116** Best Speed **66.834** On **2** Gp **a**

Lap	Elapsed Time	Lap Time	Lap Speed
1	2:00.869	2:00.869	62.547
2	3:53.985	1:53.116	66.834
3	5:47.753	1:53.768	66.451
4	7:42.433	1:54.680	65.923
5	9:37.722	1:55.289	65.574
6	11:32.901	1:55.179	65.637

11 **211 Tim STEPHENSON**
 Total Time **11:35.990** Avg Speed **65.173** Behind **43.522**
 Best Time **1:54.400** Best Speed **66.084** On **2** Gp **a**

Lap	Elapsed Time	Lap Time	Lap Speed
1	2:01.487	2:01.487	62.229
2	3:55.887	1:54.400	66.084
3	5:50.419	1:54.532	66.008
4	7:44.849	1:54.430	66.067
5	9:39.698	1:54.849	65.826
6	11:35.990	1:56.292	65.009

12 **130 Mark CAPEWELL**
 Total Time **11:37.047** Avg Speed **65.075** Behind **44.579**
 Best Time **1:54.196** Best Speed **66.202** On **2** Gp **b**

Lap	Elapsed Time	Lap Time	Lap Speed
1	2:00.816	2:00.816	62.574
2	3:55.012	1:54.196	66.202
3	5:50.253	1:55.241	65.602
4	7:45.866	1:55.613	65.391
5	9:41.963	1:56.097	65.118
6	11:37.047	1:55.084	65.691

Race Classification

13 **43 Alex McVICKER**
 Total Time **11:40.651** Avg Speed **64.740** Behind **48.183**
 Best Time **1:53.912** Best Speed **66.367** On **6** Gp **c**

Lap	Elapsed Time	Lap Time	Lap Speed
1	2:03.241	2:03.241	61.343
2	3:59.941	1:56.700	64.781
3	5:55.687	1:55.746	65.315
4	7:51.817	1:56.130	65.099
5	9:46.739	1:54.922	65.784
6	11:40.651	1:53.912	66.367

14 **119 Tony WILLIS**
 Total Time **12:07.407** Avg Speed **62.358** Behind **1:14.939**
 Best Time **1:59.716** Best Speed **63.149** On **3** Gp **b**

Lap	Elapsed Time	Lap Time	Lap Speed
1	2:06.406	2:06.406	59.807
2	4:06.973	2:00.567	62.704
3	6:06.689	1:59.716	63.149
4	8:07.494	2:00.805	62.580
5	10:07.489	1:59.995	63.003
6	12:07.407	1:59.918	63.043

15 **114 George GOLDIE**
 Total Time **12:21.545** Avg Speed **61.170** Behind **1:29.077**
 Best Time **2:02.037** Best Speed **61.948** On **4** Gp **c**

Lap	Elapsed Time	Lap Time	Lap Speed
1	2:09.331	2:09.331	58.455
2	4:11.465	2:02.134	61.899
3	6:14.153	2:02.688	61.620
4	8:16.190	2:02.037	61.948
5	10:18.993	2:02.803	61.562
6	12:21.545	2:02.552	61.688

16 **45 Les CROSS**
 Total Time **12:21.688** Avg Speed **61.158** Behind **1:29.220**
 Best Time **1:59.127** Best Speed **63.462** On **5** Gp **c**

Lap	Elapsed Time	Lap Time	Lap Speed
1	2:19.104	2:19.104	54.348
2	4:22.419	2:03.315	61.306
3	6:22.504	2:00.085	62.955
4	8:22.356	1:59.852	63.078
5	10:21.483	1:59.127	63.462
6	12:21.688	2:00.205	62.893



MCUI
 Ulster Centre
 Timing
 www.elaps-timing.com



Powered by
 e-Laps II
 © 2008
 Walter Marks



CLASSIC 350cc

Race 8 - Conway Snooker Classic 350cc

Saturday, 30 April 2011

DETAILED RESULT

Race Classification

17 100 James THOMPSON

Total Time **10:26.982** Avg Speed **60.289** Behind **1 Lap**
 Best Time **2:02.618** Best Speed **61.655** On **5** Gp **c**

Lap	Elapsed Time	Lap Time	Lap Speed
1	2:12.587	2:12.587	57.019
2	4:16.419	2:03.832	61.050
3	6:19.918	2:03.499	61.215
4	8:24.364	2:04.446	60.749
5	10:26.982	2:02.618	61.655

18 52 Michael THOMAS

Total Time **10:46.617** Avg Speed **58.458** Behind **19.635**
 Best Time **2:06.990** Best Speed **59.532** On **5** Gp **c**

Lap	Elapsed Time	Lap Time	Lap Speed
1	2:15.868	2:15.868	55.642
2	4:23.596	2:07.728	59.188
3	6:32.442	2:08.846	58.675
4	8:39.627	2:07.185	59.441
5	10:46.617	2:06.990	59.532

19 17 Roy PHIPPS

Total Time **10:53.824** Avg Speed **57.814** Behind **26.842**
 Best Time **2:05.279** Best Speed **60.345** On **5** Gp **c**

Lap	Elapsed Time	Lap Time	Lap Speed
1	2:26.026	2:26.026	51.772
2	4:34.654	2:08.628	58.774
3	6:41.671	2:07.017	59.520
4	8:48.545	2:06.874	59.587
5	10:53.824	2:05.279	60.345

THE ROYAL HOTEL & BRAESIDE COOKSTOWN 100

CLASSIC 350cc

Race 8 - Conway Snooker Classic 350cc

LAP CHART



1					3					5				
No	Name	G	Elapsed Time	Lap Time	No	Name	G	Elapsed Time	Lap Time	No	Name	G	Elapsed Time	Lap Time
26	Chris McGAHAN	a	1:54.419	1:54.419	71	Davy MORGAN	a	5:31.953	1:48.217	71	Davy MORGAN	a	9:06.192	1:47.310
71	Davy MORGAN	a	1:54.836	1:54.836	26	Chris McGAHAN	a	5:32.522	1:48.907	26	Chris McGAHAN	a	9:07.288	1:47.524
134	Sean LEONARD	b	1:57.404	1:57.404	134	Sean LEONARD	b	5:38.177	1:50.956	134	Sean LEONARD	b	9:18.999	1:49.334
40	Barry DAVIDSON	b	1:59.387	1:59.387	167	Herbie RONAN	a	5:41.667	1:51.065	167	Herbie RONAN	a	9:25.033	1:51.669
4	Billy LYLE	a	1:59.574	1:59.574	6	Keith COSTELLO	c	5:42.757	1:51.236	6	Keith COSTELLO	c	9:27.007	1:52.552
167	Herbie RONAN	a	2:00.083	2:00.083	40	Barry DAVIDSON	b	5:43.307	1:51.774	40	Barry DAVIDSON	b	9:27.225	1:52.000
6	Keith COSTELLO	c	2:00.367	2:00.367	4	Billy LYLE	a	5:44.103	1:51.700	18	Thomas HOGG	b	9:27.578	1:51.674
18	Thomas HOGG	b	2:00.599	2:00.599	18	Thomas HOGG	b	5:44.245	1:51.727	4	Billy LYLE	a	9:27.900	1:51.971
130	Mark CAPEWELL	b	2:00.816	2:00.816	2	Freddie STEWART	a	5:47.753	1:53.768	25	David HASTINGS	b	9:37.156	1:53.671
2	Freddie STEWART	a	2:00.869	2:00.869	130	Mark CAPEWELL	b	5:50.253	1:55.241	2	Freddie STEWART	a	9:37.722	1:55.289
211	Tim STEPHENSON	a	2:01.487	2:01.487	25	David HASTINGS	b	5:50.361	1:53.857	211	Tim STEPHENSON	a	9:39.698	1:54.849
25	David HASTINGS	b	2:01.826	2:01.826	211	Tim STEPHENSON	a	5:50.419	1:54.532	130	Mark CAPEWELL	b	9:41.963	1:56.097
43	Alex McVICKER	c	2:03.241	2:03.241	43	Alex McVICKER	c	5:55.687	1:55.746	43	Alex McVICKER	c	9:46.739	1:54.922
119	Tony WILLIS	b	2:06.406	2:06.406	119	Tony WILLIS	b	6:06.689	1:59.716	119	Tony WILLIS	b	10:07.489	1:59.995
114	George GOLDIE	c	2:09.331	2:09.331	114	George GOLDIE	c	6:14.153	2:02.688	114	George GOLDIE	c	10:18.993	2:02.803
100	James THOMPSON	c	2:12.587	2:12.587	100	James THOMPSON	c	6:19.918	2:03.499	45	Les CROSS	c	10:21.483	1:59.127
52	Michael THOMAS	c	2:15.868	2:15.868	45	Les CROSS	c	6:22.504	2:00.085	100	James THOMPSON	c	10:26.982	2:02.618
45	Les CROSS	c	2:19.104	2:19.104	52	Michael THOMAS	c	6:32.442	2:08.846	52	Michael THOMAS	c	10:46.617	2:06.990
17	Roy PHIPPS	c	2:26.026	2:26.026	17	Roy PHIPPS	c	6:41.671	2:07.017	17	Roy PHIPPS	c	10:53.824	2:05.279

2					4					6				
No	Name	G	Elapsed Time	Lap Time	No	Name	G	Elapsed Time	Lap Time	No	Name	G	Elapsed Time	Lap Time
26	Chris McGAHAN	a	3:43.615	1:49.196	71	Davy MORGAN	a	7:18.882	1:46.929	71	Davy MORGAN	a	10:52.468	1:46.276
71	Davy MORGAN	a	3:43.736	1:48.900	26	Chris McGAHAN	a	7:19.764	1:47.242	26	Chris McGAHAN	a	10:53.765	1:46.477
134	Sean LEONARD	b	3:47.221	1:49.817	134	Sean LEONARD	b	7:29.665	1:51.488	134	Sean LEONARD	b	11:09.941	1:50.942
167	Herbie RONAN	a	3:50.602	1:50.519	167	Herbie RONAN	a	7:33.364	1:51.697	167	Herbie RONAN	a	11:18.754	1:53.721
6	Keith COSTELLO	c	3:51.521	1:51.154	6	Keith COSTELLO	c	7:34.455	1:51.698	40	Barry DAVIDSON	b	11:19.240	1:52.015
40	Barry DAVIDSON	b	3:51.533	1:52.146	40	Barry DAVIDSON	b	7:35.225	1:51.918	18	Thomas HOGG	b	11:20.037	1:52.459
4	Billy LYLE	a	3:52.403	1:52.829	18	Thomas HOGG	b	7:35.904	1:51.659	6	Keith COSTELLO	c	11:20.344	1:53.337
18	Thomas HOGG	b	3:52.518	1:51.919	4	Billy LYLE	a	7:35.929	1:51.826	4	Billy LYLE	a	11:21.487	1:53.587
2	Freddie STEWART	a	3:53.985	1:53.116	2	Freddie STEWART	a	7:42.433	1:54.680	25	David HASTINGS	b	11:29.940	1:52.784
130	Mark CAPEWELL	b	3:55.012	1:54.196	25	David HASTINGS	b	7:43.485	1:53.124	2	Freddie STEWART	a	11:32.901	1:55.179
211	Tim STEPHENSON	a	3:55.887	1:54.400	211	Tim STEPHENSON	a	7:44.849	1:54.430	211	Tim STEPHENSON	a	11:35.990	1:56.292
25	David HASTINGS	b	3:56.504	1:54.678	130	Mark CAPEWELL	b	7:45.866	1:55.613	130	Mark CAPEWELL	b	11:37.047	1:55.084
43	Alex McVICKER	c	3:59.941	1:56.700	43	Alex McVICKER	c	7:51.817	1:56.130	43	Alex McVICKER	c	11:40.651	1:53.912
119	Tony WILLIS	b	4:06.973	2:00.567	119	Tony WILLIS	b	8:07.494	2:00.805	119	Tony WILLIS	b	12:07.407	1:59.918
114	George GOLDIE	c	4:11.465	2:02.134	114	George GOLDIE	c	8:16.190	2:02.037	114	George GOLDIE	c	12:21.545	2:02.552
100	James THOMPSON	c	4:16.419	2:03.832	45	Les CROSS	c	8:22.356	1:59.852	45	Les CROSS	c	12:21.688	2:00.205
45	Les CROSS	c	4:22.419	2:03.315	100	James THOMPSON	c	8:24.364	2:04.446					
52	Michael THOMAS	c	4:23.596	2:07.728	52	Michael THOMAS	c	8:39.627	2:07.185					
17	Roy PHIPPS	c	4:34.654	2:08.628	17	Roy PHIPPS	c	8:48.545	2:06.874					

IRISH ROAD RACE CLASSIC 350cc (subject to confirmation)

2011

					#1	
Pos	No.	Name	Total	Diff	Gap	R8
1	71	Davy MORGAN	25	0	0	25
2	26	Chris McGAHAN	20	5	5	20
3	134	Sean LEONARD	16	9	4	16
4	167	Herbie RONAN	13	12	3	13
5	40	Barry DAVIDSON	11	14	2	11
6	18	Thomas HOGG	10	15	1	10
7	6	Keith COSTELLO	9	16	1	9
8	4	Billy LYLE	8	17	1	8
9	25	David HASTINGS	7	18	1	7
10	2	Freddie STEWART	6	19	1	6
11	211	Tim STEPHENSON	5	20	1	5
12	130	Mark CAPEWELL	4	21	1	4
13	43	Alex McVICKER	3	22	1	3
14	119	Tony WILLIS	2	23	1	2
15	114	George GOLDIE	1	24	1	1

Event Legend

#1 29/04/2011 ROYAL HOTEL & BRAESIDE COOKSTOWN 100

Championship Standings of ULSTER ROAD RACE CLASSIC 350cc (subject to confirmation) printed: 30/04/2011 14:54:32

ULSTER ROAD RACE CLASSIC 350cc (subject to confirmation)

2011

					#1	
Pos	No.	Name	Total	Diff	Gap	R8
1	71	Davy MORGAN	25	0	0	25
2	26	Chris McGAHAN	20	5	5	20
3	134	Sean LEONARD	16	9	4	16
4	167	Herbie RONAN	13	12	3	13
5	40	Barry DAVIDSON	11	14	2	11
6	18	Thomas HOGG	10	15	1	10
7	6	Keith COSTELLO	9	16	1	9
8	4	Billy LYLE	8	17	1	8
9	25	David HASTINGS	7	18	1	7
10	2	Freddie STEWART	6	19	1	6
11	211	Tim STEPHENSON	5	20	1	5
12	130	Mark CAPEWELL	4	21	1	4
13	43	Alex McVICKER	3	22	1	3
14	119	Tony WILLIS	2	23	1	2
15	114	George GOLDIE	1	24	1	1

Event Legend

#1 29/04/2011 ROYAL HOTEL & BRAESIDE COOKSTOWN 100