



ULSTER GRAND PRIX BIKE WEEK
Wednesday 11th – Saturday 14th August 2010

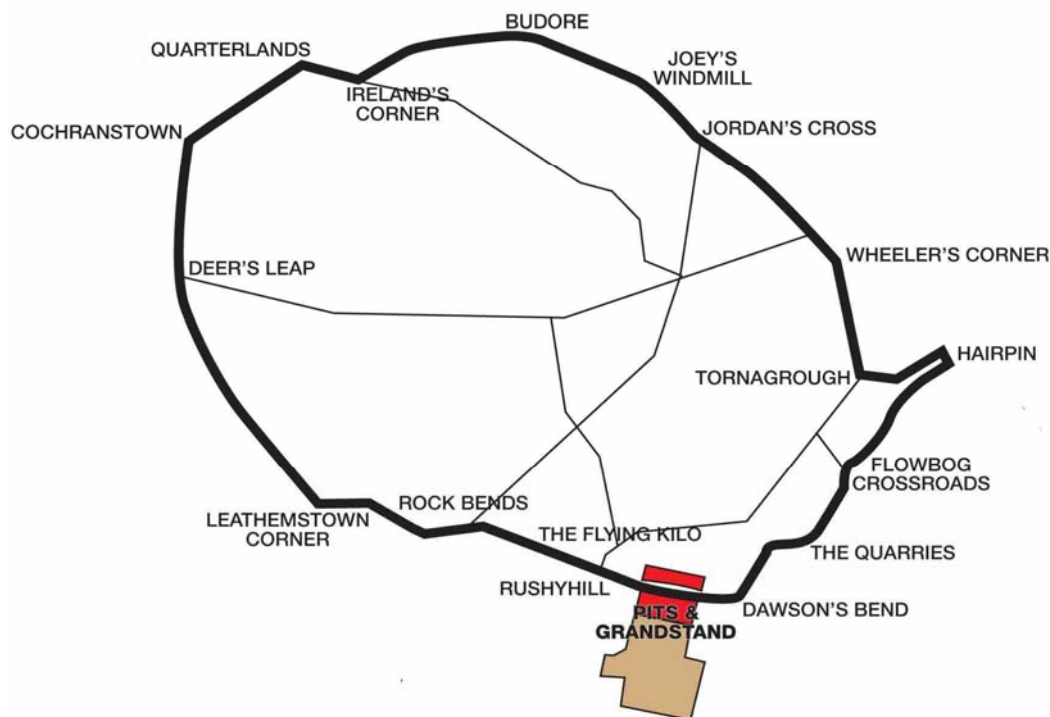
promoted by
Dundrod & District Motorcycle Club
www.ulstergrandprix.net



www.visitlisburn.com
SUPERBIKE



The Dundrod Circuit 7.401 miles



LAP RECORDS

Class	Name	Machine	m s	mph	Year
125cc	William Dunlop	Honda	3 55.017	113.370	2009
250cc	Darran Lindsay	Honda	3 38.634	121.866	2006
400cc	Jason Griffiths	Yamaha 400	3 58.43	111.748	2003
Supertwins	Ryan Farquhar	Kawasaki 650	3 49.455	116.118	2010
Supersport	William Dunlop	Yamaha	3 28.828	127.588	2009
Superstock	Ian Hutchinson	Honda	3 24.770	130.117	2009
Superbike	Conor Cummins	Kawasaki	3 19.903	133.284	2009
Challenge 1000cc	Dave Johnson	Yamaha	3 29.643	127.092	2010
National 750cc	Michal Dokoupil	Kawasaki 600	3 39.625	121.316	2009
Classic 1000cc	Robert Holden (NZ)	750 Triumph	4 02.2	110.01	1994
Classic 500cc	Olie Linsdell	Paton	3 58.648	111.645	2010
Classic 350cc	Bill Swallow	Aermacchi	4 26.90	99.828	1999
Classic 250cc	Bob Jackson	Suzuki	4 25.9	100.20	1994

MOST WINS at the ULSTER GP

Joey Dunlop	24	1979 - 99
Phillip McCallen	14	1991 - 96
Ian Lougher	14	1998 - 09
Brian Reid	9	1983 - 92
Robert Dunlop	9	1990 - 03

MOST WINS at the DUNDROD 150

Joey Dunlop	24	1976 - 94
Bob Jackson	11	1981 - 98
Ray McCullough	10	1965 - 82
Brian Reid	8	1984 - 93
Robert Dunlop	8	1984 - 07

ALL TIME IRISH ROAD RACE WINNERS (after Dundrod 150 2010)

Most Wins at All Irish Road Race Meetings

1. Joey Dunlop	156	1971-00
2. Ryan Farquhar	147/8*	1995-10
3. Robert Dunlop	135	1980-08
4. Ray McCullough	109	1960-82
5. Phillip McCallen	109	1987-99

Most Wins at Irish National Road Race Meetings

1. Ryan Farquhar	138/9*	1995-10
2. Joey Dunlop	119	1971-00
3. Robert Dunlop	111	1980-08
4. Ray McCullough	99	1960-82
5. Phillip McCallen	84	1987-99

* pending appeal about result of the 125ccGP/Moto 450 race at Cookstown 100

ULSTER GRAND PRIX BIKE WEEK

SUPERBIKE / SUPERSTOCK

UGP First Qualifying

Wednesday, 11 August 2010



Qualifying Time

4:04.754

Qualifying Speed

108.86

Pos	Class	No	Name	Machine / Sponsor	Time	Best Lap Behind	Speed	On	Total Laps	Qualifying Laps
-----	-------	----	------	-------------------	------	-----------------	-------	----	------------	-----------------


Qualifying Classification

1	SBK	77	Ryan FARQUHAR	Kawasaki - KMR Kawasaki	3:25.251		129.812	6	6	6
2	SBK	23	Michael DUNLOP	Honda - Street Sweep / Robinson Concrete	3:26.544	1.293	128.999	4	5	5
3	SBK	9	Keith AMOR	BMW - KBMG Racing	3:27.049	1.798	128.684	2	3	3
4	SBK	13	Adrian ARCHIBALD	Suzuki - AMA Racing	3:30.767	5.516	126.414	2	4	4
5	SBK	4	Cameron DONALD	Suzuki - Relentless Suzuki by TAS Racing	3:30.945	5.694	126.308	2	3	3
6	SBK	36	Michael PEARSON	Kawasaki - Morrell Racing	3:32.337	7.086	125.480	2	6	6
7	SBK	24	James McBRIDE	Yamaha - Downview Finance/Pazzo Racing	3:33.124	7.873	125.016	2	5	4
8	SBK	5	Bruce ANSTEY	Suzuki - Relentless Suzuki by TAS Racing	3:33.713	8.462	124.672	2	5	4
9	SBK	11	Gary JOHNSON	Suzuki - AIM Suzuki	3:34.864	9.613	124.004	3	4	3
10	SBK	10	Steve MERCER	Yamaha - SMR Road Racing	3:36.379	11.128	123.136	4	5	5
11	SBK	68	Derek BRIEN	Kawasaki	3:37.823	12.572	122.319	6	6	6
12	SBK	14	Paul SHOESMITH	BMW - Speedfreak Ice Valley Racing	3:38.214	12.963	122.100	6	6	5
13	SBK	86	Dave JOHNSON	Yamaha - Speedfreak Ice Valley Racing	3:38.356	13.105	122.021	5	5	4
14	SBK	39	James REDPATH	Suzuki - Raymond Lilley Electrical	3:38.446	13.195	121.970	6	6	5
15	SBK	61	John WALSH	Yamaha - Team EICL Racing	3:39.577	14.326	121.342	5	5	4
16	SBK	98	Paul OWEN	Kawasaki - Speedycom.co.uk	3:40.194	14.943	121.002	5	5	4
17	SBK	26	Stephen THOMPSON	Suzuki - thepeoplesbike.com	3:40.833	15.582	120.652	3	4	3
18	SBK	52	Paul CRANSTON	Honda - P & J Fuel Haulage	3:41.258	16.007	120.420	2	3	3
19	SBK	35	Mark BUCKLEY	Kawasaki - OTSS Racing	3:41.383	16.132	120.352	3	5	5
20	SBK	6	William DUNLOP	Suzuki - CD Racing	3:41.981	16.730	120.028	2	3	3
21	SBK	54	Andrew COURTNEY	Yamaha - Team Hardship Racing	3:42.489	17.238	119.754	4	5	4
22	SBK	91	Dan KNEEN	Suzuki - West London/Marks Bloom Racing	3:42.823	17.572	119.575	3	4	3
23	SBK	99	Brian McCORMACK	Honda - TAG Racing	3:45.945	20.694	117.922	2	4	4
24	SBK	30	Kevin STROWGER	Suzuki - Mistral Racing Ltd	3:46.282	21.031	117.747	4	4	3
25	SBK	82	Ivan SHANLEY	Yamaha	3:46.438	21.187	117.666	4	5	4
26	SBK	48	Alan CONNOR	Suzuki - Connor Racing	3:47.821	22.570	116.951	5	5	4
27	SBK	19	Sandor BITTER	Yamaha - Speedfreak Ice Valley Racing	3:48.084	22.833	116.816	3	4	3
28	SBK	31	John TATTERSALL	Suzuki - Kick Start Motorcycles	3:48.357	23.106	116.677	3	4	3
29	SBK	69	Dave WOOLAMS	Suzuki - Woolly s Autos	3:50.546	25.295	115.569	5	5	4
30	SBK	58	Dave HEWSON	Kawasaki - The Other Bike Shop	3:50.990	25.739	115.347	2	5	4
31	SBK	16	John BURROWS	Suzuki - Burrows Engineering	3:52.736	27.485	114.481	1	2	2
32	SBK	95	Scott WILSON	Suzuki - Diamond H Servlite	3:53.721	28.470	113.999	5	5	3
33	SBK	999	Anthony McCOLGAN	Honda	3:53.939	28.688	113.893	4	4	3
34	SBK	29	Victor GILMORE	Suzuki - T Lindsay Racing	3:55.569	30.318	113.105	2	5	4
35	SBK	64	Timmy TURTLE	Kawasaki - VRS Performance	3:56.099	30.848	112.851	5	5	3

Non Qualifiers

SBK	7	Ian HUTCHINSON	Honda - Padgett s of Batley	3:27.689	2.438	128.288	2	2	1
SBK	75	Peter HEIJMANS	Kawasaki	3:58.831	33.580	111.560	2	2	1
SBK	93	Kevin MAXTED	Suzuki	4:02.030	36.779	110.085	4	4	1
SBK	38	Graham ENGLISH	Yamaha	4:05.496	40.245	108.531	4	4	1
SBK	76	Emmett BURKE	Yamaha	4:06.812	41.561	107.952	5	5	0
SBK	1	Guy MARTIN	Honda - Wilson Craig Racing	4:46.401	1:21.150	93.030	1	1	0
SBK	47	Fabrice MIGUET	Kawasaki	5:27.972	2:02.721	81.239	1	2	0

These Results are provisional and are subject to ratification by the Stewards of the Meeting.

Track	Dundrod	Signed	Organising Club	Dundrod & District MCC
Length(miles)	7.4011 Lap 1 (7.2763)		Chief Timekeeper	
Weather	Cloudy	Issued At:	20:45:55	Qualifying Started
Track	Dry			20:16:30.581



MCUI
Ulster Centre
Timing
www.elaps-timing.com



Powered by
e-Laps II
© 2008
Walter Marks

ULSTER GRAND PRIX BIKE WEEK

SUPERBIKE / SUPERSTOCK

UGP First Qualifying

Wednesday, 11 August 2010

DETAILED RESULT

UGP Superbike First Qualifying



Qualifying Classification

Position

1 **77 Ryan FARQUHAR**

Behind

Best Time **3:25.251** Best Speed **129.812** On **6** Gp **a**

Lap	Elapsed Time	Lap Time	Lap Speed
1	3:36.792	3:36.792	120.829
2	7:07.355	3:30.563	126.537
3	10:36.537	3:29.182	127.372
4	14:02.995	3:26.458	129.053
5	17:29.808	3:26.813	128.831
6	20:55.059	3:25.251	129.812

2 **23 Michael DUNLOP**

Behind **1.293**

Best Time **3:26.544** Best Speed **128.999** On **4** Gp **a**

Lap	Elapsed Time	Lap Time	Lap Speed
1	3:37.900	3:37.900	120.214
2	7:07.837	3:29.937	126.914
3	10:36.417	3:28.580	127.740
4	14:02.961	3:26.544	128.999
5	17:36.139	3:33.178	124.985

3 **9 Keith AMOR**

Behind **1.798**

Best Time **3:27.049** Best Speed **128.684** On **2** Gp **a**

Lap	Elapsed Time	Lap Time	Lap Speed
1	3:35.850	3:35.850	121.356
2	7:02.899	3:27.049	128.684
3	10:33.439	3:30.540	126.551

4 **13 Adrian ARCHIBALD**

Behind **5.516**

Best Time **3:30.767** Best Speed **126.414** On **2** Gp **a**

Lap	Elapsed Time	Lap Time	Lap Speed
1	3:38.833	3:38.833	119.702
2	7:09.600	3:30.767	126.414
3	10:43.429	3:33.829	124.604
4	14:38.549	3:55.120	113.321

5 **4 Cameron DONALD**

Behind **5.694**

Best Time **3:30.945** Best Speed **126.308** On **2** Gp **a**

Lap	Elapsed Time	Lap Time	Lap Speed
1	3:36.678	3:36.678	120.892
2	7:07.623	3:30.945	126.308
3	10:52.984	3:45.361	118.228

UGP Superbike First Qualifying

Qualifying Classification

Position

6 **36 Michael PEARSON**

Behind **7.086**

Best Time **3:32.337** Best Speed **125.480** On **2** Gp **a**

Lap	Elapsed Time	Lap Time	Lap Speed
1	3:39.212	3:39.212	119.495
2	7:11.549	3:32.337	125.480
3	10:45.127	3:33.578	124.750
4	14:20.064	3:34.937	123.962
5	17:53.357	3:33.293	124.917
6	21:28.372	3:35.015	123.917

7 **24 James McBRIDE**

Behind **7.873**

Best Time **3:33.124** Best Speed **125.016** On **2** Gp **a**

Lap	Elapsed Time	Lap Time	Lap Speed
1	3:38.637	3:38.637	119.809
2	7:11.761	3:33.124	125.016
3	10:47.228	3:35.467	123.657
4	14:29.227	3:41.999	120.018
5	20:51.676	6:22.449	69.667

8 **5 Bruce ANSTEY**

Behind **8.462**

Best Time **3:33.713** Best Speed **124.672** On **2** Gp **a**

Lap	Elapsed Time	Lap Time	Lap Speed
1	3:37.806	3:37.806	120.266
2	7:11.519	3:33.713	124.672
3	10:50.726	3:39.207	121.547
4	14:32.559	3:41.833	120.108
5	21:47.122	7:14.563	61.312

9 **11 Gary JOHNSON**

Behind **9.613**

Best Time **3:34.864** Best Speed **124.004** On **3** Gp **a**

Lap	Elapsed Time	Lap Time	Lap Speed
1	4:13.631	4:13.631	103.279
2	7:51.189	3:37.558	122.468
3	11:26.053	3:34.864	124.004
4	15:10.052	3:43.999	118.947



ULSTER GRAND PRIX BIKE WEEK

SUPERBIKE / SUPERSTOCK

UGP First Qualifying

Wednesday, 11 August 2010

DETAILED RESULT

UGP Superbike First Qualifying



Qualifying Classification

Position

10 **10 Steve MERCER**

Behind **11.128**

Best Time **3:36.379** Best Speed **123.136** On **4** Gp **a**

Lap	Elapsed Time	Lap Time	Lap Speed
1	3:52.975	3:52.975	112.436
2	7:35.417	3:42.442	119.779
3	11:15.954	3:40.537	120.814
4	14:52.333	3:36.379	123.136
5	18:30.287	3:37.954	122.246

11 **68 Derek BRIEN**

Behind **12.572**

Best Time **3:37.823** Best Speed **122.319** On **6** Gp **a**

Lap	Elapsed Time	Lap Time	Lap Speed
1	4:00.121	4:00.121	109.090
2	7:55.414	3:55.293	113.237
3	11:41.775	3:46.361	117.706
4	15:22.779	3:41.004	120.559
5	19:02.386	3:39.607	121.326
6	22:40.209	3:37.823	122.319

12 **14 Paul SHOESMITH**

Behind **12.963**

Best Time **3:38.214** Best Speed **122.100** On **6** Gp **a**

Lap	Elapsed Time	Lap Time	Lap Speed
1	4:15.481	4:15.481	102.531
2	8:00.386	3:44.905	118.468
3	11:43.117	3:42.731	119.624
4	15:24.240	3:41.123	120.494
5	19:02.693	3:38.453	121.967
6	22:40.907	3:38.214	122.100

13 **86 Dave JOHNSON**

Behind **13.105**

Best Time **3:38.356** Best Speed **122.021** On **5** Gp **a**

Lap	Elapsed Time	Lap Time	Lap Speed
1	4:24.193	4:24.193	99.150
2	8:11.194	3:47.001	117.374
3	11:56.419	3:45.225	118.299
4	15:38.157	3:41.738	120.160
5	19:16.513	3:38.356	122.021

UGP Superbike First Qualifying

Qualifying Classification

Position

14 **39 James REDPATH**

Behind **13.195**

Best Time **3:38.446** Best Speed **121.970** On **6** Gp **a**

Lap	Elapsed Time	Lap Time	Lap Speed
1	4:08.114	4:08.114	105.575
2	7:55.970	3:47.856	116.933
3	11:41.100	3:45.130	118.349
4	15:23.309	3:42.209	119.905
5	19:04.098	3:40.789	120.676
6	22:42.544	3:38.446	121.970

15 **61 John WALSH**

Behind **14.326**

Best Time **3:39.577** Best Speed **121.342** On **5** Gp **a**

Lap	Elapsed Time	Lap Time	Lap Speed
1	3:51.499	3:51.499	113.152
2	7:38.498	3:46.999	117.375
3	12:57.812	5:19.314	83.441
4	16:43.644	3:45.832	117.981
5	20:23.221	3:39.577	121.342

16 **98 Paul OWEN**

Behind **14.943**

Best Time **3:40.194** Best Speed **121.002** On **5** Gp **a**

Lap	Elapsed Time	Lap Time	Lap Speed
1	4:49.272	4:49.272	90.554
2	8:43.097	3:53.825	113.948
3	12:33.274	3:50.177	115.754
4	16:15.055	3:41.781	120.136
5	19:55.249	3:40.194	121.002

17 **26 Stephen THOMPSON**

Behind **15.582**

Best Time **3:40.833** Best Speed **120.652** On **3** Gp **a**

Lap	Elapsed Time	Lap Time	Lap Speed
1	4:09.256	4:09.256	105.091
2	7:52.283	3:43.027	119.465
3	11:33.116	3:40.833	120.652
4	15:22.471	3:49.355	116.169

18 **52 Paul CRANSTON**

Behind **16.007**

Best Time **3:41.258** Best Speed **120.420** On **2** Gp **a**

Lap	Elapsed Time	Lap Time	Lap Speed
1	3:42.279	3:42.279	117.846
2	7:23.537	3:41.258	120.420
3	11:06.706	3:43.169	119.389



ULSTER GRAND PRIX BIKE WEEK

SUPERBIKE / SUPERSTOCK

UGP First Qualifying

Wednesday, 11 August 2010

DETAILED RESULT

UGP Superbike First Qualifying



Qualifying Classification

Position

19 35 Mark BUCKLEY

Behind 16.132

Best Time 3:41.383 Best Speed 120.352 On 3 Gp a

Lap	Elapsed Time	Lap Time	Lap Speed
1	4:05.383	4:05.383	106.750
2	7:47.651	3:42.268	119.873
3	11:29.034	3:41.383	120.352
4	15:11.236	3:42.202	119.909
5	19:09.993	3:58.757	111.594

20 6 William DUNLOP

Behind 16.730

Best Time 3:41.981 Best Speed 120.028 On 2 Gp a

Lap	Elapsed Time	Lap Time	Lap Speed
1	3:53.678	3:53.678	112.097
2	7:35.659	3:41.981	120.028
3	11:26.898	3:51.239	115.223

21 54 Andrew COURTNEY

Behind 17.238

Best Time 3:42.489 Best Speed 119.754 On 4 Gp a

Lap	Elapsed Time	Lap Time	Lap Speed
1	4:22.548	4:22.548	99.771
2	8:10.862	3:48.314	116.699
3	11:56.669	3:45.807	117.994
4	15:39.158	3:42.489	119.754
5	19:22.468	3:43.310	119.314

22 91 Dan KNEEN

Behind 17.572

Best Time 3:42.823 Best Speed 119.575 On 3 Gp a

Lap	Elapsed Time	Lap Time	Lap Speed
1	4:06.574	4:06.574	106.235
2	7:49.898	3:43.324	119.306
3	11:32.721	3:42.823	119.575
4	15:23.394	3:50.673	115.505

23 99 Brian McCORMACK

Behind 20.694

Best Time 3:45.945 Best Speed 117.922 On 2 Gp a

Lap	Elapsed Time	Lap Time	Lap Speed
1	3:59.301	3:59.301	109.463
2	7:45.246	3:45.945	117.922
3	11:32.197	3:46.951	117.400
4	15:24.639	3:52.442	114.626

UGP Superbike First Qualifying

Qualifying Classification

Position

24 30 Kevin STROWGER

Behind 21.031

Best Time 3:46.282 Best Speed 117.747 On 4 Gp a

Lap	Elapsed Time	Lap Time	Lap Speed
1	9:15.316	9:15.316	47.171
2	13:06.295	3:50.979	115.352
3	16:53.152	3:46.857	117.448
4	20:39.434	3:46.282	117.747

25 82 Ivan SHANLEY

Behind 21.187

Best Time 3:46.438 Best Speed 117.666 On 4 Gp a

Lap	Elapsed Time	Lap Time	Lap Speed
1	4:10.715	4:10.715	104.480
2	7:58.186	3:47.471	117.131
3	11:47.971	3:49.785	115.952
4	15:34.409	3:46.438	117.666
5	19:31.433	3:57.024	112.410

26 48 Alan CONNOR

Behind 22.570

Best Time 3:47.821 Best Speed 116.951 On 5 Gp a

Lap	Elapsed Time	Lap Time	Lap Speed
1	4:29.269	4:29.269	97.281
2	8:24.298	3:55.029	113.365
3	12:20.099	3:55.801	112.993
4	16:08.959	3:48.860	116.420
5	19:56.780	3:47.821	116.951

27 19 Sandor BITTER

Behind 22.833

Best Time 3:48.084 Best Speed 116.816 On 3 Gp a

Lap	Elapsed Time	Lap Time	Lap Speed
1	4:12.818	4:12.818	103.611
2	8:01.017	3:48.199	116.758
3	11:49.101	3:48.084	116.816
4	15:42.264	3:53.163	114.272

28 31 John TATTERSALL

Behind 23.106

Best Time 3:48.357 Best Speed 116.677 On 3 Gp a

Lap	Elapsed Time	Lap Time	Lap Speed
1	4:11.685	4:11.685	104.077
2	8:00.134	3:48.449	116.630
3	11:48.491	3:48.357	116.677
4	15:40.392	3:51.901	114.894



ULSTER GRAND PRIX BIKE WEEK

SUPERBIKE / SUPERSTOCK

UGP First Qualifying

Wednesday, 11 August 2010

DETAILED RESULT

UGP Superbike First Qualifying

Qualifying Classification

Position

29 69 Dave WOOLAMS

Behind 25.295

Best Time 3:50.546 Best Speed 115.569 On 5 Gp a

Lap	Elapsed Time	Lap Time	Lap Speed
1	4:23.882	4:23.882	99.267
2	8:17.195	3:53.313	114.198
3	12:08.726	3:51.531	115.077
4	15:59.619	3:50.893	115.395
5	19:50.165	3:50.546	115.569

30 58 Dave HEWSON

Behind 25.739

Best Time 3:50.990 Best Speed 115.347 On 2 Gp a

Lap	Elapsed Time	Lap Time	Lap Speed
1	4:04.903	4:04.903	106.959
2	7:55.893	3:50.990	115.347
3	11:47.879	3:51.986	114.852
4	15:39.395	3:51.516	115.085
5	22:08.880	6:29.485	68.408

31 16 John BURROWS

Behind 27.485

Best Time 3:52.736 Best Speed 114.481 On 1 Gp a

Lap	Elapsed Time	Lap Time	Lap Speed
1	3:52.736	3:52.736	112.551
2	7:53.961	4:01.225	110.453

32 95 Scott WILSON

Behind 28.470

Best Time 3:53.721 Best Speed 113.999 On 5 Gp a

Lap	Elapsed Time	Lap Time	Lap Speed
1	4:41.186	4:41.186	93.158
2	8:41.528	4:00.342	110.859
3	12:48.796	4:07.268	107.753
4	16:43.516	3:54.720	113.514
5	20:37.237	3:53.721	113.999

33 999 Anthony McCOLGAN

Behind 28.688

Best Time 3:53.939 Best Speed 113.893 On 4 Gp a

Lap	Elapsed Time	Lap Time	Lap Speed
1	4:24.051	4:24.051	99.203
2	8:22.530	3:58.479	111.725
3	12:19.805	3:57.275	112.291
4	16:13.744	3:53.939	113.893



UGP Superbike First Qualifying

Qualifying Classification

Position

34 29 Victor GILMORE

Behind 30.318

Best Time 3:55.569 Best Speed 113.105 On 2 Gp a

Lap	Elapsed Time	Lap Time	Lap Speed
1	3:56.636	3:56.636	110.696
2	7:52.205	3:55.569	113.105
3	11:49.198	3:56.993	112.425
4	16:38.620	4:49.422	92.059
5	20:37.853	3:59.233	111.372

35 64 Timmy TURTLE

Behind 30.848

Best Time 3:56.099 Best Speed 112.851 On 5 Gp a

Lap	Elapsed Time	Lap Time	Lap Speed
1	4:42.126	4:42.126	92.847
2	8:44.606	4:02.480	109.881
3	12:50.394	4:05.788	108.402
4	16:47.472	3:57.078	112.385
5	20:43.571	3:56.099	112.851

Non Qualifiers

Position

7 Ian HUTCHINSON

Behind 2.438

Best Time 3:27.689 Best Speed 128.288 On 2 Gp a

Lap	Elapsed Time	Lap Time	Lap Speed
1	19:02.775	19:02.775	22.922
2	22:30.464	3:27.689	128.288

75 Peter HEIJMANS

Behind 33.580

Best Time 3:58.831 Best Speed 111.560 On 2 Gp a

Lap	Elapsed Time	Lap Time	Lap Speed
1	4:27.597	4:27.597	97.889
2	8:26.428	3:58.831	111.560

93 Kevin MAXTED

Behind 36.779

Best Time 4:02.030 Best Speed 110.085 On 4 Gp a

Lap	Elapsed Time	Lap Time	Lap Speed
1	4:49.138	4:49.138	90.596
2	14:49.717	10:00.579	44.364
3	18:57.224	4:07.507	107.649
4	22:59.254	4:02.030	110.085



ULSTER GRAND PRIX BIKE WEEK

SUPERBIKE / SUPERSTOCK

UGP First Qualifying

Wednesday, 11 August 2010

DETAILED RESULT

UGP Superbike First Qualifying



Non Qualifiers

Position

38 Graham ENGLISH

Behind **40.245**

Best Time **4:05.496** Best Speed **108.531** On **4** Gp **a**

Lap	Elapsed Time	Lap Time	Lap Speed
1	4:41.735	4:41.735	92.976
2	12:29.264	7:47.529	56.989
3	17:48.820	5:19.556	83.378
4	21:54.316	4:05.496	108.531

76 Emmett BURKE

Behind **41.561**

Best Time **4:06.812** Best Speed **107.952** On **5** Gp **a**

Lap	Elapsed Time	Lap Time	Lap Speed
1	4:22.624	4:22.624	99.742
2	8:35.822	4:13.198	105.230
3	12:53.231	4:17.409	103.508
4	17:01.091	4:07.860	107.496
5	21:07.903	4:06.812	107.952

1 Guy MARTIN

Behind **1:21.150**

Best Time **4:46.401** Best Speed **93.030** On **1** Gp **a**

Lap	Elapsed Time	Lap Time	Lap Speed
1	4:46.401	4:46.401	91.462

47 Fabrice MIGUET

Behind **2:02.721**

Best Time **5:27.972** Best Speed **81.239** On **1** Gp **a**

Lap	Elapsed Time	Lap Time	Lap Speed
1	5:27.972	5:27.972	79.869
2	20:53.299	15:25.327	28.794



Speed TrapUGP Superbike / Superstock Practice*Superbikes*

<u>No.</u>	<u>Name</u>	<u>Lap 1</u>	<u>Lap 2</u>	<u>Lap 3</u>	<u>Lap 4</u>
2	Ian LOUGHER	175	178	177	
4	Cameron DONALD			174	
5	Bruce ANSTEY				179
6	William DUNLOP	164	182		
7	Ian HUTCHINSON		184	179	
8	Guy MARTIN			177	174
9	Keith AMOR	185			186
11	Gary JOHNSON	173			
23	Michael DUNLOP			185	
27	James McCANN				164
39	James REDPATH	176			
64	Timmy TURTLE		171		172
68	Derek BRIEN	174		175	
79	Dan STEWART		151		
91	Dan KNEEN	173	178		
95	Scott WILSON			165	
99	Brian McCORMACK		172		

Superstock

<u>No.</u>	<u>Name</u>	<u>Lap 1</u>	<u>Lap 2</u>	<u>Lap 3</u>	<u>Lap 4</u>
110	Steve MERCER		179		
114	Paul SHOESMITH		175		
130	Kevin STROWGER		162	165	
134	Robert McCrum	172			
135	Mark BUCKLEY		177	172	
138	Graham ENGLISH				175
148	Alan CONNOR		175	171	
151	Anthony McCOLGAN			169	
152	Paul CRANSTON	173			
158	Dave HEWSON				156
161	John WALSH		161	176	
169	Dave WOOLAMS		169	169	
175	Peter HEIJMANS		173		
176	Emmett BURKE		156		167
177	Ryan FARQUHAR		186	185	
179	Dan STEWART			173	
197	Ben WYLIE				172

ULSTER GRAND PRIX BIKE WEEK

SUPERBIKE

UGP Second Qualifying

Thursday, 12 August 2010



Qualifying Time

4:01.102

Qualifying Speed


110.509

Pos	Class	No	Name	Machine / Sponsor	Time	Best Lap Behind	Speed	On	Total Laps	Qualifying Laps
1	SBK	7	Ian HUTCHINSON	Honda - Padgett s of Batley	3:23.384		131.003	7	8	6
2	SBK	5	Bruce ANSTEY	Suzuki - Relentless Suzuki by TAS Racing	3:23.971	0.587	130.626	7	7	6
3	SBK	4	Cameron DONALD	Suzuki - Relentless Suzuki by TAS Racing	3:24.571	1.187	130.243	8	9	8
4	SBK	9	Keith AMOR	BMW - KBMG Racing	3:25.494	2.110	129.658	5	7	5
5	SBK	1	Guy MARTIN	Honda - Wilson Craig Racing	3:26.083	2.699	129.288	8	8	6
6	SBK	23	Michael DUNLOP	Honda - Street Sweep / Robinson Concrete	3:26.115	2.731	129.267	8	8	7
7	SBK	2	Ian LOUGHER	Kawasaki - Blackhorse Kawasaki	3:26.389	3.005	129.096	8	8	6
8	SBK	24	James McBRIDE	Yamaha - Downview Finance/Pazzo Racing	3:28.683	5.299	127.677	8	8	7
9	SBK	11	Gary JOHNSON	Suzuki - AIM Suzuki	3:29.242	5.858	127.336	6	6	5
10	SBK	36	Michael PEARSON	Kawasaki - Morrell Racing	3:30.075	6.691	126.831	7	8	7
11	SBK	35	Mark BUCKLEY	Kawasaki - OTSS Racing	3:30.393	7.009	126.639	6	7	6
12	SBK	26	Stephen THOMPSON	Suzuki - thepeoplesbike.com	3:30.900	7.516	126.335	3	7	6
13	SBK	10	Steve MERCER	Yamaha - SMR Road Racing	3:30.909	7.525	126.329	4	8	7
14	SBK	6	William DUNLOP	Suzuki - CD Racing	3:31.203	7.819	126.153	3	6	4
15	SBK	61	John WALSH	Yamaha - Team EICL Racing	3:31.424	8.040	126.021	3	8	7
16	SBK	91	Dan KNEEN	Suzuki - West London/Marks Bloom Racing	3:31.897	8.513	125.740	3	7	7
17	SBK	79	Dan STEWART	Honda - Wilcock Consulting	3:33.251	9.867	124.942	8	8	7
18	SBK	16	Burrrows BURROWS	Suzuki - Burrows Engineering	3:33.552	10.168	124.766	5	6	5
19	SBK	86	Dave JOHNSON	Yamaha - Speedfreak Ice Valley Racing	3:34.200	10.816	124.388	7	7	6
20	SBK	71	Davy MORGAN	Suzuki - Strangford Holiday Park	3:34.634	11.250	124.137	4	4	3
21	SBK	33	Olie LINSDELL	Yamaha - Team Flitwick Yamaha	3:35.004	11.620	123.923	4	7	6
22	SBK	99	Brian McCORMACK	Honda - TAG Racing	3:35.180	11.796	123.822	5	7	5
23	SBK	68	Derek BRIEN	Kawasaki	3:36.335	12.951	123.161	6	7	6
24	SBK	58	Dave HEWSON	Kawasaki - The Other Bike Shop	3:37.320	13.936	122.602	8	8	6
25	SBK	14	Paul SHOESMITH	BMW - Speedfreak Ice Valley Racing	3:37.696	14.312	122.391	7	8	7
26	SBK	54	Andrew COURTNEY	Yamaha - Team Hardship Racing	3:38.124	14.740	122.151	4	7	6
27	SBK	31	John TATTERSALL	Suzuki - Kick Start Motorcycles	3:38.234	14.850	122.089	6	7	6
28	SBK	82	Ivan SHANLEY	Yamaha	3:38.606	15.222	121.881	4	5	4
29	SBK	39	James REDPATH	Suzuki - Raymond Lilley Electrical	3:39.236	15.852	121.531	5	6	4
30	SBK	98	Paul OWEN	Kawasaki - Speedycom.co.uk	3:39.338	15.954	121.474	3	7	4
31	SBK	69	Dave WOOLAMS	Suzuki - Wooly s Autos	3:42.160	18.776	119.931	5	6	5
32	SBK	47	Fabrice MIGUET	Kawasaki	3:42.206	18.822	119.907	3	5	3
33	SBK	19	Sandor BITTER	Yamaha - Speedfreak Ice Valley Racing	3:44.962	21.578	118.438	3	4	2
34	SBK	95	Scott WILSON	Suzuki - Diamond H Servlite	3:45.705	22.321	118.048	2	5	4
35	SBK	48	Alan CONNOR	Suzuki - Connor Racing	3:46.237	22.853	117.770	3	6	4
36	SBK	52	Paul CRANSTON	Honda - P & J Fuel Haulage	3:47.752	24.368	116.987	8	8	5
37	SBK	51	Anthony McCOLGAN	Suzuki	3:51.133	27.749	115.275	4	5	4
38	SBK	64	Timmy TURTLE	Kawasaki - VRS Performance	3:53.051	29.667	114.327	8	8	6
40	SBK	93	Kevin MAXTED	Suzuki	3:57.172	33.788	112.340	7	8	7
42	SBK	75	Peter HEIJMANS	Kawasaki	4:00.644	37.260	110.719	6	6	2

Non Qualifiers

SBK	38	Graham ENGLISH	Yamaha	3:55.803	32.419	112.992	5	6	1
SBK	76	Emmett BURKE	Yamaha	3:58.361	34.977	111.780	3	7	1
SBK	34	Robert McCURM	Yamaha	4:10.033	46.649	106.562	3	4	0

These Results are provisional and are subject to ratification by the Stewards of the Meeting.

Track	Dundrod	Signed		Organising Club	Dundrod & District MCC
Length(miles)	7.4011 Lap 1 (7.2763)		Chief Timekeeper	Qualifying Started	11:20:45.307
Weather	Cloudy	Issued At:	11:55:38		
Track	Dry				



MCUI
Ulster Centre
Timing
www.elaps-timing.com



Powered by
e-Laps II
© 2008
Walter Marks

ULSTER GRAND PRIX BIKE WEEK

SUPERBIKE

UGP Second Qualifying

Thursday, 12 August 2010

DETAILED RESULT

UGP Superbike First Qualifying

Qualifying Classification

Position

1 **7 Ian HUTCHINSON**

SBK Behind **2.110**
Best Time **3:23.384** Best Speed **131.003** On **7** Gp **a**

Lap	Elapsed Time	Lap Time	Lap Speed
1	3:46.912	3:46.912	115.440
2	7:12.678	3:25.766	129.487
3	10:37.964	3:25.286	129.789
4	14:12.857	3:34.893	123.987
5	21:03.723	6:50.866	64.848
6	25:23.127	4:19.404	102.712
7	28:46.511	3:23.384	131.003
8	32:10.348	3:23.837	130.712

2 **5 Bruce ANSTEY**

SBK Behind **0.587**
Best Time **3:23.971** Best Speed **130.626** On **7** Gp **a**

Lap	Elapsed Time	Lap Time	Lap Speed
1	3:52.771	3:52.771	112.534
2	7:19.169	3:26.398	129.090
3	10:45.504	3:26.335	129.130
4	14:12.312	3:26.808	128.834
5	17:45.571	3:33.259	124.937
6	27:19.392	9:33.821	46.433
7	30:43.363	3:23.971	130.626

3 **4 Cameron DONALD**

SBK Behind **1.187**
Best Time **3:24.571** Best Speed **130.243** On **8** Gp **a**

Lap	Elapsed Time	Lap Time	Lap Speed
1	3:50.731	3:50.731	113.529
2	7:24.744	3:34.013	124.497
3	12:02.893	4:38.149	95.790
4	15:34.987	3:32.094	125.623
5	19:01.489	3:26.502	129.025
6	22:26.500	3:25.011	129.964
7	26:03.519	3:37.019	122.772
8	29:28.090	3:24.571	130.243
9	33:23.047	3:54.957	113.399

UGP Superbike First Qualifying

Qualifying Classification

Position

4 **9 Keith AMOR**

SBK Behind **2.110**
Best Time **3:25.494** Best Speed **129.658** On **5** Gp **a**

Lap	Elapsed Time	Lap Time	Lap Speed
1	5:41.694	5:41.694	76.661
2	9:10.810	3:29.116	127.412
3	12:38.840	3:28.030	128.077
4	16:04.503	3:25.663	129.552
5	19:29.997	3:25.494	129.658
6	22:56.020	3:26.023	129.325
7	27:02.342	4:06.322	108.167

5 **1 Guy MARTIN**

SBK Behind **2.699**
Best Time **3:26.083** Best Speed **129.288** On **8** Gp **a**

Lap	Elapsed Time	Lap Time	Lap Speed
1	5:19.182	5:19.182	82.068
2	8:52.504	3:33.322	124.900
3	12:21.268	3:28.764	127.627
4	15:48.067	3:26.799	128.840
5	19:19.207	3:31.140	126.191
6	25:36.207	6:17.000	70.674
7	29:02.465	3:26.258	129.178
8	32:28.548	3:26.083	129.288

6 **23 Michael DUNLOP**

SBK Behind **2.731**
Best Time **3:26.115** Best Speed **129.267** On **8** Gp **a**

Lap	Elapsed Time	Lap Time	Lap Speed
1	4:00.460	4:00.460	108.936
2	7:34.257	3:33.797	124.623
3	11:01.106	3:26.849	128.809
4	14:34.101	3:32.995	125.092
5	22:04.726	7:30.625	59.127
6	25:33.684	3:28.958	127.509
7	29:00.494	3:26.810	128.833
8	32:26.609	3:26.115	129.267



ULSTER GRAND PRIX BIKE WEEK

SUPERBIKE

UGP Second Qualifying

Thursday, 12 August 2010

DETAILED RESULT

UGP Superbike First Qualifying

Qualifying Classification

Position

7 **2 Ian LOUGHER**

SBK Behind **3.005**
Best Time **3:26.389** Best Speed **129.096** On **8** Gp **a**

Lap	Elapsed Time	Lap Time	Lap Speed
1	4:34.015	4:34.015	95.596
2	8:03.339	3:29.324	127.286
3	11:32.304	3:28.965	127.504
4	14:59.334	3:27.030	128.696
5	18:27.212	3:27.878	128.171
6	22:07.714	3:40.502	120.833
7	28:20.710	6:12.996	71.432
8	31:47.099	3:26.389	129.096

8 **24 James McBRIDE**

SBK Behind **5.299**
Best Time **3:28.683** Best Speed **127.677** On **8** Gp **a**

Lap	Elapsed Time	Lap Time	Lap Speed
1	3:52.015	3:52.015	112.901
2	7:23.106	3:31.091	126.220
3	10:57.157	3:34.051	124.475
4	16:38.795	5:41.638	77.989
5	20:09.459	3:30.664	126.476
6	23:38.484	3:29.025	127.468
7	27:07.583	3:29.099	127.423
8	30:36.266	3:28.683	127.677

9 **11 Gary JOHNSON**

SBK Behind **5.858**
Best Time **3:29.242** Best Speed **127.336** On **6** Gp **a**

Lap	Elapsed Time	Lap Time	Lap Speed
1	3:54.783	3:54.783	111.570
2	7:24.801	3:30.018	126.865
3	10:55.307	3:30.506	126.571
4	24:21.064	13:25.757	33.067
5	27:51.295	3:30.231	126.737
6	31:20.537	3:29.242	127.336



UGP Superbike First Qualifying

Qualifying Classification

Position

10 **36 Michael PEARSON**

SBK Behind **6.691**
Best Time **3:30.075** Best Speed **126.831** On **7** Gp **a**

Lap	Elapsed Time	Lap Time	Lap Speed
1	3:51.688	3:51.688	113.060
2	7:22.016	3:30.328	126.678
3	10:53.854	3:31.838	125.775
4	14:31.530	3:37.676	122.402
5	21:44.915	7:13.385	61.479
6	25:19.152	3:34.237	124.367
7	28:49.227	3:30.075	126.831
8	32:25.457	3:36.230	123.220

11 **35 Mark BUCKLEY**

SBK Behind **7.009**
Best Time **3:30.393** Best Speed **126.639** On **6** Gp **a**

Lap	Elapsed Time	Lap Time	Lap Speed
1	3:55.575	3:55.575	111.195
2	7:27.694	3:32.119	125.609
3	10:59.710	3:32.016	125.670
4	14:39.467	3:39.757	121.243
5	22:08.864	7:29.397	59.288
6	25:39.257	3:30.393	126.639
7	29:10.329	3:31.072	126.232

12 **26 Stephen THOMPSON**

SBK Behind **7.516**
Best Time **3:30.900** Best Speed **126.335** On **3** Gp **a**

Lap	Elapsed Time	Lap Time	Lap Speed
1	3:51.263	3:51.263	113.268
2	7:23.192	3:31.929	125.721
3	10:54.092	3:30.900	126.335
4	14:38.044	3:43.952	118.972
5	22:34.116	7:56.072	55.966
6	26:06.820	3:32.704	125.263
7	29:38.153	3:31.333	126.076
8	34:15.658	4:37.505	96.013



ULSTER GRAND PRIX BIKE WEEK

SUPERBIKE

UGP Second Qualifying

Thursday, 12 August 2010

DETAILED RESULT

UGP Superbike First Qualifying

Qualifying Classification

Position

13 10 Steve MERCER

SBK Behind 7.525

Best Time 3:30.909 Best Speed 126.329 On 4 Gp a

Lap	Elapsed Time	Lap Time	Lap Speed
1	4:23.242	4:23.242	99.508
2	7:59.555	3:36.313	123.173
3	11:33.051	3:33.496	124.798
4	15:03.960	3:30.909	126.329
5	18:38.335	3:34.375	124.287
6	22:14.320	3:35.985	123.360
7	25:47.830	3:33.510	124.790
8	29:19.879	3:32.049	125.650

14 6 William DUNLOP

SBK Behind 7.819

Best Time 3:31.203 Best Speed 126.153 On 3 Gp a

Lap	Elapsed Time	Lap Time	Lap Speed
1	7:35.425	7:35.425	57.517
2	11:07.002	3:31.577	125.930
3	14:38.205	3:31.203	126.153
4	18:28.046	3:49.841	115.923
5	29:28.760	11:00.714	40.326
6	33:02.564	3:33.804	124.619

15 61 John WALSH

SBK Behind 8.040

Best Time 3:31.424 Best Speed 126.021 On 3 Gp a

Lap	Elapsed Time	Lap Time	Lap Speed
1	3:56.812	3:56.812	110.614
2	7:29.528	3:32.716	125.256
3	11:00.952	3:31.424	126.021
4	14:40.080	3:39.128	121.591
5	19:55.032	5:14.952	84.597
6	23:33.478	3:38.446	121.970
7	27:07.211	3:33.733	124.660
8	30:45.716	3:38.505	121.938

16 91 Dan KNEEN

SBK Behind 8.513

Best Time 3:31.897 Best Speed 125.740 On 3 Gp a

Lap	Elapsed Time	Lap Time	Lap Speed
1	3:54.691	3:54.691	111.613
2	7:28.436	3:33.745	124.653
3	11:00.333	3:31.897	125.740
4	14:35.563	3:35.230	123.793
5	18:18.143	3:42.580	119.705
6	21:53.573	3:35.430	123.678
7	25:38.812	3:45.239	118.292

UGP Superbike First Qualifying

Qualifying Classification

Position

17 79 Dan STEWART

SBK Behind 9.867

Best Time 3:33.251 Best Speed 124.942 On 8 Gp a

Lap	Elapsed Time	Lap Time	Lap Speed
1	6:51.659	6:51.659	63.632
2	10:28.978	3:37.319	122.603
3	14:03.287	3:34.309	124.325
4	17:38.222	3:34.935	123.963
5	21:13.443	3:35.221	123.798
6	24:47.747	3:34.304	124.328
7	28:24.500	3:36.753	122.923
8	31:57.751	3:33.251	124.942

18 16 John BURROWS

SBK Behind 10.168

Best Time 3:33.552 Best Speed 124.766 On 5 Gp a

Lap	Elapsed Time	Lap Time	Lap Speed
1	4:03.859	4:03.859	107.417
2	7:43.763	3:39.904	121.162
3	11:21.886	3:38.123	122.151
4	14:59.329	3:37.443	122.533
5	18:32.881	3:33.552	124.766
6	22:18.848	3:45.967	117.911

19 86 Dave JOHNSON

SBK Behind 10.816

Best Time 3:34.200 Best Speed 124.388 On 7 Gp a

Lap	Elapsed Time	Lap Time	Lap Speed
1	9:19.503	9:19.503	46.818
2	12:57.855	3:38.352	122.023
3	16:35.419	3:37.564	122.465
4	20:11.484	3:36.065	123.315
5	23:47.664	3:36.180	123.249
6	27:22.081	3:34.417	124.262
7	30:56.281	3:34.200	124.388

20 71 Davy MORGAN

SBK Behind 11.250

Best Time 3:34.634 Best Speed 124.137 On 4 Gp a

Lap	Elapsed Time	Lap Time	Lap Speed
1	5:39.774	5:39.774	77.094
2	9:17.656	3:37.882	122.286
3	12:57.271	3:39.615	121.321
4	16:31.905	3:34.634	124.137



ULSTER GRAND PRIX BIKE WEEK

SUPERBIKE

UGP Second Qualifying

Thursday, 12 August 2010

DETAILED RESULT

UGP Superbike First Qualifying

Qualifying Classification

Position

21 **33 Olie LINSDELL**

SBK Behind **11.620**

Best Time **3:35.004** Best Speed **123.923** On **4** Gp **a**

Lap	Elapsed Time	Lap Time	Lap Speed
1	5:21.316	5:21.316	81.523
2	8:59.743	3:38.427	121.981
3	12:38.802	3:39.059	121.629
4	16:13.806	3:35.004	123.923
5	19:49.010	3:35.204	123.808
6	23:24.194	3:35.184	123.819
7	27:09.120	3:44.926	118.457

22 **99 Brian McCORMACK**

SBK Behind **11.796**

Best Time **3:35.180** Best Speed **123.822** On **5** Gp **a**

Lap	Elapsed Time	Lap Time	Lap Speed
1	4:04.842	4:04.842	106.986
2	7:42.879	3:38.037	122.199
3	11:24.985	3:42.106	119.961
4	17:29.375	6:04.390	73.119
5	21:04.555	3:35.180	123.822
6	24:41.472	3:36.917	122.830
7	28:19.567	3:38.095	122.167

23 **68 Derek BRIEN**

SBK Behind **12.951**

Best Time **3:36.335** Best Speed **123.161** On **6** Gp **a**

Lap	Elapsed Time	Lap Time	Lap Speed
1	8:52.895	8:52.895	49.155
2	12:36.022	3:43.127	119.412
3	16:15.717	3:39.695	121.277
4	19:54.679	3:38.962	121.683
5	23:38.445	3:43.766	119.071
6	27:14.780	3:36.335	123.161
7	30:52.357	3:37.577	122.458

24 **58 Dave HEWSON**

SBK Behind **13.936**

Best Time **3:37.320** Best Speed **122.602** On **8** Gp **a**

Lap	Elapsed Time	Lap Time	Lap Speed
1	4:12.827	4:12.827	103.607
2	7:54.941	3:42.114	119.956
3	11:35.788	3:40.847	120.644
4	15:18.500	3:42.712	119.634
5	21:32.789	6:14.289	71.186
6	25:10.850	3:38.061	122.186
7	28:49.130	3:38.280	122.063
8	32:26.450	3:37.320	122.602

UGP Superbike First Qualifying

Qualifying Classification

Position

25 **14 Paul SHOESMITH**

SBK Behind **14.312**

Best Time **3:37.696** Best Speed **122.391** On **7** Gp **a**

Lap	Elapsed Time	Lap Time	Lap Speed
1	8:04.672	8:04.672	54.046
2	11:44.960	3:40.288	120.951
3	15:25.230	3:40.270	120.960
4	19:04.297	3:39.067	121.625
5	22:42.463	3:38.166	122.127
6	26:23.313	3:40.850	120.643
7	30:01.009	3:37.696	122.391
8	33:40.353	3:39.344	121.471

26 **54 Andrew COURTNEY**

SBK Behind **14.740**

Best Time **3:38.124** Best Speed **122.151** On **4** Gp **a**

Lap	Elapsed Time	Lap Time	Lap Speed
1	4:14.053	4:14.053	103.107
2	7:55.482	3:41.429	120.327
3	11:35.943	3:40.461	120.856
4	15:14.067	3:38.124	122.151
5	18:54.760	3:40.693	120.729
6	22:33.886	3:39.126	121.592
7	26:12.838	3:38.952	121.689

27 **31 John TATTERSALL**

SBK Behind **14.850**

Best Time **3:38.234** Best Speed **122.089** On **6** Gp **a**

Lap	Elapsed Time	Lap Time	Lap Speed
1	8:53.392	8:53.392	49.110
2	12:38.586	3:45.194	118.316
3	16:19.798	3:41.212	120.445
4	20:01.324	3:41.526	120.275
5	23:40.955	3:39.631	121.312
6	27:19.189	3:38.234	122.089
7	31:00.043	3:40.854	120.641

28 **82 Ivan SHANLEY**

SBK Behind **15.222**

Best Time **3:38.606** Best Speed **121.881** On **4** Gp **a**

Lap	Elapsed Time	Lap Time	Lap Speed
1	8:19.113	8:19.113	52.482
2	12:00.648	3:41.535	120.270
3	15:41.855	3:41.207	120.448
4	19:20.461	3:38.606	121.881
5	23:17.600	3:57.139	112.356



ULSTER GRAND PRIX BIKE WEEK

SUPERBIKE

UGP Second Qualifying

Thursday, 12 August 2010

DETAILED RESULT

UGP Superbike First Qualifying

Qualifying Classification

Position

29 39 James REDPATH

SBK Behind 15.852

Best Time 3:39.236 Best Speed 121.531 On 5 Gp a

Lap	Elapsed Time	Lap Time	Lap Speed
1	9:30.254	9:30.254	45.935
2	13:11.229	3:40.975	120.575
3	16:52.870	3:41.641	120.212
4	20:33.713	3:40.843	120.647
5	24:12.949	3:39.236	121.531
6	28:50.918	4:37.969	95.852

30 98 Paul OWEN

SBK Behind 15.954

Best Time 3:39.338 Best Speed 121.474 On 3 Gp a

Lap	Elapsed Time	Lap Time	Lap Speed
1	5:39.352	5:39.352	77.190
2	9:22.349	3:42.997	119.481
3	13:01.687	3:39.338	121.474
4	16:41.079	3:39.392	121.445
5	20:22.450	3:41.371	120.359
6	25:44.755	5:22.305	82.667
7	30:52.851	5:08.096	86.479

31 69 Dave WOOLAMS

SBK Behind 18.776

Best Time 3:42.160 Best Speed 119.931 On 5 Gp a

Lap	Elapsed Time	Lap Time	Lap Speed
1	4:23.625	4:23.625	99.363
2	8:10.032	3:46.407	117.682
3	11:54.973	3:44.941	118.449
4	15:37.777	3:42.804	119.585
5	19:19.937	3:42.160	119.931
6	23:06.622	3:46.685	117.537

32 47 Fabrice MIGUET

SBK Behind 18.822

Best Time 3:42.206 Best Speed 119.907 On 3 Gp a

Lap	Elapsed Time	Lap Time	Lap Speed
1	14:43.678	14:43.678	29.643
2	18:27.855	3:44.177	118.852
3	22:10.061	3:42.206	119.907
4	25:59.094	3:49.033	116.332
5	31:15.550	5:16.456	84.195

UGP Superbike First Qualifying

Qualifying Classification

Position

33 19 Sandor BITTER

SBK Behind 21.578

Best Time 3:44.962 Best Speed 118.438 On 3 Gp a

Lap	Elapsed Time	Lap Time	Lap Speed
1	8:08.804	8:08.804	53.589
2	11:55.464	3:46.660	117.550
3	15:40.426	3:44.962	118.438
4	21:54.822	6:14.396	71.165

34 95 Scott WILSON

SBK Behind 22.321

Best Time 3:45.705 Best Speed 118.048 On 2 Gp a

Lap	Elapsed Time	Lap Time	Lap Speed
1	12:18.948	12:18.948	35.449
2	16:04.653	3:45.705	118.048
3	19:53.126	3:48.473	116.618
4	23:40.872	3:47.746	116.990
5	27:31.345	3:50.473	115.606

35 48 Alan CONNOR

SBK Behind 22.853

Best Time 3:46.237 Best Speed 117.770 On 3 Gp a

Lap	Elapsed Time	Lap Time	Lap Speed
1	6:32.117	6:32.117	66.803
2	10:20.208	3:48.091	116.813
3	14:06.445	3:46.237	117.770
4	17:55.171	3:48.726	116.489
5	21:46.089	3:50.918	115.383
6	30:23.095	8:37.006	51.535

36 52 Paul CRANSTON

SBK Behind 24.368

Best Time 3:47.752 Best Speed 116.987 On 8 Gp a

Lap	Elapsed Time	Lap Time	Lap Speed
1	5:03.819	5:03.819	86.218
2	8:54.071	3:50.252	115.717
3	13:04.442	4:10.371	106.418
4	17:41.319	4:36.877	96.230
5	21:29.271	3:47.952	116.884
6	25:17.750	3:48.479	116.614
7	29:05.776	3:48.026	116.846
8	32:53.528	3:47.752	116.987



ULSTER GRAND PRIX BIKE WEEK

SUPERBIKE

UGP Second Qualifying

Thursday, 12 August 2010

DETAILED RESULT

UGP Superbike First Qualifying

Qualifying Classification

Position

37 51 Anthony McCOLGAN

SBK Behind 27.749

Best Time 3:51.133 Best Speed 115.275 On 4 Gp a

Lap	Elapsed Time	Lap Time	Lap Speed
1	6:00.127	6:00.127	72.737
2	9:54.150	3:54.023	113.852
3	13:45.920	3:51.770	114.959
4	17:37.053	3:51.133	115.275
5	21:30.386	3:53.333	114.189

38 64 Timmy TURTLE

SBK Behind 29.667

Best Time 3:53.051 Best Speed 114.327 On 8 Gp a

Lap	Elapsed Time	Lap Time	Lap Speed
1	4:42.656	4:42.656	92.673
2	8:44.070	4:01.414	110.366
3	12:42.119	3:58.049	111.926
4	16:35.355	3:53.236	114.236
5	20:29.790	3:54.435	113.652
6	24:24.888	3:55.098	113.331
7	28:20.106	3:55.218	113.273
8	32:13.157	3:53.051	114.327

40 93 Kevin MAXTED

SBK Behind 33.788

Best Time 3:57.172 Best Speed 112.340 On 7 Gp a

Lap	Elapsed Time	Lap Time	Lap Speed
1	4:41.033	4:41.033	93.209
2	8:41.064	4:00.031	111.002
3	12:41.994	4:00.930	110.588
4	16:40.277	3:58.283	111.816
5	20:40.315	4:00.038	110.999
6	24:40.108	3:59.793	111.112
7	28:37.280	3:57.172	112.340
8	32:34.475	3:57.195	112.329

42 75 Peter HEIJMANS

SBK Behind 37.260

Best Time 4:00.644 Best Speed 110.719 On 6 Gp a

Lap	Elapsed Time	Lap Time	Lap Speed
1	4:49.656	4:49.656	90.434
2	8:52.418	4:02.762	109.753
3	12:53.638	4:01.220	110.455
4	16:54.497	4:00.859	110.621
5	20:55.857	4:01.360	110.391
6	24:56.501	4:00.644	110.719



UGP Superbike First Qualifying

Non Qualifiers

Position

38 Graham ENGLISH

SBK Behind 32.419

Best Time 3:55.803 Best Speed 112.992 On 5 Gp a

Lap	Elapsed Time	Lap Time	Lap Speed
1	4:50.345	4:50.345	90.219
2	8:53.273	4:02.928	109.678
3	13:01.316	4:08.043	107.417
4	19:04.125	6:02.809	73.438
5	22:59.928	3:55.803	112.992
6	27:07.084	4:07.156	107.802

76 Emmett BURKE

SBK Behind 34.977

Best Time 3:58.361 Best Speed 111.780 On 3 Gp a

Lap	Elapsed Time	Lap Time	Lap Speed
1	6:14.212	6:14.212	70.000
2	10:17.872	4:03.660	109.349
3	14:16.233	3:58.361	111.780
4	18:19.144	4:02.911	109.686
5	22:21.115	4:01.971	110.112
6	26:24.164	4:03.049	109.624
7	30:29.338	4:05.174	108.674

34 Robert McCRUM

SBK Behind 46.649

Best Time 4:10.033 Best Speed 106.562 On 3 Gp a

Lap	Elapsed Time	Lap Time	Lap Speed
1	5:19.109	5:19.109	82.087
2	9:32.931	4:13.822	104.971
3	13:42.964	4:10.033	106.562
4	17:55.513	4:12.549	105.500



Speed TrapU.G.P. Superbike 2nd Practice

No.	Name	Lap 1	Lap 2	Lap 3	Lap 4	Lap 5	Lap 6	Lap 7
1	Guy MARTIN	184	189	188			186	185
2	Ian LOUGHER	179		178	179			
4	Cameron DONALD		189	189	188	188		186
5	Bruce ANSTEY	188	186	187	187		186	179
6	William DUNLOP		177					
7	Ian HUTCHINSON	190	191				191	
9	Keith AMOR	188	187			183		
10	Steve MERCER	181	183	182		180	179	179
11	Gary JOHNSON	185				169	180	
14	Paul SHOESMITH	183	181	182	182	181	178	179
16	John BURROWS				177			
19	Sandor BITTER	175				165		
21	Shaun ANDERSON			179				
23	Michael DUNLOP	186			170	184		
25	Gary MILLER	159						
26	Stephen THOMPSON		178					
31	John TATTERSALL					172		
33	Olie LINSDELL	181	182	179	178	178		
34	Robert McCURM		161	154				
35	Mark BUCKLEY	181	178		176	172	178	150
38	Graham ENGLISH	150				172		
39	James REDPATH		173			172	170	
47	Fabrice MIGUET			173		174		
48	Alan CONNOR	170	174	172	172		156	
51	Anthony McCOLGAN	170	171					
52	Paul CRANSTON	155	175		156			154
54	Andrew COURTNEY		176	174	175			
58	Dave HEWSON	174				173	173	174
61	John WALSH	182				170		
64	Timmy TURTLE	172			166	174		
69	Dave WOOLAMS		166	172	172			
71	Davy MORGAN				178			
75	Peter HEIJMANS			168	170	164		
76	Emmett BURKE	166	168	166				
79	Dan STEWART	171	172	162		171	169	
82	Ivan SHANLEY					152		
86	Dave JOHNSON		178		178	149	178	
87	Paul GARTLAND			172				
91	Dan KNEEN			175	179	177		
93	Kevin MAXTED	163		163		163	183	
95	Scott WILSON				182			
98	Paul OWEN		178	169	166	171		
99	Brian McCORMACK	186				178		

ULSTER GRAND PRIX BIKE WEEK



SUPERBIKE

Combined Qualifying

Thursday, 12 August 2010

Pos	Class	No	Name	-----Best Time / Qual Laps-----			Overall Best Time / Speed /			
				Session A	Session B		Total Qual Laps			
Qualifying Classification										
1	SBK	7	Ian HUTCHINSON	3:27.689	1	3:23.384	6	3:23.384	131.003	7
2	SBK	5	Bruce ANSTEY	3:33.713	4	3:23.971	6	3:23.971	130.626	10
3	SBK	4	Cameron DONALD	3:30.945	3	3:24.571	8	3:24.571	130.243	11
4	SBK	77	Ryan FARQUHAR	3:25.251	6	-----		3:25.251	129.812	6
5	SBK	9	Keith AMOR	3:27.049	3	3:25.494	5	3:25.494	129.658	8
6	SBK	1	Guy MARTIN	4:46.401	0	3:26.083	6	3:26.083	129.288	6
7	SBK	23	Michael DUNLOP	3:26.544	5	3:26.115	7	3:26.115	129.267	12
8	SBK	2	Ian LOUGHER	-----		3:26.389	6	3:26.389	129.096	6
9	SBK	24	James McBRIDE	3:33.124	4	3:28.683	7	3:28.683	127.677	11
10	SBK	11	Gary JOHNSON	3:34.864	3	3:29.242	5	3:29.242	127.336	8
11	SBK	36	Michael PEARSON	3:32.337	6	3:30.075	7	3:30.075	126.831	13
12	SBK	35	Mark BUCKLEY	3:41.383	5	3:30.393	6	3:30.393	126.639	11
13	SBK	13	Adrian ARCHIBALD	3:30.767	4	-----		3:30.767	126.414	4
14	SBK	26	Stephen THOMPSON	3:40.833	3	3:30.900	6	3:30.900	126.335	9
15	SBK	10	Steve MERCER	3:36.379	5	3:30.909	7	3:30.909	126.329	12
16	SBK	6	William DUNLOP	3:41.981	3	3:31.203	4	3:31.203	126.153	4
17	SBK	61	John WALSH	3:39.577	4	3:31.424	7	3:31.424	126.021	11
18	SBK	91	Dan KNEEN	3:42.823	3	3:31.897	7	3:31.897	125.740	10
19	SBK	79	Dan STEWART	-----		3:33.251	7	3:33.251	124.942	7
20	SBK	16	John BURROWS	3:52.736	2	3:33.552	5	3:33.552	124.766	7
21	SBK	86	Dave JOHNSON	3:38.356	4	3:34.200	6	3:34.200	124.388	10
22	SBK	71	Davy MORGAN	-----		3:34.634	3	3:34.634	124.137	3
23	SBK	33	Olie LINSDELL	-----		3:35.004	6	3:35.004	123.923	6
24	SBK	99	Brian McCORMACK	3:45.945	4	3:35.180	5	3:35.180	123.822	9
25	SBK	68	Derek BRIEN	3:37.823	6	3:36.335	6	3:36.335	123.161	12
26	SBK	58	Dave HEWSON	3:50.990	4	3:37.320	6	3:37.320	122.602	10
27	SBK	14	Paul SHOESMITH	3:38.214	5	3:37.696	7	3:37.696	122.391	12
28	SBK	54	Andrew COURTNEY	3:42.489	4	3:38.124	6	3:38.124	122.151	10
29	SBK	31	John TATTERSALL	3:48.357	3	3:38.234	6	3:38.234	122.089	9
30	SBK	39	James REDPATH	3:38.446	5	3:39.236	4	3:38.446	121.970	9
31	SBK	82	Ivan SHANLEY	3:46.438	4	3:38.606	4	3:38.606	121.881	8
32	SBK	98	Paul OWEN	3:40.194	4	3:39.338	4	3:39.338	121.474	8
33	SBK	52	Paul CRANSTON	3:41.258	3	3:47.752	5	3:41.258	120.420	8
34	SBK	69	Dave WOOLAMS	3:50.546	4	3:42.160	5	3:42.160	119.931	9
35	SBK	47	Fabrice MIGUET	5:27.972	0	3:42.206	3	3:42.206	119.907	3
36	SBK	19	Sandor BITTER	3:48.084	3	3:44.962	2	3:44.962	118.438	5
37	SBK	95	Scott WILSON	3:53.721	3	3:45.705	4	3:45.705	118.048	7
38	SBK	48	Alan CONNOR	3:47.821	4	3:46.237	4	3:46.237	117.770	8
39	SBK	30	Kevin STROWGER	3:46.282	3	-----		3:46.282	117.747	3
40	SBK	51	Anthony McCOLGAN	3:53.939	3	3:51.133	4	3:51.133	115.275	7
41	SBK	64	Timmy TURTLE	3:56.099	3	3:53.051	6	3:53.051	114.327	9
42	SBK	29	Victor GILMORE	3:55.569	4	-----		3:55.569	113.105	4
43	SBK	38	Graham ENGLISH	4:05.496	1	3:55.803	1	3:55.803	112.992	2
44	SBK	93	Kevin MAXTED	4:02.030	1	3:57.172	7	3:57.172	112.340	8
45	SBK	75	Peter HEIJMANS	3:58.831	1	4:00.644	2	3:58.831	111.560	3

Non Qualifiers

SBK	34	Robert McCURM	-----		4:10.033	0				0
SBK	76	Emmett BURKE	4:06.812	0	3:58.361	1				1

These Results are provisional and are subject to ratification by the Stewards of the Meeting.

Track	Dundrod	Signed		Organising Club	Dundrod & District MCC
Length(miles)	7.4011	Lap 1 (7.2763)	Chief Timekeeper		
Weather		Issued At:			
Track					



MCUI
Ulster Centre
Timing
www.elaps-timing.com



Powered by
e-Laps II
© 2008
Walter Marks