



ULSTER GRAND PRIX BIKE WEEK
Wednesday 11th – Saturday 14th August 2010

promoted by
Dundrod & District Motorcycle Club
www.ulstergrandprix.net

STRONG CONSTRUCTION
UGP SUPERSPORT



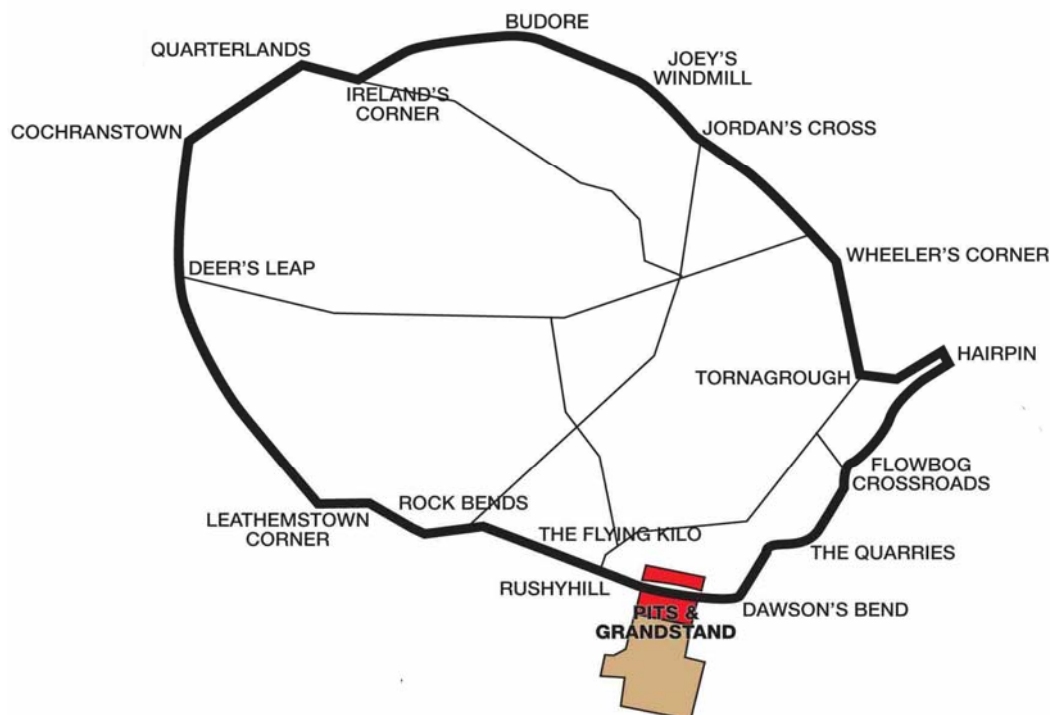
LISBURN
CITY COUNCIL



Supporters Club



The Dundrod Circuit 7.401 miles



LAP RECORDS

Class	Name	Machine	m s	mph	Year
125cc	William Dunlop	Honda	3 55.017	113.370	2009
250cc	Darran Lindsay	Honda	3 38.634	121.866	2006
400cc	Jason Griffiths	Yamaha 400	3 58.43	111.748	2003
Supertwins	Ryan Farquhar	Kawasaki 650	3 49.455	116.118	2010
Supersport	William Dunlop	Yamaha	3 28.828	127.588	2009
Superstock	Ian Hutchinson	Honda	3 24.770	130.117	2009
Superbike	Conor Cummins	Kawasaki	3 19.903	133.284	2009
Challenge 1000cc	Dave Johnson	Yamaha	3 29.643	127.092	2010
National 750cc	Michal Dokoupil	Kawasaki 600	3 39.625	121.316	2009
Classic 1000cc	Robert Holden (NZ)	750 Triumph	4 02.2	110.01	1994
Classic 500cc	Olie Linsdell	Paton	3 58.648	111.645	2010
Classic 350cc	Bill Swallow	Aermacchi	4 26.90	99.828	1999
Classic 250cc	Bob Jackson	Suzuki	4 25.9	100.20	1994

MOST WINS at the ULSTER GP

Joey Dunlop	24	1979 - 99
Phillip McCallen	14	1991 - 96
Ian Lougher	14	1998 - 09
Brian Reid	9	1983 - 92
Robert Dunlop	9	1990 - 03

MOST WINS at the DUNDROD 150

Joey Dunlop	24	1976 - 94
Bob Jackson	11	1981 - 98
Ray McCullough	10	1965 - 82
Brian Reid	8	1984 - 93
Robert Dunlop	8	1984 - 07

ALL TIME IRISH ROAD RACE WINNERS (after Dundrod 150 2010)

Most Wins at All Irish Road Race Meetings

1. Joey Dunlop	156	1971-00
2. Ryan Farquhar	147/8*	1995-10
3. Robert Dunlop	135	1980-08
4. Ray McCullough	109	1960-82
5. Phillip McCallen	109	1987-99

Most Wins at Irish National Road Race Meetings

1. Ryan Farquhar	138/9*	1995-10
2. Joey Dunlop	119	1971-00
3. Robert Dunlop	111	1980-08
4. Ray McCullough	99	1960-82
5. Phillip McCallen	84	1987-99

* pending appeal about result of the 125ccGP/Moto 450 race at Cookstown 100

ULSTER GRAND PRIX BIKE WEEK

SUPERSPORT

UGP Second Qualifying

Thursday, 12 August 2010



Qualifying Time

4:09.099


Qualifying Speed

106.961

Pos	Class	No	Name	Machine / Sponsor	Time	Best Lap Behind	Speed	On	Total Laps	Qualifying Laps
1	SSP	9	Keith AMOR	Honda - Kojak Racing	3:29.329		127.283	7	8	7
2	SSP	6	William DUNLOP	Yamaha - CD Racing	3:30.637	1.308	126.492	8	8	6
3	SSP	23	Michael DUNLOP	Yamaha - Street Sweep/Hardship Racing	3:32.015	2.686	125.670	9	9	8
4	SSP	7	Ian HUTCHINSON	Honda - Padgett s of Batley	3:32.470	3.141	125.401	4	5	4
5	SSP	4	Cameron DONALD	Suzuki - Relentless Suzuki by TAS Racing	3:32.964	3.635	125.110	8	9	6
6	SSP	5	Bruce ANSTEY	Suzuki - Relentless Suzuki by TAS Racing	3:32.991	3.662	125.094	4	6	5
7	SSP	77	Ryan FARQUHAR	Kawasaki - KMR Kawasaki	3:33.604	4.275	124.735	7	8	7
8	SSP	11	Gary JOHNSON	Yamaha - Rev2Race East Coast Construction	3:34.397	5.068	124.274	8	9	5
9	SSP	33	Olie LINSDELL	Yamaha - Team Flitwick Yamaha / SMV	3:34.686	5.357	124.107	9	9	7
10	SSP	2	Ian LOUGHER	Kawasaki - Blackhorse Kawasaki	3:35.501	6.172	123.637	8	9	6
11	SSP	1	Guy MARTIN	Honda - Wilson Craig Racing	3:36.172	6.843	123.254	5	6	4
12	SSP	24	James McBRIDE	Yamaha - Downview Finance/Pazzo Racing	3:36.842	7.513	122.873	3	8	5
13	SSP	91	Dan KNEEN	Yamaha - Marks Bloom Racing	3:37.783	8.454	122.342	9	9	7
14	SSP	36	Michael PEARSON	Kawasaki - Carryduff Forklifts	3:37.975	8.646	122.234	6	9	7
15	SSP	13	Adrian ARCHIBALD	Yamaha - AMA Racing	3:38.364	9.035	122.016	4	9	6
16	SSP	71	Davy MORGAN	Yamaha - CSC Branson Racing	3:39.662	10.333	121.295	3	4	3
17	SSP	46	David MULLIGAN	Yamaha	3:40.859	11.530	120.638	8	9	7
18	SSP	54	Andrew COURTNEY	Yamaha - Team Hardship Racing	3:40.869	11.540	120.632	9	9	6
19	SSP	14	Paul SHOESMITH	Yamaha - Speedfreak Ice Valley Racing	3:41.284	11.955	120.406	5	9	6
20	SSP	61	John WALSH	Yamaha	3:41.792	12.463	120.130	8	9	4
21	SSP	68	Derek BRIEN	Yamaha	3:41.930	12.601	120.056	8	9	7
22	SSP	41	Stephen McLVENNA	Yamaha - Moira Motorcycle Racing Club	3:42.010	12.681	120.012	9	9	7
23	SSP	82	Ivan SHANLEY	Yamaha	3:42.120	12.791	119.953	2	7	4
24	SSP	99	Brian McCORMACK	Honda - TAG Racing	3:42.885	13.556	119.541	7	8	5
25	SSP	98	Paul OWEN	Yamaha - #98 Club	3:42.900	13.571	119.533	3	7	4
26	SSP	86	Dave JOHNSON	Yamaha - Speedfreak Ice Valley Racing	3:43.162	13.833	119.393	9	9	6
27	SSP	79	Dan STEWART	Honda - Wilcock Consulting	3:43.937	14.608	118.980	8	9	6
28	SSP	29	Victor GILMORE	Honda - T Lindsay Racing	3:46.002	16.673	117.893	8	8	3
29	SSP	52	Paul CRANSTON	Honda - P & J Fuel Haulage	3:46.048	16.719	117.869	8	8	4
30	SSP	72	Seamus ELLIOTT	Yamaha	3:46.671	17.342	117.545	9	9	6
31	SSP	88	Robert WILSON	Kawasaki - RJW Racing	3:47.156	17.827	117.294	8	9	6
32	SSP	57	Glenn WALKER	Kawasaki - Henderson Racing	3:47.227	17.898	117.257	5	6	4
33	SSP	15	Alan JACKSON	Honda - W A Corless / Jackson Racing	3:47.849	18.520	116.937	9	9	6
34	SSP	25	Wayne KENNEDY	Yamaha - GB Racing	3:48.012	18.683	116.853	5	6	4
35	SSP	44	Craig GIBSON	Suzuki - Team Polaris Racing	3:48.221	18.892	116.746	2	3	2
36	SSP	58	Dave HEWSON	Kawasaki - The Other Bike Shop	3:48.900	19.571	116.400	3	3	2
37	SSP	27	James McCANN	Yamaha - Inver Tool Hire	3:49.433	20.104	116.130	8	8	7
38	SSP	48	Wayne HAMILTON	Yamaha - Track Day Tools	3:50.674	21.345	115.505	4	5	4
39	SSP	39	James REDPATH	Suzuki - Irish Bike	3:52.097	22.768	114.797	3	4	3
40	SSP	69	Dave WOOLAMS	Yamaha	3:52.648	23.319	114.525	5	6	4
41	SSP	70	Adrian McFARLAND	Yamaha	3:53.384	24.055	114.164	2	5	3
42	SSP	42	Dennis BOOTH	Yamaha	3:53.947	24.618	113.889	4	6	4
43	SSP	95	Scott WILSON	Yamaha - Diamond H Servlite	3:54.314	24.985	113.710	3	7	4
44	SSP	66	Darwyn YOUNG	Yamaha	3:56.929	27.600	112.455	3	4	3
45	SSP	18	Lee VERNON	Triumph 675	3:59.409	30.080	111.291	2	5	2
46	SSP	59	Coyles WRIGHT	Suzuki - CW Racing	3:59.542	30.213	111.229	2	3	2
47	SSP	64	Timmy TURTLE	Kawasaki - VRS Performance	4:00.153	30.824	110.946	4	8	4
48	SSP	85	Paul LENNON	Kawasaki	4:02.008	32.679	110.095	3	4	3
49	SSP	90	Maria COSTELLO	Yamaha - CSC Racing	4:03.321	33.992	109.501	4	5	4

Non Qualifiers

These Results are provisional and are subject to ratification by the Stewards of the Meeting.

Track	Dundrod	Signed	Organising Club	Dundrod & District MCC
Length(miles)	7.4011 Lap 1 (7.2763)		Qualifying Started	12:08:34.549
Weather	Cloudy	Chief Timekeeper		
Track	Dry	Issued At: 12:55:50		



MCUI
Ulster Centre
Timing
www.elaps-timing.com



Powered by
e-Laps II
© 2008
Walter Marks

ULSTER GRAND PRIX BIKE WEEK

SUPERSPORT

UGP Second Qualifying


Thursday, 12 August 2010



Qualifying Time **4:09.099** Qualifying Speed **106.961**

Pos	Class	No	Name	Machine / Sponsor	Time	Best Lap Behind	Speed	On	Total Laps	Qualifying Laps
Non Qualifiers										
	SSP	93	Kevin MAXTED	Yamaha	4:11.261	41.932	106.041	9	9	<u>0</u>
	SSP	22	Colin WILCOCK	Yamaha	4:21.248	51.919	101.987	3	3	<u>0</u>
	SSP	26	Stephen THOMPSON	Yamaha	5:22.877	1:53.548	82.520	1	1	<u>0</u>
	SSP	35	Mark BUCKLEY	Kawasaki - OTSS Racing	7:58.425	4:29.096	55.691	1	1	<u>0</u>

These Results are provisional and are subject to ratification by the Stewards of the Meeting.

Track	Dundrod	Signed		Organising Club	Dundrod & District MCC
Length(miles)	7.4011 Lap 1 (7.2763)		Chief Timekeeper	Qualifying Started	12:08:34.549
Weather	Cloudy	Issued At:	12:55:50		
Track	Dry				



MCUI
Ulster Centre
Timing
www.elaps-timing.com



Powered by
e-Laps II
© 2008
Walter Marks

ULSTER GRAND PRIX BIKE WEEK

SUPERSPORT

UGP Second Qualifying

Thursday, 12 August 2010

DETAILED RESULT



Qualifying Classification

Position

1 9 Keith AMOR

SSP Behind 1.308
Best Time **3:29.329** Best Speed **127.283** On 7 Gp a

Lap	Elapsed Time	Lap Time	Lap Speed
1	3:39.483	3:39.483	119.347
2	7:15.233	3:35.750	123.495
3	10:47.329	3:32.096	125.622
4	14:18.715	3:31.386	126.044
5	18:09.315	3:50.600	115.542
6	35:22.301	17:12.986	25.793
7	38:51.630	3:29.329	127.283
8	42:21.632	3:30.002	126.875

2 6 William DUNLOP

SSP Behind 1.308
Best Time **3:30.637** Best Speed **126.492** On 8 Gp a

Lap	Elapsed Time	Lap Time	Lap Speed
1	4:11.784	4:11.784	104.036
2	7:49.609	3:37.825	122.318
3	11:22.713	3:33.104	125.028
4	14:55.361	3:32.648	125.296
5	18:42.706	3:47.345	117.196
6	36:40.134	17:57.428	24.729
7	40:12.165	3:32.031	125.661
8	43:42.802	3:30.637	126.492

3 23 Michael DUNLOP

SSP Behind 2.686
Best Time **3:32.015** Best Speed **125.670** On 9 Gp a

Lap	Elapsed Time	Lap Time	Lap Speed
1	3:49.826	3:49.826	113.976
2	7:28.068	3:38.242	122.084
3	11:02.343	3:34.275	124.345
4	14:40.203	3:37.860	122.299
5	18:13.162	3:32.959	125.113
6	21:56.603	3:43.441	119.244
7	37:40.578	15:43.975	28.225
8	41:14.963	3:34.385	124.281
9	44:46.978	3:32.015	125.670

Qualifying Classification

Position

4 7 Ian HUTCHINSON

SSP Behind 3.141
Best Time **3:32.470** Best Speed **125.401** On 4 Gp a

Lap	Elapsed Time	Lap Time	Lap Speed
1	4:08.820	4:08.820	105.276
2	8:08.673	3:59.853	111.085
3	35:23.874	27:15.201	16.294
4	38:56.344	3:32.470	125.401
5	42:29.771	3:33.427	124.839

5 4 Cameron DONALD

SSP Behind 3.635
Best Time **3:32.964** Best Speed **125.110** On 8 Gp a

Lap	Elapsed Time	Lap Time	Lap Speed
1	4:01.408	4:01.408	108.508
2	9:45.295	5:43.887	77.479
3	13:25.196	3:39.901	121.163
4	17:06.568	3:41.372	120.358
5	20:45.640	3:39.072	121.622
6	25:04.326	4:18.686	102.997
7	35:28.893	10:24.567	42.660
8	39:01.857	3:32.964	125.110
9	42:34.922	3:33.065	125.051

6 5 Bruce ANSTEY

SSP Behind 3.662
Best Time **3:32.991** Best Speed **125.094** On 4 Gp a

Lap	Elapsed Time	Lap Time	Lap Speed
1	4:36.950	4:36.950	94.583
2	8:15.781	3:38.831	121.756
3	11:49.836	3:34.055	124.472
4	15:22.827	3:32.991	125.094
5	18:56.318	3:33.491	124.801
6	22:30.334	3:34.016	124.495

7 77 Ryan FARQUHAR

SSP Behind 4.275
Best Time **3:33.604** Best Speed **124.735** On 7 Gp a

Lap	Elapsed Time	Lap Time	Lap Speed
1	3:46.886	3:46.886	115.453
2	7:26.914	3:40.028	121.093
3	11:02.394	3:35.480	123.649
4	14:37.490	3:35.096	123.870
5	18:15.266	3:37.776	122.346
6	35:26.401	17:11.135	25.839
7	39:00.005	3:33.604	124.735
8	42:36.761	3:36.756	122.921



ULSTER GRAND PRIX BIKE WEEK

SUPERSPORT

UGP Second Qualifying

Thursday, 12 August 2010

DETAILED RESULT



Qualifying Classification

Position

8 11 Gary JOHNSON

SSP Behind 5.068

Best Time 3:34.397 Best Speed 124.274 On 8 Gp a

Lap	Elapsed Time	Lap Time	Lap Speed
1	4:13.833	4:13.833	103.197
2	7:52.550	3:38.717	121.819
3	11:30.333	3:37.783	122.342
4	15:12.808	3:42.475	119.762
5	21:56.370	6:43.562	66.022
6	26:15.477	4:19.107	102.830
7	36:03.430	9:47.953	45.316
8	39:37.827	3:34.397	124.274
9	43:43.848	4:06.021	108.300

9 33 Olie LINSDELL

SSP Behind 5.357

Best Time 3:34.686 Best Speed 124.107 On 9 Gp a

Lap	Elapsed Time	Lap Time	Lap Speed
1	4:55.968	4:55.968	88.505
2	8:39.536	3:43.568	119.176
3	12:19.599	3:40.063	121.074
4	16:03.741	3:44.142	118.871
5	19:41.483	3:37.742	122.365
6	23:41.788	4:00.305	110.876
7	35:29.561	11:47.773	37.645
8	39:04.367	3:34.806	124.037
9	42:39.053	3:34.686	124.107

10 2 Ian LOUGHER

SSP Behind 6.172

Best Time 3:35.501 Best Speed 123.637 On 8 Gp a

Lap	Elapsed Time	Lap Time	Lap Speed
1	6:13.031	6:13.031	70.221
2	9:50.893	3:37.862	122.297
3	13:27.804	3:36.911	122.834
4	17:05.018	3:37.214	122.662
5	20:42.562	3:37.544	122.476
6	24:59.642	4:17.080	103.641
7	36:29.084	11:29.442	38.646
8	40:04.585	3:35.501	123.637
9	43:40.389	3:35.804	123.464

Qualifying Classification

Position

11 1 Guy MARTIN

SSP Behind 6.843

Best Time 3:36.172 Best Speed 123.254 On 5 Gp a

Lap	Elapsed Time	Lap Time	Lap Speed
1	5:23.744	5:23.744	80.912
2	9:02.872	3:39.128	121.591
3	12:39.153	3:36.281	123.191
4	16:16.778	3:37.625	122.431
5	19:52.950	3:36.172	123.254
6	24:05.868	4:12.918	105.346

12 24 James McBRIDE

SSP Behind 7.513

Best Time 3:36.842 Best Speed 122.873 On 3 Gp a

Lap	Elapsed Time	Lap Time	Lap Speed
1	4:13.687	4:13.687	103.256
2	7:53.015	3:39.328	121.480
3	11:29.857	3:36.842	122.873
4	15:12.202	3:42.345	119.832
5	22:35.887	7:23.685	60.052
6	37:06.373	14:30.486	30.608
7	40:44.083	3:37.710	122.383
8	44:21.475	3:37.392	122.562

13 91 Dan KNEEN

SSP Behind 8.454

Best Time 3:37.783 Best Speed 122.342 On 9 Gp a

Lap	Elapsed Time	Lap Time	Lap Speed
1	3:51.956	3:51.956	112.930
2	7:34.135	3:42.179	119.921
3	11:14.825	3:40.690	120.730
4	15:03.182	3:48.357	116.677
5	18:52.649	3:49.467	116.112
6	26:17.656	7:25.007	59.873
7	35:50.648	9:32.992	46.500
8	39:31.355	3:40.707	120.721
9	43:09.138	3:37.783	122.342

ULSTER GRAND PRIX BIKE WEEK

SUPERSPORT

UGP Second Qualifying

Thursday, 12 August 2010

DETAILED RESULT



Qualifying Classification

Position

14 **36 Michael PEARSON**

SSP Behind **8.646**

Best Time **3:37.975** Best Speed **122.234** On **6** Gp **a**

Lap	Elapsed Time	Lap Time	Lap Speed
1	3:55.790	3:55.790	111.093
2	7:34.899	3:39.109	121.601
3	11:14.456	3:39.557	121.353
4	14:53.818	3:39.362	121.461
5	18:34.540	3:40.722	120.713
6	22:12.515	3:37.975	122.234
7	27:04.481	4:51.966	91.257
8	39:07.603	12:03.122	36.846
9	42:45.807	3:38.204	122.106

15 **13 Adrian ARCHIBALD**

SSP Behind **9.035**

Best Time **3:38.364** Best Speed **122.016** On **4** Gp **a**

Lap	Elapsed Time	Lap Time	Lap Speed
1	7:34.572	7:34.572	57.625
2	11:18.446	3:43.874	119.013
3	14:58.287	3:39.841	121.197
4	18:36.651	3:38.364	122.016
5	22:17.533	3:40.882	120.625
6	27:47.471	5:29.938	80.754
7	36:06.103	8:18.632	53.434
8	39:45.835	3:39.732	121.257
9	43:24.976	3:39.141	121.584

16 **71 Davy MORGAN**

SSP Behind **10.333**

Best Time **3:39.662** Best Speed **121.295** On **3** Gp **a**

Lap	Elapsed Time	Lap Time	Lap Speed
1	9:17.569	9:17.569	46.980
2	13:00.876	3:43.307	119.315
3	16:40.538	3:39.662	121.295
4	20:45.053	4:04.515	108.967

Qualifying Classification

Position

17 **46 David MULLIGAN**

SSP Behind **11.530**

Best Time **3:40.859** Best Speed **120.638** On **8** Gp **a**

Lap	Elapsed Time	Lap Time	Lap Speed
1	4:11.225	4:11.225	104.268
2	7:54.527	3:43.302	119.318
3	11:37.788	3:43.261	119.340
4	15:22.591	3:44.803	118.521
5	19:04.659	3:42.068	119.981
6	22:49.595	3:44.936	118.451
7	36:35.589	13:45.994	32.257
8	40:16.448	3:40.859	120.638
9	43:57.831	3:41.383	120.352

18 **54 Andrew COURTNEY**

SSP Behind **11.540**

Best Time **3:40.869** Best Speed **120.632** On **9** Gp **a**

Lap	Elapsed Time	Lap Time	Lap Speed
1	6:40.556	6:40.556	65.396
2	10:26.123	3:45.567	118.120
3	14:12.627	3:46.504	117.631
4	17:59.500	3:46.873	117.440
5	21:45.318	3:45.818	117.989
6	26:14.100	4:28.782	99.129
7	36:19.763	10:05.663	43.991
8	40:03.478	3:43.715	119.098
9	43:44.347	3:40.869	120.632

19 **14 Paul SHOESMITH**

SSP Behind **11.955**

Best Time **3:41.284** Best Speed **120.406** On **5** Gp **a**

Lap	Elapsed Time	Lap Time	Lap Speed
1	7:16.908	7:16.908	59.955
2	11:05.383	3:48.475	116.617
3	14:51.894	3:46.511	117.628
4	18:36.193	3:44.299	118.788
5	22:17.477	3:41.284	120.406
6	27:43.029	5:25.552	81.842
7	35:41.354	7:58.325	55.703
8	39:22.952	3:41.598	120.236
9	43:04.379	3:41.427	120.328



ULSTER GRAND PRIX BIKE WEEK

SUPERSPORT

UGP Second Qualifying

Thursday, 12 August 2010

DETAILED RESULT



Qualifying Classification

Position

20 61 John WALSH

SSP Behind 12.463

Best Time 3:41.792 Best Speed 120.130 On 8 Gp a

Lap	Elapsed Time	Lap Time	Lap Speed
1	4:16.286	4:16.286	102.209
2	8:06.426	3:50.140	115.773
3	13:06.898	5:00.472	88.674
4	18:00.797	4:53.899	90.657
5	21:45.761	3:44.964	118.437
6	26:26.306	4:40.545	94.972
7	36:01.492	9:35.186	46.322
8	39:43.284	3:41.792	120.130
9	43:41.495	3:58.211	111.850

21 68 Derek BRIEN

SSP Behind 12.601

Best Time 3:41.930 Best Speed 120.056 On 8 Gp a

Lap	Elapsed Time	Lap Time	Lap Speed
1	4:23.266	4:23.266	99.499
2	8:09.257	3:45.991	117.898
3	11:55.238	3:45.981	117.904
4	15:42.200	3:46.962	117.394
5	19:26.060	3:43.860	119.021
6	23:17.672	3:51.612	115.037
7	35:39.830	12:22.158	35.901
8	39:21.760	3:41.930	120.056
9	43:04.285	3:42.525	119.735

22 41 Stephen McILVENNA

SSP Behind 12.681

Best Time 3:42.010 Best Speed 120.012 On 9 Gp a

Lap	Elapsed Time	Lap Time	Lap Speed
1	4:02.057	4:02.057	108.217
2	7:46.338	3:44.281	118.797
3	11:29.750	3:43.412	119.259
4	15:14.133	3:44.383	118.743
5	19:02.966	3:48.833	116.434
6	26:25.543	7:22.577	60.202
7	35:40.328	9:14.785	48.026
8	39:23.967	3:43.639	119.138
9	43:05.977	3:42.010	120.012

Qualifying Classification

Position

23 82 Ivan SHANLEY

SSP Behind 12.791

Best Time 3:42.120 Best Speed 119.953 On 2 Gp a

Lap	Elapsed Time	Lap Time	Lap Speed
1	4:14.329	4:14.329	102.995
2	7:56.449	3:42.120	119.953
3	11:39.604	3:43.155	119.397
4	15:22.162	3:42.558	119.717
5	19:04.473	3:42.311	119.850
6	23:15.653	4:11.180	106.075
7	38:52.805	15:37.152	28.431

24 99 Brian McCORMACK

SSP Behind 13.556

Best Time 3:42.885 Best Speed 119.541 On 7 Gp a

Lap	Elapsed Time	Lap Time	Lap Speed
1	5:37.381	5:37.381	77.641
2	9:27.290	3:49.909	115.889
3	13:14.129	3:46.839	117.458
4	17:03.882	3:49.753	115.968
5	24:21.889	7:18.007	60.830
6	35:30.770	11:08.881	39.834
7	39:13.655	3:42.885	119.541
8	42:57.110	3:43.455	119.236

25 98 Paul OWEN

SSP Behind 13.571

Best Time 3:42.900 Best Speed 119.533 On 3 Gp a

Lap	Elapsed Time	Lap Time	Lap Speed
1	6:02.636	6:02.636	72.234
2	9:48.689	3:46.053	117.866
3	13:31.589	3:42.900	119.533
4	17:15.208	3:43.619	119.149
5	20:58.383	3:43.175	119.386
6	25:55.761	4:57.378	89.596
7	36:01.504	10:05.743	43.986



ULSTER GRAND PRIX BIKE WEEK

SUPERSPORT

UGP Second Qualifying

Thursday, 12 August 2010

DETAILED RESULT



Qualifying Classification

Position

26 86 Dave JOHNSON

SSP Behind 13.833

Best Time 3:43.162 Best Speed 119.393 On 9 Gp a

Lap	Elapsed Time	Lap Time	Lap Speed
1	7:05.427	7:05.427	61.573
2	11:00.008	3:54.581	113.581
3	14:48.509	3:48.501	116.603
4	18:35.287	3:46.778	117.489
5	22:19.318	3:44.031	118.930
6	27:43.114	5:23.796	82.286
7	35:43.687	8:00.573	55.442
8	39:27.418	3:43.731	119.089
9	43:10.580	3:43.162	119.393

27 79 Dan STEWART

SSP Behind 14.608

Best Time 3:43.937 Best Speed 118.980 On 8 Gp a

Lap	Elapsed Time	Lap Time	Lap Speed
1	6:05.212	6:05.212	71.725
2	9:50.836	3:45.624	118.090
3	13:34.830	3:43.994	118.949
4	17:19.290	3:44.460	118.702
5	21:03.856	3:44.566	118.646
6	25:54.496	4:50.640	91.673
7	36:30.244	10:35.748	41.910
8	40:14.181	3:43.937	118.980
9	43:58.121	3:43.940	118.978

28 29 Victor GILMORE

SSP Behind 16.673

Best Time 3:46.002 Best Speed 117.893 On 8 Gp a

Lap	Elapsed Time	Lap Time	Lap Speed
1	7:32.712	7:32.712	57.862
2	12:46.921	5:14.209	84.797
3	16:34.450	3:47.529	117.101
4	20:21.515	3:47.065	117.341
5	26:46.947	6:25.432	69.128
6	36:17.292	9:30.345	46.716
7	41:00.880	4:43.588	93.953
8	44:46.882	3:46.002	117.893

Qualifying Classification

Position

29 52 Paul CRANSTON

SSP Behind 16.719

Best Time 3:46.048 Best Speed 117.869 On 8 Gp a

Lap	Elapsed Time	Lap Time	Lap Speed
1	9:16.538	9:16.538	47.067
2	13:09.534	3:52.996	114.354
3	17:07.504	3:57.970	111.964
4	20:55.586	3:48.082	116.817
5	25:40.004	4:44.418	93.679
6	35:47.523	10:07.519	43.857
7	40:48.641	5:01.118	88.483
8	44:34.689	3:46.048	117.869

30 72 Seamus ELLIOTT

SSP Behind 17.342

Best Time 3:46.671 Best Speed 117.545 On 9 Gp a

Lap	Elapsed Time	Lap Time	Lap Speed
1	4:13.408	4:13.408	103.370
2	8:03.697	3:50.289	115.698
3	11:54.659	3:50.962	115.361
4	15:44.268	3:49.609	116.041
5	19:33.053	3:48.785	116.459
6	23:40.341	4:07.288	107.745
7	35:57.600	12:17.259	36.139
8	40:34.218	4:36.618	96.320
9	44:20.889	3:46.671	117.545

31 88 Robert WILSON

SSP Behind 17.827

Best Time 3:47.156 Best Speed 117.294 On 8 Gp a

Lap	Elapsed Time	Lap Time	Lap Speed
1	4:22.078	4:22.078	99.950
2	8:18.634	3:56.556	112.633
3	12:13.079	3:54.445	113.647
4	16:05.154	3:52.075	114.808
5	19:53.867	3:48.713	116.495
6	24:47.475	4:53.608	90.747
7	35:39.411	10:51.936	40.869
8	39:26.567	3:47.156	117.294
9	43:16.053	3:49.486	116.103



ULSTER GRAND PRIX BIKE WEEK

SUPERSPORT

UGP Second Qualifying

Thursday, 12 August 2010

DETAILED RESULT



Qualifying Classification

Position

32 57 Glenn WALKER

SSP Behind 17.898

Best Time 3:47.227 Best Speed 117.257 On 5 Gp a

Lap	Elapsed Time	Lap Time	Lap Speed
1	4:30.714	4:30.714	96.761
2	8:25.592	3:54.878	113.437
3	12:14.253	3:48.661	116.522
4	16:05.608	3:51.355	115.165
5	19:52.835	3:47.227	117.257
6	24:14.846	4:22.011	101.690

33 15 Alan JACKSON

SSP Behind 18.520

Best Time 3:47.849 Best Speed 116.937 On 9 Gp a

Lap	Elapsed Time	Lap Time	Lap Speed
1	5:19.666	5:19.666	81.944
2	9:18.417	3:58.751	111.597
3	13:09.619	3:51.202	115.241
4	16:59.833	3:50.214	115.736
5	20:50.230	3:50.397	115.644
6	25:53.698	5:03.468	87.798
7	35:42.628	9:48.930	45.241
8	39:31.275	3:48.647	116.529
9	43:19.124	3:47.849	116.937

34 25 Wayne KENNEDY

SSP Behind 18.683

Best Time 3:48.012 Best Speed 116.853 On 5 Gp a

Lap	Elapsed Time	Lap Time	Lap Speed
1	4:28.896	4:28.896	97.416
2	8:24.391	3:55.495	113.140
3	12:13.779	3:49.388	116.152
4	16:04.700	3:50.921	115.381
5	19:52.712	3:48.012	116.853
6	24:20.204	4:27.492	99.607

35 44 Craig GIBSON

SSP Behind 18.892

Best Time 3:48.221 Best Speed 116.746 On 2 Gp a

Lap	Elapsed Time	Lap Time	Lap Speed
1	4:16.066	4:16.066	102.297
2	8:04.287	3:48.221	116.746
3	11:56.988	3:52.701	114.499

Qualifying Classification

Position

36 58 Dave HEWSON

SSP Behind 19.571

Best Time 3:48.900 Best Speed 116.400 On 3 Gp a

Lap	Elapsed Time	Lap Time	Lap Speed
1	6:06.589	6:06.589	71.455
2	9:55.742	3:49.153	116.271
3	13:44.642	3:48.900	116.400

37 27 James McCANN

SSP Behind 20.104

Best Time 3:49.433 Best Speed 116.130 On 8 Gp a

Lap	Elapsed Time	Lap Time	Lap Speed
1	4:01.843	4:01.843	108.313
2	7:53.561	3:51.718	114.984
3	11:43.316	3:49.755	115.967
4	15:34.579	3:51.263	115.211
5	19:25.541	3:50.962	115.361
6	23:29.307	4:03.766	109.301
7	35:48.297	12:18.990	36.055
8	39:37.730	3:49.433	116.130

38 48 Wayne HAMILTON

SSP Behind 21.345

Best Time 3:50.674 Best Speed 115.505 On 4 Gp a

Lap	Elapsed Time	Lap Time	Lap Speed
1	6:56.910	6:56.910	62.831
2	10:51.837	3:54.927	113.414
3	14:43.530	3:51.693	114.997
4	18:34.204	3:50.674	115.505
5	22:30.500	3:56.296	112.757

39 39 James REDPATH

SSP Behind 22.768

Best Time 3:52.097 Best Speed 114.797 On 3 Gp a

Lap	Elapsed Time	Lap Time	Lap Speed
1	8:19.873	8:19.873	52.403
2	12:12.093	3:52.220	114.736
3	16:04.190	3:52.097	114.797
4	20:03.870	3:59.680	111.165



ULSTER GRAND PRIX BIKE WEEK

SUPERSPORT

UGP Second Qualifying

Thursday, 12 August 2010

DETAILED RESULT



Qualifying Classification

Position

40 69 Dave WOOLAMS

SSP Behind 23.319

Best Time 3:52.648 Best Speed 114.525 On 5 Gp a

Lap	Elapsed Time	Lap Time	Lap Speed
1	5:10.554	5:10.554	84.348
2	9:10.574	4:00.020	111.007
3	13:04.517	3:53.943	113.891
4	16:57.988	3:53.471	114.121
5	20:50.636	3:52.648	114.525
6	25:58.016	5:07.380	86.681

41 70 Adrian McFARLAND

SSP Behind 24.055

Best Time 3:53.384 Best Speed 114.164 On 2 Gp a

Lap	Elapsed Time	Lap Time	Lap Speed
1	4:39.650	4:39.650	93.670
2	8:33.034	3:53.384	114.164
3	12:27.755	3:54.721	113.513
4	18:00.745	5:32.990	80.014
5	21:54.887	3:54.142	113.794

42 42 Dennis BOOTH

SSP Behind 24.618

Best Time 3:53.947 Best Speed 113.889 On 4 Gp a

Lap	Elapsed Time	Lap Time	Lap Speed
1	6:17.904	6:17.904	69.316
2	10:16.798	3:58.894	111.530
3	14:14.443	3:57.645	112.117
4	18:08.390	3:53.947	113.889
5	22:03.665	3:55.275	113.246
6	28:16.345	6:12.680	71.493

43 95 Scott WILSON

SSP Behind 24.985

Best Time 3:54.314 Best Speed 113.710 On 3 Gp a

Lap	Elapsed Time	Lap Time	Lap Speed
1	4:38.976	4:38.976	93.896
2	8:36.025	3:57.049	112.399
3	12:30.339	3:54.314	113.710
4	16:25.679	3:55.340	113.215
5	20:20.570	3:54.891	113.431
6	25:07.243	4:46.673	92.942
7	36:57.650	11:50.407	37.505

Qualifying Classification

Position

44 66 Darwyn YOUNG

SSP Behind 27.600

Best Time 3:56.929 Best Speed 112.455 On 3 Gp a

Lap	Elapsed Time	Lap Time	Lap Speed
1	5:10.199	5:10.199	84.445
2	9:12.486	4:02.287	109.969
3	13:09.415	3:56.929	112.455
4	17:15.964	4:06.549	108.068

45 18 Lee VERNON

SSP Behind 30.080

Best Time 3:59.409 Best Speed 111.291 On 2 Gp a

Lap	Elapsed Time	Lap Time	Lap Speed
1	4:28.483	4:28.483	97.566
2	8:27.892	3:59.409	111.291
3	12:29.798	4:01.906	110.142
4	16:41.088	4:11.290	106.029
5	24:18.287	7:37.199	58.277

46 59 Coyles WRIGHT

SSP Behind 30.213

Best Time 3:59.542 Best Speed 111.229 On 2 Gp a

Lap	Elapsed Time	Lap Time	Lap Speed
1	4:38.560	4:38.560	94.036
2	8:38.102	3:59.542	111.229
3	12:41.210	4:03.108	109.597

47 64 Timmy TURTLE

SSP Behind 30.824

Best Time 4:00.153 Best Speed 110.946 On 4 Gp a

Lap	Elapsed Time	Lap Time	Lap Speed
1	6:21.465	6:21.465	68.669
2	10:26.056	4:04.591	108.933
3	15:05.356	4:39.300	95.395
4	19:05.509	4:00.153	110.946
5	23:11.579	4:06.070	108.278
6	36:16.963	13:05.384	33.925
7	41:01.752	4:44.789	93.557
8	45:03.000	4:01.248	110.442



ULSTER GRAND PRIX BIKE WEEK

SUPERSPORT

UGP Second Qualifying

Thursday, 12 August 2010

DETAILED RESULT



Qualifying Classification

Position

48 85 Paul LENNON

SSP Behind 32.679

Best Time 4:02.008 Best Speed 110.095 On 3 Gp a

Lap	Elapsed Time	Lap Time	Lap Speed
1	4:48.892	4:48.892	90.673
2	8:51.597	4:02.705	109.779
3	12:53.605	4:02.008	110.095
4	16:58.201	4:04.596	108.930

49 90 Maria COSTELLO

SSP Behind 33.992

Best Time 4:03.321 Best Speed 109.501 On 4 Gp a

Lap	Elapsed Time	Lap Time	Lap Speed
1	4:51.322	4:51.322	89.917
2	9:00.299	4:08.977	107.014
3	13:03.985	4:03.686	109.337
4	17:07.306	4:03.321	109.501
5	21:13.489	4:06.183	108.228

Non Qualifiers

Position

93 Kevin MAXTED

SSP Behind 41.932

Best Time 4:11.261 Best Speed 106.041 On 9 Gp a

Lap	Elapsed Time	Lap Time	Lap Speed
1	4:59.433	4:59.433	87.481
2	9:15.208	4:15.775	104.170
3	13:28.202	4:12.994	105.315
4	17:42.582	4:14.380	104.741
5	21:55.986	4:13.404	105.144
6	27:44.528	5:48.542	76.444
7	37:17.324	9:32.796	46.516
8	41:28.945	4:11.621	105.889
9	45:40.206	4:11.261	106.041

22 Colin WILCOCK

SSP Behind 51.919

Best Time 4:21.248 Best Speed 101.987 On 3 Gp a

Lap	Elapsed Time	Lap Time	Lap Speed
1	6:48.922	6:48.922	64.058
2	11:14.742	4:25.820	100.233
3	15:35.990	4:21.248	101.987

Non Qualifiers

Position

26 Stephen THOMPSON

SSP Behind 1:53.548

Best Time 5:22.877 Best Speed 82.520 On 1 Gp a

Lap	Elapsed Time	Lap Time	Lap Speed
1	5:22.877	5:22.877	81.129

35 Mark BUCKLEY

SSP Behind 4:29.096

Best Time 7:58.425 Best Speed 55.691 On 1 Gp a

Lap	Elapsed Time	Lap Time	Lap Speed
1	7:58.425	7:58.425	54.752



Speed TrapSupersport Second Practice

No.	Name	<u>Lap 1</u>	<u>Lap 2</u>	<u>Lap 3</u>	<u>Lap 4</u>	<u>Lap 5</u>	<u>Lap 6</u>
1	Guy MARTIN	166	168	167	168		
2	Ian LOUGHER	163	161	162	161	162	163
4	Cameron DONALD			164	166		
5	Bruce ANSTEY		166	167	153		
6	William DUNLOP	166	167	168			167
7	Ian HUTCHINSON	169					168
9	Keith AMOR	167	169	169		167	167
10	Steve MERCER	155	162				
11	Gary JOHNSON				149	162	160
13	Adrian ARCHIBALD		165		157		162
14	Paul SHOESMITH	164		158	162		
15	Alan JACKSON	154					162
18	Lee VERNON		157				
23	Michael DUNLOP		165	166	166	165	165
24	James McBRIDE		157				155
27	James McCANN		161	158	157	161	
29	Victor GILMORE			154	157	141	154
33	Olie LINSDELL	161	157				164
39	James REDPATH			152			
41	Stephen McILVENNA	163		159			162
46	David MULLIGAN				162	160	157
48	Wayne HAMILTON	159	159	159			
52	Paul CRANSTON					150	154
54	Andrew COURTNEY	158	157		157	160	
57	Glenn WALKER			159			
58	Dave HEWSON		155	154			
64	Timmy TURTLE	154		154	154		
68	Derek BRIEN	163	161				
69	Dave WOOLAMS	149	152	154	152		
71	Davy MORGAN			158	154		
72	Seamus ELLIOTT			158			159
77	Ryan FARQUHAR		165	162		163	169
79	Dan STEWART	151		152	150		151
85	Paul LENNON		153		151		
86	Dave JOHNSON		160	161	154		164
88	Robert WILSON		158				
90	Maria COSTELLO	160	161			166	
91	Dan KNEEN		161	163			
93	Kevin MAXTED	145			144	143	143
98	Paul OWEN	162	163	162	163		161
99	Brian McCORMACK		158				

ULSTER GRAND PRIX BIKE WEEK

SUPERSPORT

UGP Third Qualifying

Thursday, 12 August 2010



Qualifying Time

4:09.589

Qualifying Speed


106.751

Pos	Class	No	Name	Machine / Sponsor	Time	Best Lap Behind	Speed	On	Total Laps	Qualifying Laps
1	SSP	7	Ian HUTCHINSON	Honda - Padgett s of Batley	3:30.130		126.798	6	7	6
2	SSP	6	William DUNLOP	Yamaha - CD Racing	3:30.576	0.446	126.529	4	7	6
3	SSP	5	Bruce ANSTEY	Suzuki - Relentless Suzuki by TAS Racing	3:31.156	1.026	126.181	3	4	3
4	SSP	23	Michael DUNLOP	Yamaha - Street Sweep/Hardship Racing	3:31.534	1.404	125.956	6	7	6
5	SSP	11	Gary JOHNSON	Yamaha - Rev2Race East Coast Construction	3:34.426	4.296	124.257	7	7	5
6	SSP	33	Olie LINSDELL	Yamaha - Team Flitwick Yamaha / SMV	3:35.081	4.951	123.879	6	7	7
7	SSP	36	Michael PEARSON	Kawasaki - Carryduff Forklifts	3:36.165	6.035	123.258	4	8	7
8	SSP	4	Cameron DONALD	Suzuki - Relentless Suzuki by TAS Racing	3:36.709	6.579	122.948	4	6	5
9	SSP	24	James McBRIDE	Yamaha - Downview Finance/Pazzo Racing	3:36.973	6.843	122.799	3	7	6
10	SSP	61	John WALSH	Yamaha	3:40.132	10.002	121.036	4	8	7
11	SSP	99	Brian McCORMACK	Honda - TAG Racing	3:40.615	10.485	120.771	4	8	7
12	SSP	54	Andrew COURTNEY	Yamaha - Team Hardship Racing	3:41.366	11.236	120.362	3	8	7
13	SSP	41	Stephen McLVENNA	Yamaha - Moira Motorcycle Racing Club	3:41.526	11.396	120.275	6	7	7
14	SSP	14	Paul SHOESMITH	Yamaha - Speedfreak Ice Valley Racing	3:41.760	11.630	120.148	8	8	7
15	SSP	44	Craig GIBSON	Suzuki - Team Polaris Racing	3:42.517	12.387	119.739	3	7	7
16	SSP	72	Seamus ELLIOTT	Yamaha	3:42.894	12.764	119.536	6	7	7
17	SSP	98	Paul OWEN	Yamaha - #98 Club	3:43.171	13.041	119.388	5	7	6
18	SSP	52	Paul CRANSTON	Honda - P & J Fuel Haulage	3:44.459	14.329	118.703	7	8	7
19	SSP	35	Mark BUCKLEY	Kawasaki - OTSS Racing	3:45.986	15.856	117.901	3	5	4
20	SSP	29	Victor GILMORE	Yamaha - T Lindsay Racing	3:47.026	16.896	117.361	3	4	3
21	SSP	27	James McCANN	Yamaha - Inver Tool Hire	3:47.263	17.133	117.238	7	8	6
22	SSP	48	Wayne HAMILTON	Yamaha - Track Day Tools	3:47.591	17.461	117.069	2	3	2
23	SSP	15	Alan JACKSON	Honda - W A Corless / Jackson Racing	3:47.708	17.578	117.009	5	8	7
24	SSP	70	Adrian McFARLAND	Yamaha	3:48.235	18.105	116.739	2	4	3
25	SSP	88	Robert WILSON	Kawasaki - RJW Racing	3:48.756	18.626	116.473	5	8	6
26	SSP	42	Dennis BOOTH	Yamaha	3:50.455	20.325	115.615	6	7	6
27	SSP	66	Darwyn YOUNG	Yamaha	3:54.902	24.772	113.426	3	5	3
28	SSP	85	Paul LENNON	Kawasaki	3:56.679	26.549	112.574	3	5	4
29	SSP	64	Timmy TURTLE	Kawasaki - VRS Performance	4:00.116	29.986	110.963	7	8	7
30	SSP	90	Maria COSTELLO	Yamaha - CSC Racing	4:03.514	33.384	109.414	2	3	2

Non Qualifiers

SSP	93	Kevin MAXTED	Yamaha	4:11.969	41.839	105.743	6	7	0
SSP	69	Dave WOOLAMS	Yamaha	4:47.385	1:17.255	92.712	1	1	0
SSP	71	Davy MORGAN	Yamaha - CSC Branson Racing	5:26.953	1:56.823	81.492	1	2	0

These Results are provisional and are subject to ratification by the Stewards of the Meeting.

Track	Dundrod	Signed		Organising Club	Dundrod & District MCC
Length(miles)	7.4011 Lap 1 (7.2763)		Chief Timekeeper	Qualifying Started	18:44:59.571
Weather	Cloudy	Issued At:	19:21:37		
Track	Dry				



MCUI
Ulster Centre
Timing
www.elaps-timing.com



Powered by
e-Laps II
© 2008
Walter Marks

ULSTER GRAND PRIX BIKE WEEK

SUPERSPORT

UGP Third Qualifying

Thursday, 12 August 2010

DETAILED RESULT



Qualifying Classification

Position

1 **7 Ian HUTCHINSON**

SSP Behind **4.296**
Best Time **3:30.130** Best Speed **126.798** On **6** Gp **a**

Lap	Elapsed Time	Lap Time	Lap Speed
1	6:56.111	6:56.111	62.951
2	10:29.894	3:33.783	124.631
3	14:02.926	3:33.032	125.070
4	17:34.656	3:31.730	125.839
5	21:05.825	3:31.169	126.174
6	24:35.955	3:30.130	126.798
7	28:31.537	3:55.582	113.098

2 **6 William DUNLOP**

SSP Behind **0.446**
Best Time **3:30.576** Best Speed **126.529** On **4** Gp **a**

Lap	Elapsed Time	Lap Time	Lap Speed
1	3:51.076	3:51.076	113.360
2	7:22.685	3:31.609	125.911
3	10:54.513	3:31.828	125.781
4	14:25.089	3:30.576	126.529
5	18:22.312	3:57.223	112.316
6	27:13.065	8:50.753	50.200
7	30:43.921	3:30.856	126.361

3 **5 Bruce ANSTEY**

SSP Behind **1.026**
Best Time **3:31.156** Best Speed **126.181** On **3** Gp **a**

Lap	Elapsed Time	Lap Time	Lap Speed
1	10:23.645	10:23.645	42.003
2	14:03.739	3:40.094	121.057
3	17:34.895	3:31.156	126.181
4	21:15.346	3:40.451	120.861

4 **23 Michael DUNLOP**

SSP Behind **1.404**
Best Time **3:31.534** Best Speed **125.956** On **6** Gp **a**

Lap	Elapsed Time	Lap Time	Lap Speed
1	6:20.027	6:20.027	68.928
2	9:57.769	3:37.742	122.365
3	13:31.129	3:33.360	124.878
4	17:02.967	3:31.838	125.775
5	20:43.897	3:40.930	120.599
6	24:15.431	3:31.534	125.956
7	27:52.250	3:36.819	122.886

Qualifying Classification

Position

5 **11 Gary JOHNSON**

SSP Behind **4.296**
Best Time **3:34.426** Best Speed **124.257** On **7** Gp **a**

Lap	Elapsed Time	Lap Time	Lap Speed
1	5:46.574	5:46.574	75.582
2	9:23.986	3:37.412	122.551
3	12:59.673	3:35.687	123.531
4	16:34.763	3:35.090	123.874
5	20:17.309	3:42.546	119.723
6	26:35.144	6:17.835	70.517
7	30:09.570	3:34.426	124.257

6 **33 Olie LINSDELL**

SSP Behind **4.951**
Best Time **3:35.081** Best Speed **123.879** On **6** Gp **a**

Lap	Elapsed Time	Lap Time	Lap Speed
1	3:48.201	3:48.201	114.788
2	7:25.150	3:36.949	122.812
3	11:01.343	3:36.193	123.242
4	14:39.929	3:38.586	121.892
5	18:15.569	3:35.640	123.558
6	21:50.650	3:35.081	123.879
7	25:52.126	4:01.476	110.338

7 **36 Michael PEARSON**

SSP Behind **6.035**
Best Time **3:36.165** Best Speed **123.258** On **4** Gp **a**

Lap	Elapsed Time	Lap Time	Lap Speed
1	4:08.702	4:08.702	105.326
2	7:46.401	3:37.699	122.389
3	11:23.620	3:37.219	122.659
4	14:59.785	3:36.165	123.258
5	18:37.734	3:37.949	122.249
6	22:14.834	3:37.100	122.727
7	25:52.617	3:37.783	122.342
8	36:01.128	10:08.511	43.786

8 **4 Cameron DONALD**

SSP Behind **6.579**
Best Time **3:36.709** Best Speed **122.948** On **4** Gp **a**

Lap	Elapsed Time	Lap Time	Lap Speed
1	12:04.105	12:04.105	36.175
2	15:44.943	3:40.838	120.649
3	19:22.815	3:37.872	122.292
4	22:59.524	3:36.709	122.948
5	26:38.280	3:38.756	121.798
6	30:20.583	3:42.303	119.854



ULSTER GRAND PRIX BIKE WEEK

SUPERSPORT

UGP Third Qualifying

Thursday, 12 August 2010

DETAILED RESULT



Qualifying Classification

Position

9 24 James McBRIDE

SSP Behind 6.843

Best Time 3:36.973 Best Speed 122.799 On 3 Gp a

Lap	Elapsed Time	Lap Time	Lap Speed
1	4:10.260	4:10.260	104.670
2	7:49.021	3:38.761	121.795
3	11:25.994	3:36.973	122.799
4	15:04.424	3:38.430	121.979
5	18:42.308	3:37.884	122.285
6	22:20.282	3:37.974	122.235
7	26:05.805	3:45.523	118.143

10 61 John WALSH

SSP Behind 10.002

Best Time 3:40.132 Best Speed 121.036 On 4 Gp a

Lap	Elapsed Time	Lap Time	Lap Speed
1	4:30.521	4:30.521	96.830
2	8:12.491	3:41.970	120.034
3	11:55.568	3:43.077	119.438
4	15:35.700	3:40.132	121.036
5	19:17.448	3:41.748	120.154
6	22:57.620	3:40.172	121.014
7	26:38.696	3:41.076	120.519
8	30:20.784	3:42.088	119.970

11 99 Brian McCORMACK

SSP Behind 10.485

Best Time 3:40.615 Best Speed 120.771 On 4 Gp a

Lap	Elapsed Time	Lap Time	Lap Speed
1	3:55.385	3:55.385	111.284
2	7:39.730	3:44.345	118.763
3	11:24.829	3:45.099	118.366
4	15:05.444	3:40.615	120.771
5	18:46.193	3:40.749	120.698
6	22:35.732	3:49.539	116.076
7	29:14.012	6:38.280	66.898
8	32:55.806	3:41.794	120.129

Qualifying Classification

Position

12 54 Andrew COURTNEY

SSP Behind 11.236

Best Time 3:41.366 Best Speed 120.362 On 3 Gp a

Lap	Elapsed Time	Lap Time	Lap Speed
1	4:47.031	4:47.031	91.261
2	8:28.763	3:41.732	120.163
3	12:10.129	3:41.366	120.362
4	15:53.108	3:42.979	119.491
5	19:34.626	3:41.518	120.279
6	23:17.542	3:42.916	119.525
7	26:59.108	3:41.566	120.253
8	30:42.016	3:42.908	119.529

13 41 Stephen McILVENNA

SSP Behind 11.396

Best Time 3:41.526 Best Speed 120.275 On 6 Gp a

Lap	Elapsed Time	Lap Time	Lap Speed
1	4:06.019	4:06.019	106.474
2	7:50.676	3:44.657	118.598
3	11:32.931	3:42.255	119.880
4	15:16.650	3:43.719	119.096
5	18:59.971	3:43.321	119.308
6	22:41.497	3:41.526	120.275
7	26:35.571	3:54.074	113.827

14 14 Paul SHOESMITH

SSP Behind 11.630

Best Time 3:41.760 Best Speed 120.148 On 8 Gp a

Lap	Elapsed Time	Lap Time	Lap Speed
1	5:31.071	5:31.071	79.121
2	9:19.597	3:48.526	116.590
3	13:04.929	3:45.332	118.243
4	16:48.660	3:43.731	119.089
5	20:31.096	3:42.436	119.783
6	24:13.409	3:42.313	119.849
7	27:55.738	3:42.329	119.840
8	31:37.498	3:41.760	120.148



ULSTER GRAND PRIX BIKE WEEK

SUPERSPORT

UGP Third Qualifying

Thursday, 12 August 2010

DETAILED RESULT



Qualifying Classification

Position

15 44 Craig GIBSON

SSP Behind 12.387

Best Time 3:42.517 Best Speed 119.739 On 3 Gp a

Lap	Elapsed Time	Lap Time	Lap Speed
1	4:06.497	4:06.497	106.268
2	7:51.460	3:44.963	118.437
3	11:33.977	3:42.517	119.739
4	15:16.817	3:42.840	119.565
5	18:59.591	3:42.774	119.601
6	22:42.337	3:42.746	119.616
7	26:35.920	3:53.583	114.066

16 72 Seamus ELLIOTT

SSP Behind 12.764

Best Time 3:42.894 Best Speed 119.536 On 6 Gp a

Lap	Elapsed Time	Lap Time	Lap Speed
1	3:55.239	3:55.239	111.353
2	7:44.632	3:49.393	116.150
3	11:30.967	3:46.335	117.719
4	15:16.488	3:45.521	118.144
5	19:00.828	3:44.340	118.766
6	22:43.722	3:42.894	119.536
7	26:34.651	3:50.929	115.377

17 98 Paul OWEN

SSP Behind 13.041

Best Time 3:43.171 Best Speed 119.388 On 5 Gp a

Lap	Elapsed Time	Lap Time	Lap Speed
1	6:16.996	6:16.996	69.483
2	10:03.019	3:46.023	117.882
3	13:48.675	3:45.656	118.073
4	17:33.422	3:44.747	118.551
5	21:16.593	3:43.171	119.388
6	25:00.663	3:44.070	118.909
7	28:47.783	3:47.120	117.312

18 52 Paul CRANSTON

SSP Behind 14.329

Best Time 3:44.459 Best Speed 118.703 On 7 Gp a

Lap	Elapsed Time	Lap Time	Lap Speed
1	4:46.702	4:46.702	91.366
2	8:33.270	3:46.568	117.598
3	12:19.418	3:46.148	117.816
4	16:05.950	3:46.532	117.617
5	19:52.614	3:46.664	117.548
6	23:37.903	3:45.289	118.266
7	27:22.362	3:44.459	118.703
8	31:07.147	3:44.785	118.531

Qualifying Classification

Position

19 35 Mark BUCKLEY

SSP Behind 15.856

Best Time 3:45.986 Best Speed 117.901 On 3 Gp a

Lap	Elapsed Time	Lap Time	Lap Speed
1	4:17.932	4:17.932	101.557
2	8:05.406	3:47.474	117.130
3	11:51.392	3:45.986	117.901
4	15:37.604	3:46.212	117.783
5	19:31.743	3:54.139	113.795

20 29 Victor GILMORE

SSP Behind 16.896

Best Time 3:47.026 Best Speed 117.361 On 3 Gp a

Lap	Elapsed Time	Lap Time	Lap Speed
1	4:32.083	4:32.083	96.275
2	8:19.854	3:47.771	116.977
3	12:06.880	3:47.026	117.361
4	16:07.048	4:00.168	110.939

21 27 James McCANN

SSP Behind 17.133

Best Time 3:47.263 Best Speed 117.238 On 7 Gp a

Lap	Elapsed Time	Lap Time	Lap Speed
1	6:02.446	6:02.446	72.272
2	9:50.666	3:48.220	116.747
3	13:40.280	3:49.614	116.038
4	17:30.852	3:50.572	115.556
5	21:18.941	3:48.089	116.814
6	25:07.819	3:48.878	116.411
7	28:55.082	3:47.263	117.238
8	35:40.147	6:45.065	65.777

22 48 Wayne HAMILTON

SSP Behind 17.461

Best Time 3:47.591 Best Speed 117.069 On 2 Gp a

Lap	Elapsed Time	Lap Time	Lap Speed
1	4:37.052	4:37.052	94.548
2	8:24.643	3:47.591	117.069
3	12:15.570	3:50.927	115.378



MCUI
Ulster Centre
Timing
www.elaps-timing.com



Powered by
e-Laps II
© 2008
Walter Marks

ULSTER GRAND PRIX BIKE WEEK

SUPERSPORT

UGP Third Qualifying

Thursday, 12 August 2010

DETAILED RESULT



Qualifying Classification

Position

23 15 Alan JACKSON

SSP Behind 17.578

Best Time 3:47.708 Best Speed 117.009 On 5 Gp a

Lap	Elapsed Time	Lap Time	Lap Speed
1	5:00.663	5:00.663	87.123
2	8:51.212	3:50.549	115.567
3	12:41.093	3:49.881	115.903
4	16:29.387	3:48.294	116.709
5	20:17.095	3:47.708	117.009
6	24:05.498	3:48.403	116.653
7	27:55.630	3:50.132	115.777
8	31:59.117	4:03.487	109.427

24 70 Adrian McFARLAND

SSP Behind 18.105

Best Time 3:48.235 Best Speed 116.739 On 2 Gp a

Lap	Elapsed Time	Lap Time	Lap Speed
1	4:19.734	4:19.734	100.852
2	8:07.969	3:48.235	116.739
3	11:57.227	3:49.258	116.218
4	15:50.898	3:53.671	114.023

25 88 Robert WILSON

SSP Behind 18.626

Best Time 3:48.756 Best Speed 116.473 On 5 Gp a

Lap	Elapsed Time	Lap Time	Lap Speed
1	4:21.050	4:21.050	100.344
2	8:11.676	3:50.626	115.529
3	12:02.597	3:50.921	115.381
4	15:51.497	3:48.900	116.400
5	19:40.253	3:48.756	116.473
6	23:30.998	3:50.745	115.469
7	29:18.300	5:47.302	76.717
8	33:11.886	3:53.586	114.065

26 42 Dennis BOOTH

SSP Behind 20.325

Best Time 3:50.455 Best Speed 115.615 On 6 Gp a

Lap	Elapsed Time	Lap Time	Lap Speed
1	4:52.898	4:52.898	89.433
2	8:51.190	3:58.292	111.812
3	12:45.173	3:53.983	113.871
4	16:37.956	3:52.783	114.458
5	20:30.052	3:52.096	114.797
6	24:20.507	3:50.455	115.615
7	28:15.380	3:54.873	113.440

Qualifying Classification

Position

27 66 Darwyn YOUNG

SSP Behind 24.772

Best Time 3:54.902 Best Speed 113.426 On 3 Gp a

Lap	Elapsed Time	Lap Time	Lap Speed
1	4:12.516	4:12.516	103.735
2	8:07.626	3:55.110	113.326
3	12:02.528	3:54.902	113.426
4	16:07.996	4:05.468	108.544
5	26:25.515	10:17.519	43.147

28 85 Paul LENNON

SSP Behind 26.549

Best Time 3:56.679 Best Speed 112.574 On 3 Gp a

Lap	Elapsed Time	Lap Time	Lap Speed
1	4:10.222	4:10.222	104.686
2	8:07.297	3:57.075	112.386
3	12:03.976	3:56.679	112.574
4	16:02.125	3:58.149	111.879
5	19:58.982	3:56.857	112.490

29 64 Timmy TURTLE

SSP Behind 29.986

Best Time 4:00.116 Best Speed 110.963 On 7 Gp a

Lap	Elapsed Time	Lap Time	Lap Speed
1	5:00.447	5:00.447	87.186
2	9:04.180	4:03.733	109.316
3	13:06.763	4:02.583	109.834
4	17:07.169	4:00.406	110.829
5	21:09.314	4:02.145	110.033
6	25:09.891	4:00.577	110.750
7	29:10.007	4:00.116	110.963
8	33:11.319	4:01.312	110.413

30 90 Maria COSTELLO

SSP Behind 33.384

Best Time 4:03.514 Best Speed 109.414 On 2 Gp a

Lap	Elapsed Time	Lap Time	Lap Speed
1	4:36.952	4:36.952	94.582
2	8:40.466	4:03.514	109.414
3	12:45.891	4:05.425	108.563

Non Qualifiers

Position



ULSTER GRAND PRIX BIKE WEEK

SUPERSPORT

UGP Third Qualifying

Thursday, 12 August 2010

DETAILED RESULT



Non Qualifiers

Position

93 Kevin MAXTED

SSP Behind **41.839**

Best Time **4:11.969** Best Speed **105.743** On **6** Gp **a**

Lap	Elapsed Time	Lap Time	Lap Speed
1	6:39.240	6:39.240	65.611
2	10:56.869	4:17.629	103.420
3	15:10.873	4:14.004	104.896
4	19:24.576	4:13.703	105.020
5	23:36.952	4:12.376	105.572
6	27:48.921	4:11.969	105.743
7	32:02.090	4:13.169	105.242

69 Dave WOOLAMS

SSP Behind **1:17.255**

Best Time **4:47.385** Best Speed **92.712** On **1** Gp **a**

Lap	Elapsed Time	Lap Time	Lap Speed
1	4:47.385	4:47.385	91.148

71 Davy MORGAN

SSP Behind **1:56.823**

Best Time **5:26.953** Best Speed **81.492** On **1** Gp **a**

Lap	Elapsed Time	Lap Time	Lap Speed
1	5:26.953	5:26.953	80.118
2	17:35.814	12:08.861	36.556

Speed TrapU.G.P. Supersport 3rd Practice

<u>No.</u>	<u>Name</u>	<u>Lap 1</u>	<u>Lap 2</u>	<u>Lap 3</u>	<u>Lap 4</u>	<u>Lap 5</u>	<u>Lap 6</u>	<u>Lap 7</u>
4	Cameron DONALD				163	162	164	
5	Bruce ANSTEY		165		164			
6	William DUNLOP	166	165				165	
7	Ian HUTCHINSON	162	165		167		166	
10	Steve MERCER			159				
11	Gary JOHNSON	161	162	159	162		162	
14	Paul SHOESMITH	160		160	159		150	
15	Alan JACKSON	149			160	160	156	
23	Michael DUNLOP	164	162	162			167	
24	James McBRIDE	157	158				151	
27	James McCANN	158	159	159		152	155	158
29	Victor GILMORE		157	153				
33	Olie LINSDELL	165	161	159	157	163	153	
35	Mark BUCKLEY	162	156	160	161			
36	Michael PEARSON		156		155		154	
41	Stephen McILVENNA	156		162				
44	Craig GIBSON		158		159	160		
46	David MULLIGAN						155	
48	Wayne HAMILTON	154	160					
52	Paul CRANSTON	151	153	148	151	152	152	
54	Andrew COURTNEY				150	153	155	
61	John WALSH	163						
64	Timmy TURTLE		161	145		159		160
66	Darwyn YOUNG	151					155	
71	Davy MORGAN			135				
72	Seamus ELLIOTT			157			151	
88	Robert WILSON	151	160	154	155	153		159
90	Maria COSTELLO		153					
93	Kevin MAXTED	133			145			
98	Paul OWEN	161		158	157	160	157	
99	Brian McCORMACK					157		156

ULSTER GRAND PRIX BIKE WEEK




SUPERSPORT

Combined Qualifying

Thursday, 12 August 2010

Pos	Class	No	Name	-----Best Time / Qual Laps-----		Overall Best Time / Speed / Total Qual Laps
				Session A	Session B	
1	SSP	9	Keith AMOR	3:29.329	7	3:29.329 127.283 7
2	SSP	7	Ian HUTCHINSON	3:32.470	4	3:30.130 126.798 10
3	SSP	6	William DUNLOP	3:30.637	6	3:30.576 126.529 12
4	SSP	5	Bruce ANSTEY	3:32.991	5	3:31.156 126.181 8
5	SSP	23	Michael DUNLOP	3:32.015	8	3:31.534 125.956 14
6	SSP	4	Cameron DONALD	3:32.964	6	3:32.964 125.110 11
7	SSP	77	Ryan FARQUHAR	3:33.604	7	3:33.604 124.735 7
8	SSP	11	Gary JOHNSON	3:34.397	5	3:34.397 124.274 10
9	SSP	33	Olie LINSDELL	3:34.686	7	3:34.686 124.107 14
10	SSP	2	Ian LOUGHER	3:35.501	6	3:35.501 123.637 6
11	SSP	36	Michael PEARSON	3:37.975	7	3:36.165 123.258 14
12	SSP	1	Guy MARTIN	3:36.172	4	3:36.172 123.254 4
13	SSP	24	James McBRIDE	3:36.842	5	3:36.842 122.873 11
14	SSP	91	Dan KNEEN	3:37.783	7	3:37.783 122.342 7
15	SSP	13	Adrian ARCHIBALD	3:38.364	6	3:38.364 122.016 6
16	SSP	71	Davy MORGAN	3:39.662	3	3:39.662 121.295 3
17	SSP	61	John WALSH	3:41.792	4	3:40.132 121.036 11
18	SSP	99	Brian McCORMACK	3:42.885	5	3:40.615 120.771 12
19	SSP	46	David MULLIGAN	3:40.859	7	3:40.859 120.638 7
20	SSP	54	Andrew COURTNEY	3:40.869	6	3:40.869 120.632 13
21	SSP	14	Paul SHOESMITH	3:41.284	6	3:41.284 120.406 13
22	SSP	41	Stephen McILVENNA	3:42.010	7	3:41.526 120.275 14
23	SSP	68	Derek BRIEN	3:41.930	7	3:41.930 120.056 7
24	SSP	82	Ivan SHANLEY	3:42.120	4	3:42.120 119.953 4
25	SSP	44	Craig GIBSON	3:48.221	2	3:42.517 119.739 9
26	SSP	72	Seamus ELLIOTT	3:46.671	6	3:42.894 119.536 13
27	SSP	98	Paul OWEN	3:42.900	4	3:42.900 119.533 10
28	SSP	86	Dave JOHNSON	3:43.162	6	3:43.162 119.393 6
29	SSP	79	Dan STEWART	3:43.937	6	3:43.937 118.980 6
30	SSP	52	Paul CRANSTON	3:46.048	4	3:44.459 118.703 11
31	SSP	35	Mark BUCKLEY	7:58.425	0	3:45.986 117.901 4
32	SSP	29	Victor GILMORE	3:46.002	3	3:46.002 117.893 6
33	SSP	88	Robert WILSON	3:47.156	6	3:47.156 117.294 12
34	SSP	57	Glenn WALKER	3:47.227	4	3:47.227 117.257 4
35	SSP	27	James McCANN	3:49.433	7	3:47.263 117.238 13
36	SSP	48	Wayne HAMILTON	3:50.674	4	3:47.591 117.069 6
37	SSP	15	Alan JACKSON	3:47.849	6	3:47.708 117.009 13
38	SSP	25	Wayne KENNEDY	3:48.012	4	3:48.012 116.853 4
39	SSP	70	Adrian McFARLAND	3:53.384	3	3:48.235 116.739 6
40	SSP	58	Dave HEWSON	3:48.900	2	3:48.900 116.400 2
41	SSP	42	Dennis BOOTH	3:53.947	4	3:50.455 115.615 10
42	SSP	39	James REDPATH	3:52.097	3	3:52.097 114.797 3
43	SSP	69	Dave WOOLAMS	3:52.648	4	4:47.385 114.525 4
44	SSP	95	Scott WILSON	3:54.314	4	3:54.314 113.710 4
45	SSP	66	Darwyn YOUNG	3:56.929	3	3:54.902 113.426 6
46	SSP	85	Paul LENNON	4:02.008	3	3:56.679 112.574 7
47	SSP	18	Lee VERNON	3:59.409	2	3:59.409 111.291 2
48	SSP	59	Coyles WRIGHT	3:59.542	2	3:59.542 111.229 2

These Results are provisional and are subject to ratification by the Stewards of the Meeting.

Track	Dundrod	Signed	Organising Club	Dundrod & District MCC
Length(miles)	7.4011	Lap 1 (7.2763)	 Chief Timekeeper	
Weather				
Track		Issued At:		



MCUI
Ulster Centre
Timing
www.elaps-timing.com



Powered by
e-Laps II
© 2008
Walter Marks

ULSTER GRAND PRIX BIKE WEEK



SUPERSPORT

Combined Qualifying

Thursday, 12 August 2010


Qualifying Classification

49	SSP	64	Timmy TURTLE	4:00.153	4	4:00.116	7	4:00.116	110.963	11
50	SSP	90	Maria COSTELLO	4:03.321	4	4:03.514	2	4:03.321	109.501	6

Non Qualifiers

SSP	93	Kevin MAXTED	4:11.261	0	4:11.969	0				0
SSP	22	Colin WILCOCK	4:21.248	0	-----					0
SSP	26	Stephen THOMPSON	5:22.877	0	-----					0

These Results are provisional and are subject to ratification by the Stewards of the Meeting.

Track	Dundrod	Signed		Organising Club	Dundrod & District MCC
Length(miles)	7.4011 Lap 1 (7.2763)		Chief Timekeeper		
Weather		Issued At:			
Track					



ULSTER GRAND PRIX BIKE WEEK

SUPERSPORT

Race 2 - Strong Construction UGP Supersport

Saturday, 14 August 2010



Pos	Class	No	Name	Machine / Sponsor	Gp	Laps	Total Time	Behind	Speed	-----Best Lap-----		
										Time	Speed	On
1	SSP	7	Ian HUTCHINSON	Honda - Padgett s of Batley	a	6	20:59.437		126.576	3:27.641	128.317	6
2	SSP	9	Keith AMOR	Honda - Kojak Racing	a	6	20:59.613	0.176	126.558	3:27.298	128.530	6
3	SSP	23	Michael DUNLOP	Yamaha - Street Sweep/Hardship Racing	a	6	20:59.861	0.424	126.533	3:27.187	128.599	6
4	SSP	1	Guy MARTIN	Honda - Wilson Craig Racing	a	6	21:08.852	9.415	125.637	3:30.144	126.789	2
5	SSP	5	Bruce ANSTEY	Suzuki - Relentless Suzuki by TAS Racing	a	6	21:19.282	19.845	124.612	3:31.566	125.937	6
6	SSP	77	Ryan FARQUHAR	Kawasaki - KMR Kawasaki	a	6	21:19.477	20.040	124.593	3:32.175	125.575	5
7	SSP	91	Dan KNEEN	Yamaha - Marks Bloom Racing	a	6	21:27.076	27.639	123.858	3:32.789	125.213	5
8	SSP	36	Michael PEARSON	Kawasaki - Carryduff Forklifts	a	6	21:34.290	34.853	123.168	3:34.084	124.456	3
9	SSP	33	Olie LINSDELL	Yamaha - Team Flitwick Yamaha / SMV	a	6	21:34.390	34.953	123.158	3:33.213	124.964	3
10	SSP	24	James McBRIDE	Yamaha - Downview Finance/Pazzo Racing	a	6	21:42.887	43.450	122.355	3:33.990	124.510	3
11	SSP	35	Mark BUCKLEY	Kawasaki - OTSS Racing	b	6	21:52.190	52.753	121.487	3:36.994	122.787	2
12	SSP	54	Andrew COURTNEY	Yamaha - Team Hardship Racing	b	6	21:55.842	56.405	121.150	3:37.327	122.598	6
13	SSP	46	David MULLIGAN	Yamaha	b	6	21:58.287	58.850	120.925	3:38.021	122.208	2
14	SSP	14	Paul SHOESMITH	Yamaha - Speedfreak Ice Valley Racing	b	6	22:04.771	1:05.334	120.334	3:38.855	121.743	4
15	SSP	79	Dan STEWART	Honda - Wilcock Consulting	b	6	22:04.913	1:05.476	120.321	3:39.251	121.523	5
16	SSP	98	Paul OWEN	Yamaha - #98 Club	b	6	22:05.098	1:05.661	120.304	3:38.983	121.671	3
17	SSP	72	Seamus ELLIOTT	Yamaha	b	6	22:09.315	1:09.878	119.922	3:39.468	121.402	4
18	SSP	68	Derek BRIEN	Yamaha	b	6	22:09.642	1:10.205	119.893	3:39.158	121.574	2
19	SSP	44	Craig GIBSON	Suzuki - Team Polaris Racing	b	6	22:09.915	1:10.478	119.868	3:39.521	121.373	4
20	SSP	99	Brian McCORMACK	Honda - TAG Racing	a	6	22:10.083	1:10.646	119.853	3:39.962	121.130	6
21	SSP	41	Stephen McILVENNA	Yamaha - Moira Motorcycle Racing Club	b	6	22:10.277	1:10.840	119.836	3:38.272	122.068	3
22	SSP	61	John WALSH	Yamaha	a	6	22:10.520	1:11.083	119.814	3:40.030	121.092	6
23	SSP	29	Victor GILMORE	Honda - T Lindsay Racing	b	6	22:22.574	1:23.137	118.738	3:41.407	120.339	3
24	SSP	52	Paul CRANSTON	Honda - P & J Fuel Haulage	b	6	22:23.097	1:23.660	118.692	3:42.013	120.011	4
25	SSP	57	Glenn WALKER	Kawasaki - Henderson Racing	b	6	22:30.719	1:31.282	118.022	3:42.701	119.640	5
26	SSP	25	Wayne KENNEDY	Yamaha - GB Racing	c	6	22:31.574	1:32.137	117.947	3:43.519	119.202	2
27	SSP	88	Robert WILSON	Kawasaki - RJW Racing	b	6	22:50.285	1:50.848	116.337	3:46.593	117.585	3
28	SSP	27	James McCANN	Yamaha - Inver Tool Hire	b	6	22:54.221	1:54.784	116.004	3:47.012	117.368	4
29	SSP	42	Dennis BOOTH	Yamaha	c	6	23:07.759	2:08.322	114.872	3:49.589	116.051	5
30	SSP	95	Scott WILSON	Yamaha - Diamond H Servlite	c	6	23:07.970	2:08.533	114.854	3:49.566	116.062	3
31	SSP	69	Dave WOOLAMS	Yamaha	c	6	23:26.108	2:26.671	113.373	3:50.969	115.357	5
32	SSP	64	Timmy TURTLE	Kawasaki - VRS Performance	c	6	23:31.356	2:31.919	112.951	3:52.464	114.615	5
33	SSP	66	Darwyn YOUNG	Yamaha	c	6	23:41.457	2:42.020	112.149	3:53.199	114.254	4
34	SSP	90	Maria COSTELLO	Yamaha - CSC Racing	c	6	23:41.550	2:42.113	112.141	3:54.877	113.438	6


Fastest Lap / New Lap Record 128.599 mph (Previously 127.588 mph)

SSP	23	Michael DUNLOP	Yamaha - Street Sweep/Hardship Racing	a						3:27.187	128.599	6
-----	----	----------------	---------------------------------------	---	--	--	--	--	--	----------	---------	---

Not Classified

DNF	SSP	11	Gary JOHNSON	Yamaha - Rev2Race East Coast	a	5	17:37.644	1 Lap	125.534	3:30.194	126.759	3
DNF	SSP	4	Cameron DONALD	Suzuki - Relentless Suzuki by TAS Racing	a	5	17:47.223	9.579	124.407	3:31.388	126.043	5
DNF	SSP	82	Ivan SHANLEY	Yamaha	b	5	18:25.409	47.765	120.110	3:39.907	121.160	2
DNF	SSP	70	Adrian McFARLAND	Yamaha	c	5	18:51.597	1:13.953	117.330	3:44.350	118.761	2
DNF	SSP	18	Lee VERNON	Triumph 675	c	3	12:00.747	3 Laps	110.278	3:57.399	112.233	2
DNF	SSP	93	Kevin MAXTED	Yamaha	c	3	12:11.926	11.179	108.594	4:01.832	110.175	2
DNF	SSP	6	William DUNLOP	Yamaha - CD Racing	a	2	7:24.369	4 Laps	118.907	3:50.007	115.840	2
DNF	SSP	13	Adrian ARCHIBALD	Yamaha - AMA Racing	a	2	8:11.852	47.483	107.428	3:45.833	117.981	2
DNF	SSP	2	Ian LOUGHER	Kawasaki - Blackhorse Kawasaki	a	1	3:38.670	5 Laps	119.791	3:38.670	119.791	1
DNF	SSP	71	Davy MORGAN	Yamaha - CSC Branson Racing	a	1	3:48.680	10.010	114.547	3:48.680	114.547	1
DNF	SSP	48	Wayne HAMILTON	Yamaha - Track Day Tools	b	1	4:00.284	21.614	109.015	4:00.284	109.015	1

These Results are provisional and are subject to ratification by the Stewards of the Meeting.

Track	Dundrod	Signed		Organising Club	Dundrod & District MCC
Length(miles)	7.4011 Lap 1 (7.2763)		Chief Timekeeper	Warmup Started	
Weather	Sunny			Race Started	12:39:31.086
Track	Dry	Issued At:	13:06:06	Gp Time Diff - b 27.93 / c 58.35	



MCUI
Ulster Centre
Timing
www.elaps-timing.com



Powered by
e-Laps II
© 2008
Walter Marks

ULSTER GRAND PRIX BIKE WEEK

SUPERSPORT

Race 2 - Strong Construction UGP Supersport

Saturday, 14 August 2010

DETAILED RESULT



Race Classification

1 7 Ian HUTCHINSON

Total Time **20:59.437** Avg Speed **126.576** Behind
Best Time **3:27.641** Best Speed **128.317** On **6** Gp **a**

Lap	Elapsed Time	Lap Time	Lap Speed
1	3:34.450	3:34.450	122.148
2	7:03.996	3:29.546	127.151
3	10:34.215	3:30.219	126.744
4	14:03.395	3:29.180	127.373
5	17:31.796	3:28.401	127.849
6	20:59.437	3:27.641	128.317

2 9 Keith AMOR

Total Time **20:59.613** Avg Speed **126.558** Behind **0.176**
Best Time **3:27.298** Best Speed **128.530** On **6** Gp **a**

Lap	Elapsed Time	Lap Time	Lap Speed
1	3:33.810	3:33.810	122.514
2	7:03.941	3:30.131	126.797
3	10:34.168	3:30.227	126.739
4	14:03.367	3:29.199	127.362
5	17:32.315	3:28.948	127.515
6	20:59.613	3:27.298	128.530

3 23 Michael DUNLOP

Total Time **20:59.861** Avg Speed **126.533** Behind **0.424**
Best Time **3:27.187** Best Speed **128.599** On **6** Gp **a**

Lap	Elapsed Time	Lap Time	Lap Speed
1	3:35.398	3:35.398	121.611
2	7:04.268	3:28.870	127.562
3	10:34.462	3:30.194	126.759
4	14:03.954	3:29.492	127.184
5	17:32.674	3:28.720	127.654
6	20:59.861	3:27.187	128.599

4 1 Guy MARTIN

Total Time **21:08.852** Avg Speed **125.637** Behind **9.415**
Best Time **3:30.144** Best Speed **126.789** On **2** Gp **a**

Lap	Elapsed Time	Lap Time	Lap Speed
1	3:36.118	3:36.118	121.205
2	7:06.262	3:30.144	126.789
3	10:36.703	3:30.441	126.610
4	14:07.071	3:30.368	126.654
5	17:37.546	3:30.475	126.590
6	21:08.852	3:31.306	126.092

Race Classification

5 5 Bruce ANSTEY

Total Time **21:19.282** Avg Speed **124.612** Behind **19.845**
Best Time **3:31.566** Best Speed **125.937** On **6** Gp **a**

Lap	Elapsed Time	Lap Time	Lap Speed
1	3:36.998	3:36.998	120.714
2	7:09.433	3:32.435	125.422
3	10:43.067	3:33.634	124.718
4	14:14.872	3:31.805	125.795
5	17:47.716	3:32.844	125.181
6	21:19.282	3:31.566	125.937

6 77 Ryan FARQUHAR

Total Time **21:19.477** Avg Speed **124.593** Behind **20.040**
Best Time **3:32.175** Best Speed **125.575** On **5** Gp **a**

Lap	Elapsed Time	Lap Time	Lap Speed
1	3:37.171	3:37.171	120.618
2	7:09.608	3:32.437	125.421
3	10:42.872	3:33.264	124.934
4	14:15.105	3:32.233	125.541
5	17:47.280	3:32.175	125.575
6	21:19.477	3:32.197	125.562

7 91 Dan KNEEN

Total Time **21:27.076** Avg Speed **123.858** Behind **27.639**
Best Time **3:32.789** Best Speed **125.213** On **5** Gp **a**

Lap	Elapsed Time	Lap Time	Lap Speed
1	3:39.629	3:39.629	119.268
2	7:13.977	3:34.348	124.302
3	10:46.945	3:32.968	125.108
4	14:19.767	3:32.822	125.194
5	17:52.556	3:32.789	125.213
6	21:27.076	3:34.520	124.203

8 36 Michael PEARSON

Total Time **21:34.290** Avg Speed **123.168** Behind **34.853**
Best Time **3:34.084** Best Speed **124.456** On **3** Gp **a**

Lap	Elapsed Time	Lap Time	Lap Speed
1	3:40.450	3:40.450	118.824
2	7:14.844	3:34.394	124.276
3	10:48.928	3:34.084	124.456
4	14:24.793	3:35.865	123.429
5	18:00.178	3:35.385	123.704
6	21:34.290	3:34.112	124.439

ULSTER GRAND PRIX BIKE WEEK

SUPERSPORT

Race 2 - Strong Construction UGP Supersport

Saturday, 14 August 2010

DETAILED RESULT



Race Classification

9 33 Olie LINSDELL

Total Time **21:34.390** Avg Speed **123.158** Behind **34.953**
Best Time **3:33.213** Best Speed **124.964** On **3** Gp **a**

Lap	Elapsed Time	Lap Time	Lap Speed
1	3:41.756	3:41.756	118.124
2	7:17.184	3:35.428	123.679
3	10:50.397	3:33.213	124.964
4	14:24.891	3:34.494	124.218
5	18:00.039	3:35.148	123.840
6	21:34.390	3:34.351	124.301

10 24 James McBRIDE

Total Time **21:42.887** Avg Speed **122.355** Behind **43.450**
Best Time **3:33.990** Best Speed **124.510** On **3** Gp **a**

Lap	Elapsed Time	Lap Time	Lap Speed
1	3:40.033	3:40.033	119.049
2	7:15.229	3:35.196	123.813
3	10:49.219	3:33.990	124.510
4	14:29.206	3:39.987	121.116
5	18:05.063	3:35.857	123.433
6	21:42.887	3:37.824	122.319

11 35 Mark BUCKLEY

Total Time **21:52.190** Avg Speed **121.487** Behind **52.753**
Best Time **3:36.994** Best Speed **122.787** On **2** Gp **b**

Lap	Elapsed Time	Lap Time	Lap Speed
1	3:42.346	3:42.346	117.810
2	7:19.340	3:36.994	122.787
3	10:56.879	3:37.539	122.479
4	14:34.603	3:37.724	122.375
5	18:12.333	3:37.730	122.372
6	21:52.190	3:39.857	121.188

12 54 Andrew COURTNEY

Total Time **21:55.842** Avg Speed **121.150** Behind **56.405**
Best Time **3:37.327** Best Speed **122.598** On **6** Gp **b**

Lap	Elapsed Time	Lap Time	Lap Speed
1	3:43.722	3:43.722	117.086
2	7:22.706	3:38.984	121.671
3	11:02.260	3:39.554	121.355
4	14:40.925	3:38.665	121.848
5	18:18.515	3:37.590	122.450
6	21:55.842	3:37.327	122.598

Race Classification

13 46 David MULLIGAN

Total Time **21:58.287** Avg Speed **120.925** Behind **58.850**
Best Time **3:38.021** Best Speed **122.208** On **2** Gp **b**

Lap	Elapsed Time	Lap Time	Lap Speed
1	3:45.878	3:45.878	115.968
2	7:23.899	3:38.021	122.208
3	11:03.191	3:39.292	121.500
4	14:41.520	3:38.329	122.036
5	18:20.008	3:38.488	121.947
6	21:58.287	3:38.279	122.064

14 14 Paul SHOESMITH

Total Time **22:04.771** Avg Speed **120.334** Behind **1:05.334**
Best Time **3:38.855** Best Speed **121.743** On **4** Gp **b**

Lap	Elapsed Time	Lap Time	Lap Speed
1	3:46.430	3:46.430	115.686
2	7:26.516	3:40.086	121.062
3	11:06.018	3:39.502	121.384
4	14:44.873	3:38.855	121.743
5	18:24.872	3:39.999	121.109
6	22:04.771	3:39.899	121.165

15 79 Dan STEWART

Total Time **22:04.913** Avg Speed **120.321** Behind **1:05.476**
Best Time **3:39.251** Best Speed **121.523** On **5** Gp **b**

Lap	Elapsed Time	Lap Time	Lap Speed
1	3:46.659	3:46.659	115.569
2	7:26.177	3:39.518	121.375
3	11:06.499	3:40.322	120.932
4	14:45.897	3:39.398	121.441
5	18:25.148	3:39.251	121.523
6	22:04.913	3:39.765	121.238

16 98 Paul OWEN

Total Time **22:05.098** Avg Speed **120.304** Behind **1:05.661**
Best Time **3:38.983** Best Speed **121.671** On **3** Gp **b**

Lap	Elapsed Time	Lap Time	Lap Speed
1	3:48.227	3:48.227	114.775
2	7:27.655	3:39.428	121.425
3	11:06.638	3:38.983	121.671
4	14:46.089	3:39.451	121.412
5	18:25.546	3:39.457	121.409
6	22:05.098	3:39.552	121.356

ULSTER GRAND PRIX BIKE WEEK

SUPERSPORT

Race 2 - Strong Construction UGP Supersport

Saturday, 14 August 2010

DETAILED RESULT



Race Classification

17 72 Seamus ELLIOTT

Total Time **22:09.315** Avg Speed **119.922** Behind **1:09.878**
Best Time **3:39.468** Best Speed **121.402** On **4** Gp **b**

Lap	Elapsed Time	Lap Time	Lap Speed
1	3:45.468	3:45.468	116.179
2	7:26.118	3:40.650	120.752
3	11:06.355	3:40.237	120.979
4	14:45.823	3:39.468	121.402
5	18:27.783	3:41.960	120.039
6	22:09.315	3:41.532	120.271

18 68 Derek BRIEN

Total Time **22:09.642** Avg Speed **119.893** Behind **1:10.205**
Best Time **3:39.158** Best Speed **121.574** On **2** Gp **b**

Lap	Elapsed Time	Lap Time	Lap Speed
1	3:45.752	3:45.752	116.033
2	7:24.910	3:39.158	121.574
3	11:05.315	3:40.405	120.886
4	14:45.295	3:39.980	121.120
5	18:28.791	3:43.496	119.214
6	22:09.642	3:40.851	120.642

19 44 Craig GIBSON

Total Time **22:09.915** Avg Speed **119.868** Behind **1:10.478**
Best Time **3:39.521** Best Speed **121.373** On **4** Gp **b**

Lap	Elapsed Time	Lap Time	Lap Speed
1	3:48.475	3:48.475	114.650
2	7:28.242	3:39.767	121.237
3	11:08.837	3:40.595	120.782
4	14:48.358	3:39.521	121.373
5	18:29.038	3:40.680	120.736
6	22:09.915	3:40.877	120.628

20 99 Brian McCORMACK

Total Time **22:10.083** Avg Speed **119.853** Behind **1:10.646**
Best Time **3:39.962** Best Speed **121.130** On **6** Gp **a**

Lap	Elapsed Time	Lap Time	Lap Speed
1	3:45.141	3:45.141	116.348
2	7:26.587	3:41.446	120.318
3	11:08.062	3:41.475	120.302
4	14:49.159	3:41.097	120.508
5	18:30.121	3:40.962	120.582
6	22:10.083	3:39.962	121.130

Race Classification

21 41 Stephen McILVENNA

Total Time **22:10.277** Avg Speed **119.836** Behind **1:10.840**
Best Time **3:38.272** Best Speed **122.068** On **3** Gp **b**

Lap	Elapsed Time	Lap Time	Lap Speed
1	3:48.663	3:48.663	114.556
2	7:28.644	3:39.981	121.119
3	11:06.916	3:38.272	122.068
4	14:46.324	3:39.408	121.436
5	18:28.886	3:42.562	119.715
6	22:10.277	3:41.391	120.348

22 61 John WALSH

Total Time **22:10.520** Avg Speed **119.814** Behind **1:11.083**
Best Time **3:40.030** Best Speed **121.092** On **6** Gp **a**

Lap	Elapsed Time	Lap Time	Lap Speed
1	3:44.864	3:44.864	116.491
2	7:26.072	3:41.208	120.448
3	11:07.735	3:41.663	120.200
4	14:48.871	3:41.136	120.487
5	18:30.490	3:41.619	120.224
6	22:10.520	3:40.030	121.092

23 29 Victor GILMORE

Total Time **22:22.574** Avg Speed **118.738** Behind **1:23.137**
Best Time **3:41.407** Best Speed **120.339** On **3** Gp **b**

Lap	Elapsed Time	Lap Time	Lap Speed
1	3:50.354	3:50.354	113.715
2	7:32.761	3:42.407	119.798
3	11:14.168	3:41.407	120.339
4	14:56.961	3:42.793	119.591
5	18:39.900	3:42.939	119.512
6	22:22.574	3:42.674	119.655

24 52 Paul CRANSTON

Total Time **22:23.097** Avg Speed **118.692** Behind **1:23.660**
Best Time **3:42.013** Best Speed **120.011** On **4** Gp **b**

Lap	Elapsed Time	Lap Time	Lap Speed
1	3:49.413	3:49.413	114.181
2	7:32.570	3:43.157	119.396
3	11:15.159	3:42.589	119.700
4	14:57.172	3:42.013	120.011
5	18:39.496	3:42.324	119.843
6	22:23.097	3:43.601	119.159

ULSTER GRAND PRIX BIKE WEEK

SUPERSPORT

Race 2 - Strong Construction UGP Supersport

Saturday, 14 August 2010

DETAILED RESULT



Race Classification

25 57 Glenn WALKER

Total Time **22:30.719** Avg Speed **118.022** Behind **1:31.282**
Best Time **3:42.701** Best Speed **119.640** On **5** Gp **b**

Lap	Elapsed Time	Lap Time	Lap Speed
1	3:53.669	3:53.669	112.102
2	7:38.031	3:44.362	118.754
3	11:21.845	3:43.814	119.045
4	15:04.891	3:43.046	119.455
5	18:47.592	3:42.701	119.640
6	22:30.719	3:43.127	119.412

26 25 Wayne KENNEDY

Total Time **22:31.574** Avg Speed **117.947** Behind **1:32.137**
Best Time **3:43.519** Best Speed **119.202** On **2** Gp **c**

Lap	Elapsed Time	Lap Time	Lap Speed
1	3:47.869	3:47.869	114.955
2	7:31.388	3:43.519	119.202
3	11:16.909	3:45.521	118.144
4	15:02.006	3:45.097	118.367
5	18:46.132	3:44.126	118.879
6	22:31.574	3:45.442	118.185

27 88 Robert WILSON

Total Time **22:50.285** Avg Speed **116.337** Behind **1:50.848**
Best Time **3:46.593** Best Speed **117.585** On **3** Gp **b**

Lap	Elapsed Time	Lap Time	Lap Speed
1	3:54.913	3:54.913	111.508
2	7:43.050	3:48.137	116.789
3	11:29.643	3:46.593	117.585
4	15:16.622	3:46.979	117.385
5	19:03.233	3:46.611	117.576
6	22:50.285	3:47.052	117.347

28 27 James McCANN

Total Time **22:54.221** Avg Speed **116.004** Behind **1:54.784**
Best Time **3:47.012** Best Speed **117.368** On **4** Gp **b**

Lap	Elapsed Time	Lap Time	Lap Speed
1	3:54.654	3:54.654	111.631
2	7:42.822	3:48.168	116.773
3	11:30.906	3:48.084	116.816
4	15:17.918	3:47.012	117.368
5	19:05.236	3:47.318	117.210
6	22:54.221	3:48.985	116.357

Race Classification

29 42 Dennis BOOTH

Total Time **23:07.759** Avg Speed **114.872** Behind **2:08.322**
Best Time **3:49.589** Best Speed **116.051** On **5** Gp **c**

Lap	Elapsed Time	Lap Time	Lap Speed
1	3:56.527	3:56.527	110.747
2	7:47.577	3:51.050	115.317
3	11:37.189	3:49.612	116.039
4	15:27.600	3:50.411	115.637
5	19:17.189	3:49.589	116.051
6	23:07.759	3:50.570	115.557

30 95 Scott WILSON

Total Time **23:07.970** Avg Speed **114.854** Behind **2:08.533**
Best Time **3:49.566** Best Speed **116.062** On **3** Gp **c**

Lap	Elapsed Time	Lap Time	Lap Speed
1	3:56.694	3:56.694	110.669
2	7:47.770	3:51.076	115.304
3	11:37.336	3:49.566	116.062
4	15:27.790	3:50.454	115.615
5	19:17.517	3:49.727	115.981
6	23:07.970	3:50.453	115.616

31 69 Dave WOOLAMS

Total Time **23:26.108** Avg Speed **113.373** Behind **2:26.671**
Best Time **3:50.969** Best Speed **115.357** On **5** Gp **c**

Lap	Elapsed Time	Lap Time	Lap Speed
1	4:02.413	4:02.413	108.058
2	7:57.709	3:55.296	113.236
3	11:50.483	3:52.774	114.463
4	15:43.136	3:52.653	114.522
5	19:34.105	3:50.969	115.357
6	23:26.108	3:52.003	114.843

32 64 Timmy TURTLE

Total Time **23:31.356** Avg Speed **112.951** Behind **2:31.919**
Best Time **3:52.464** Best Speed **114.615** On **5** Gp **c**

Lap	Elapsed Time	Lap Time	Lap Speed
1	4:00.095	4:00.095	109.101
2	7:58.089	3:57.994	111.952
3	11:51.498	3:53.409	114.151
4	15:44.672	3:53.174	114.266
5	19:37.136	3:52.464	114.615
6	23:31.356	3:54.220	113.756



MCUI
Ulster Centre
Timing
www.elaps-timing.com



Powered by
e-Laps II
© 2008
Walter Marks

ULSTER GRAND PRIX BIKE WEEK

SUPERSPORT

Race 2 - Strong Construction UGP Supersport

Saturday, 14 August 2010

DETAILED RESULT



Race Classification

33 66 Darwyn YOUNG

Total Time **23:41.457** Avg Speed **112.149** Behind **2:42.020**
Best Time **3:53.199** Best Speed **114.254** On **4** Gp **c**

Lap	Elapsed Time	Lap Time	Lap Speed
1	4:00.253	4:00.253	109.030
2	7:57.808	3:57.555	112.159
3	11:52.830	3:55.022	113.368
4	15:46.029	3:53.199	114.254
5	19:40.718	3:54.689	113.529
6	23:41.457	4:00.739	110.676

34 90 Maria COSTELLO

Total Time **23:41.550** Avg Speed **112.141** Behind **2:42.113**
Best Time **3:54.877** Best Speed **113.438** On **6** Gp **c**

Lap	Elapsed Time	Lap Time	Lap Speed
1	4:04.111	4:04.111	107.306
2	8:01.091	3:56.980	112.431
3	11:56.264	3:55.173	113.295
4	15:51.694	3:55.430	113.171
5	19:46.673	3:54.979	113.389
6	23:41.550	3:54.877	113.438

Not Classified

DNF 11 Gary JOHNSON

Total Time **17:37.644** Avg Speed **125.534** Behind **1 Lap**
Best Time **3:30.194** Best Speed **126.759** On **3** Gp **a**

Lap	Elapsed Time	Lap Time	Lap Speed
1	3:35.790	3:35.790	121.390
2	7:06.653	3:30.863	126.357
3	10:36.847	3:30.194	126.759
4	14:07.183	3:30.336	126.673
5	17:37.644	3:30.461	126.598

DNF 4 Cameron DONALD

Total Time **17:47.223** Avg Speed **124.407** Behind **9.579**
Best Time **3:31.388** Best Speed **126.043** On **5** Gp **a**

Lap	Elapsed Time	Lap Time	Lap Speed
1	3:39.554	3:39.554	119.309
2	7:11.930	3:32.376	125.457
3	10:43.999	3:32.069	125.638
4	14:15.835	3:31.836	125.776
5	17:47.223	3:31.388	126.043

Not Classified

DNF 82 Ivan SHANLEY

Total Time **18:25.409** Avg Speed **120.110** Behind **47.765**
Best Time **3:39.907** Best Speed **121.160** On **2** Gp **b**

Lap	Elapsed Time	Lap Time	Lap Speed
1	11:04.709	11:04.709	39.408
2	14:44.616	3:39.907	121.160
3	18:25.409	3:40.793	120.674

DNF 70 Adrian McFARLAND

Total Time **18:51.597** Avg Speed **117.330** Behind **1:13.953**
Best Time **3:44.350** Best Speed **118.761** On **2** Gp **c**

Lap	Elapsed Time	Lap Time	Lap Speed
1	3:47.249	3:47.249	115.269
2	7:31.599	3:44.350	118.761
3	11:17.169	3:45.570	118.118
4	15:01.973	3:44.804	118.521
5	18:51.597	3:49.624	116.033

DNF 18 Lee VERNON

Total Time **12:00.747** Avg Speed **110.278** Behind **3 Laps**
Best Time **3:57.399** Best Speed **112.233** On **2** Gp **c**

Lap	Elapsed Time	Lap Time	Lap Speed
1	4:00.000	4:00.000	109.144
2	7:57.399	3:57.399	112.233
3	12:00.747	4:03.348	109.489

DNF 93 Kevin MAXTED

Total Time **12:11.926** Avg Speed **108.594** Behind **11.179**
Best Time **4:01.832** Best Speed **110.175** On **2** Gp **c**

Lap	Elapsed Time	Lap Time	Lap Speed
1	4:04.498	4:04.498	107.137
2	8:06.330	4:01.832	110.175
3	12:11.926	4:05.596	108.487

DNF 6 William DUNLOP

Total Time **7:24.369** Avg Speed **118.907** Behind **4 Laps**
Best Time **3:50.007** Best Speed **115.840** On **2** Gp **a**

Lap	Elapsed Time	Lap Time	Lap Speed
1	3:34.362	3:34.362	122.198
2	7:24.369	3:50.007	115.840

ULSTER GRAND PRIX BIKE WEEK

SUPERSPORT

Race 2 - Strong Construction UGP Supersport

Saturday, 14 August 2010

DETAILED RESULT



Not Classified

DNF 13 Adrian ARCHIBALD

Total Time **8:11.852** Avg Speed **107.428** Behind **47.483**

Best Time **3:45.833** Best Speed **117.981** On **2** Gp **a**

Lap	Elapsed Time	Lap Time	Lap Speed
1	4:26.019	4:26.019	98.469
2	8:11.852	3:45.833	117.981

DNF 2 Ian LOUGHER

Total Time **3:38.670** Avg Speed **119.791** Behind **5 Laps**

Best Time **3:38.670** Best Speed **119.791** On **1** Gp **a**

Lap	Elapsed Time	Lap Time	Lap Speed
1	3:38.670	3:38.670	119.791

DNF 71 Davy MORGAN

Total Time **3:48.680** Avg Speed **114.547** Behind **10.010**

Best Time **3:48.680** Best Speed **114.547** On **1** Gp **a**

Lap	Elapsed Time	Lap Time	Lap Speed
1	3:48.680	3:48.680	114.547

DNF 48 Wayne HAMILTON

Total Time **4:00.284** Avg Speed **109.015** Behind **21.614**

Best Time **4:00.284** Best Speed **109.015** On **1** Gp **b**

Lap	Elapsed Time	Lap Time	Lap Speed
1	4:00.284	4:00.284	109.015

ULSTER GRAND PRIX BIKE WEEK

SUPERSPORT

Race 2 - Strong Construction UGP Supersport

LAP CHART



1					2					3				
No	Name	G	Elapsed Time	Lap Time	No	Name	G	Elapsed Time	Lap Time	No	Name	G	Elapsed Time	Lap Time
9	Keith AMOR	a	3:33.810	3:33.810	9	Keith AMOR	a	7:03.941	3:30.131	9	Keith AMOR	a	10:34.168	3:30.227
6	William DUNLOP	a	3:34.362	3:34.362	7	Ian HUTCHINSON	a	7:03.996	3:29.546	7	Ian HUTCHINSON	a	10:34.215	3:30.219
7	Ian HUTCHINSON	a	3:34.450	3:34.450	23	Michael DUNLOP	a	7:04.268	3:28.870	23	Michael DUNLOP	a	10:34.462	3:30.194
23	Michael DUNLOP	a	3:35.398	3:35.398	1	Guy MARTIN	a	7:06.262	3:30.144	1	Guy MARTIN	a	10:36.703	3:30.441
11	Gary JOHNSON	a	3:35.790	3:35.790	11	Gary JOHNSON	a	7:06.653	3:30.863	11	Gary JOHNSON	a	10:36.847	3:30.194
1	Guy MARTIN	a	3:36.118	3:36.118	5	Bruce ANSTEY	a	7:09.433	3:32.435	77	Ryan FARQUHAR	a	10:42.872	3:33.264
5	Bruce ANSTEY	a	3:36.998	3:36.998	77	Ryan FARQUHAR	a	7:09.608	3:32.437	5	Bruce ANSTEY	a	10:43.067	3:33.634
77	Ryan FARQUHAR	a	3:37.171	3:37.171	4	Cameron DONALD	a	7:11.930	3:32.376	4	Cameron DONALD	a	10:43.999	3:32.069
2	Ian LOUGHER	a	3:38.670	3:38.670	91	Dan KNEEN	a	7:13.977	3:34.348	91	Dan KNEEN	a	10:46.945	3:32.968
4	Cameron DONALD	a	3:39.554	3:39.554	36	Michael PEARSON	a	7:14.844	3:34.394	36	Michael PEARSON	a	10:48.928	3:34.084
91	Dan KNEEN	a	3:39.629	3:39.629	24	James McBRIDE	a	7:15.229	3:35.196	24	James McBRIDE	a	10:49.219	3:33.990
24	James McBRIDE	a	3:40.033	3:40.033	33	Olie LINSDELL	a	7:17.184	3:35.428	33	Olie LINSDELL	a	10:50.397	3:33.213
36	Michael PEARSON	a	3:40.450	3:40.450	35	Mark BUCKLEY	b	7:19.340	3:36.994	35	Mark BUCKLEY	b	10:56.879	3:37.539
33	Olie LINSDELL	a	3:41.756	3:41.756	54	Andrew COURTNEY	b	7:22.706	3:38.984	54	Andrew COURTNEY	b	11:02.260	3:39.554
35	Mark BUCKLEY	b	3:42.346	3:42.346	46	David MULLIGAN	b	7:23.899	3:38.021	46	David MULLIGAN	b	11:03.191	3:39.292
54	Andrew COURTNEY	b	3:43.722	3:43.722	6	William DUNLOP	a	7:24.369	3:50.007	68	Derek BRIEN	b	11:05.315	3:40.405
61	John WALSH	a	3:44.864	3:44.864	68	Derek BRIEN	b	7:24.910	3:39.158	14	Paul SHOESMITH	b	11:06.018	3:39.502
99	Brian McCORMACK	a	3:45.141	3:45.141	61	John WALSH	a	7:26.072	3:41.208	72	Seamus ELLIOTT	b	11:06.355	3:40.237
72	Seamus ELLIOTT	b	3:45.468	3:45.468	72	Seamus ELLIOTT	b	7:26.118	3:40.650	79	Dan STEWART	b	11:06.499	3:40.322
68	Derek BRIEN	b	3:45.752	3:45.752	79	Dan STEWART	b	7:26.177	3:39.518	98	Paul OWEN	b	11:06.638	3:38.983
46	David MULLIGAN	b	3:45.878	3:45.878	14	Paul SHOESMITH	b	7:26.516	3:40.086	41	Stephen McILVENNA	b	11:06.916	3:38.272
14	Paul SHOESMITH	b	3:46.430	3:46.430	99	Brian McCORMACK	a	7:26.587	3:41.446	61	John WALSH	a	11:07.735	3:41.663
79	Dan STEWART	b	3:46.659	3:46.659	98	Paul OWEN	b	7:27.655	3:39.428	99	Brian McCORMACK	a	11:08.062	3:41.475
70	Adrian McFARLAND	c	3:47.249	3:47.249	44	Craig GIBSON	b	7:28.242	3:39.767	44	Craig GIBSON	b	11:08.837	3:40.595
25	Wayne KENNEDY	c	3:47.869	3:47.869	41	Stephen McILVENNA	b	7:28.644	3:39.981	29	Victor GILMORE	b	11:14.168	3:41.407
98	Paul OWEN	b	3:48.227	3:48.227	25	Wayne KENNEDY	c	7:31.388	3:43.519	52	Paul CRANSTON	b	11:15.159	3:42.589
44	Craig GIBSON	b	3:48.475	3:48.475	70	Adrian McFARLAND	c	7:31.599	3:44.350	25	Wayne KENNEDY	c	11:16.909	3:45.521
41	Stephen McILVENNA	b	3:48.663	3:48.663	52	Paul CRANSTON	b	7:32.570	3:43.157	70	Adrian McFARLAND	c	11:17.169	3:45.570
71	Davy MORGAN	a	3:48.680	3:48.680	29	Victor GILMORE	b	7:32.761	3:42.407	57	Glenn WALKER	b	11:21.845	3:43.814
52	Paul CRANSTON	b	3:49.413	3:49.413	57	Glenn WALKER	b	7:38.031	3:44.362	88	Robert WILSON	b	11:29.643	3:46.593
29	Victor GILMORE	b	3:50.354	3:50.354	27	James McCANN	b	7:42.822	3:48.168	27	James McCANN	b	11:30.906	3:48.084
57	Glenn WALKER	b	3:53.669	3:53.669	88	Robert WILSON	b	7:43.050	3:48.137	42	Dennis BOOTH	c	11:37.189	3:49.612
27	James McCANN	b	3:54.654	3:54.654	42	Dennis BOOTH	c	7:47.577	3:51.050	95	Scott WILSON	c	11:37.336	3:49.566
88	Robert WILSON	b	3:54.913	3:54.913	95	Scott WILSON	c	7:47.770	3:51.076	69	Dave WOOLAMS	c	11:50.483	3:52.774
42	Dennis BOOTH	c	3:56.527	3:56.527	18	Lee VERNON	c	7:57.399	3:57.399	64	Timmy TURTLE	c	11:51.498	3:53.409
95	Scott WILSON	c	3:56.694	3:56.694	69	Dave WOOLAMS	c	7:57.709	3:55.296	66	Darwyn YOUNG	c	11:52.830	3:55.022
18	Lee VERNON	c	4:00.000	4:00.000	66	Darwyn YOUNG	c	7:57.808	3:57.555	90	Maria COSTELLO	c	11:56.264	3:55.173
64	Timmy TURTLE	c	4:00.095	4:00.095	64	Timmy TURTLE	c	7:58.089	3:57.994	18	Lee VERNON	c	12:00.747	4:03.348
66	Darwyn YOUNG	c	4:00.253	4:00.253	90	Maria COSTELLO	c	8:01.091	3:56.980	93	Kevin MAXTED	c	12:11.926	4:05.596
48	Wayne HAMILTON	b	4:00.284	4:00.284	93	Kevin MAXTED	c	8:06.330	4:01.832	82	Ivan SHANLEY	b	18:25.409	3:40.793
69	Dave WOOLAMS	c	4:02.413	4:02.413	13	Adrian ARCHIBALD	a	8:11.852	3:45.833					
90	Maria COSTELLO	c	4:04.111	4:04.111	82	Ivan SHANLEY	b	14:44.616	3:39.907					
93	Kevin MAXTED	c	4:04.498	4:04.498										
13	Adrian ARCHIBALD	a	4:26.019	4:26.019										
82	Ivan SHANLEY	b	11:04.709	11:04.70										

ULSTER GRAND PRIX BIKE WEEK

SUPERSPORT

Race 2 - Strong Construction UGP Supersport

LAP CHART



4					5					6				
No	Name	G	Elapsed Time	Lap Time	No	Name	G	Elapsed Time	Lap Time	No	Name	G	Elapsed Time	Lap Time
9	Keith AMOR	a	14:03.367	3:29.199	7	Ian HUTCHINSON	a	17:31.796	3:28.401	7	Ian HUTCHINSON	a	20:59.437	3:27.641
7	Ian HUTCHINSON	a	14:03.395	3:29.180	9	Keith AMOR	a	17:32.315	3:28.948	9	Keith AMOR	a	20:59.613	3:27.298
23	Michael DUNLOP	a	14:03.954	3:29.492	23	Michael DUNLOP	a	17:32.674	3:28.720	23	Michael DUNLOP	a	20:59.861	3:27.187
1	Guy MARTIN	a	14:07.071	3:30.368	1	Guy MARTIN	a	17:37.546	3:30.475	1	Guy MARTIN	a	21:08.852	3:31.306
11	Gary JOHNSON	a	14:07.183	3:30.336	11	Gary JOHNSON	a	17:37.644	3:30.461	5	Bruce ANSTEY	a	21:19.282	3:31.566
5	Bruce ANSTEY	a	14:14.872	3:31.805	4	Cameron DONALD	a	17:47.223	3:31.388	77	Ryan FARQUHAR	a	21:19.477	3:32.197
77	Ryan FARQUHAR	a	14:15.105	3:32.233	77	Ryan FARQUHAR	a	17:47.280	3:32.175	91	Dan KNEEN	a	21:27.076	3:34.520
4	Cameron DONALD	a	14:15.835	3:31.836	5	Bruce ANSTEY	a	17:47.716	3:32.844	36	Michael PEARSON	a	21:34.290	3:34.112
91	Dan KNEEN	a	14:19.767	3:32.822	91	Dan KNEEN	a	17:52.556	3:32.789	33	Olie LINSDELL	a	21:34.390	3:34.351
36	Michael PEARSON	a	14:24.793	3:35.865	33	Olie LINSDELL	a	18:00.039	3:35.148	24	James McBRIDE	a	21:42.887	3:37.824
33	Olie LINSDELL	a	14:24.891	3:34.494	36	Michael PEARSON	a	18:00.178	3:35.385	35	Mark BUCKLEY	b	21:52.190	3:39.857
24	James McBRIDE	a	14:29.206	3:39.987	24	James McBRIDE	a	18:05.063	3:35.857	54	Andrew COURTNEY	b	21:55.842	3:37.327
35	Mark BUCKLEY	b	14:34.603	3:37.724	35	Mark BUCKLEY	b	18:12.333	3:37.730	46	David MULLIGAN	b	21:58.287	3:38.279
54	Andrew COURTNEY	b	14:40.925	3:38.665	54	Andrew COURTNEY	b	18:18.515	3:37.590	14	Paul SHOESMITH	b	22:04.771	3:39.899
46	David MULLIGAN	b	14:41.520	3:38.329	46	David MULLIGAN	b	18:20.008	3:38.488	79	Dan STEWART	b	22:04.913	3:39.765
14	Paul SHOESMITH	b	14:44.873	3:38.855	14	Paul SHOESMITH	b	18:24.872	3:39.999	98	Paul OWEN	b	22:05.098	3:39.552
68	Derek BRIEN	b	14:45.295	3:39.980	79	Dan STEWART	b	18:25.148	3:39.251	72	Seamus ELLIOTT	b	22:09.315	3:41.532
72	Seamus ELLIOTT	b	14:45.823	3:39.468	98	Paul OWEN	b	18:25.546	3:39.457	68	Derek BRIEN	b	22:09.642	3:40.851
79	Dan STEWART	b	14:45.897	3:39.398	72	Seamus ELLIOTT	b	18:27.783	3:41.960	44	Craig GIBSON	b	22:09.915	3:40.877
98	Paul OWEN	b	14:46.089	3:39.451	68	Derek BRIEN	b	18:28.791	3:43.496	99	Brian McCORMACK	a	22:10.083	3:39.962
41	Stephen McLIVENNA	b	14:46.324	3:39.408	41	Stephen McLIVENNA	b	18:28.886	3:42.562	41	Stephen McLIVENNA	b	22:10.277	3:41.391
44	Craig GIBSON	b	14:48.358	3:39.521	44	Craig GIBSON	b	18:29.038	3:40.680	61	John WALSH	a	22:10.520	3:40.030
61	John WALSH	a	14:48.871	3:41.136	99	Brian McCORMACK	a	18:30.121	3:40.962	29	Victor GILMORE	b	22:22.574	3:42.674
99	Brian McCORMACK	a	14:49.159	3:41.097	61	John WALSH	a	18:30.490	3:41.619	52	Paul CRANSTON	b	22:23.097	3:43.601
29	Victor GILMORE	b	14:56.961	3:42.793	52	Paul CRANSTON	b	18:39.496	3:42.324	57	Glenn WALKER	b	22:30.719	3:43.127
52	Paul CRANSTON	b	14:57.172	3:42.013	29	Victor GILMORE	b	18:39.900	3:42.939	25	Wayne KENNEDY	c	22:31.574	3:45.442
70	Adrian McFARLAND	c	15:01.973	3:44.804	25	Wayne KENNEDY	c	18:46.132	3:44.126	88	Robert WILSON	b	22:50.285	3:47.052
25	Wayne KENNEDY	c	15:02.006	3:45.097	57	Glenn WALKER	b	18:47.592	3:42.701	27	James McCANN	b	22:54.221	3:48.985
57	Glenn WALKER	b	15:04.891	3:43.046	70	Adrian McFARLAND	c	18:51.597	3:49.624	42	Dennis BOOTH	c	23:07.759	3:50.570
88	Robert WILSON	b	15:16.622	3:46.979	88	Robert WILSON	b	19:03.233	3:46.611	95	Scott WILSON	c	23:07.970	3:50.453
27	James McCANN	b	15:17.918	3:47.012	27	James McCANN	b	19:05.236	3:47.318	69	Dave WOOLAMS	c	23:26.108	3:52.003
42	Dennis BOOTH	c	15:27.600	3:50.411	42	Dennis BOOTH	c	19:17.189	3:49.589	64	Timmy TURTLE	c	23:31.356	3:54.220
95	Scott WILSON	c	15:27.790	3:50.454	95	Scott WILSON	c	19:17.517	3:49.727	66	Darwyn YOUNG	c	23:41.457	4:00.739
69	Dave WOOLAMS	c	15:43.136	3:52.653	69	Dave WOOLAMS	c	19:34.105	3:50.969	90	Maria COSTELLO	c	23:41.550	3:54.877
64	Timmy TURTLE	c	15:44.672	3:53.174	64	Timmy TURTLE	c	19:37.136	3:52.464					
66	Darwyn YOUNG	c	15:46.029	3:53.199	66	Darwyn YOUNG	c	19:40.718	3:54.689					
90	Maria COSTELLO	c	15:51.694	3:55.430	90	Maria COSTELLO	c	19:46.673	3:54.979					