



ULSTER GRAND PRIX BIKE WEEK
Wednesday 11th – Saturday 14th August 2010

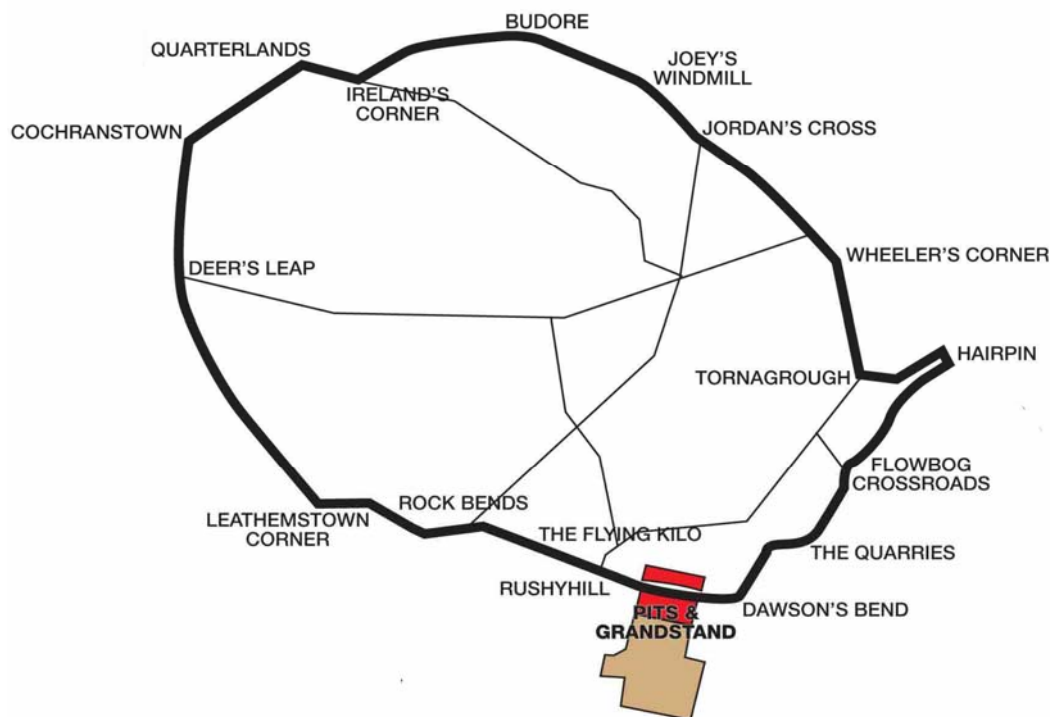
promoted by
Dundrod & District Motorcycle Club
www.ulstergrandprix.net



REA ESTATES
250cc



The Dundrod Circuit 7.401 miles



LAP RECORDS

Class	Name	Machine	m s	mph	Year
125cc	William Dunlop	Honda	3 55.017	113.370	2009
250cc	Darran Lindsay	Honda	3 38.634	121.866	2006
400cc	Jason Griffiths	Yamaha 400	3 58.43	111.748	2003
Supertwins	Ryan Farquhar	Kawasaki 650	3 49.455	116.118	2010
Supersport	William Dunlop	Yamaha	3 28.828	127.588	2009
Superstock	Ian Hutchinson	Honda	3 24.770	130.117	2009
Superbike	Conor Cummins	Kawasaki	3 19.903	133.284	2009
Challenge 1000cc	Dave Johnson	Yamaha	3 29.643	127.092	2010
National 750cc	Michal Dokoupil	Kawasaki 600	3 39.625	121.316	2009
Classic 1000cc	Robert Holden (NZ)	750 Triumph	4 02.2	110.01	1994
Classic 500cc	Olie Linsdell	Paton	3 58.648	111.645	2010
Classic 350cc	Bill Swallow	Aermacchi	4 26.90	99.828	1999
Classic 250cc	Bob Jackson	Suzuki	4 25.9	100.20	1994

MOST WINS at the ULSTER GP

Joey Dunlop	24	1979 - 99
Phillip McCallen	14	1991 - 96
Ian Lougher	14	1998 - 09
Brian Reid	9	1983 - 92
Robert Dunlop	9	1990 - 03

MOST WINS at the DUNDROD 150

Joey Dunlop	24	1976 - 94
Bob Jackson	11	1981 - 98
Ray McCullough	10	1965 - 82
Brian Reid	8	1984 - 93
Robert Dunlop	8	1984 - 07

ALL TIME IRISH ROAD RACE WINNERS (after Dundrod 150 2010)

Most Wins at All Irish Road Race Meetings

1. Joey Dunlop	156	1971-00
2. Ryan Farquhar	147/8*	1995-10
3. Robert Dunlop	135	1980-08
4. Ray McCullough	109	1960-82
5. Phillip McCallen	109	1987-99

Most Wins at Irish National Road Race Meetings

1. Ryan Farquhar	138/9*	1995-10
2. Joey Dunlop	119	1971-00
3. Robert Dunlop	111	1980-08
4. Ray McCullough	99	1960-82
5. Phillip McCallen	84	1987-99

* pending appeal about result of the 125ccGP/Moto 450 race at Cookstown 100

ULSTER GRAND PRIX BIKE WEEK

250cc & SUPERTWINS

UGP First Qualifying

Wednesday, 11 August 2010



250cc

Qualifying Time

4:37.098

Qualifying Speed


96.153

Pos	Class	No	Name	Machine / Sponsor	Time	Best Lap Behind	Speed	On	Total Laps	Qualifying Laps
Qualifying Classification										
1	250	2	Ian LOUGHER	Honda - Pirate / Berwick Racing	3:48.640		116.532	5	5	4
2	250	6	William DUNLOP	Honda - D & G W Racing	3:51.064	2.424	115.310	2	3	3
3	250	31	Darren BURNS	Honda - Cherry Polymers	3:56.457	7.817	112.680	2	4	3
4	250	17	Davy MORGAN	Honda - Davy Morgan #71 Supporters Club	3:58.305	9.665	111.806	2	3	2
5	250	32	Paul ROBINSON	Honda - D & G W Racing	3:58.922	10.282	111.517	2	3	3
6	250	38	Paul OWEN	Honda - #98 Club	3:59.813	11.173	111.103	2	3	2
7	250	27	Wayne HAMILTON	Honda - D & G W Racing	4:02.060	13.420	110.072	3	5	5
8	250	18	Lee VERNON	Honda	4:02.927	14.287	109.679	2	4	4
9	250	37	Daley MATHISON	Honda - D & G W Racing	4:05.676	17.036	108.452	3	4	3
10	250	30	Kevin STROWGER	Honda - Mistral Racing Ltd.	4:06.885	18.245	107.921	2	5	4
11	250	29	Victor GILMORE	Honda	4:12.573	23.933	105.490	2	3	3
12	250	25	Wayne KENNEDY	Honda - Cleaver Browne	4:14.086	25.446	104.862	5	5	4
13	250	11	Peter WAKEFIELD	Honda - PW Racing	4:14.653	26.013	104.628	2	3	2
14	250	14	Paul SHOESMITH	Honda - Speedfreak Ice Valley Racing	4:16.999	28.359	103.673	2	4	3
16	250	10	Bryan ALLAN	Honda - Cairngorm Hotel	4:24.795	36.155	100.621	2	5	3
18	250	4	Bryan HARDING	Honda	4:26.538	37.898	99.963	2	5	2

Non Qualifiers

250	5	Nigel MOORE	Honda - Cleaver Browne	4:24.614	35.974	100.690	2	3	<u>1</u>
250	12	Mark WADDELL	Honda	4:26.125	37.485	100.118	2	4	<u>1</u>
250	22	Colin WILCOCK	Yamaha - Welch Mill Body Shop	4:28.663	40.023	99.172	2	3	<u>1</u>
250	35	Tuukka KORHONEN	Honda	4:29.857	41.217	98.734	2	3	<u>1</u>
250	7	Mick CHATTERTON	Honda	5:01.199	1:12.559	88.460	1	1	<u>0</u>

These Results are provisional and are subject to ratification by the Stewards of the Meeting.

Track	Dundrod	Signed		Organising Club	Dundrod & District MCC
Length(miles)	7.4011 Lap 1 (7.2763)		Chief Timekeeper	Qualifying Started	19:41:58.610
Weather	Cloudy	Issued At:	20:09:43		
Track	Dry				



ULSTER GRAND PRIX BIKE WEEK

250cc & SUPERTWINS

UGP First Qualifying

Wednesday, 11 August 2010

DETAILED RESULT



250cc

Qualifying Classification

Position

1	2 Ian LOUGHER	250	Behind				
Best Time	3:48.640	Best Speed	116.532	On	5	Gp	a
Lap	Elapsed Time	Lap Time	Lap Speed				
1	5:47.280	5:47.280	75.428				
2	10:18.205	4:30.925	98.344				
3	14:19.655	4:01.450	110.350				
4	18:25.079	4:05.424	108.563				
5	22:13.719	3:48.640	116.532				

2	6 William DUNLOP	250	Behind	2.424			
Best Time	3:51.064	Best Speed	115.310	On	2	Gp	a
Lap	Elapsed Time	Lap Time	Lap Speed				
1	4:26.662	4:26.662	98.232				
2	8:17.726	3:51.064	115.310				
3	12:14.231	3:56.505	112.657				

3	31 Darren BURNS	250	Behind	7.817			
Best Time	3:56.457	Best Speed	112.680	On	2	Gp	a
Lap	Elapsed Time	Lap Time	Lap Speed				
1	4:12.279	4:12.279	103.832				
2	8:08.736	3:56.457	112.680				
3	12:07.465	3:58.729	111.608				
4	16:44.681	4:37.216	96.113				

4	17 Davy MORGAN	250	Behind	9.665			
Best Time	3:58.305	Best Speed	111.806	On	2	Gp	a
Lap	Elapsed Time	Lap Time	Lap Speed				
1	4:49.538	4:49.538	90.471				
2	8:47.843	3:58.305	111.806				
3	13:03.556	4:15.713	104.195				

5	32 Paul ROBINSON	250	Behind	10.282			
Best Time	3:58.922	Best Speed	111.517	On	2	Gp	a
Lap	Elapsed Time	Lap Time	Lap Speed				
1	4:36.251	4:36.251	94.822				
2	8:35.173	3:58.922	111.517				
3	12:40.020	4:04.847	108.819				

250cc

Qualifying Classification

Position

6	38 Paul OWEN	250	Behind	11.173			
Best Time	3:59.813	Best Speed	111.103	On	2	Gp	a
Lap	Elapsed Time	Lap Time	Lap Speed				
1	4:39.612	4:39.612	93.682				
2	8:39.425	3:59.813	111.103				
3	12:49.498	4:10.073	106.545				

7	27 Wayne HAMILTON	250	Behind	13.420			
Best Time	4:02.060	Best Speed	110.072	On	3	Gp	a
Lap	Elapsed Time	Lap Time	Lap Speed				
1	4:16.306	4:16.306	102.201				
2	8:20.426	4:04.120	109.143				
3	12:22.486	4:02.060	110.072				
4	16:33.529	4:11.043	106.133				
5	20:38.784	4:05.255	108.638				

8	18 Lee VERNON	250	Behind	14.287			
Best Time	4:02.927	Best Speed	109.679	On	2	Gp	a
Lap	Elapsed Time	Lap Time	Lap Speed				
1	4:16.209	4:16.209	102.239				
2	8:19.136	4:02.927	109.679				
3	12:23.189	4:04.053	109.173				
4	16:46.458	4:23.269	101.204				

9	37 Daley MATHISON	250	Behind	17.036			
Best Time	4:05.676	Best Speed	108.452	On	3	Gp	a
Lap	Elapsed Time	Lap Time	Lap Speed				
1	4:39.572	4:39.572	93.696				
2	8:45.692	4:06.120	108.256				
3	12:51.368	4:05.676	108.452				
4	17:13.850	4:22.482	101.508				

10	30 Kevin STROWGER	250	Behind	18.245			
Best Time	4:06.885	Best Speed	107.921	On	2	Gp	a
Lap	Elapsed Time	Lap Time	Lap Speed				
1	4:38.957	4:38.957	93.902				
2	8:45.842	4:06.885	107.921				
3	12:56.303	4:10.461	106.380				
4	17:14.952	4:18.649	103.012				
5	21:29.314	4:14.362	104.748				



ULSTER GRAND PRIX BIKE WEEK

250cc & SUPERTWINS

UGP First Qualifying

Wednesday, 11 August 2010

DETAILED RESULT

250cc

Qualifying Classification

Position

11 29 Victor GILMORE

250 Behind 23.933

Best Time 4:12.573 Best Speed 105.490 On 2 Gp a

Lap	Elapsed Time	Lap Time	Lap Speed
1	4:29.742	4:29.742	97.110
2	8:42.315	4:12.573	105.490
3	13:05.820	4:23.505	101.114

12 25 Wayne KENNEDY

250 Behind 25.446

Best Time 4:14.086 Best Speed 104.862 On 5 Gp a

Lap	Elapsed Time	Lap Time	Lap Speed
1	4:49.010	4:49.010	90.636
2	9:13.830	4:24.820	100.612
3	13:38.930	4:25.100	100.505
4	18:00.636	4:21.706	101.809
5	22:14.722	4:14.086	104.862

13 11 Peter WAKEFIELD

250 Behind 26.013

Best Time 4:14.653 Best Speed 104.628 On 2 Gp a

Lap	Elapsed Time	Lap Time	Lap Speed
1	4:43.563	4:43.563	92.377
2	8:58.216	4:14.653	104.628
3	13:26.366	4:28.150	99.362

14 14 Paul SHOESMITH

250 Behind 28.359

Best Time 4:16.999 Best Speed 103.673 On 2 Gp a

Lap	Elapsed Time	Lap Time	Lap Speed
1	6:46.057	6:46.057	64.510
2	11:03.056	4:16.999	103.673
3	15:29.853	4:26.797	99.866
4	19:48.979	4:19.126	102.822

16 10 Bryan ALLAN

250 Behind 36.155

Best Time 4:24.795 Best Speed 100.621 On 2 Gp a

Lap	Elapsed Time	Lap Time	Lap Speed
1	4:48.641	4:48.641	90.752
2	9:13.436	4:24.795	100.621
3	13:48.411	4:34.975	96.896
4	18:26.435	4:38.024	95.833
5	22:54.456	4:28.021	99.410

250cc

Qualifying Classification

Position

18 4 Bryan HARDING

250 Behind 37.898

Best Time 4:26.538 Best Speed 99.963 On 2 Gp a

Lap	Elapsed Time	Lap Time	Lap Speed
1	4:48.464	4:48.464	90.807
2	9:15.002	4:26.538	99.963
3	14:06.653	4:51.651	91.356
4	18:53.960	4:47.307	92.737
5	23:29.444	4:35.484	96.717

Non Qualifiers

Position

5 Nigel MOORE

250 Behind 35.974

Best Time 4:24.614 Best Speed 100.690 On 2 Gp a

Lap	Elapsed Time	Lap Time	Lap Speed
1	4:49.391	4:49.391	90.517
2	9:14.005	4:24.614	100.690
3	13:55.499	4:41.494	94.652

12 Mark WADDELL

250 Behind 37.485

Best Time 4:26.125 Best Speed 100.118 On 2 Gp a

Lap	Elapsed Time	Lap Time	Lap Speed
1	5:06.045	5:06.045	85.591
2	9:32.170	4:26.125	100.118
3	14:18.712	4:46.542	92.984
4	19:05.227	4:46.515	92.993

22 Colin WILCOCK

250 Behind 40.023

Best Time 4:28.663 Best Speed 99.172 On 2 Gp a

Lap	Elapsed Time	Lap Time	Lap Speed
1	4:43.691	4:43.691	92.335
2	9:12.354	4:28.663	99.172
3	14:07.096	4:54.742	90.398

35 Tuukka KORHONEN

250 Behind 41.217

Best Time 4:29.857 Best Speed 98.734 On 2 Gp a

Lap	Elapsed Time	Lap Time	Lap Speed
1	4:46.626	4:46.626	91.390
2	9:16.483	4:29.857	98.734
3	14:05.026	4:48.543	92.340



ULSTER GRAND PRIX BIKE WEEK

250cc& SUPERTWINS

UGP First Qualifying

Wednesday, 11 August 2010

DETAILED RESULT

250cc

Non Qualifiers

Position

7 Mick CHATTERTON

250 Behind 1:12.559
Best Time 5:01.199 Best Speed 88.460 On 1 Gp a

Lap	Elapsed Time	Lap Time	Lap Speed
1	5:01.199	5:01.199	86.968



Speed TrapU.G.P. 250cc 1st Practice

<u>No.</u>	<u>Name</u>	<u>Lap 1</u>	<u>Lap 2</u>	<u>Lap 3</u>	<u>Lap 4</u>
2	Ian LOUGHER		148	146	148
4	Bryan HARDING			124	130
5	Nigel MOORE	138			
6	William DUNLOP	147	148		
10	Bryan ALLAN				136
11	Peter WAKEFIELD	144	141		
12	Mark WADDELL	132	129		
14	Paul SHOESMITH	122	129	128	
18	Lee VERNON	132		136	
25	Wayne KENNEDY			136	125
27	Wayne HAMILTON		144	137	139
30	Kevin STROWGER			125	115
31	Darren BURNS	138	138		
32	Paul ROBINSON	150	150		
35	Tuukka KORHONEN	136	129		
38	Emmet McKNIGHT		144		
47	Mick JORDAN			129	
70	Adrian McFARLAND	140	130		

ULSTER GRAND PRIX BIKE WEEK


250cc& SUPERTWINS
 UGP Second Qualifying
 Thursday, 12 August 2010



Qualifying Time **4:31.771** Qualifying Speed **98.038**

Pos	Class	No	Name	Machine / Sponsor	Time	Best Lap Behind	Speed	On	Total Laps	Qualifying Laps
Qualifying Classification										
1	250	2	Ian LOUGHER	Honda - Pirate / Berwick Racing	3:43.665		119.124	4	6	4
2	250	6	William DUNLOP	Honda - D & G W Racing	3:46.408	2.743	117.681	4	5	4
3	250	17	Davy MORGAN	Honda - Davy Morgan #71 Supporters Club	3:51.576	7.911	115.055	4	5	3
4	250	32	Paul ROBINSON	Honda - D & G W Racing	3:52.067	8.402	114.811	5	8	6
5	250	31	Darren BURNS	Honda - Cherry Polymers	3:54.063	10.398	113.832	5	6	5
6	250	37	Daley MATHISON	Honda - D & G W Racing	3:58.251	14.586	111.831	4	4	3
7	250	18	Lee VERNON	Honda	3:58.398	14.733	111.763	7	7	5
8	250	38	Paul OWEN	Honda - #98 Club	3:59.060	15.395	111.453	4	5	4
9	250	27	Wayne HAMILTON	Honda - D & G W Racing	3:59.113	15.448	111.428	5	5	3
10	250	14	Paul SHOESMITH	Honda - Speedfreak Ice Valley Racing	4:04.656	20.991	108.904	4	5	3
11	250	5	Nigel MOORE	Honda - Cleaver Browne	4:06.702	23.037	108.001	4	5	4
12	250	29	Victor GILMORE	Honda	4:08.769	25.104	107.103	3	3	2
13	250	11	Peter WAKEFIELD	Honda - PW Racing	4:10.487	26.822	106.369	3	5	4
15	250	22	Colin WILCOCK	Yamaha - Welch Mill Body Shop	4:16.796	33.131	103.755	5	6	5
16	250	12	Mark WADDELL	Honda	4:21.192	37.527	102.009	6	7	5
17	250	10	Bryan ALLAN	Honda - Cairngorm Hotel	4:21.214	37.549	102.001	6	7	6
18	250	35	Tuukka KORHONEN	Honda	4:21.995	38.330	101.696	7	7	6
19	250	4	Bryan HARDING	Honda	4:22.838	39.173	101.370	7	7	5
21	250	7	Mick CHATTERTON	Honda	4:29.027	45.362	99.038	4	5	2
Non Qualifiers										
	250	34	Robert McCURM	Honda	4:27.051	35.968	99.771	5	5	<u>1</u>
	250	25	Wayne KENNEDY	Honda - Cleaver Browne	5:19.041	1:27.958	83.513	1	1	<u>0</u>

These Results are provisional and are subject to ratification by the Stewards of the Meeting.

Track	Dundrod	Signed		Organising Club	Dundrod & District MCC
Length(miles)	7.4011 Lap 1 (7.2763)		Chief Timekeeper	Qualifying Started	13:09:24.393
Weather	Cloudy	Issued At:	13:44:59		
Track	Dry				



MCUI
 Ulster Centre
 Timing
 www.elaps-timing.com



Powered by
 e-Laps II
 © 2008
 Walter Marks

ULSTER GRAND PRIX BIKE WEEK

250cc & SUPERTWINS

UGP Second Qualifying

Thursday, 12 August 2010

DETAILED RESULT

250cc

Qualifying Classification

Position

1	2 Ian LOUGHER	250	Behind				
Best Time	3:43.665	Best Speed	119.124	On	4	Gp	a
Lap	Elapsed Time	Lap Time	Lap Speed				
1	5:10.098	5:10.098	84.472				
2	8:54.799	3:44.701	118.575				
3	12:40.107	3:45.308	118.256				
4	16:23.772	3:43.665	119.124				
5	20:24.010	4:00.238	110.907				
6	30:23.273	9:59.263	44.461				

2	6 William DUNLOP	250	Behind	2.743			
Best Time	3:46.408	Best Speed	117.681	On	4	Gp	a
Lap	Elapsed Time	Lap Time	Lap Speed				
1	10:21.056	10:21.056	42.178				
2	14:12.724	3:51.668	115.009				
3	18:00.985	3:48.261	116.726				
4	21:47.393	3:46.408	117.681				
5	25:53.269	4:05.876	108.363				

3	17 Davy MORGAN	250	Behind	7.911			
Best Time	3:51.576	Best Speed	115.055	On	4	Gp	a
Lap	Elapsed Time	Lap Time	Lap Speed				
1	5:19.310	5:19.310	82.035				
2	9:22.572	4:03.262	109.528				
3	13:17.535	3:54.963	113.396				
4	17:09.111	3:51.576	115.055				
5	22:13.882	5:04.771	87.423				

4	32 Paul ROBINSON	250	Behind	8.402			
Best Time	3:52.067	Best Speed	114.811	On	5	Gp	a
Lap	Elapsed Time	Lap Time	Lap Speed				
1	5:24.527	5:24.527	80.716				
2	9:28.997	4:04.470	108.987				
3	13:26.108	3:57.111	112.369				
4	17:20.902	3:54.794	113.478				
5	21:12.969	3:52.067	114.811				
6	25:19.561	4:06.592	108.049				
7	30:04.529	4:44.968	93.498				
8	34:00.768	3:56.239	112.784				

250cc

Qualifying Classification

Position

5	31 Darren BURNS	250	Behind	10.398			
Best Time	3:54.063	Best Speed	113.832	On	5	Gp	a
Lap	Elapsed Time	Lap Time	Lap Speed				
1	5:20.930	5:20.930	81.621				
2	9:22.244	4:01.314	110.412				
3	13:29.793	4:07.549	107.631				
4	17:26.758	3:56.965	112.438				
5	21:20.821	3:54.063	113.832				
6	25:21.917	4:01.096	110.512				

6	37 Daley MATHISON	250	Behind	14.586			
Best Time	3:58.251	Best Speed	111.831	On	4	Gp	a
Lap	Elapsed Time	Lap Time	Lap Speed				
1	5:05.402	5:05.402	85.771				
2	9:06.094	4:00.692	110.697				
3	13:05.586	3:59.492	111.252				
4	17:03.837	3:58.251	111.831				

7	18 Lee VERNON	250	Behind	14.733			
Best Time	3:58.398	Best Speed	111.763	On	7	Gp	a
Lap	Elapsed Time	Lap Time	Lap Speed				
1	4:19.641	4:19.641	100.888				
2	8:22.981	4:03.340	109.493				
3	12:23.630	4:00.649	110.717				
4	17:11.384	4:47.754	92.593				
5	23:43.396	6:32.012	67.967				
6	27:44.850	4:01.454	110.348				
7	31:43.248	3:58.398	111.763				

8	38 Paul OWEN	250	Behind	15.395			
Best Time	3:59.060	Best Speed	111.453	On	4	Gp	a
Lap	Elapsed Time	Lap Time	Lap Speed				
1	5:13.616	5:13.616	83.525				
2	9:14.613	4:00.997	110.557				
3	13:13.980	3:59.367	111.310				
4	17:13.040	3:59.060	111.453				
5	21:21.688	4:08.648	107.155				

ULSTER GRAND PRIX BIKE WEEK

250cc & SUPERTWINS

UGP Second Qualifying

Thursday, 12 August 2010

DETAILED RESULT

250cc



Qualifying Classification

Position

9 **27 Wayne HAMILTON**

250 Behind **15.448**

Best Time **3:59.113** Best Speed **111.428** On **5** Gp **a**

Lap	Elapsed Time	Lap Time	Lap Speed
1	5:51.486	5:51.486	74.526
2	9:57.226	4:05.740	108.423
3	14:08.201	4:10.975	106.162
4	26:44.596	12:36.395	35.225
5	30:43.709	3:59.113	111.428

10 **14 Paul SHOESMITH**

250 Behind **20.991**

Best Time **4:04.656** Best Speed **108.904** On **4** Gp **a**

Lap	Elapsed Time	Lap Time	Lap Speed
1	7:13.602	7:13.602	60.412
2	20:20.572	13:06.970	33.856
3	24:26.056	4:05.484	108.536
4	28:30.712	4:04.656	108.904
5	32:35.537	4:04.825	108.829

11 **5 Nigel MOORE**

250 Behind **23.037**

Best Time **4:06.702** Best Speed **108.001** On **4** Gp **a**

Lap	Elapsed Time	Lap Time	Lap Speed
1	5:13.540	5:13.540	83.545
2	9:24.862	4:11.322	106.015
3	13:31.952	4:07.090	107.831
4	17:38.654	4:06.702	108.001
5	22:03.798	4:25.144	100.489

12 **29 Victor GILMORE**

250 Behind **25.104**

Best Time **4:08.769** Best Speed **107.103** On **3** Gp **a**

Lap	Elapsed Time	Lap Time	Lap Speed
1	9:33.553	9:33.553	45.671
2	13:43.683	4:10.130	106.520
3	17:52.452	4:08.769	107.103

250cc

Qualifying Classification

Position

13 **11 Peter WAKEFIELD**

250 Behind **26.822**

Best Time **4:10.487** Best Speed **106.369** On **3** Gp **a**

Lap	Elapsed Time	Lap Time	Lap Speed
1	4:48.800	4:48.800	90.702
2	9:05.930	4:17.130	103.621
3	13:16.417	4:10.487	106.369
4	17:27.538	4:11.121	106.100
5	21:43.349	4:15.811	104.155

15 **22 Colin WILCOCK**

250 Behind **33.131**

Best Time **4:16.796** Best Speed **103.755** On **5** Gp **a**

Lap	Elapsed Time	Lap Time	Lap Speed
1	5:17.709	5:17.709	82.449
2	9:42.532	4:24.823	100.610
3	14:03.844	4:21.312	101.962
4	18:22.769	4:18.925	102.902
5	22:39.565	4:16.796	103.755
6	27:02.602	4:23.037	101.294

16 **12 Mark WADDELL**

250 Behind **37.527**

Best Time **4:21.192** Best Speed **102.009** On **6** Gp **a**

Lap	Elapsed Time	Lap Time	Lap Speed
1	5:44.788	5:44.788	75.973
2	10:12.991	4:28.203	99.343
3	14:41.423	4:28.432	99.258
4	19:06.005	4:24.582	100.702
5	23:29.161	4:23.156	101.248
6	27:50.353	4:21.192	102.009
7	32:26.235	4:35.882	96.577

17 **10 Bryan ALLAN**

250 Behind **37.549**

Best Time **4:21.214** Best Speed **102.001** On **6** Gp **a**

Lap	Elapsed Time	Lap Time	Lap Speed
1	5:18.364	5:18.364	82.279
2	9:46.893	4:28.529	99.222
3	14:11.706	4:24.813	100.614
4	18:35.191	4:23.485	101.121
5	22:57.956	4:22.765	101.398
6	27:19.170	4:21.214	102.001
7	31:42.920	4:23.750	101.020



ULSTER GRAND PRIX BIKE WEEK

250cc & SUPERTWINS

UGP Second Qualifying

Thursday, 12 August 2010

DETAILED RESULT



250cc

Qualifying Classification

Position

18 35 Tuukka KORHONEN

250 Behind 38.330

Best Time 4:21.995 Best Speed 101.696 On 7 Gp a

Lap	Elapsed Time	Lap Time	Lap Speed
1	5:25.337	5:25.337	80.516
2	9:55.564	4:30.227	98.598
3	14:24.058	4:28.494	99.235
4	18:52.997	4:28.939	99.071
5	23:20.182	4:27.185	99.721
6	27:43.436	4:23.254	101.210
7	32:05.431	4:21.995	101.696

19 4 Bryan HARDING

250 Behind 39.173

Best Time 4:22.838 Best Speed 101.370 On 7 Gp a

Lap	Elapsed Time	Lap Time	Lap Speed
1	5:18.188	5:18.188	82.325
2	9:54.324	4:36.136	96.489
3	14:24.576	4:30.252	98.589
4	18:53.258	4:28.682	99.165
5	23:19.456	4:26.198	100.091
6	27:44.293	4:24.837	100.605
7	32:07.131	4:22.838	101.370

21 7 Mick CHATTERTON

250 Behind 45.362

Best Time 4:29.027 Best Speed 99.038 On 4 Gp a

Lap	Elapsed Time	Lap Time	Lap Speed
1	5:20.967	5:20.967	81.612
2	9:57.148	4:36.181	96.473
3	14:28.149	4:31.001	98.317
4	18:57.176	4:29.027	99.038
5	23:29.207	4:32.031	97.945

Non Qualifiers

Position

34 Robert McCRUM

250 Behind 35.968

Best Time 4:27.051 Best Speed 99.771 On 5 Gp a

Lap	Elapsed Time	Lap Time	Lap Speed
1	5:36.004	5:36.004	77.959
2	10:10.732	4:34.728	96.983
3	14:46.820	4:36.088	96.505
4	21:10.996	6:24.176	69.354
5	25:38.047	4:27.051	99.771

250cc

Non Qualifiers

Position

25 Wayne KENNEDY

250 Behind 1:27.958

Best Time 5:19.041 Best Speed 83.513 On 1 Gp a

Lap	Elapsed Time	Lap Time	Lap Speed
1	5:19.041	5:19.041	82.104



Speed TrapU.G.P. 250cc / Supertwins Second Practice*250cc*

<u>No.</u>	<u>Name</u>	<u>Lap 1</u>	<u>Lap 2</u>	<u>Lap 3</u>	<u>Lap 4</u>	<u>Lap 5</u>	<u>Lap 6</u>	<u>Lap 7</u>
1	Chris PALMER				118			
2	Ian LOUGHER		149	149	148			
4	Bryan HARDING		139				133	
5	Nigel MOORE		139	136	132			
6	William DUNLOP		133	148	150	148		
7	Mick CHATTERTON			134		135		
10	Bryan ALLAN		139			133	133	133
11	Peter WAKEFIELD			142				
12	Mark WADDELL		138	135		138	137	140
14	Paul SHOESMITH				141	140	139	137
17	Davy MORGAN		142		132			
18	Lee VERNON	146	145	150		131	142	146
22	Colin WILCOCK			142				
27	Wayne HAMILTON		141	146		127	136	
29	Victor GILMORE			129				
31	Darren BURNS			144		141		
32	Paul ROBINSON			150	150	138		150
34	Robert McCURM		131	129		142		
35	Tuukka KORHONEN					134	135	
37	Daley MATHISON	125	142	131	141			
38	Emmet McKNIGHT		141	142				
39	David CRAIG				139			

Supertwins

<u>No.</u>	<u>Name</u>	<u>Lap 1</u>	<u>Lap 2</u>	<u>Lap 3</u>	<u>Lap 4</u>	<u>Lap 5</u>	<u>Lap 6</u>	<u>Lap 7</u>
40	Brian APPLETON					129		129
42	Richard McCARTNEY	140	136		140	139	132	
43	Alan BROWN	145	136		133		130	
46	John BURROWS	143	139	141	134	136		
48	Alan CONNOR		113					
49	Matt COLE	131		131		131		
52	Lee HILL	141	139		133	143		
57	James McCANN				139	133		136
58	Johnny McCAY		136	132	136		131	
59	Coyles WRIGHT		129					
62	Dave WALSH	132	138			129		
63	Jack WILLIAMSON		125	135		112	126	127
65	Tim STEPHENSON			129	135	129	127	
66	Stephen GOWAN				109	120	121	
67	Reuben McPHEE		133					
73	Mark SHIELDS					133		
74	Darren GILPIN	131			131	131		121
76	Colin McWHIRTER	130	139		123			
77	Ryan FARQUHAR	145	144					
91	Dan KNEEN		144					141
93	David BLACK		136					138


ULSTER GRAND PRIX BIKE WEEK



250cc& SUPERTWINS Combined 250 Qualifying Thursday, 12 August 2010

Pos	Class	No	Name	-----Best Time / Qual Laps-----			Overall Best Time / Speed /			
				Session A		Session B	Total Qual Laps			
Qualifying Classification										
1	250	2	Ian LOUGHER	3:48.640	4	3:43.665	4	3:43.665	119.124	8
2	250	6	William DUNLOP	3:51.064	3	3:46.408	4	3:46.408	117.681	7
3	250	17	Davy MORGAN	3:58.305	2	3:51.576	3	3:51.576	115.055	5
4	250	32	Paul ROBINSON	3:58.922	3	3:52.067	6	3:52.067	114.811	9
5	250	31	Darren BURNS	3:56.457	3	3:54.063	5	3:54.063	113.832	8
6	250	37	Daley MATHISON	4:05.676	3	3:58.251	3	3:58.251	111.831	6
7	250	18	Lee VERNON	4:02.927	4	3:58.398	5	3:58.398	111.763	9
8	250	38	Paul OWEN	3:59.813	2	3:59.060	4	3:59.060	111.453	6
9	250	27	Wayne HAMILTON	4:02.060	5	3:59.113	3	3:59.113	111.428	8
10	250	14	Paul SHOESMITH	4:16.999	3	4:04.656	3	4:04.656	108.904	6
11	250	5	Nigel MOORE	4:24.614	1	4:06.702	4	4:06.702	108.001	5
12	250	30	Kevin STROWGER	4:06.885	4	-----		4:06.885	107.921	4
13	250	29	Victor GILMORE	4:12.573	3	4:08.769	2	4:08.769	107.103	5
14	250	11	Peter WAKEFIELD	4:14.653	2	4:10.487	4	4:10.487	106.369	6
15	250	25	Wayne KENNEDY	4:14.086	4	5:19.041	0	4:14.086	104.862	4
16	250	22	Colin WILCOCK	4:28.663	1	4:16.796	5	4:16.796	103.755	6
17	250	12	Mark WADDELL	4:26.125	1	4:21.192	5	4:21.192	102.009	6
18	250	10	Bryan ALLAN	4:24.795	3	4:21.214	6	4:21.214	102.001	9
19	250	35	Tuukka KORHONEN	4:29.857	1	4:21.995	6	4:21.995	101.696	7
20	250	4	Bryan HARDING	4:26.538	2	4:22.838	5	4:22.838	101.370	7
21	250	7	Mick CHATTERTON	5:01.199	0	4:29.027	2	4:29.027	99.038	2
Non Qualifiers										
	250	34	Robert McCRUM	-----		4:27.051	1			1

These Results are provisional and are subject to ratification by the Stewards of the Meeting.

Track	Dundrod	Signed	Organising Club	Dundrod & District MCC
Length(miles)	7.4011 Lap 1 (7.2763)	 Chief Timekeeper		
Weather		Issued At:		
Track				

