



TUESDAY 11th – SATURDAY 15th MAY 2010

promoted by
Coleraine & District Motor Club
www.northwest200.org



SUPERSTOCK RACE



The Triangle Circuit 8.970 miles



LAP RECORDS (for 8.966 miles circuit 1998-2009)

Class	Rider	Machine	m	s	mph	Year
125cc	Robert Dunlop	Honda	5	12.909	103.153	2006
Supersport	Steve Plater	Yamaha	4	30.792	119.197	2008
Superstock	Guy Martin	Honda	4	24.682	121.949	2008
Superbike	Steve Plater	Honda	4	20.074	124.109	2006

MOST WINS at NORTH WEST 200

Robert Dunlop	15	1986 - 06	(125 - 5, 250 - 4, 350 - 1, SBK - 5)
Joey Dunlop	13	1979 - 88	(250 - 1, 500 - 1, P750 - 2, SBK - 9)
Michael Rutter	12	1997 - 08	(SSP - 2, P1000 - 1, SBK - 9)
Phillip McCallen	11	1991 - 97	(250 - 2, 400 - 1, SSP - 4, SBK - 4)
Tony Rutter	9	1973 - 82	(250 - 2, 350 - 5, 500 - 1, SBK - 1)
Bruce Anstey (NZ)	9	2002 - 07	(SSP - 4, P1000/STK - 4, SBK - 1)
Ian Lougher	8	1991 - 05	(125 - 5, 250 - 1, SSP - 1, STK - 1)
Steve Plater	8	2006 - 09	(SSP - 2, SBK - 6)

RELENTLESS International NORTH WEST 200 in association with Blackhorse

SUPERSTOCK

Second Qualifying


Thursday, 13 May 2010



Qualifying Time **5:26.698** Qualifying Speed **98.844**

Pos	Class	No	Name	Machine / Sponsor	Time	Best Lap Time	Behind	Speed	On	Total Laps	Qualifying Laps
1	STK	12	Conor CUMMINS	Kawasaki - McAdoo Kawasaki Racing	4:35.648			117.149	8	10	9
2	STK	77	Ryan FARQUHAR	Kawasaki - KMR Kawasaki	4:37.084		1.436	116.542	8	9	7
3	STK	45	Keith AMOR	BMW - W A Corless / Jackson Racing	4:37.817		2.169	116.235	6	7	5
4	STK	34	Alastair SEELEY	Suzuki - Relentless Suzuki by TAS Racing	4:38.196		2.548	116.076	7	9	7
5	STK	9	Ian HUTCHINSON	Honda - Padgetts of Batley	4:38.305		2.657	116.031	6	7	4
6	STK	1	Steve PLATER	Honda - HM Plant Honda	4:39.111		3.463	115.696	3	7	4
7	STK	2	Ian LOUGHER	Kawasaki - Blackhorse Kawasaki	4:39.502		3.854	115.534	7	10	6
8	STK	17	Michael DUNLOP	Honda - Hunts Motorcycles / Marlow	4:39.763		4.115	115.426	6	9	6
9	STK	4	John McGUINNESS	Honda - Padgetts of Batley	4:40.514		4.866	115.117	4	8	6
10	STK	7	Michael RUTTER	BMW - RidersMotorcycles.com	4:41.441		5.793	114.738	8	9	5
11	STK	8	Guy MARTIN	Honda - Wilson Craig Racing	4:42.725		7.077	114.217	2	5	3
12	STK	20	Denver ROBB	Suzuki - D.R. Racing	4:43.193		7.545	114.028	6	7	5
13	STK	6	Cameron DONALD	Suzuki - Relentless Suzuki by TAS Racing	4:44.337		8.689	113.569	7	8	6
14	STK	13	Adrian ARCHIBALD	Suzuki - AMA Racing	4:44.338		8.690	113.569	9	9	5
15	STK	11	Gary JOHNSON	Suzuki - AIM Suzuki	4:44.420		8.772	113.536	5	10	6
16	STK	5	Bruce ANSTEY	Suzuki - Relentless Suzuki by TAS Racing	4:45.885		10.237	112.955	4	7	3
17	STK	24	James McBRIDE	Yamaha - Downview Finance/Pazzo Racing	4:46.807		11.159	112.591	4	9	5
18	STK	21	Jimmy MOORE	Yamaha - East Coast Racing	4:46.931		11.283	112.543	6	8	4
19	STK	49	Stefano BONETTI	Honda - Team Ronzoni Racing	4:47.854		12.206	112.182	5	8	6
20	STK	57	Gerard KINGHAN	Suzuki - KP Racing	4:47.955		12.307	112.143	8	9	6
21	STK	14	William DUNLOP	Suzuki - CD Racing	4:49.989		14.341	111.356	6	8	4
22	STK	60	Gavin HUNT	Suzuki - Sloppy Racing	4:50.815		15.167	111.040	5	8	5
23	STK	33	Olie LINSDELL	Yamaha - Wheeler Electrical	4:50.885		15.237	111.013	7	7	5
24	STK	70	Daniel KNEEN	Yamaha - Marks Bloom Racing	4:50.934		15.286	110.994	7	8	6
25	STK	68	Derek BRIEN	Kawasaki	4:52.353		16.705	110.456	5	8	4
26	STK	40	Martin JESSOPP	BMW - RidersMotorcycles.com	4:52.575		16.927	110.372	7	9	4
27	STK	27	James HILLIER	Kawasaki - Bournemouth Kawasaki Racing	4:52.586		16.938	110.368	5	9	6
28	STK	16	John BURROWS	Suzuki - Mar-Train Racing	4:52.988		17.340	110.216	6	9	6
29	STK	39	Adrian CLARK	Honda - Adrian Clark Racing	4:55.059		19.411	109.443	8	9	7
30	STK	38	Jonathan HOWARTH	Honda - Midland Motorsport	4:56.088		20.440	109.062	6	7	5
31	STK	32	Paul CRANSTON	Honda - P & J Fuel Haulage	4:56.660		21.012	108.852	6	8	6
32	STK	55	Emlyn HUGHES	Suzuki - D & G W Racing	4:57.105		21.457	108.689	8	9	6
33	STK	36	Michael NIBLETT	Honda - Kestral Honda	4:57.504		21.856	108.543	7	9	6
34	STK	54	Steve HENEGHAN	Honda - Quattro Plant Honda	4:58.106		22.458	108.324	7	8	6
35	STK	18	Brian McCORMACK	Honda - TAG Racing	4:58.108		22.460	108.323	5	8	3
36	STK	41	Paul DOBBS	Yamaha - Dave East Engineering	4:58.117		22.469	108.320	3	4	3
37	STK	51	Paul SHOESMITH	BMW - Speedfreak Ice Valley Racing	4:58.135		22.487	108.313	4	8	6
38	STK	3	Stuart EASTON	Honda - Swan Honda	4:58.596		22.948	108.146	3	6	2
39	STK	52	Dave HEWSON	Kawasaki - The Other Bike Shop	4:58.782		23.134	108.079	8	9	6
40	STK	71	Davy MORGAN	Yamaha - CSC Branson Racing	4:58.890		23.242	108.040	5	6	5
41	STK	65	Michael SWEENEY	Yamaha - Tracblast / Greenclean	4:58.994		23.346	108.002	4	8	4
42	STK	19	Carl RENNIE	Yamaha - Phase One Endurance	5:00.955		25.307	107.298	8	8	3
43	STK	83	Graham ENGLISH	Yamaha	5:01.237		25.589	107.198	7	8	3
44	STK	47	Mark McPHEE	Suzuki	5:02.024		26.376	106.919	7	7	4
45	STK	98	Paul OWEN	Kawasaki - Speedycom.co.uk	5:03.653		28.005	106.345	6	7	4
46	STK	69	Dave WOOLAMS	Suzuki - Woolys Auto	5:04.125		28.477	106.180	3	4	2
47	STK	81	Coyles WRIGHT	Suzuki - CW Racing	5:04.484		28.836	106.055	4	6	3
48	STK	42	John HILDRETH	Suzuki	5:04.542		28.894	106.035	7	9	5
49	STK	85	Sandor BITTER	Suzuki - Barron Transport Services	5:04.803		29.155	105.944	5	5	3
50	STK	87	Billy BYRNE	Honda - T & M Racing	5:05.753		30.105	105.615	7	9	6

These Results are provisional and are subject to ratification by the Stewards of the Meeting.

Track	The Triangle	Signed	Organising Club	Coleraine & District Motor Club
Length(miles)	8.9700 Lap 1 (8.8300)		Qualifying Started	10:19:24.208
Weather	Cloudy	Chief Timekeeper		
Track	Dry	Issued At: 12:42:25		



RELENTLESS International NORTH WEST 200 in association with Blackhorse

SUPERSTOCK

Second Qualifying


Thursday, 13 May 2010



Qualifying Time **5:26.698** Qualifying Speed **98.844**

Pos	Class	No	Name	Machine / Sponsor	Time	Best Lap Behind	Speed	On	Total Laps	Qualifying Laps
Qualifying Classification										
51	STK	43	John TATTERSALL	Suzuki - Kick Start Motorcycles	5:08.298	32.650	104.743	6	7	3
52	STK	67	Anthony McCOLGAN	Suzuki	5:09.722	34.074	104.261	7	9	6
53	STK	44	Ian WHITLOW	Suzuki - Hallett Aviation Racing	5:11.750	36.102	103.583	5	6	3
54	STK	59	Brian WYLES	Suzuki - KS Performance	5:15.855	40.207	102.237	5	9	5
55	STK	48	Myles BYRNE	Honda - Step Racing	5:16.698	41.050	101.965	6	9	5
Non Qualifiers										
	STK	29	Ryan McCAY	Suzuki - PRF Racing	5:32.476	56.828	97.126	2	2	0
	STK	23	Maria COSTELLO	BMW - CSC Racing	5:34.632	58.984	96.500	5	5	0
	STK	58	Fabrice MIGUET	Kawasaki	6:58.889	2:23.241	77.090	2	2	0
	STK	15	Stephen THOMPSON	Kawasaki - MSS Colchester Kawasaki	7:35.146	2:59.498	70.949	1	1	0

These Results are provisional and are subject to ratification by the Stewards of the Meeting.

Track	The Triangle	Signed		Organising Club	Coleraine & District Motor Club
Length(miles)	8.9700 Lap 1 (8.8300)		Chief Timekeeper	Qualifying Started	10:19:24.208
Weather	Cloudy	Issued At:	12:42:25		
Track	Dry				



MCUI
Ulster Centre
Timing
www.elaps-timing.com



Powered by
e-Laps II
© 2010
Walter Marks





Speed TrapSuperstock Second Qualifying

No.	Name	Lap 1	Lap 2	Lap 3	Lap 4	Lap 5	Lap 6	Lap 7	Lap 8
1	Steve PLATER	179	179	183	185	178		176	180
2	Ian LOUGHER	165		177	181		179	183	181
3	Stuart EASTON						184		
4	John McGUINNESS		175	180	179	179	176	179	180
5	Bruce ANSTEY		178	185		176	173		
6	Cameron DONALD	184	174		178		174	180	
7	Michael RUTTER				185	182			183
8	Guy MARTIN		183				180	180	179
9	Ian HUTCHINSON		182					181	
11	Gary JOHNSON		180			179		180	178
12	Conor CUMMINS	181	184	187	184		187	185	184
13	Adrian ARCHIBALD		162		177		176	162	
14	William DUNLOP	174			177	177	174		
15	Stephen THOMPSON	181							
16	John BURROWS					165		175	
17	Michael DUNLOP			180		171	180		176
18	Brian McCORMACK				172				
19	Carl RENNIE	165	166	163					
20	Denver ROBB			171	181				180
21	Jimmy MOORE	164				178			179
23	Maria COSTELLO		155						
24	James McBRIDE	171		173	173	173	172	179	
29	Ryan McCAY		170						
32	Paul CRANSTON		160				168	163	157
33	Olie LINSDELL	166	175	176	170	175	176	176	
34	Alastair SEELEY			179					
38	Jonathan HOWARTH	181		170			180	180	
39	Adrian CLARK		174	174	177		172		171
40	Martin JESSOPP						185	184	
41	Paul DOBBS	172	175	174					
42	John HILDRETH					166	168	183	165
43	John TATTERSALL		167	169				167	171
44	Ian WHITLOW		176	175			172	176	
45	Keith AMOR				191	189			
47	Mark McPHEE	170		176	176				177
48	Myles BYRNE		169	167		168		181	169
49	Stefano BONETTI		175	181	184	182	172		
51	Paul SHOESMITH		184				177	181	177
52	Dave HEWSON			172	174	175		176	173
54	Steve HENEGHAN				175		168		
55	Emlyn HUGHES				178			167	171
56	Tony CZYZEWSKI		177						
57	Gerard KINGHAN			172	172	174			
58	Fabrice MIGUET		173		176				
59	Brian WYLES								159
60	Gavin HUNT	167			173				
67	Anthony McCOLGAN	165	170	169	170				
68	Derek BRIEN				178		177		172
69	Dave WOOLAMS		173	169	166			164	
70	Daniel KNEEN	172	170	173	170	172	170		
71	Davy MORGAN			174					
77	Ryan FARQUHAR			181		180		186	181
81	Coyles WRIGHT						173		
83	Graham ENGLISH	145		174	175		156	174	167
85	Sandor BITTER				167				
87	Billy BYRNE				173		172		
98	Paul OWEN			177	179			181	176

CP HIRE SUPERSTOCK RACE

RACE NUMBER: 4

GROUP: A



ROW 8

60
HUNT

14
W DUNLOP

57
KINGHAN

ROW 7

49
BONETTI

21
MOORE

24
McBRIDE

ROW 6

5
ANSTEY

11
JOHNSON

13
ARCHIBALD

ROW 5

6
DONALD

20
ROBB

8
MARTIN

ROW 4

7
RUTTER

4
McGUINNESS

17
M DUNLOP

ROW 3

2
LOUGHER

9
HUTCHINSON

34
SEELEY


ROW 2

45
AMOR

77
FARQUHAR

12
CUMMINS

ROW 1



POLE

CP HIRE SUPERSTOCK RACE

RACE NUMBER: 4

GROUP: B



83
ENGLISH

19
RENNIE

65
SWEENEY

ROW 15

71
MORGAN

52
HEWSON

3
EASTON

ROW 14

51
SHOESMITH

41
DOBBS

18
McCORMACK

ROW 13

54
HENEGHAN

36
NIBLETT

55
HUGHES

ROW 12

32
CRANSTON

38
HOWARTH

39
CLARK

ROW 11

16
BURROWS

27
HILLIER

40
JESSOPP

ROW 10

68
BRIEN

70
KNEEN

33
LINSDELL

ROW 9



CP HIRE SUPERSTOCK RACE

RACE NUMBER: 4

GROUP: C

[]

[]

[]

[]

[]

[]

[]

[]

[]

[]

58
MIGUET

23
COSTELLO

ROW 20

48
M BYRNE

59
WYLES

44
WHITLOW

ROW 19

67
McCOLGAN

43
TATTERSALL

87
B BYRNE

ROW 18

85
BITTER

42
HILDRETH

81
WRIGHT

ROW 17



69
WOOLAMS

98
OWEN

47
McPHEE

ROW 16

RELENTLESS International NORTH WEST 200 in association with Blackhorse



SUPERSTOCK

Race 4 - CP Hire Limited Superstock

Saturday, 15 May 2010

Pos	Class	No	Name	Machine / Sponsor	Gp	Laps	Total Time	Behind	Speed	-----Best Lap-----		
										Time	Speed	On
Race Classification												
1	STK	45	Keith AMOR	BMW - W A Corless / Jackson Racing	a	5	22:46.565		117.781	4:32.457	118.521	5
2	STK	9	Ian HUTCHINSON	Honda - Padgetts of Batley	a	5	22:46.734	0.169	117.767	4:31.380	118.992	5
3	STK	77	Ryan FARQUHAR	Kawasaki - KMR Kawasaki	a	5	22:47.138	0.573	117.732	4:32.008	118.717	3
4	STK	34	Alastair SEELEY	Suzuki - Relentless Suzuki by TAS Racing	a	5	22:47.504	0.939	117.701	4:32.543	118.484	5
5	STK	7	Michael RUTTER	BMW - RidersMotorcycles.com	a	5	22:54.750	8.185	117.080	4:30.027	119.588	5
6	STK	17	Michael DUNLOP	Honda - Hunts Motorcycles / Marlow	a	5	23:01.403	14.838	116.516	4:34.443	117.664	4
7	STK	8	Guy MARTIN	Honda - Wilson Craig Racing	a	5	23:01.840	15.275	116.479	4:33.573	118.038	4
8	STK	2	Ian LOUGHER	Kawasaki - Blackhorse Kawasaki	a	5	23:05.165	18.600	116.200	4:34.163	117.784	4
9	STK	4	John McGUINNESS	Honda - Padgetts of Batley	a	5	23:05.386	18.821	116.181	4:33.764	117.956	5
10	STK	13	Adrian ARCHIBALD	Suzuki - AMA Racing	a	5	23:08.497	21.932	115.921	4:36.070	116.970	5
11	STK	3	Stuart EASTON	Honda - Swan Honda	b	5	23:19.503	32.938	115.009	4:34.915	117.462	5
12	STK	14	William DUNLOP	Suzuki - CD Racing	a	5	23:20.222	33.657	114.950	4:36.912	116.615	4
13	STK	49	Stefano BONETTI	Honda - Team Ronzoni Racing	a	5	23:20.991	34.426	114.887	4:39.172	115.671	4
14	STK	6	Cameron DONALD	Suzuki - Relentless Suzuki by TAS Racing	a	5	23:25.492	38.927	114.519	4:37.062	116.552	4
15	STK	60	Gavin HUNT	Suzuki - Sloppy Racing	a	5	23:26.390	39.825	114.446	4:40.663	115.056	4
16	STK	21	Jimmy MOORE	Yamaha - East Coast Racing	a	5	23:33.913	47.348	113.837	4:41.350	114.775	5
17	STK	40	Martin JESSOPP	BMW - RidersMotorcycles.com	b	5	23:45.524	58.959	112.910	4:43.561	113.880	4
18	STK	70	Daniel KNEEN	Yamaha - Marks Bloom Racing	b	5	23:52.618	1:06.053	112.351	4:43.174	114.036	5
19	STK	27	James HILLIER	Kawasaki - Bournemouth Kawasaki Racing	b	5	23:53.268	1:06.703	112.300	4:44.129	113.653	5
20	STK	41	Paul DOBBS	Yamaha - Dave East Engineering	b	5	24:00.817	1:14.252	111.712	4:46.374	112.762	4
21	STK	38	Jonathan HOWARTH	Honda - Midland Motorsport	b	5	24:10.320	1:23.755	110.980	4:47.180	112.445	5
22	STK	16	John BURROWS	Suzuki - Mar-Train Racing	b	5	24:12.523	1:25.958	110.811	4:50.218	111.268	5
23	STK	65	Michael SWEENEY	Yamaha - Tracblast / Greenclean	b	5	24:16.668	1:30.103	110.496	4:45.876	112.958	5
24	STK	71	Davy MORGAN	Yamaha - CSC Branson Racing	b	5	24:17.054	1:30.489	110.467	4:47.103	112.475	5
25	STK	36	Michael NIBLETT	Honda - Kestral Honda	b	5	24:20.201	1:33.636	110.229	4:49.068	111.711	5
26	STK	54	Steve HENEGHAN	Honda - Quattro Plant Honda	b	5	24:21.623	1:35.058	110.121	4:46.593	112.675	5
27	STK	51	Paul SHOESMITH	BMW - Speedfreak Ice Valley Racing	b	5	24:28.344	1:41.779	109.617	4:49.219	111.652	5
28	STK	55	Emlyn HUGHES	Suzuki - D & G W Racing	b	5	24:36.613	1:50.048	109.004	4:52.396	110.439	5
29	STK	87	Billy BYRNE	Honda - T & M Racing	c	5	24:40.603	1:54.038	108.710	4:53.440	110.046	5
30	STK	43	John TATTERSALL	Suzuki - Kick Start Motorcycles	c	5	24:41.108	1:54.543	108.673	4:53.457	110.040	5
31	STK	32	Paul CRANSTON	Honda - P & J Fuel Haulage	b	5	24:47.032	2:00.467	108.240	4:52.732	110.313	4
32	STK	81	Coyles WRIGHT	Suzuki - CW Racing	c	5	24:47.799	2:01.234	108.184	4:54.279	109.733	3
33	STK	85	Sandor BITTER	Suzuki - Barron Transport Services	c	5	24:50.788	2:04.223	107.967	4:51.591	110.744	4
34	STK	69	Dave WOOLAMS	Suzuki - Woolys Auto	c	5	25:11.360	2:24.795	106.497	4:59.039	107.986	4
35	STK	48	Myles BYRNE	Honda - Step Racing	c	5	25:22.627	2:36.062	105.709	5:01.914	106.958	5
36	STK	42	John HILDRETH	Suzuki	c	5	25:24.287	2:37.722	105.594	5:02.541	106.736	5
37	STK	59	Brian WYLES	Suzuki - KS Performance	c	5	26:06.415	3:19.850	102.754	5:08.093	104.813	4


Fastest Lap / New Lap Record 119.588 mph

STK	7	Michael RUTTER	BMW - RidersMotorcycles.com	a						4:30.027	119.588	5
-----	---	----------------	-----------------------------	---	--	--	--	--	--	----------	---------	---

Not Classified

DNF	STK	33	Olie LINSDELL	Yamaha - Wheeler Electrical	b	4	19:09.688	1 Lap	111.912	4:46.233	112.817	4
DNF	STK	47	Mark McPHEE	Suzuki	c	4	19:23.828	14.140	110.552	4:48.516	111.924	4
DNF	STK	18	Brian McCORMACK	Honda - TAG Racing	b	4	19:53.713	44.025	107.785	5:00.129	107.594	4
DNF	STK	58	Fabrice MIGUET	Kawasaki	c	4	20:09.511	59.823	106.377	4:59.899	107.676	4
DNF	STK	57	Gerard KINGHAN	Suzuki - KP Racing	a	3	14:27.124	2 Laps	111.140	4:48.298	112.009	2
DNF	STK	11	Gary JOHNSON	Suzuki - AIM Suzuki	a	3	14:36.046	8.922	110.008	4:43.578	113.873	2
DNF	STK	68	Derek BRIEN	Kawasaki	b	3	15:07.800	40.676	106.160	5:04.992	105.878	2
DNF	STK	67	Anthony McCOLGAN	Suzuki	c	3	19:43.812	5:16.688	81.408	5:29.522	97.996	2
DNF	STK	20	Denver ROBB	Suzuki - D.R. Racing	a	2	9:23.242	3 Laps	113.770	4:44.571	113.476	2
DNF	STK	39	Adrian CLARK	Honda - Adrian Clark Racing	b	2	9:50.592	27.350	108.501	5:02.251	106.838	2
DNF	STK	52	Dave HEWSON	Kawasaki - The Other Bike Shop	b	2	9:55.810	32.568	107.551	5:00.921	107.311	2
DNF	STK	44	Ian WHITLOW	Suzuki - Hallett Aviation Racing	c	2	10:22.773	59.531	102.895	5:21.657	100.393	2
DNF	STK	83	Graham ENGLISH	Yamaha	b	2	10:30.289	1:07.047	101.668	5:27.428	98.623	2

These Results are provisional and are subject to ratification by the Stewards of the Meeting.

Track	The Triangle	Signed		Organising Club	Coleraine & District Motor C
Length(miles)	8.9700 Lap 1 (8.8300)	Chief Timekeeper		Warmup Started	
Weather	Cloudy	Issued At:	14:52:14	Race Started	14:21:36.155
Track	Dry			Gp Time Diff - b 31.01 / c 61.84	



MCUI
Ulster Centre
Timing
www.elaps-timing.com



RELENTLESS International NORTH WEST 200 in association with Blackhorse

SUPERSTOCK

Race 4 - CP Hire Limited Superstock

Saturday, 15 May 2010

DETAILED RESULT



Race Classification

1 45 Keith AMOR

Total Time **22:46.565** Avg Speed **117.781** Behind
Best Time **4:32.457** Best Speed **118.521** On **5** Gp **a**

Lap	Elapsed Time	Lap Time	Lap Speed
1	4:30.860	4:30.860	117.360
2	9:07.454	4:36.594	116.749
3	13:41.548	4:34.094	117.814
4	18:14.108	4:32.560	118.477
5	22:46.565	4:32.457	118.521

2 9 Ian HUTCHINSON

Total Time **22:46.734** Avg Speed **117.767** Behind **0.169**
Best Time **4:31.380** Best Speed **118.992** On **5** Gp **a**

Lap	Elapsed Time	Lap Time	Lap Speed
1	4:31.477	4:31.477	117.093
2	9:08.461	4:36.984	116.584
3	13:41.867	4:33.406	118.110
4	18:15.354	4:33.487	118.075
5	22:46.734	4:31.380	118.992

3 77 Ryan FARQUHAR

Total Time **22:47.138** Avg Speed **117.732** Behind **0.573**
Best Time **4:32.008** Best Speed **118.717** On **3** Gp **a**

Lap	Elapsed Time	Lap Time	Lap Speed
1	4:30.982	4:30.982	117.307
2	9:09.033	4:38.051	116.137
3	13:41.041	4:32.008	118.717
4	18:14.263	4:33.222	118.190
5	22:47.138	4:32.875	118.340

4 34 Alastair SEELEY

Total Time **22:47.504** Avg Speed **117.701** Behind **0.939**
Best Time **4:32.543** Best Speed **118.484** On **5** Gp **a**

Lap	Elapsed Time	Lap Time	Lap Speed
1	4:31.687	4:31.687	117.002
2	9:07.604	4:35.917	117.035
3	13:41.983	4:34.379	117.691
4	18:14.961	4:32.978	118.295
5	22:47.504	4:32.543	118.484

Race Classification

5 7 Michael RUTTER

Total Time **22:54.750** Avg Speed **117.080** Behind **8.185**
Best Time **4:30.027** Best Speed **119.588** On **5** Gp **a**

Lap	Elapsed Time	Lap Time	Lap Speed
1	4:35.674	4:35.674	115.310
2	9:18.574	4:42.900	114.146
3	13:54.619	4:36.045	116.981
4	18:24.723	4:30.104	119.554
5	22:54.750	4:30.027	119.588

6 17 Michael DUNLOP

Total Time **23:01.403** Avg Speed **116.516** Behind **14.838**
Best Time **4:34.443** Best Speed **117.664** On **4** Gp **a**

Lap	Elapsed Time	Lap Time	Lap Speed
1	4:36.660	4:36.660	114.899
2	9:15.943	4:39.283	115.625
3	13:52.148	4:36.205	116.913
4	18:26.591	4:34.443	117.664
5	23:01.403	4:34.812	117.506

7 8 Guy MARTIN

Total Time **23:01.840** Avg Speed **116.479** Behind **15.275**
Best Time **4:33.573** Best Speed **118.038** On **4** Gp **a**

Lap	Elapsed Time	Lap Time	Lap Speed
1	4:34.277	4:34.277	115.897
2	9:15.301	4:41.024	114.908
3	13:52.677	4:37.376	116.420
4	18:26.250	4:33.573	118.038
5	23:01.840	4:35.590	117.174

8 2 Ian LOUGHER

Total Time **23:05.165** Avg Speed **116.200** Behind **18.600**
Best Time **4:34.163** Best Speed **117.784** On **4** Gp **a**

Lap	Elapsed Time	Lap Time	Lap Speed
1	4:35.101	4:35.101	115.550
2	9:15.624	4:40.523	115.114
3	13:54.347	4:38.723	115.857
4	18:28.510	4:34.163	117.784
5	23:05.165	4:36.655	116.723

RELENTLESS International NORTH WEST 200 in association with Blackhorse

SUPERSTOCK

Race 4 - CP Hire Limited Superstock

Saturday, 15 May 2010

DETAILED RESULT



Race Classification

9 **4 John McGUINNESS**

Total Time **23:05.386** Avg Speed **116.181** Behind **18.821**

Best Time **4:33.764** Best Speed **117.956** On **5** Gp **a**

Lap	Elapsed Time	Lap Time	Lap Speed
1	4:35.202	4:35.202	115.508
2	9:14.880	4:39.678	115.461
3	13:51.816	4:36.936	116.605
4	18:31.622	4:39.806	115.409
5	23:05.386	4:33.764	117.956

10 **13 Adrian ARCHIBALD**

Total Time **23:08.497** Avg Speed **115.921** Behind **21.932**

Best Time **4:36.070** Best Speed **116.970** On **5** Gp **a**

Lap	Elapsed Time	Lap Time	Lap Speed
1	4:36.289	4:36.289	115.053
2	9:17.213	4:40.924	114.949
3	13:54.980	4:37.767	116.256
4	18:32.427	4:37.447	116.390
5	23:08.497	4:36.070	116.970

11 **3 Stuart EASTON**

Total Time **23:19.503** Avg Speed **115.009** Behind **32.938**

Best Time **4:34.915** Best Speed **117.462** On **5** Gp **b**

Lap	Elapsed Time	Lap Time	Lap Speed
1	4:42.809	4:42.809	112.401
2	9:26.980	4:44.171	113.636
3	14:07.897	4:40.917	114.952
4	18:44.588	4:36.691	116.708
5	23:19.503	4:34.915	117.462

12 **14 William DUNLOP**

Total Time **23:20.222** Avg Speed **114.950** Behind **33.657**

Best Time **4:36.912** Best Speed **116.615** On **4** Gp **a**

Lap	Elapsed Time	Lap Time	Lap Speed
1	4:42.375	4:42.375	112.574
2	9:25.451	4:43.076	114.075
3	14:05.731	4:40.280	115.213
4	18:42.643	4:36.912	116.615
5	23:20.222	4:37.579	116.334

Race Classification

13 **49 Stefano BONETTI**

Total Time **23:20.991** Avg Speed **114.887** Behind **34.426**

Best Time **4:39.172** Best Speed **115.671** On **4** Gp **a**

Lap	Elapsed Time	Lap Time	Lap Speed
1	4:38.335	4:38.335	114.208
2	9:19.983	4:41.648	114.654
3	14:00.284	4:40.301	115.205
4	18:39.456	4:39.172	115.671
5	23:20.991	4:41.535	114.700

14 **6 Cameron DONALD**

Total Time **23:25.492** Avg Speed **114.519** Behind **38.927**

Best Time **4:37.062** Best Speed **116.552** On **4** Gp **a**

Lap	Elapsed Time	Lap Time	Lap Speed
1	4:35.901	4:35.901	115.215
2	9:16.365	4:40.464	115.138
3	13:55.153	4:38.788	115.830
4	18:32.215	4:37.062	116.552
5	23:25.492	4:53.277	110.108

15 **60 Gavin HUNT**

Total Time **23:26.390** Avg Speed **114.446** Behind **39.825**

Best Time **4:40.663** Best Speed **115.056** On **4** Gp **a**

Lap	Elapsed Time	Lap Time	Lap Speed
1	4:38.880	4:38.880	113.985
2	9:21.815	4:42.935	114.132
3	14:03.775	4:41.960	114.527
4	18:44.438	4:40.663	115.056
5	23:26.390	4:41.952	114.530

16 **21 Jimmy MOORE**

Total Time **23:33.913** Avg Speed **113.837** Behind **47.348**

Best Time **4:41.350** Best Speed **114.775** On **5** Gp **a**

Lap	Elapsed Time	Lap Time	Lap Speed
1	4:42.036	4:42.036	112.709
2	9:28.445	4:46.409	112.748
3	14:11.209	4:42.764	114.201
4	18:52.563	4:41.354	114.774
5	23:33.913	4:41.350	114.775



MCUI
Ulster Centre
Timing
www.elaps-timing.com



RELENTLESS International NORTH WEST 200 in association with Blackhorse

SUPERSTOCK

Race 4 - CP Hire Limited Superstock

Saturday, 15 May 2010

DETAILED RESULT



Race Classification

17 40 Martin JESSOPP

Total Time **23:45.524** Avg Speed **112.910** Behind **58.959**
Best Time **4:43.561** Best Speed **113.880** On **4** Gp **b**

Lap	Elapsed Time	Lap Time	Lap Speed
1	4:44.557	4:44.557	111.710
2	9:31.340	4:46.783	112.601
3	14:15.836	4:44.496	113.506
4	18:59.397	4:43.561	113.880
5	23:45.524	4:46.127	112.859

18 70 Daniel KNEEN

Total Time **23:52.618** Avg Speed **112.351** Behind **1:06.053**
Best Time **4:43.174** Best Speed **114.036** On **5** Gp **b**

Lap	Elapsed Time	Lap Time	Lap Speed
1	4:43.979	4:43.979	111.938
2	9:33.721	4:49.742	111.451
3	14:23.229	4:49.508	111.541
4	19:09.444	4:46.215	112.824
5	23:52.618	4:43.174	114.036

19 27 James HILLIER

Total Time **23:53.268** Avg Speed **112.300** Behind **1:06.703**
Best Time **4:44.129** Best Speed **113.653** On **5** Gp **b**

Lap	Elapsed Time	Lap Time	Lap Speed
1	4:45.182	4:45.182	111.466
2	9:36.378	4:51.196	110.894
3	14:23.668	4:47.290	112.402
4	19:09.139	4:45.471	113.118
5	23:53.268	4:44.129	113.653

20 41 Paul DOBBS

Total Time **24:00.817** Avg Speed **111.712** Behind **1:14.252**
Best Time **4:46.374** Best Speed **112.762** On **4** Gp **b**

Lap	Elapsed Time	Lap Time	Lap Speed
1	4:47.905	4:47.905	110.411
2	9:39.519	4:51.614	110.735
3	14:28.007	4:48.488	111.935
4	19:14.381	4:46.374	112.762
5	24:00.817	4:46.436	112.737

Race Classification

21 38 Jonathan HOWARTH

Total Time **24:10.320** Avg Speed **110.980** Behind **1:23.755**
Best Time **4:47.180** Best Speed **112.445** On **5** Gp **b**

Lap	Elapsed Time	Lap Time	Lap Speed
1	4:47.761	4:47.761	110.467
2	9:42.188	4:54.427	109.677
3	14:34.790	4:52.602	110.362
4	19:23.140	4:48.350	111.989
5	24:10.320	4:47.180	112.445

22 16 John BURROWS

Total Time **24:12.523** Avg Speed **110.811** Behind **1:25.958**
Best Time **4:50.218** Best Speed **111.268** On **5** Gp **b**

Lap	Elapsed Time	Lap Time	Lap Speed
1	4:45.920	4:45.920	111.178
2	9:38.130	4:52.210	110.510
3	14:30.840	4:52.710	110.321
4	19:22.305	4:51.465	110.792
5	24:12.523	4:50.218	111.268

23 65 Michael SWEENEY

Total Time **24:16.668** Avg Speed **110.496** Behind **1:30.103**
Best Time **4:45.876** Best Speed **112.958** On **5** Gp **b**

Lap	Elapsed Time	Lap Time	Lap Speed
1	4:55.681	4:55.681	107.508
2	9:51.624	4:55.943	109.116
3	14:43.197	4:51.573	110.751
4	19:30.792	4:47.595	112.283
5	24:16.668	4:45.876	112.958

24 71 Davy MORGAN

Total Time **24:17.054** Avg Speed **110.467** Behind **1:30.489**
Best Time **4:47.103** Best Speed **112.475** On **5** Gp **b**

Lap	Elapsed Time	Lap Time	Lap Speed
1	4:54.251	4:54.251	108.030
2	9:49.793	4:55.542	109.264
3	14:41.023	4:51.230	110.881
4	19:29.951	4:48.928	111.765
5	24:17.054	4:47.103	112.475



MCUI
Ulster Centre
Timing
www.elaps-timing.com



RELENTLESS International NORTH WEST 200 in association with Blackhorse

SUPERSTOCK

Race 4 - CP Hire Limited Superstock

Saturday, 15 May 2010

DETAILED RESULT



Race Classification

25 36 Michael NIBLETT

Total Time **24:20.201** Avg Speed **110.229** Behind **1:33.636**
Best Time **4:49.068** Best Speed **111.711** On **5** Gp **b**

Lap	Elapsed Time	Lap Time	Lap Speed
1	4:50.815	4:50.815	109.307
2	9:46.525	4:55.710	109.202
3	14:40.134	4:53.609	109.983
4	19:31.133	4:50.999	110.969
5	24:20.201	4:49.068	111.711

26 54 Steve HENEGHAN

Total Time **24:21.623** Avg Speed **110.121** Behind **1:35.058**
Best Time **4:46.593** Best Speed **112.675** On **5** Gp **b**

Lap	Elapsed Time	Lap Time	Lap Speed
1	4:57.755	4:57.755	106.759
2	9:55.405	4:57.650	108.490
3	14:46.893	4:51.488	110.783
4	19:35.030	4:48.137	112.072
5	24:21.623	4:46.593	112.675

27 51 Paul SHOESMITH

Total Time **24:28.344** Avg Speed **109.617** Behind **1:41.779**
Best Time **4:49.219** Best Speed **111.652** On **5** Gp **b**

Lap	Elapsed Time	Lap Time	Lap Speed
1	4:58.510	4:58.510	106.489
2	9:56.805	4:58.295	108.255
3	14:48.966	4:52.161	110.528
4	19:39.125	4:50.159	111.291
5	24:28.344	4:49.219	111.652

28 55 Emlyn HUGHES

Total Time **24:36.613** Avg Speed **109.004** Behind **1:50.048**
Best Time **4:52.396** Best Speed **110.439** On **5** Gp **b**

Lap	Elapsed Time	Lap Time	Lap Speed
1	4:54.007	4:54.007	108.120
2	9:56.897	5:02.890	106.613
3	14:51.694	4:54.797	109.540
4	19:44.217	4:52.523	110.391
5	24:36.613	4:52.396	110.439

Race Classification

29 87 Billy BYRNE

Total Time **24:40.603** Avg Speed **108.710** Behind **1:54.038**
Best Time **4:53.440** Best Speed **110.046** On **5** Gp **c**

Lap	Elapsed Time	Lap Time	Lap Speed
1	4:54.186	4:54.186	108.054
2	9:55.564	5:01.378	107.148
3	14:52.818	4:57.254	108.634
4	19:47.163	4:54.345	109.708
5	24:40.603	4:53.440	110.046

30 43 John TATTERSALL

Total Time **24:41.108** Avg Speed **108.673** Behind **1:54.543**
Best Time **4:53.457** Best Speed **110.040** On **5** Gp **c**

Lap	Elapsed Time	Lap Time	Lap Speed
1	4:54.716	4:54.716	107.860
2	9:56.035	5:01.319	107.169
3	14:53.244	4:57.209	108.651
4	19:47.651	4:54.407	109.685
5	24:41.108	4:53.457	110.040

31 32 Paul CRANSTON

Total Time **24:47.032** Avg Speed **108.240** Behind **2:00.467**
Best Time **4:52.732** Best Speed **110.313** On **4** Gp **b**

Lap	Elapsed Time	Lap Time	Lap Speed
1	4:57.229	4:57.229	106.948
2	10:01.211	5:03.982	106.230
3	14:57.829	4:56.618	108.867
4	19:50.561	4:52.732	110.313
5	24:47.032	4:56.471	108.921

32 81 Coyles WRIGHT

Total Time **24:47.799** Avg Speed **108.184** Behind **2:01.234**
Best Time **4:54.279** Best Speed **109.733** On **3** Gp **c**

Lap	Elapsed Time	Lap Time	Lap Speed
1	4:50.209	4:50.209	109.535
2	9:46.208	4:55.999	109.095
3	14:40.487	4:54.279	109.733
4	19:34.829	4:54.342	109.709
5	24:37.799	5:02.970	106.585

RELENTLESS International NORTH WEST 200 in association with Blackhorse

SUPERSTOCK

Race 4 - CP Hire Limited Superstock

Saturday, 15 May 2010

DETAILED RESULT



Race Classification

33 85 Sandor BITTER

Total Time **24:50.788** Avg Speed **107.967** Behind **2:04.223**
Best Time **4:51.591** Best Speed **110.744** On **4** Gp **c**

Lap	Elapsed Time	Lap Time	Lap Speed
1	4:55.171	4:55.171	107.694
2	9:53.763	4:58.592	108.148
3	14:47.179	4:53.416	110.055
4	19:38.770	4:51.591	110.744
5	24:50.788	5:12.018	103.494

34 69 Dave WOOLAMS

Total Time **25:11.360** Avg Speed **106.497** Behind **2:24.795**
Best Time **4:59.039** Best Speed **107.986** On **4** Gp **c**

Lap	Elapsed Time	Lap Time	Lap Speed
1	5:00.873	5:00.873	105.653
2	10:06.245	5:05.372	105.746
3	15:10.725	5:04.480	106.056
4	20:09.764	4:59.039	107.986
5	25:11.360	5:01.596	107.070

35 48 Myles BYRNE

Total Time **25:22.627** Avg Speed **105.709** Behind **2:36.062**
Best Time **5:01.914** Best Speed **106.958** On **5** Gp **c**

Lap	Elapsed Time	Lap Time	Lap Speed
1	5:04.118	5:04.118	104.525
2	10:13.299	5:09.181	104.444
3	15:18.540	5:05.241	105.792
4	20:20.713	5:02.173	106.866
5	25:22.627	5:01.914	106.958

36 42 John HILDRETH

Total Time **25:24.287** Avg Speed **105.594** Behind **2:37.722**
Best Time **5:02.541** Best Speed **106.736** On **5** Gp **c**

Lap	Elapsed Time	Lap Time	Lap Speed
1	5:05.765	5:05.765	103.962
2	10:14.894	5:09.129	104.461
3	15:19.166	5:04.272	106.129
4	20:21.746	5:02.580	106.722
5	25:24.287	5:02.541	106.736

Race Classification

37 59 Brian WYLES

Total Time **26:06.415** Avg Speed **102.754** Behind **3:19.850**
Best Time **5:08.093** Best Speed **104.813** On **4** Gp **c**

Lap	Elapsed Time	Lap Time	Lap Speed
1	5:09.785	5:09.785	102.613
2	10:27.927	5:18.142	101.502
3	15:43.233	5:15.306	102.415
4	20:51.326	5:08.093	104.813
5	26:06.415	5:15.089	102.485

Not Classified

DNF 33 Olie LINSDELL

Total Time **19:09.688** Avg Speed **111.912** Behind **1 Lap**
Best Time **4:46.233** Best Speed **112.817** On **4** Gp **b**

Lap	Elapsed Time	Lap Time	Lap Speed
1	4:45.635	4:45.635	111.289
2	9:34.065	4:48.430	111.958
3	14:23.455	4:49.390	111.586
4	19:09.688	4:46.233	112.817

DNF 47 Mark McPHEE

Total Time **19:23.828** Avg Speed **110.552** Behind **14.140**
Best Time **4:48.516** Best Speed **111.924** On **4** Gp **c**

Lap	Elapsed Time	Lap Time	Lap Speed
1	4:49.296	4:49.296	109.881
2	9:42.834	4:53.538	110.010
3	14:35.312	4:52.478	110.408
4	19:23.828	4:48.516	111.924

DNF 18 Brian McCORMACK

Total Time **19:53.713** Avg Speed **107.785** Behind **44.025**
Best Time **5:00.129** Best Speed **107.594** On **4** Gp **b**

Lap	Elapsed Time	Lap Time	Lap Speed
1	4:49.603	4:49.603	109.764
2	9:51.187	5:01.584	107.075
3	14:53.584	5:02.397	106.787
4	19:53.713	5:00.129	107.594

RELENTLESS International NORTH WEST 200 in association with Blackhorse

SUPERSTOCK

Race 4 - CP Hire Limited Superstock

Saturday, 15 May 2010

DETAILED RESULT



Not Classified

DNF 58 Fabrice MIGUET

Total Time **20:09.511** Avg Speed **106.377** Behind **59.823**

Best Time **4:59.899** Best Speed **107.676** On **4** Gp **c**

Lap	Elapsed Time	Lap Time	Lap Speed
1	5:01.705	5:01.705	105.361
2	10:05.992	5:04.287	106.123
3	15:09.612	5:03.620	106.357
4	20:09.511	4:59.899	107.676

DNF 57 Gerard KINGHAN

Total Time **14:27.124** Avg Speed **111.140** Behind **2 Laps**

Best Time **4:48.298** Best Speed **112.009** On **2** Gp **a**

Lap	Elapsed Time	Lap Time	Lap Speed
1	4:43.228	4:43.228	112.235
2	9:31.526	4:48.298	112.009
3	14:27.124	4:55.598	109.243

DNF 11 Gary JOHNSON

Total Time **14:36.046** Avg Speed **110.008** Behind **8.922**

Best Time **4:43.578** Best Speed **113.873** On **2** Gp **a**

Lap	Elapsed Time	Lap Time	Lap Speed
1	4:45.518	4:45.518	111.334
2	9:29.096	4:43.578	113.873
3	14:36.046	5:06.950	105.203

DNF 68 Derek BRIEN

Total Time **15:07.800** Avg Speed **106.160** Behind **40.676**

Best Time **5:04.992** Best Speed **105.878** On **2** Gp **b**

Lap	Elapsed Time	Lap Time	Lap Speed
1	4:53.788	4:53.788	108.200
2	9:58.780	5:04.992	105.878
3	15:07.800	5:09.020	104.498

DNF 67 Anthony McCOLGAN

Total Time **19:43.812** Avg Speed **81.408** Behind **5:16.688**

Best Time **5:29.522** Best Speed **97.996** On **2** Gp **c**

Lap	Elapsed Time	Lap Time	Lap Speed
1	5:00.484	5:00.484	105.789
2	10:30.006	5:29.522	97.996
3	19:43.812	9:13.806	58.309

Not Classified

DNF 20 Denver ROBB

Total Time **9:23.242** Avg Speed **113.770** Behind **3 Laps**

Best Time **4:44.571** Best Speed **113.476** On **2** Gp **a**

Lap	Elapsed Time	Lap Time	Lap Speed
1	4:38.671	4:38.671	114.070
2	9:23.242	4:44.571	113.476

DNF 39 Adrian CLARK

Total Time **9:50.592** Avg Speed **108.501** Behind **27.350**

Best Time **5:02.251** Best Speed **106.838** On **2** Gp **b**

Lap	Elapsed Time	Lap Time	Lap Speed
1	4:48.341	4:48.341	110.244
2	9:50.592	5:02.251	106.838

DNF 52 Dave HEWSON

Total Time **9:55.810** Avg Speed **107.551** Behind **32.568**

Best Time **5:00.921** Best Speed **107.311** On **2** Gp **b**

Lap	Elapsed Time	Lap Time	Lap Speed
1	4:54.889	4:54.889	107.796
2	9:55.810	5:00.921	107.311

DNF 44 Ian WHITLOW

Total Time **10:22.773** Avg Speed **102.895** Behind **59.531**

Best Time **5:21.657** Best Speed **100.393** On **2** Gp **c**

Lap	Elapsed Time	Lap Time	Lap Speed
1	5:01.116	5:01.116	105.567
2	10:22.773	5:21.657	100.393

DNF 83 Graham ENGLISH

Total Time **10:30.289** Avg Speed **101.668** Behind **1:07.047**

Best Time **5:27.428** Best Speed **98.623** On **2** Gp **b**

Lap	Elapsed Time	Lap Time	Lap Speed
1	5:02.861	5:02.861	104.959
2	10:30.289	5:27.428	98.623

RELENTLESS International NORTH WEST 200 in association with Blackhorse

SUPERSTOCK

Race 4 - CP Hire Limited Superstock

LAP CHART



1

No	Name	G	Elapsed Time	Lap Time
45	Keith AMOR	a	4:30.860	4:30.860
77	Ryan FARQUHAR	a	4:30.982	4:30.982
9	Ian HUTCHINSON	a	4:31.477	4:31.477
34	Alastair SEELEY	a	4:31.687	4:31.687
8	Guy MARTIN	a	4:34.277	4:34.277
2	Ian LOUGHER	a	4:35.101	4:35.101
4	John McGUINNESS	a	4:35.202	4:35.202
7	Michael RUTTER	a	4:35.674	4:35.674
6	Cameron DONALD	a	4:35.901	4:35.901
13	Adrian ARCHIBALD	a	4:36.289	4:36.289
17	Michael DUNLOP	a	4:36.660	4:36.660
49	Stefano BONETTI	a	4:38.335	4:38.335
20	Denver ROBB	a	4:38.671	4:38.671
60	Gavin HUNT	a	4:38.880	4:38.880
21	Jimmy MOORE	a	4:42.036	4:42.036
14	William DUNLOP	a	4:42.375	4:42.375
3	Stuart EASTON	b	4:42.809	4:42.809
57	Gerard KINGHAN	a	4:43.228	4:43.228
70	Daniel KNEEN	b	4:43.979	4:43.979
40	Martin JESSOPP	b	4:44.557	4:44.557
27	James HILLIER	b	4:45.182	4:45.182
11	Gary JOHNSON	a	4:45.518	4:45.518
33	Olie LINSDELL	b	4:45.635	4:45.635
16	John BURROWS	b	4:45.920	4:45.920
38	Jonathan HOWARTH	b	4:47.761	4:47.761
41	Paul DOBBS	b	4:47.905	4:47.905
39	Adrian CLARK	b	4:48.341	4:48.341
47	Mark McPHEE	c	4:49.296	4:49.296
18	Brian McCORMACK	b	4:49.603	4:49.603
81	Coyles WRIGHT	c	4:50.209	4:50.209
36	Michael NIBLETT	b	4:50.815	4:50.815
68	Derek BRIEN	b	4:53.788	4:53.788
55	Emlyn HUGHES	b	4:54.007	4:54.007
87	Billy BYRNE	c	4:54.186	4:54.186
71	Davy MORGAN	b	4:54.251	4:54.251
43	John TATTERSALL	c	4:54.716	4:54.716
52	Dave HEWSON	b	4:54.889	4:54.889
85	Sandor BITTER	c	4:55.171	4:55.171
65	Michael SWEENEY	b	4:55.681	4:55.681
32	Paul CRANSTON	b	4:57.229	4:57.229
54	Steve HENEGHAN	b	4:57.755	4:57.755
51	Paul SHOESMITH	b	4:58.510	4:58.510
67	Anthony McCOLGAN	c	5:00.484	5:00.484
69	Dave WOOLAMS	c	5:00.873	5:00.873
44	Ian WHITLOW	c	5:01.116	5:01.116
58	Fabrice MIGUET	c	5:01.705	5:01.705
83	Graham ENGLISH	b	5:02.861	5:02.861
48	Myles BYRNE	c	5:04.118	5:04.118

1

No	Name	G	Elapsed Time	Lap Time
42	John HILDRETH	c	5:05.765	5:05.765
59	Brian WYLES	c	5:09.785	5:09.785

2

No	Name	G	Elapsed Time	Lap Time
45	Keith AMOR	a	9:07.454	4:36.594
34	Alastair SEELEY	a	9:07.604	4:35.917
9	Ian HUTCHINSON	a	9:08.461	4:36.984
77	Ryan FARQUHAR	a	9:09.033	4:38.051
4	John McGUINNESS	a	9:14.880	4:39.678
8	Guy MARTIN	a	9:15.301	4:41.024
2	Ian LOUGHER	a	9:15.624	4:40.523
17	Michael DUNLOP	a	9:15.943	4:39.283
6	Cameron DONALD	a	9:16.365	4:40.464
13	Adrian ARCHIBALD	a	9:17.213	4:40.924
7	Michael RUTTER	a	9:18.574	4:42.900
49	Stefano BONETTI	a	9:19.983	4:41.648
60	Gavin HUNT	a	9:21.815	4:42.935
20	Denver ROBB	a	9:23.242	4:44.571
14	William DUNLOP	a	9:25.451	4:43.076
3	Stuart EASTON	b	9:26.980	4:44.171
21	Jimmy MOORE	a	9:28.445	4:46.409
11	Gary JOHNSON	a	9:29.096	4:43.578
40	Martin JESSOPP	b	9:31.340	4:46.783
57	Gerard KINGHAN	a	9:31.526	4:48.298
70	Daniel KNEEN	b	9:33.721	4:49.742
33	Olie LINSDELL	b	9:34.065	4:48.430
27	James HILLIER	b	9:36.378	4:51.196
16	John BURROWS	b	9:38.130	4:52.210
41	Paul DOBBS	b	9:39.519	4:51.614
38	Jonathan HOWARTH	b	9:42.188	4:54.427
47	Mark McPHEE	c	9:42.834	4:53.538
81	Coyles WRIGHT	c	9:46.208	4:55.999
36	Michael NIBLETT	b	9:46.525	4:55.710
71	Davy MORGAN	b	9:49.793	4:55.542
39	Adrian CLARK	b	9:50.592	5:02.251
18	Brian McCORMACK	b	9:51.187	5:01.584
65	Michael SWEENEY	b	9:51.624	4:55.943
85	Sandor BITTER	c	9:53.763	4:58.592
54	Steve HENEGHAN	b	9:55.405	4:57.650
87	Billy BYRNE	c	9:55.564	5:01.378
52	Dave HEWSON	b	9:55.810	5:00.921
43	John TATTERSALL	c	9:56.035	5:01.319
51	Paul SHOESMITH	b	9:56.805	4:58.295
55	Emlyn HUGHES	b	9:56.897	5:02.890
68	Derek BRIEN	b	9:58.780	5:04.992
32	Paul CRANSTON	b	10:01.211	5:03.982
58	Fabrice MIGUET	c	10:05.992	5:04.287
69	Dave WOOLAMS	c	10:06.245	5:05.372
48	Myles BYRNE	c	10:13.299	5:09.181
42	John HILDRETH	c	10:14.894	5:09.129
44	Ian WHITLOW	c	10:22.773	5:21.657
59	Brian WYLES	c	10:27.927	5:18.142



RELENTLESS International NORTH WEST 200

in association with Blackhorse

SUPERSTOCK

Race 4 - CP Hire Limited Superstock

LAP CHART



2				
No	Name	G	Elapsed Time	Lap Time
67	Anthony McCOLGAN	c	10:30.006	5:29.522
83	Graham ENGLISH	b	10:30.289	5:27.428

3				
No	Name	G	Elapsed Time	Lap Time
77	Ryan FARQUHAR	a	13:41.041	4:32.008
45	Keith AMOR	a	13:41.548	4:34.094
9	Ian HUTCHINSON	a	13:41.867	4:33.406
34	Alastair SEELEY	a	13:41.983	4:34.379
4	John McGUINNESS	a	13:51.816	4:36.936
17	Michael DUNLOP	a	13:52.148	4:36.205
8	Guy MARTIN	a	13:52.677	4:37.376
2	Ian LOUGHER	a	13:54.347	4:38.723
7	Michael RUTTER	a	13:54.619	4:36.045
13	Adrian ARCHIBALD	a	13:54.980	4:37.767
6	Cameron DONALD	a	13:55.153	4:38.788
49	Stefano BONETTI	a	14:00.284	4:40.301
60	Gavin HUNT	a	14:03.775	4:41.960
14	William DUNLOP	a	14:05.731	4:40.280
3	Stuart EASTON	b	14:07.897	4:40.917
21	Jimmy MOORE	a	14:11.209	4:42.764
40	Martin JESSOPP	b	14:15.836	4:44.496
70	Daniel KNEEN	b	14:23.229	4:49.508
33	Olie LINSDELL	b	14:23.455	4:49.390
27	James HILLIER	b	14:23.668	4:47.290
57	Gerard KINGHAN	a	14:27.124	4:55.598
41	Paul DOBBS	b	14:28.007	4:48.488
16	John BURROWS	b	14:30.840	4:52.710
38	Jonathan HOWARTH	b	14:34.790	4:52.602
47	Mark McPHEE	c	14:35.312	4:52.478
11	Gary JOHNSON	a	14:36.046	5:06.950
36	Michael NIBLETT	b	14:40.134	4:53.609
81	Coyles WRIGHT	c	14:40.487	4:54.279
71	Davy MORGAN	b	14:41.023	4:51.230
65	Michael SWEENEY	b	14:43.197	4:51.573
54	Steve HENEZHAN	b	14:46.893	4:51.488
85	Sandor BITTER	c	14:47.179	4:53.416
51	Paul SHOESMITH	b	14:48.966	4:52.161
55	Emlyn HUGHES	b	14:51.694	4:54.797
87	Billy BYRNE	c	14:52.818	4:57.254
43	John TATTERSALL	c	14:53.244	4:57.209
18	Brian McCORMACK	b	14:53.584	5:02.397
32	Paul CRANSTON	b	14:57.829	4:56.618
68	Derek BRIEN	b	15:07.800	5:09.020
58	Fabrice MIGUET	c	15:09.612	5:03.620
69	Dave WOOLAMS	c	15:10.725	5:04.480
48	Myles BYRNE	c	15:18.540	5:05.241
42	John HILDRETH	c	15:19.166	5:04.272
59	Brian WYLES	c	15:43.233	5:15.306
67	Anthony McCOLGAN	c	19:43.812	9:13.806

4				
No	Name	G	Elapsed Time	Lap Time
45	Keith AMOR	a	18:14.108	4:32.560
77	Ryan FARQUHAR	a	18:14.263	4:33.222
34	Alastair SEELEY	a	18:14.961	4:32.978
9	Ian HUTCHINSON	a	18:15.354	4:33.487
7	Michael RUTTER	a	18:24.723	4:30.104
8	Guy MARTIN	a	18:26.250	4:33.573
17	Michael DUNLOP	a	18:26.591	4:34.443
2	Ian LOUGHER	a	18:28.510	4:34.163
4	John McGUINNESS	a	18:31.622	4:39.806
6	Cameron DONALD	a	18:32.215	4:37.062
13	Adrian ARCHIBALD	a	18:32.427	4:37.447
49	Stefano BONETTI	a	18:39.456	4:39.172
14	William DUNLOP	a	18:42.643	4:36.912
60	Gavin HUNT	a	18:44.438	4:40.663
3	Stuart EASTON	b	18:44.588	4:36.691
21	Jimmy MOORE	a	18:52.563	4:41.354
40	Martin JESSOPP	b	18:59.397	4:43.561
27	James HILLIER	b	19:09.139	4:45.471
70	Daniel KNEEN	b	19:09.444	4:46.215
33	Olie LINSDELL	b	19:09.688	4:46.233
41	Paul DOBBS	b	19:14.381	4:46.374
16	John BURROWS	b	19:22.305	4:51.465
38	Jonathan HOWARTH	b	19:23.140	4:48.350
47	Mark McPHEE	c	19:23.828	4:48.516
71	Davy MORGAN	b	19:29.951	4:48.928
65	Michael SWEENEY	b	19:30.792	4:47.595
36	Michael NIBLETT	b	19:31.133	4:50.999
81	Coyles WRIGHT	c	19:34.829	4:54.342
54	Steve HENEZHAN	b	19:35.030	4:48.137
85	Sandor BITTER	c	19:38.770	4:51.591
51	Paul SHOESMITH	b	19:39.125	4:50.159
55	Emlyn HUGHES	b	19:44.217	4:52.523
87	Billy BYRNE	c	19:47.163	4:54.345
43	John TATTERSALL	c	19:47.651	4:54.407
32	Paul CRANSTON	b	19:50.561	4:52.732
18	Brian McCORMACK	b	19:53.713	5:00.129
58	Fabrice MIGUET	c	20:09.511	4:59.899
69	Dave WOOLAMS	c	20:09.764	4:59.039
48	Myles BYRNE	c	20:20.713	5:02.173
42	John HILDRETH	c	20:21.746	5:02.580
59	Brian WYLES	c	20:51.326	5:08.093

RELENTLESS International NORTH WEST 200 in association with Blackhorse

SUPERSTOCK

Race 4 - CP Hire Limited Superstock

LAP CHART



5

No	Name	G	Elapsed Time	Lap Time
45	Keith AMOR	a	22:46.565	4:32.457
9	Ian HUTCHINSON	a	22:46.734	4:31.380
77	Ryan FARQUHAR	a	22:47.138	4:32.875
34	Alastair SEELEY	a	22:47.504	4:32.543
7	Michael RUTTER	a	22:54.750	4:30.027
17	Michael DUNLOP	a	23:01.403	4:34.812
8	Guy MARTIN	a	23:01.840	4:35.590
2	Ian LOUGHER	a	23:05.165	4:36.655
4	John McGUINNESS	a	23:05.386	4:33.764
13	Adrian ARCHIBALD	a	23:08.497	4:36.070
3	Stuart EASTON	b	23:19.503	4:34.915
14	William DUNLOP	a	23:20.222	4:37.579
49	Stefano BONETTI	a	23:20.991	4:41.535
6	Cameron DONALD	a	23:25.492	4:53.277
60	Gavin HUNT	a	23:26.390	4:41.952
21	Jimmy MOORE	a	23:33.913	4:41.350
40	Martin JESSOPP	b	23:45.524	4:46.127
70	Daniel KNEEN	b	23:52.618	4:43.174
27	James HILLIER	b	23:53.268	4:44.129
41	Paul DOBBS	b	24:00.817	4:46.436
38	Jonathan HOWARTH	b	24:10.320	4:47.180
16	John BURROWS	b	24:12.523	4:50.218
65	Michael SWEENEY	b	24:16.668	4:45.876
71	Davy MORGAN	b	24:17.054	4:47.103
36	Michael NIBLETT	b	24:20.201	4:49.068
54	Steve HENEGHAN	b	24:21.623	4:46.593
51	Paul SHOESMITH	b	24:28.344	4:49.219
55	Emlyn HUGHES	b	24:36.613	4:52.396
81	Coyles WRIGHT	c	24:37.799	5:02.970
87	Billy BYRNE	c	24:40.603	4:53.440
43	John TATTERSALL	c	24:41.108	4:53.457
32	Paul CRANSTON	b	24:47.032	4:56.471
85	Sandor BITTER	c	24:50.788	5:12.018
69	Dave WOOLAMS	c	25:11.360	5:01.596
48	Myles BYRNE	c	25:22.627	5:01.914
42	John HILDRETH	c	25:24.287	5:02.541
59	Brian WYLES	c	26:06.415	5:15.089

Speed TrapCP Hire Superstock Race

No.	Name	<u>Lap 1</u>	<u>Lap 2</u>	<u>Lap 3</u>	<u>Lap 4</u>	<u>Lap 5</u>
2	Ian LOUGHER				176	186
3	Stuart EASTON			188	188	186
4	John McGUINNESS					183
6	Cameron DONALD					184
7	Michael RUTTER	187				
9	Ian HUTCHINSON			191	186	
14	William DUNLOP			187	171	182
16	John BURROWS			173	174	
17	Michael DUNLOP				184	
18	Brian McCORMACK			174		
21	Jimmy MOORE			184	183	181
36	Michael NIBLETT				169	179
38	Jonathan HOWARTH			172	184	
41	Paul DOBBS				183	182
42	John HILDRETH			168		175
43	John TATTERSALL			175		
45	Keith AMOR					187
47	Mark McPHEE			180	175	181
48	Myles BYRNE			171	172	170
49	Stefano BONETTI			187		181
51	Paul SHOESMITH				186	186
54	Steve HENEGHAN				178	174
55	Emlyn HUGHES			180	182	182
57	Gerard KINGHAN			176		
59	Brian WYLES		162			
65	Michael SWEENEY		182	177	174	
68	Derek BRIEN			174		
69	Dave WOOLAMS			162	172	161
70	Daniel KNEEN	182			177	169
71	Davy MORGAN			178		179
77	Ryan FARQUHAR			191	185	187
81	Coyles WRIGHT	176		178		
85	Sandor BITTER			181		176
87	Billy BYRNE			176		