



TUESDAY 11th – SATURDAY 15th MAY 2010

promoted by
Coleraine & District Motor Club
www.northwest200.org

greenline[®]

SUPERBIKE RACE



The Triangle Circuit 8.970 miles



LAP RECORDS (for 8.966 miles circuit 1998-2009)

Class	Rider	Machine	m	s	mph	Year
125cc	Robert Dunlop	Honda	5	12.909	103.153	2006
Supersport	Steve Plater	Yamaha	4	30.792	119.197	2008
Superstock	Guy Martin	Honda	4	24.682	121.949	2008
Superbike	Steve Plater	Honda	4	20.074	124.109	2006

MOST WINS at NORTH WEST 200

Robert Dunlop	15	1986 - 06	(125 - 5, 250 - 4, 350 - 1, SBK - 5)
Joey Dunlop	13	1979 - 88	(250 - 1, 500 - 1, P750 - 2, SBK - 9)
Michael Rutter	12	1997 - 08	(SSP - 2, P1000 - 1, SBK - 9)
Phillip McCallen	11	1991 - 97	(250 - 2, 400 - 1, SSP - 4, SBK - 4)
Tony Rutter	9	1973 - 82	(250 - 2, 350 - 5, 500 - 1, SBK - 1)
Bruce Anstey (NZ)	9	2002 - 07	(SSP - 4, P1000/STK - 4, SBK - 1)
Ian Lougher	8	1991 - 05	(125 - 5, 250 - 1, SSP - 1, STK - 1)
Steve Plater	8	2006 - 09	(SSP - 2, SBK - 6)

RELENTLESS International NORTH WEST 200 in association with Blackhorse

SUPERBIKE

First Qualifying

Tuesday, 11 May 2010




Qualifying Time **5:24.610** Qualifying Speed **99.479**

Pos	Class	No	Name	Machine / Sponsor	Time	Best Lap Time	Behind	Speed	On	Total Laps	Qualifying Laps
1	SBK	1	Steve PLATER	Honda - HM Plant Honda	4:32.622			118.450	7	7	5
2	SBK	4	John McGUINNESS	Honda - HM Plant Honda	4:35.023	2.401		117.416	6	7	7
3	SBK	3	Stuart EASTON	Honda - Swan Honda	4:35.775	3.153		117.095	6	7	6
4	SBK	26	Michael DUNLOP	Honda - Street Sweep / Robinson Concrete	4:36.521	3.899		116.780	7	7	5
5	SBK	12	Conor CUMMINS	Kawasaki - McAdoo Kawasaki Racing	4:37.431	4.809		116.397	6	7	6
6	SBK	77	Ryan FARQUHAR	Kawasaki - MSS Colchester Kawasaki	4:38.141	5.519		116.099	7	7	5
7	SBK	13	Adrian ARCHIBALD	Suzuki - AMA Racing	4:39.018	6.396		115.734	7	7	4
8	SBK	34	Alastair SEELEY	Suzuki - Relentless Suzuki by TAS Racing	4:39.427	6.805		115.565	6	6	3
9	SBK	37	Keith AMOR	BMW - KBMG Racing	4:39.678	7.056		115.461	6	7	6
10	SBK	6	Cameron DONALD	Suzuki - Relentless Suzuki by TAS Racing	4:40.748	8.126		115.021	5	7	5
11	SBK	9	Ian HUTCHINSON	Honda - Padgett s of Batley	4:40.946	8.324		114.940	6	6	4
12	SBK	8	Guy MARTIN	Honda - Wilson Craig Racing	4:41.678	9.056		114.642	7	8	7
13	SBK	11	Gary JOHNSON	Suzuki - AIM Suzuki	4:41.822	9.200		114.583	4	6	5
14	SBK	5	Bruce ANSTEY	Suzuki - Relentless Suzuki by TAS Racing	4:42.474	9.852		114.318	5	6	4
15	SBK	2	Ian LOUGHER	Kawasaki - Blackhorse Kawasaki	4:44.273	11.651		113.595	5	7	4
16	SBK	20	Denver ROBB	Suzuki - D.R. Racing	4:44.796	12.174		113.386	7	7	4
17	SBK	14	William DUNLOP	Suzuki - CD Racing	4:45.020	12.398		113.297	6	6	4
18	SBK	24	James McBRIDE	Yamaha - Downview Finance/Pazzo Racing	4:47.743	15.121		112.225	6	7	5
19	SBK	68	Derek BRIEN	Kawasaki	4:49.717	17.095		111.460	6	7	6
20	SBK	15	Stephen THOMPSON	Kawasaki - MSS Colchester Kawasaki	4:49.754	17.132		111.446	4	7	4
21	SBK	70	Daniel KNEEN	Yamaha - Marks Bloom Racing	4:49.779	17.157		111.437	6	7	6
22	SBK	17	Jimmy MOORE	Yamaha - East Coast Racing	4:51.056	18.434		110.948	6	7	4
23	SBK	16	John BURROWS	Suzuki - Burrows Engineering	4:51.847	19.225		110.647	3	6	5
24	SBK	33	Olie LINSDELL	Yamaha - Team Flitwick Yamaha	4:52.711	20.089		110.320	5	6	4
25	SBK	60	Gavin HUNT	Yamaha - Sloppy Racing	4:54.455	21.833		109.667	3	4	3
26	SBK	41	Paul DOBBS	Yamaha - Dave East Engineering	4:55.436	22.814		109.303	5	7	6
27	SBK	83	Graham ENGLISH	Yamaha	4:57.166	24.544		108.667	6	6	3
28	SBK	52	Dave HEWSON	Kawasaki - The Other Bike Shop	4:58.197	25.575		108.291	6	7	5
29	SBK	39	Adrian CLARK	Kawasaki - Adrian Clark Racing	4:58.506	25.884		108.179	6	7	6
30	SBK	66	Mark BUCKLEY	Kawasaki - OTSS Racing	4:58.755	26.133		108.089	4	6	3
31	SBK	69	Dave WOOLAMS	Suzuki - Wooly s Autos	4:59.131	26.509		107.953	5	7	5
32	SBK	63	James HILLIER	Kawasaki - Bournemouth Kawasaki Racing	4:59.483	26.861		107.826	6	7	5
33	SBK	18	Brian McCORMACK	Honda - TAG Racing	4:59.921	27.299		107.668	4	6	3
34	SBK	84	James REDPATH	Suzuki - Raymond Lilley Electrical	4:59.986	27.364		107.645	3	5	3
35	SBK	36	Michael NIBLETT	Honda - Kestral Honda	5:00.045	27.423		107.624	5	7	6
36	SBK	54	Steve HENEGHAN	Honda - Quattro Plant Honda	5:01.171	28.549		107.221	3	5	4
37	SBK	21	Ben WYLIE	Yamaha - Phase One Endurance	5:01.452	28.830		107.122	4	7	4
38	SBK	32	Paul CRANSTON	Honda - P & J Fuel Haulage	5:01.964	29.342		106.940	5	7	5
39	SBK	47	Mark McPHEE	Suzuki	5:02.081	29.459		106.898	5	5	3
40	SBK	56	Tony CZYZEWSKI	Suzuki - Red Mist Racing	5:02.723	30.101		106.672	4	6	4
42	SBK	27	James McCANN	Suzuki - Lectros Ireland	5:06.495	33.873		105.359	4	5	3
43	SBK	43	John TATTERSALL	Suzuki - Kick Start Motorcycles	5:07.664	35.042		104.959	4	6	4
44	SBK	38	Jonathan HOWARTH	Honda - Midland Motorsport	5:07.811	35.189		104.909	6	7	5
45	SBK	85	Sandor BITTER	Suzuki - Barron Transport Services	5:08.766	36.144		104.584	6	7	5
46	SBK	98	Paul OWEN	Kawasaki - Speedycom.co.uk	5:10.768	38.146		103.910	4	4	3
48	SBK	55	Emlyn HUGHES	Suzuki - D & G W Racing	5:14.981	42.359		102.520	5	6	4
49	SBK	29	Ryan McCAY	Suzuki - PRF Racing	5:15.709	43.087		102.284	4	4	2
50	SBK	42	John HILDRETH	Suzuki	5:16.312	43.690		102.089	5	6	4
53	SBK	51	Paul SHOESMITH	BMW - Speedfreak Ice Valley Racing	5:22.622	50.000		100.092	5	5	2

Non Qualifiers

These Results are provisional and are subject to ratification by the Stewards of the Meeting.

Track	The Triangle	Signed	Organising Club	Coleraine & District Motor Club
Length(miles)	8.9700 Lap 1 (8.8300)		Qualifying Started	18:44:48.000
Weather	Sunny	Chief Timekeeper		
Track	Dry	Issued At: 19:34:00		



RELENTLESS International NORTH WEST 200 in association with Blackhorse

SUPERBIKE

First Qualifying


Tuesday, 11 May 2010



Qualifying Time **5:24.610** Qualifying Speed **99.479**

Pos	Class	No	Name	Machine / Sponsor	Time	Best Lap Behind	Speed	On	Total Laps	Qualifying Laps
Non Qualifiers										
	SBK	101	Gary MASON	Kawasaki - MSS Colchester Kawasaki	5:06.067	33.445	105.506	3	3	<u>1</u>
	SBK	44	William DAVISON	Suzuki - Farlough Garage	5:13.031	40.409	103.159	3	3	<u>1</u>
	SBK	58	Fabrice MIGUET	Kawasaki	5:16.700	44.078	101.964	5	5	<u>1</u>
	SBK	71	Davy MORGAN	Suzuki - Strangford Holiday Park	5:18.212	45.590	101.480	2	2	<u>1</u>
	SBK	53	Donald MacFADYEN	Yamaha - Capital Fire & Security Alarms	5:23.896	51.274	99.699	2	2	<u>1</u>
	SBK	49	Forbes COWAN	Yamaha - Cowan Racing	5:29.470	56.848	98.012	6	6	<u>0</u>
	SBK	48	Myles BYRNE	Honda - Step Racing	5:37.590	1:04.968	95.654	6	6	<u>0</u>
	SBK	72	Kevin MAXTED	Suzuki	5:40.444	1:07.822	94.853	5	6	<u>0</u>
	SBK	19	Carl RENNIE	Yamaha - Phase One Endurance	6:21.587	1:48.965	84.626	1	1	<u>0</u>
	SBK	57	Gerard KINGHAN	Suzuki - KP Racing	6:51.332	2:18.710	78.506	1	1	<u>0</u>

These Results are provisional and are subject to ratification by the Stewards of the Meeting.

Track	The Triangle	Signed		Organising Club	Coleraine & District Motor Club
Length(miles)	8.9700 Lap 1 (8.8300)		Chief Timekeeper	Qualifying Started	18:44:48.000
Weather	Sunny	Issued At:	19:34:00		
Track	Dry				



MCUI
Ulster Centre
Timing
www.elaps-timing.com



Powered by
e-Laps II
© 2010
Walter Marks



RELENTLESS International NORTH WEST 200

in association with Blackhorse
SUPERBIKE



First Qualifying

Tuesday, 11 May 2010

DETAILED RESULT

Qualifying Classification

Position

1	1 Steve PLATER					
	SBK		Behind			
Best Time	4:32.622	Best Speed	118.450	On	7	Gp a
<i>Lap</i>	<i>Elapsed Time</i>	<i>Lap Time</i>	<i>Lap Speed</i>			
1	5:00.867	5:00.867	105.655			
2	14:23.702	9:22.835	57.374			
3	19:03.027	4:39.325	115.607			
4	23:37.831	4:34.804	117.509			
5	28:19.980	4:42.149	114.450			
6	35:10.587	6:50.607	78.645			
7	39:43.209	4:32.622	118.450			

2	4 John McGUINNESS					
	SBK		Behind			2.401
Best Time	4:35.023	Best Speed	117.416	On	6	Gp a
<i>Lap</i>	<i>Elapsed Time</i>	<i>Lap Time</i>	<i>Lap Speed</i>			
1	5:00.669	5:00.669	105.724			
2	9:42.011	4:41.342	114.778			
3	14:22.159	4:40.148	115.268			
4	19:06.756	4:44.597	113.466			
5	23:47.030	4:40.274	115.216			
6	28:22.053	4:35.023	117.416			
7	33:10.109	4:48.056	112.103			

3	3 Stuart EASTON					
	SBK		Behind			3.153
Best Time	4:35.775	Best Speed	117.095	On	6	Gp a
<i>Lap</i>	<i>Elapsed Time</i>	<i>Lap Time</i>	<i>Lap Speed</i>			
1	5:19.361	5:19.361	99.536			
2	10:05.668	4:46.307	112.788			
3	19:58.204	9:52.536	54.498			
4	24:38.740	4:40.536	115.108			
5	29:27.188	4:48.448	111.951			
6	34:02.963	4:35.775	117.095			
7	39:26.799	5:23.836	99.717			

4	26 Michael DUNLOP					
	SBK		Behind			3.899
Best Time	4:36.521	Best Speed	116.780	On	7	Gp a
<i>Lap</i>	<i>Elapsed Time</i>	<i>Lap Time</i>	<i>Lap Speed</i>			
1	6:14.870	6:14.870	84.797			
2	11:13.255	4:58.385	108.223			
3	20:59.957	9:46.702	55.040			
4	25:41.310	4:41.353	114.774			
5	30:20.792	4:39.482	115.542			
6	34:59.694	4:38.902	115.783			
7	39:36.215	4:36.521	116.780			

Qualifying Classification

Position

5	12 Conor CUMMINS					
	SBK		Behind			4.809
Best Time	4:37.431	Best Speed	116.397	On	6	Gp a
<i>Lap</i>	<i>Elapsed Time</i>	<i>Lap Time</i>	<i>Lap Speed</i>			
1	5:09.382	5:09.382	102.747			
2	9:54.229	4:44.847	113.366			
3	16:45.829	6:51.600	78.455			
4	21:23.929	4:38.100	116.117			
5	26:06.278	4:42.349	114.369			
6	30:43.709	4:37.431	116.397			
7	35:33.606	4:49.897	111.391			

6	77 Ryan FARQUHAR					
	SBK		Behind			5.519
Best Time	4:38.141	Best Speed	116.099	On	7	Gp a
<i>Lap</i>	<i>Elapsed Time</i>	<i>Lap Time</i>	<i>Lap Speed</i>			
1	5:08.819	5:08.819	102.934			
2	9:53.658	4:44.839	113.369			
3	14:37.616	4:43.958	113.721			
4	19:23.272	4:45.656	113.045			
5	27:34.542	8:11.270	65.732			
6	33:40.832	6:06.290	88.160			
7	38:18.973	4:38.141	116.099			

7	13 Adrian ARCHIBALD					
	SBK		Behind			6.396
Best Time	4:39.018	Best Speed	115.734	On	7	Gp a
<i>Lap</i>	<i>Elapsed Time</i>	<i>Lap Time</i>	<i>Lap Speed</i>			
1	5:54.475	5:54.475	89.676			
2	12:03.847	6:09.372	87.424			
3	16:48.649	4:44.802	113.384			
4	21:31.595	4:42.946	114.128			
5	26:45.777	5:14.182	102.781			
6	33:44.257	6:58.480	77.165			
7	38:23.275	4:39.018	115.734			

8	34 Alastair SEELEY					
	SBK		Behind			6.805
Best Time	4:39.427	Best Speed	115.565	On	6	Gp a
<i>Lap</i>	<i>Elapsed Time</i>	<i>Lap Time</i>	<i>Lap Speed</i>			
1	5:37.065	5:37.065	94.308			
2	15:26.182	9:49.117	54.814			
3	24:31.899	9:05.717	59.174			
4	29:14.535	4:42.636	114.253			
5	33:54.702	4:40.167	115.260			
6	38:34.129	4:39.427	115.565			



RELENTLESS International NORTH WEST 200
in association with Blackhorse
SUPERBIKE



First Qualifying

Tuesday, 11 May 2010

DETAILED RESULT

Qualifying Classification

Position

9 **37 Keith AMOR**

SBK Behind **7.056**
 Best Time **4:39.678** Best Speed **115.461** On **6** Gp **a**

Lap	Elapsed Time	Lap Time	Lap Speed
1	5:10.495	5:10.495	102.378
2	9:53.362	4:42.867	114.160
3	14:37.015	4:43.653	113.843
4	19:24.571	4:47.556	112.298
5	29:59.936	10:35.365	50.824
6	34:39.614	4:39.678	115.461
7	39:19.462	4:39.848	115.391

10 **6 Cameron DONALD**

SBK Behind **8.126**
 Best Time **4:40.748** Best Speed **115.021** On **5** Gp **a**

Lap	Elapsed Time	Lap Time	Lap Speed
1	5:02.696	5:02.696	105.016
2	9:49.244	4:46.548	112.693
3	17:44.542	7:55.298	67.941
4	22:27.918	4:43.376	113.955
5	27:08.666	4:40.748	115.021
6	32:03.243	4:54.577	109.622
7	40:57.923	8:54.680	60.395

11 **9 Ian HUTCHINSON**

SBK Behind **8.324**
 Best Time **4:40.946** Best Speed **114.940** On **6** Gp **a**

Lap	Elapsed Time	Lap Time	Lap Speed
1	5:17.878	5:17.878	100.001
2	10:04.059	4:46.181	112.838
3	14:54.090	4:50.031	111.340
4	26:59.634	12:05.544	44.507
5	32:41.440	5:41.806	94.475
6	37:22.386	4:40.946	114.940

12 **8 Guy MARTIN**

SBK Behind **9.056**
 Best Time **4:41.678** Best Speed **114.642** On **7** Gp **a**

Lap	Elapsed Time	Lap Time	Lap Speed
1	5:04.202	5:04.202	104.496
2	9:50.644	4:46.442	112.735
3	15:10.570	5:19.926	100.936
4	19:53.986	4:43.416	113.939
5	24:38.120	4:44.134	113.651
6	31:46.384	7:08.264	75.402
7	36:28.062	4:41.678	114.642
8	41:16.771	4:48.709	111.850

Qualifying Classification

Position

13 **11 Gary JOHNSON**

SBK Behind **9.200**
 Best Time **4:41.822** Best Speed **114.583** On **4** Gp **a**

Lap	Elapsed Time	Lap Time	Lap Speed
1	5:09.753	5:09.753	102.624
2	9:51.398	4:41.645	114.655
3	14:36.577	4:45.179	113.234
4	19:18.399	4:41.822	114.583
5	24:07.568	4:49.169	111.672
6	37:10.033	13:02.465	41.270

14 **5 Bruce ANSTEY**

SBK Behind **9.852**
 Best Time **4:42.474** Best Speed **114.318** On **5** Gp **a**

Lap	Elapsed Time	Lap Time	Lap Speed
1	5:12.136	5:12.136	101.840
2	14:21.999	9:09.863	58.727
3	24:12.211	9:50.212	54.713
4	28:56.732	4:44.521	113.496
5	33:39.206	4:42.474	114.318
6	38:25.846	4:46.640	112.657

15 **2 Ian LOUGHER**

SBK Behind **11.651**
 Best Time **4:44.273** Best Speed **113.595** On **5** Gp **a**

Lap	Elapsed Time	Lap Time	Lap Speed
1	5:42.305	5:42.305	92.865
2	10:35.973	4:53.668	109.961
3	17:45.652	7:09.679	75.154
4	22:29.973	4:44.321	113.576
5	27:14.246	4:44.273	113.595
6	32:03.715	4:49.469	111.556
7	38:39.476	6:35.761	81.595

16 **20 Denver ROBB**

SBK Behind **12.174**
 Best Time **4:44.796** Best Speed **113.386** On **7** Gp **a**

Lap	Elapsed Time	Lap Time	Lap Speed
1	5:42.959	5:42.959	92.687
2	10:37.050	4:54.091	109.803
3	19:19.778	8:42.728	61.776
4	24:06.964	4:47.186	112.443
5	29:19.419	5:12.455	103.349
6	35:32.703	6:13.284	86.508
7	40:17.499	4:44.796	113.386



RELENTLESS International NORTH WEST 200

in association with Blackhorse
SUPERBIKE



First Qualifying

Tuesday, 11 May 2010

DETAILED RESULT

Qualifying Classification

Position

17 14 William DUNLOP

SBK Behind 12.398

Best Time 4:45.020 Best Speed 113.297 On 6 Gp a

Lap	Elapsed Time	Lap Time	Lap Speed
1	6:01.009	6:01.009	88.053
2	10:59.151	4:58.142	108.311
3	17:45.929	6:46.778	79.385
4	22:32.632	4:46.703	112.632
5	27:19.819	4:47.187	112.442
6	32:04.839	4:45.020	113.297

18 24 James McBRIDE

SBK Behind 15.121

Best Time 4:47.743 Best Speed 112.225 On 6 Gp a

Lap	Elapsed Time	Lap Time	Lap Speed
1	5:54.982	5:54.982	89.548
2	10:49.823	4:54.841	109.523
3	15:42.477	4:52.654	110.342
4	20:35.020	11:08.543	48.302
5	31:40.597	4:49.577	111.514
6	36:28.340	4:47.743	112.225
7	41:19.374	4:51.034	110.956

19 68 Derek BRIEN

SBK Behind 17.095

Best Time 4:49.717 Best Speed 111.460 On 6 Gp a

Lap	Elapsed Time	Lap Time	Lap Speed
1	7:15.108	7:15.108	73.058
2	12:20.172	5:05.064	105.853
3	17:24.239	5:04.067	106.200
4	22:22.521	4:58.282	108.260
5	27:18.320	4:55.799	109.169
6	32:08.037	4:49.717	111.460
7	37:11.779	5:03.742	106.314

20 15 Stephen THOMPSON

SBK Behind 17.132

Best Time 4:49.754 Best Speed 111.446 On 4 Gp a

Lap	Elapsed Time	Lap Time	Lap Speed
1	5:40.099	5:40.099	93.467
2	14:06.670	8:26.571	63.746
3	19:04.471	4:57.801	108.435
4	23:54.225	4:49.754	111.446
5	28:44.197	4:49.972	111.362
6	33:44.081	4:59.884	107.682
7	40:40.552	6:56.471	77.537

Qualifying Classification

Position

21 70 Daniel KNEEN

SBK Behind 17.157

Best Time 4:49.779 Best Speed 111.437 On 6 Gp a

Lap	Elapsed Time	Lap Time	Lap Speed
1	6:30.393	6:30.393	81.426
2	11:32.202	5:01.809	106.995
3	16:30.240	4:58.038	108.349
4	21:23.814	4:53.574	109.996
5	26:16.242	4:52.428	110.427
6	31:06.021	4:49.779	111.437
7	36:03.565	4:57.544	108.528

22 17 Jimmy MOORE

SBK Behind 18.434

Best Time 4:51.056 Best Speed 110.948 On 6 Gp a

Lap	Elapsed Time	Lap Time	Lap Speed
1	6:52.974	6:52.974	76.973
2	12:10.667	5:17.693	101.645
3	17:18.771	5:08.104	104.809
4	22:29.207	8:10.436	65.843
5	31:30.884	6:01.677	89.284
6	36:21.940	4:51.056	110.948
7	41:13.071	4:51.131	110.919

23 16 John BURROWS

SBK Behind 19.225

Best Time 4:51.847 Best Speed 110.647 On 3 Gp a

Lap	Elapsed Time	Lap Time	Lap Speed
1	5:56.011	5:56.011	89.289
2	10:51.105	4:55.094	109.430
3	15:42.952	4:51.847	110.647
4	20:36.913	4:53.961	109.851
5	25:33.403	4:56.490	108.914
6	30:36.099	5:02.696	106.681

24 33 Olie LINSDELL

SBK Behind 20.089

Best Time 4:52.711 Best Speed 110.320 On 5 Gp a

Lap	Elapsed Time	Lap Time	Lap Speed
1	6:27.798	6:27.798	81.971
2	11:32.478	5:04.680	105.987
3	22:05.533	10:33.055	51.010
4	26:59.967	4:54.434	109.675
5	31:52.678	4:52.711	110.320
6	36:59.354	5:06.676	105.297



RELENTLESS International NORTH WEST 200
in association with Blackhorse
SUPERBIKE



First Qualifying

Tuesday, 11 May 2010

DETAILED RESULT

Qualifying Classification

Position

25 **60 Gavin HUNT**

SBK Behind **21.833**
 Best Time **4:54.455** Best Speed **109.667** On **3** Gp **a**

Lap	Elapsed Time	Lap Time	Lap Speed
1	7:16.290	7:16.290	72.860
2	12:27.173	5:10.883	103.872
3	17:21.628	4:54.455	109.667
4	22:34.840	5:13.212	103.099

26 **41 Paul DOBBS**

SBK Behind **22.814**
 Best Time **4:55.436** Best Speed **109.303** On **5** Gp **a**

Lap	Elapsed Time	Lap Time	Lap Speed
1	7:03.365	7:03.365	75.084
2	12:15.931	5:12.566	103.313
3	17:14.249	4:58.318	108.247
4	22:10.444	4:56.195	109.023
5	27:05.880	4:55.436	109.303
6	32:02.429	4:56.549	108.893
7	37:04.903	5:02.474	106.760

27 **83 Graham ENGLISH**

SBK Behind **24.544**
 Best Time **4:57.166** Best Speed **108.667** On **6** Gp **a**

Lap	Elapsed Time	Lap Time	Lap Speed
1	7:34.768	7:34.768	69.899
2	19:06.660	11:31.892	46.672
3	24:07.687	5:01.027	107.273
4	29:15.662	5:07.975	104.852
5	35:56.326	6:40.664	80.596
6	40:53.492	4:57.166	108.667

28 **52 Dave HEWSON**

SBK Behind **25.575**
 Best Time **4:58.197** Best Speed **108.291** On **6** Gp **a**

Lap	Elapsed Time	Lap Time	Lap Speed
1	7:22.070	7:22.070	71.907
2	12:36.178	5:14.108	102.805
3	17:47.483	5:11.305	103.731
4	22:54.405	5:06.922	105.212
5	31:33.414	8:39.009	62.219
6	36:31.611	4:58.197	108.291
7	41:33.394	5:01.783	107.004

Qualifying Classification

Position

29 **39 Adrian CLARK**

SBK Behind **25.884**
 Best Time **4:58.506** Best Speed **108.179** On **6** Gp **a**

Lap	Elapsed Time	Lap Time	Lap Speed
1	6:56.829	6:56.829	76.261
2	12:15.507	5:18.678	101.331
3	17:18.649	5:03.142	106.524
4	22:21.980	5:03.331	106.458
5	27:22.039	5:00.059	107.619
6	32:20.545	4:58.506	108.179
7	37:22.672	5:02.127	106.882

30 **66 Mark BUCKLEY**

SBK Behind **26.133**
 Best Time **4:58.755** Best Speed **108.089** On **4** Gp **a**

Lap	Elapsed Time	Lap Time	Lap Speed
1	6:28.408	6:28.408	81.842
2	11:46.523	5:18.115	101.510
3	18:03.205	6:16.682	85.727
4	23:01.960	4:58.755	108.089
5	28:18.118	5:16.158	102.139
6	37:05.624	8:47.506	61.216

31 **69 Dave WOOLAMS**

SBK Behind **26.509**
 Best Time **4:59.131** Best Speed **107.953** On **5** Gp **a**

Lap	Elapsed Time	Lap Time	Lap Speed
1	6:50.422	6:50.422	77.452
2	12:46.535	5:56.113	90.679
3	17:52.606	5:06.071	105.505
4	22:53.802	5:01.196	107.213
5	27:52.933	4:59.131	107.953
6	32:54.005	5:01.072	107.257
7	37:53.176	4:59.171	107.938

32 **63 James HILLIER**

SBK Behind **26.861**
 Best Time **4:59.483** Best Speed **107.826** On **6** Gp **a**

Lap	Elapsed Time	Lap Time	Lap Speed
1	8:24.028	8:24.028	63.068
2	14:00.915	5:36.887	95.854
3	19:10.767	5:09.852	104.217
4	24:12.808	5:02.041	106.913
5	29:15.630	5:02.822	106.637
6	34:15.113	4:59.483	107.826
7	39:15.908	5:00.795	107.356



RELENTLESS International NORTH WEST 200

in association with Blackhorse
SUPERBIKE



First Qualifying

Tuesday, 11 May 2010

DETAILED RESULT

Qualifying Classification

Position

33 18 Brian McCORMACK

SBK Behind 27.299

Best Time 4:59.921 Best Speed 107.668 On 4 Gp a

Lap	Elapsed Time	Lap Time	Lap Speed
1	6:33.183	6:33.183	80.848
2	11:48.592	5:15.409	102.381
3	19:54.288	8:05.696	66.486
4	24:54.209	4:59.921	107.668
5	30:04.459	5:10.250	104.084
6	38:43.792	8:39.333	62.180

34 84 James REDPATH

SBK Behind 27.364

Best Time 4:59.986 Best Speed 107.645 On 3 Gp a

Lap	Elapsed Time	Lap Time	Lap Speed
1	7:08.408	7:08.408	74.200
2	12:21.034	5:12.626	103.293
3	17:21.020	4:59.986	107.645
4	22:23.791	5:02.771	106.655
5	28:53.073	6:29.282	82.953

35 36 Michael NIBLETT

SBK Behind 27.423

Best Time 5:00.045 Best Speed 107.624 On 5 Gp a

Lap	Elapsed Time	Lap Time	Lap Speed
1	7:28.760	7:28.760	70.835
2	12:42.405	5:13.645	102.957
3	17:49.745	5:07.340	105.069
4	22:51.833	5:02.088	106.896
5	27:51.878	5:00.045	107.624
6	32:53.787	5:01.909	106.959
7	37:53.843	5:00.056	107.620

36 54 Steve HENEGHAN

SBK Behind 28.549

Best Time 5:01.171 Best Speed 107.221 On 3 Gp a

Lap	Elapsed Time	Lap Time	Lap Speed
1	7:16.791	7:16.791	72.776
2	12:29.339	5:12.548	103.319
3	17:30.510	5:01.171	107.221
4	22:32.131	5:01.621	107.062
5	27:37.270	5:05.139	105.827

Qualifying Classification

Position

37 21 Ben WYLIE

SBK Behind 28.830

Best Time 5:01.452 Best Speed 107.122 On 4 Gp a

Lap	Elapsed Time	Lap Time	Lap Speed
1	6:29.444	6:29.444	81.624
2	11:40.984	5:11.540	103.653
3	16:46.612	5:05.628	105.658
4	21:48.064	5:01.452	107.122
5	26:58.034	5:09.970	104.178
6	34:22.834	7:24.800	72.599
7	39:56.220	5:33.386	96.861

38 32 Paul CRANSTON

SBK Behind 29.342

Best Time 5:01.964 Best Speed 106.940 On 5 Gp a

Lap	Elapsed Time	Lap Time	Lap Speed
1	6:09.033	6:09.033	86.139
2	11:17.037	5:08.004	104.843
3	16:22.118	5:05.081	105.847
4	21:26.934	5:04.816	105.939
5	26:28.898	5:01.964	106.940
6	31:36.987	5:08.089	104.814
7	40:19.301	8:42.314	61.825

39 47 Mark McPHEE

SBK Behind 29.459

Best Time 5:02.081 Best Speed 106.898 On 5 Gp a

Lap	Elapsed Time	Lap Time	Lap Speed
1	7:31.807	7:31.807	70.357
2	12:47.448	5:15.641	102.306
3	18:00.661	5:13.213	103.099
4	32:07.664	14:07.003	38.125
5	37:09.745	5:02.081	106.898

40 56 Tony CZYZEWSKI

SBK Behind 30.101

Best Time 5:02.723 Best Speed 106.672 On 4 Gp a

Lap	Elapsed Time	Lap Time	Lap Speed
1	6:34.664	6:34.664	80.544
2	11:49.584	5:14.920	102.540
3	19:04.036	7:14.452	74.328
4	24:06.759	5:02.723	106.672
5	29:09.644	5:02.885	106.615
6	34:22.056	5:12.412	103.364



RELENTLESS International NORTH WEST 200

in association with Blackhorse
SUPERBIKE



First Qualifying

Tuesday, 11 May 2010

DETAILED RESULT

Qualifying Classification

Position

42 27 James McCANN

SBK Behind 33.873

Best Time 5:06.495 Best Speed 105.359 On 4 Gp a

Lap	Elapsed Time	Lap Time	Lap Speed
1	6:40.384	6:40.384	79.394
2	11:56.695	5:16.311	102.089
3	23:11.961	11:15.266	47.821
4	28:18.456	5:06.495	105.359
5	33:40.274	5:21.818	100.342

43 43 John TATTERSALL

SBK Behind 35.042

Best Time 5:07.664 Best Speed 104.959 On 4 Gp a

Lap	Elapsed Time	Lap Time	Lap Speed
1	7:30.558	7:30.558	70.553
2	12:46.237	5:15.679	102.294
3	17:58.846	5:12.609	103.298
4	23:06.510	5:07.664	104.959
5	28:16.952	5:10.442	104.019
6	38:40.221	10:23.269	51.811

44 38 Jonathan HOWARTH

SBK Behind 35.189

Best Time 5:07.811 Best Speed 104.909 On 6 Gp a

Lap	Elapsed Time	Lap Time	Lap Speed
1	8:22.907	8:22.907	63.209
2	14:01.452	5:38.545	95.385
3	19:17.263	5:15.811	102.251
4	24:31.760	5:14.497	102.678
5	29:44.887	5:13.127	103.127
6	34:52.698	5:07.811	104.909
7	40:02.744	5:10.046	104.152

45 85 Sandor BITTER

SBK Behind 36.144

Best Time 5:08.766 Best Speed 104.584 On 6 Gp a

Lap	Elapsed Time	Lap Time	Lap Speed
1	8:33.130	8:33.130	61.949
2	14:05.950	5:32.820	97.025
3	19:19.404	5:13.454	103.020
4	24:32.808	5:13.404	103.036
5	29:45.557	5:12.749	103.252
6	34:54.323	5:08.766	104.584
7	40:10.436	5:16.113	102.153

Qualifying Classification

Position

46 98 Paul OWEN

SBK Behind 38.146

Best Time 5:10.768 Best Speed 103.910 On 4 Gp a

Lap	Elapsed Time	Lap Time	Lap Speed
1	7:16.088	7:16.088	72.894
2	12:36.519	5:20.431	100.777
3	17:52.288	5:15.769	102.265
4	23:03.056	5:10.768	103.910

48 55 Emlyn HUGHES

SBK Behind 42.359

Best Time 5:14.981 Best Speed 102.520 On 5 Gp a

Lap	Elapsed Time	Lap Time	Lap Speed
1	6:43.441	6:43.441	78.792
2	11:56.537	5:13.096	103.138
3	17:13.176	5:16.639	101.984
4	22:29.117	5:15.941	102.209
5	27:44.098	5:14.981	102.520
6	33:08.728	5:24.630	99.473

49 29 Ryan McCAY

SBK Behind 43.087

Best Time 5:15.709 Best Speed 102.284 On 4 Gp a

Lap	Elapsed Time	Lap Time	Lap Speed
1	6:42.785	6:42.785	78.921
2	12:05.657	5:22.872	100.015
3	19:36.863	7:31.206	71.568
4	24:52.572	5:15.709	102.284

50 42 John HILDRETH

SBK Behind 43.690

Best Time 5:16.312 Best Speed 102.089 On 5 Gp a

Lap	Elapsed Time	Lap Time	Lap Speed
1	6:52.804	6:52.804	77.005
2	12:35.194	5:42.390	94.314
3	17:58.299	5:23.105	99.943
4	23:16.641	5:18.342	101.438
5	28:32.953	5:16.312	102.089
6	33:52.325	5:19.372	101.111



RELENTLESS International NORTH WEST 200
in association with Blackhorse
SUPERBIKE



First Qualifying

Tuesday, 11 May 2010

DETAILED RESULT

Qualifying Classification

Position

53 **51 Paul SHOESMITH**

SBK Behind **50.000**
Best Time **5:22.622** Best Speed **100.092** On **5** Gp **a**

Lap	Elapsed Time	Lap Time	Lap Speed
1	6:24.826	6:24.826	82.604
2	11:42.940	5:18.114	101.511
3	17:13.395	5:30.455	97.720
4	34:02.153	16:48.758	32.012
5	39:24.775	5:22.622	100.092

Non Qualifiers

Position

101 Gary MASON

SBK Behind **33.445**
Best Time **5:06.067** Best Speed **105.506** On **3** Gp **a**

Lap	Elapsed Time	Lap Time	Lap Speed
1	8:32.012	8:32.012	62.084
2	14:03.799	5:31.787	97.328
3	19:09.866	5:06.067	105.506

44 William DAVISON

SBK Behind **40.409**
Best Time **5:13.031** Best Speed **103.159** On **3** Gp **a**

Lap	Elapsed Time	Lap Time	Lap Speed
1	8:35.099	8:35.099	61.712
2	14:04.451	5:29.352	98.047
3	19:17.482	5:13.031	103.159

58 Fabrice MIGUET

SBK Behind **44.078**
Best Time **5:16.700** Best Speed **101.964** On **5** Gp **a**

Lap	Elapsed Time	Lap Time	Lap Speed
1	7:28.405	7:28.405	70.891
2	13:01.373	5:32.968	96.982
3	23:39.419	10:38.046	50.611
4	31:52.343	8:12.924	65.511
5	37:09.043	5:16.700	101.964

71 Davy MORGAN

SBK Behind **45.590**
Best Time **5:18.212** Best Speed **101.480** On **2** Gp **a**

Lap	Elapsed Time	Lap Time	Lap Speed
1	6:11.115	6:11.115	85.655
2	11:29.327	5:18.212	101.480

Non Qualifiers

Position

53 Donald MacFADYEN

SBK Behind **51.274**
Best Time **5:23.896** Best Speed **99.699** On **2** Gp **a**

Lap	Elapsed Time	Lap Time	Lap Speed
1	7:11.963	7:11.963	73.590
2	12:35.859	5:23.896	99.699

49 Forbes COWAN

SBK Behind **56.848**
Best Time **5:29.470** Best Speed **98.012** On **6** Gp **a**

Lap	Elapsed Time	Lap Time	Lap Speed
1	8:56.425	8:56.425	59.259
2	14:45.978	5:49.553	92.381
3	20:42.444	5:56.466	90.589
4	26:25.496	5:43.052	94.132
5	32:01.646	5:36.150	96.064
6	37:31.116	5:29.470	98.012

48 Myles BYRNE

SBK Behind **1:04.968**
Best Time **5:37.590** Best Speed **95.654** On **6** Gp **a**

Lap	Elapsed Time	Lap Time	Lap Speed
1	8:39.114	8:39.114	61.235
2	14:22.671	5:43.557	93.993
3	20:00.568	5:37.897	95.568
4	25:41.123	5:40.555	94.822
5	33:42.454	8:01.331	67.089
6	39:20.044	5:37.590	95.654

72 Kevin MAXTED

SBK Behind **1:07.822**
Best Time **5:40.444** Best Speed **94.853** On **5** Gp **a**

Lap	Elapsed Time	Lap Time	Lap Speed
1	8:56.834	8:56.834	59.214
2	14:50.655	5:53.821	91.266
3	24:05.344	9:14.689	58.216
4	29:52.157	5:46.813	93.111
5	35:32.601	5:40.444	94.853
6	41:13.803	5:41.202	94.642

19 Carl RENNIE

SBK Behind **1:48.965**
Best Time **6:21.587** Best Speed **84.626** On **1** Gp **a**

Lap	Elapsed Time	Lap Time	Lap Speed
1	6:21.587	6:21.587	83.305



RELENTLESS International NORTH WEST 200 in association with Blackhorse SUPERBIKE



First Qualifying

Tuesday, 11 May 2010

DETAILED RESULT

Non Qualifiers

Position

57 Gerard KINGHAN

SBK Behind **2:18.710**
Best Time **6:51.332** Best Speed **78.506** On 1 Gp a

Lap	Elapsed Time	Lap Time	Lap Speed
1	6:51.332	6:51.332	77.281

Speed TrapSuperbike First Qualifying

No.	Name	Lap 1	Lap 2	Lap 3	Lap 4	Lap 5	Lap 6	Lap 7	Lap 8	Lap 9
1	Steve PLATER	195				200.5		200	203	
2	Ian LOUGHER	177	191			194				
3	Stuart EASTON		204			204				
4	John McGUINNESS	197	197	198		196	198	196		
5	Bruce ANSTEY		192			200		198	196	
6	Cameron DONALD	197					196			194
7	Michael RUTTER	193								
8	Guy MARTIN			195	182	197	195		198	197
9	Ian HUTCHINSON	197	193	197					196	
11	Gary JOHNSON					189				
12	Conor CUMMINS			192	194	191	193	168	192	
13	Adrian ARCHIBALD	182	184			191		197	197	
14	William DUNLOP		187							
15	Stephen THOMPSON	192	188	194	196	186	187	183		187
16	John BURROWS						179			
17	Jimmy MOORE		185	179		187			190	190
18	Brian McCORMACK	186	184							
19	Carl RENNIE	179	185							
20	Denver ROBB		188	184		188			186	186
21	Ben WYLIE	184	186	185	188	184				
24	James McBRIDE		184	182		183	174		183	183
26	Michael DUNLOP							194		
27	James McCANN		185			182				
28		183		180						
32	Paul CRANSTON			180			177		181	
33	Olie LINSDELL		192		188	191			189	
34	Alastair SEELEY			184				191		
36	Michael NIBLETT		190	181		177			179	
37	Keith AMOR		194					191	191	
38	Jonathan HOWARTH	153		184			166	185		
39	Adrian CLARK	160				194	183			
41	Paul DOBBS	182	186	183	186	187			187	
42	John HILDRETH		173	172		179		171		
43	John TATTERSALL	180								
44	William DAVISON			183						
47	Mark McPHEE	177	181	169						
48	Myles BYRNE		167						172	
49	Forbes COWAN		164			167	176		172	
51	Paul SHOESMITH			164					187	
52	Dave HEWSON		183		180	183			184	183
53	Donald MacFADYEN	177								
54	Steve HENEGHAN		190	188	187	189				
55	Emlyn HUGHES			180	179	180				
56	Tony CZYZEWSKI			182						
58	Fabrice MIGUET	161					173		171	
60	Gavin HUNT				186					
63	James HILLIER		166							
69	Dave WOOLAMS	179					180		172	
70	Daniel KNEEN				187		186		188	
77	Ryan FARQUHAR	192	192							
83	Graham ENGLISH	187		186			188		179	185
84	James REDPATH		185							
85	Sandor BITTER						166			

RELENTLESS International NORTH WEST 200 in association with Blackhorse

SUPERBIKE

Second Qualifying

Thursday, 13 May 2010




Qualifying Time **5:25.308** Qualifying Speed **99.266**

Pos	Class	No	Name	Machine / Sponsor	Time	Best Lap Time	Speed	On	Total Laps	Qualifying Laps
1	SBK	37	Keith AMOR	BMW - KBMG Racing	4:35.561		117.186	4	5	2
2	SBK	12	Conor CUMMINS	Kawasaki - McAdoo Kawasaki Racing	4:35.729	0.168	117.115	3	4	2
3	SBK	8	Guy MARTIN	Honda - Wilson Craig Racing	4:36.283	0.722	116.880	4	5	2
4	SBK	7	Michael RUTTER	BMW - RidersMotorcycles.com	4:36.486	0.925	116.794	4	5	2
5	SBK	34	Alastair SEELEY	Suzuki - Relentless Suzuki by TAS Racing	4:37.249	1.688	116.473	4	5	2
6	SBK	77	Ryan FARQUHAR	Kawasaki - MSS Colchester Kawasaki	4:37.764	2.203	116.257	4	5	3
7	SBK	3	Stuart EASTON	Honda - Swan Honda	4:38.861	3.300	115.800	3	4	2
8	SBK	9	Ian HUTCHINSON	Honda - Padgetts of Batley	4:40.185	4.624	115.252	3	4	2
9	SBK	13	Adrian ARCHIBALD	Suzuki - AMA Racing	4:41.231	5.670	114.824	3	4	2
10	SBK	5	Bruce ANSTEY	Suzuki - Relentless Suzuki by TAS Racing	4:41.323	5.762	114.786	4	5	3
11	SBK	4	John MCGUINNESS	Honda - HM Plant Honda	4:42.600	7.039	114.268	4	5	2
12	SBK	6	Cameron DONALD	Suzuki - Relentless Suzuki by TAS Racing	4:46.267	10.706	112.804	4	4	3
13	SBK	15	Stephen THOMPSON	Kawasaki - MSS Colchester Kawasaki	4:46.385	10.824	112.757	3	4	2
14	SBK	20	Denver ROBB	Suzuki - D.R. Racing	4:49.682	14.121	111.474	3	3	2
15	SBK	26	Michael DUNLOP	Honda - Street Sweep / Robinson Concrete	4:49.720	14.159	111.459	3	3	2
16	SBK	70	Daniel KNEEN	Yamaha - Marks Bloom Racing	4:53.006	17.445	110.209	4	5	2
17	SBK	66	Mark BUCKLEY	Kawasaki - OTSS Racing	4:53.582	18.021	109.993	4	4	2
18	SBK	40	Martin JESSOPP	BMW - RidersMotorcycles.com	4:53.605	18.044	109.985	4	4	2
19	SBK	51	Paul SHOESMITH	BMW - Speedfreak Ice Valley Racing	4:55.333	19.772	109.341	4	4	2

Non Qualifiers

SBK	39	Adrian CLARK	Honda - Adrian Clark Racing	4:54.766	19.205	109.551	4	4	1
SBK	71	Davy MORGAN	Suzuki - Strangford Holiday Park	4:56.943	21.382	108.748	3	3	1
SBK	101	Gary MASON	Kawasaki - MSS Colchester Kawasaki	4:59.932	24.371	107.664	4	4	1
SBK	33	Olie LINSDELL	Yamaha - Team Flitwick Yamaha	5:00.371	24.810	107.507	3	3	1
SBK	14	William DUNLOP	Yamaha - CD Racing	5:01.612	26.051	107.065	3	3	1
SBK	21	Ben WYLIE	Yamaha - Phase One Endurance	5:02.913	27.352	106.605	4	4	1
SBK	18	Brian McCORMACK	Honda - TAG Racing	5:03.787	28.226	106.298	4	4	1
SBK	63	James HILLIER	Kawasaki - Bournemouth Kawasaki Racing	5:04.688	29.127	105.984	3	3	1
SBK	57	Gerard KINGHAN	Suzuki - KP Racing	5:06.687	31.126	105.293	3	3	1
SBK	32	Paul CRANSTON	Honda - P & J Fuel Haulage	5:06.726	31.165	105.280	4	4	1
SBK	1	Steve PLATER	Honda - HM Plant Honda	5:07.443	31.882	105.034	1	2	1
SBK	55	Emlyn HUGHES	Suzuki - D & G W Racing	5:08.694	33.133	104.608	4	4	1
SBK	38	Jonathan HOWARTH	Honda - Midland Motorsport	5:09.739	34.178	104.256	3	3	1
SBK	68	Derek BRIEN	Kawasaki	5:10.795	35.234	103.901	4	4	1
SBK	11	Gary JOHNSON	Suzuki - AIM Suzuki	5:13.516	37.955	103.000	1	2	1
SBK	19	Carl RENNIE	Yamaha - Phase One Endurance	5:16.363	40.802	102.073	4	4	1
SBK	85	Sandor BITTER	Suzuki - Barron Transport Services	5:17.461	41.900	101.720	4	4	1
SBK	36	Michael NIBLETT	Honda - Kestral Honda	5:19.138	43.577	101.185	4	4	1
SBK	54	Steve HENEGHAN	Honda - Quattro Plant Honda	5:21.015	45.454	100.593	3	3	1
SBK	52	Dave HEWSON	Kawasaki - The Other Bike Shop	5:21.070	45.509	100.576	3	3	1
SBK	47	Mark McPHEE	Suzuki	5:30.367	54.806	97.746	4	4	0
SBK	27	James McCANN	Suzuki - Lectros Ireland	5:31.395	55.834	97.443	3	3	0
SBK	2	Ian LOUGHER	Kawasaki - Blackhorse Kawasaki	5:49.938	1:14.377	92.279	1	2	0
SBK	16	John BURROWS	Suzuki - Burrows Engineering	5:50.727	1:15.166	92.072	1	3	0
SBK	42	John HILDRETH	Suzuki	5:51.242	1:15.681	91.937	4	4	0
SBK	43	John TATTERSALL	Suzuki - Kick Start Motorcycles	5:53.186	1:17.625	91.431	4	4	0
SBK	60	Gavin HUNT	Yamaha - Sloppy Racing	5:55.922	1:20.361	90.728	1	4	0
SBK	49	Forbes COWAN	Yamaha - Cowan Racing	5:59.505	1:23.944	89.824	4	4	0
SBK	72	Kevin MAXTED	Suzuki	6:01.569	1:26.008	89.311	4	4	0
SBK	84	James REDPATH	Suzuki - Raymond Lilley Electrical	6:29.253	1:53.692	82.959	1	3	0

These Results are provisional and are subject to ratification by the Stewards of the Meeting.

Track	The Triangle	Signed	Organising Club	Coleraine & District Motor Club
Length(miles)	8.9700 Lap 1 (8.8300)		Chief Timekeeper	Qualifying Started
Weather	Cloudy	Issued At:	14:40:32	12:36:48.733
Track	Dry			



MCUI
Ulster Centre
Timing
www.elaps-timing.com



RELENTLESS International NORTH WEST 200 in association with Blackhorse

SUPERBIKE

Second Qualifying


Thursday, 13 May 2010



Qualifying Time **5:25.308** Qualifying Speed **99.266**

Pos	Class	No	Name	Machine / Sponsor	Time	Best Lap Behind	Speed	On	Total Laps	Qualifying Laps
Non Qualifiers										
	SBK	69	Dave WOOLAMS	Suzuki - Woolys Autos	6:34.304	1:58.743	81.896	1	2	<u>0</u>
	SBK	98	Paul OWEN	Kawasaki - Speedycom.co.uk	6:38.216	2:02.655	81.092	2	4	<u>0</u>
	SBK	17	Jimmy MOORE	Yamaha - East Coast Racing	6:38.634	2:03.073	81.007	1	3	<u>0</u>
	SBK	83	Graham ENGLISH	Yamaha	7:28.803	2:53.242	71.951	1	3	<u>0</u>
	SBK	48	Myles BYRNE	Honda - Step Racing	7:37.297	3:01.736	70.615	2	4	<u>0</u>
	SBK	41	Paul DOBBS	Yamaha - Dave East Engineering	10:21.949	5:46.388	51.921	1	1	<u>0</u>

These Results are provisional and are subject to ratification by the Stewards of the Meeting.

Track	The Triangle	Signed		Organising Club	Coleraine & District Motor Club
Length(miles)	8.9700 Lap 1 (8.8300)		Chief Timekeeper	Qualifying Started	12:36:48.733
Weather	Cloudy	Issued At:	14:40:32		
Track	Dry				



RELENTLESS International NORTH WEST 200
 in association with Blackhorse
SUPERBIKE



Second Qualifying

Thursday, 13 May 2010

DETAILED RESULT

Qualifying Classification

Position

1 **37 Keith AMOR**

SBK Behind **1.688**
 Best Time **4:35.561** Best Speed **117.186** On **4** Gp **a**

Lap	Elapsed Time	Lap Time	Lap Speed
1	5:08.895	5:08.895	102.909
2	10:50.751	5:41.856	94.461
3	1:46:32.508	1:35:41.757	5.624
4	1:51:08.069	4:35.561	117.186
5	1:56:59.118	5:51.049	91.987

2 **12 Conor CUMMINS**

SBK Behind **0.168**
 Best Time **4:35.729** Best Speed **117.115** On **3** Gp **a**

Lap	Elapsed Time	Lap Time	Lap Speed
1	7:21.494	7:21.494	72.001
2	1:46:26.976	1:39:05.482	5.431
3	1:51:02.705	4:35.729	117.115
4	1:56:54.464	5:51.759	91.801

3 **8 Guy MARTIN**

SBK Behind **0.722**
 Best Time **4:36.283** Best Speed **116.880** On **4** Gp **a**

Lap	Elapsed Time	Lap Time	Lap Speed
1	5:07.319	5:07.319	103.436
2	10:42.492	5:35.173	96.344
3	1:46:29.163	1:35:46.671	5.619
4	1:51:05.446	4:36.283	116.880
5	1:56:50.788	5:45.342	93.507

4 **7 Michael RUTTER**

SBK Behind **0.925**
 Best Time **4:36.486** Best Speed **116.794** On **4** Gp **a**

Lap	Elapsed Time	Lap Time	Lap Speed
1	5:29.975	5:29.975	96.335
2	11:20.388	5:50.413	92.154
3	1:46:37.967	1:35:17.579	5.648
4	1:51:14.453	4:36.486	116.794
5	1:57:33.516	6:19.063	85.189

Qualifying Classification

Position

5 **34 Alastair SEELEY**

SBK Behind **1.688**
 Best Time **4:37.249** Best Speed **116.473** On **4** Gp **a**

Lap	Elapsed Time	Lap Time	Lap Speed
1	6:02.468	6:02.468	87.699
2	11:48.010	5:45.542	93.453
3	1:46:51.151	1:35:03.141	5.662
4	1:51:28.400	4:37.249	116.473
5	1:57:06.181	5:37.781	95.600

6 **77 Ryan FARQUHAR**

SBK Behind **2.203**
 Best Time **4:37.764** Best Speed **116.257** On **4** Gp **a**

Lap	Elapsed Time	Lap Time	Lap Speed
1	5:08.039	5:08.039	103.195
2	10:17.528	5:09.489	104.340
3	1:46:33.048	1:36:15.520	5.591
4	1:51:10.812	4:37.764	116.257
5	1:56:55.799	5:44.987	93.604

7 **3 Stuart EASTON**

SBK Behind **3.300**
 Best Time **4:38.861** Best Speed **115.800** On **3** Gp **a**

Lap	Elapsed Time	Lap Time	Lap Speed
1	5:30.981	5:30.981	96.042
2	1:46:50.779	1:41:19.798	5.311
3	1:51:29.640	4:38.861	115.800
4	1:57:24.922	5:55.282	90.891

8 **9 Ian HUTCHINSON**

SBK Behind **4.624**
 Best Time **4:40.185** Best Speed **115.252** On **3** Gp **a**

Lap	Elapsed Time	Lap Time	Lap Speed
1	5:32.438	5:32.438	95.621
2	1:46:49.207	1:41:16.769	5.314
3	1:51:29.392	4:40.185	115.252
4	1:57:21.986	5:52.594	91.584



RELENTLESS International NORTH WEST 200
in association with Blackhorse
SUPERBIKE



Second Qualifying

Thursday, 13 May 2010

DETAILED RESULT

Qualifying Classification

Position

9 **13 Adrian ARCHIBALD**

SBK Behind **5.670**

Best Time **4:41.231** Best Speed **114.824** On **3** Gp **a**

Lap	Elapsed Time	Lap Time	Lap Speed
1	5:44.451	5:44.451	92.286
2	1:47:00.715	1:41:16.264	5.314
3	1:51:41.946	4:41.231	114.824
4	1:58:00.124	6:18.178	85.388

Qualifying Classification

Position

13 **15 Stephen THOMPSON**

SBK Behind **10.824**

Best Time **4:46.385** Best Speed **112.757** On **3** Gp **a**

Lap	Elapsed Time	Lap Time	Lap Speed
1	5:45.345	5:45.345	92.047
2	1:47:01.329	1:41:15.984	5.315
3	1:51:47.714	4:46.385	112.757
4	1:57:58.296	6:10.582	87.139

10 **5 Bruce ANSTEY**

SBK Behind **5.762**

Best Time **4:41.323** Best Speed **114.786** On **4** Gp **a**

Lap	Elapsed Time	Lap Time	Lap Speed
1	5:03.655	5:03.655	104.685
2	10:23.593	5:19.938	100.932
3	1:46:26.805	1:36:03.212	5.603
4	1:51:08.128	4:41.323	114.786
5	1:59:08.776	8:00.648	67.184

14 **20 Denver ROBB**

SBK Behind **14.121**

Best Time **4:49.682** Best Speed **111.474** On **3** Gp **a**

Lap	Elapsed Time	Lap Time	Lap Speed
1	5:46.399	5:46.399	91.767
2	1:46:55.519	1:41:09.120	5.321
3	1:51:45.201	4:49.682	111.474

11 **4 John McGUINNESS**

SBK Behind **7.039**

Best Time **4:42.600** Best Speed **114.268** On **4** Gp **a**

Lap	Elapsed Time	Lap Time	Lap Speed
1	5:06.793	5:06.793	103.614
2	10:49.978	5:43.185	94.095
3	1:46:26.598	1:35:36.620	5.629
4	1:51:09.198	4:42.600	114.268
5	1:57:16.320	6:07.122	87.960

15 **26 Michael DUNLOP**

SBK Behind **14.159**

Best Time **4:49.720** Best Speed **111.459** On **3** Gp **a**

Lap	Elapsed Time	Lap Time	Lap Speed
1	6:04.323	6:04.323	87.252
2	1:47:08.370	1:41:04.047	5.325
3	1:51:58.090	4:49.720	111.459

12 **6 Cameron DONALD**

SBK Behind **10.706**

Best Time **4:46.267** Best Speed **112.804** On **4** Gp **a**

Lap	Elapsed Time	Lap Time	Lap Speed
1	5:02.040	5:02.040	105.244
2	10:14.082	5:12.042	103.486
3	1:46:32.094	1:36:18.012	5.589
4	1:51:18.361	4:46.267	112.804

16 **70 Daniel KNEEN**

SBK Behind **17.445**

Best Time **4:53.006** Best Speed **110.209** On **4** Gp **a**

Lap	Elapsed Time	Lap Time	Lap Speed
1	5:59.371	5:59.371	88.455
2	12:01.577	6:02.206	89.154
3	1:47:00.120	1:34:58.543	5.667
4	1:51:53.126	4:53.006	110.209
5	1:58:35.575	6:42.449	80.239

17 **66 Mark BUCKLEY**

SBK Behind **18.021**

Best Time **4:53.582** Best Speed **109.993** On **4** Gp **a**

Lap	Elapsed Time	Lap Time	Lap Speed
1	6:06.062	6:06.062	86.838
2	12:44.462	6:38.400	81.054
3	1:47:09.427	1:34:24.965	5.700
4	1:52:03.009	4:53.582	109.993



RELENTLESS International NORTH WEST 200

in association with Blackhorse
SUPERBIKE



Second Qualifying

Thursday, 13 May 2010

DETAILED RESULT

Qualifying Classification

Position

18 40 Martin JESSOPP

SBK Behind **18.044**
Best Time **4:53.605** Best Speed **109.985** On 4 Gp a

Lap	Elapsed Time	Lap Time	Lap Speed
1	5:44.001	5:44.001	92.407
2	11:57.721	6:13.720	86.407
3	1:47:09.125	1:35:11.404	5.654
4	1:52:02.730	4:53.605	109.985

19 51 Paul SHOESMITH

SBK Behind **19.772**
Best Time **4:55.333** Best Speed **109.341** On 4 Gp a

Lap	Elapsed Time	Lap Time	Lap Speed
1	5:51.322	5:51.322	90.481
2	12:00.676	6:09.354	87.428
3	1:47:10.300	1:35:09.624	5.656
4	1:52:05.633	4:55.333	109.341

Non Qualifiers

Position

39 Adrian CLARK

SBK Behind **19.205**
Best Time **4:54.766** Best Speed **109.551** On 4 Gp a

Lap	Elapsed Time	Lap Time	Lap Speed
1	6:07.750	6:07.750	86.439
2	12:45.998	6:38.248	81.085
3	1:47:21.791	1:34:35.793	5.689
4	1:52:16.557	4:54.766	109.551

71 Davy MORGAN

SBK Behind **21.382**
Best Time **4:56.943** Best Speed **108.748** On 3 Gp a

Lap	Elapsed Time	Lap Time	Lap Speed
1	6:37.948	6:37.948	79.880
2	1:47:23.520	1:40:45.572	5.341
3	1:52:20.463	4:56.943	108.748

Non Qualifiers

Position

101 Gary MASON

SBK Behind **24.371**
Best Time **4:59.932** Best Speed **107.664** On 4 Gp a

Lap	Elapsed Time	Lap Time	Lap Speed
1	6:51.506	6:51.506	77.248
2	14:03.433	7:11.927	74.763
3	1:47:56.300	1:33:52.867	5.733
4	1:52:56.232	4:59.932	107.664

33 Olie LINSDELL

SBK Behind **24.810**
Best Time **5:00.371** Best Speed **107.507** On 3 Gp a

Lap	Elapsed Time	Lap Time	Lap Speed
1	8:50.956	8:50.956	59.869
2	1:47:38.479	1:38:47.523	5.448
3	1:52:38.850	5:00.371	107.507

14 William DUNLOP

SBK Behind **26.051**
Best Time **5:01.612** Best Speed **107.065** On 3 Gp a

Lap	Elapsed Time	Lap Time	Lap Speed
1	12:35.932	12:35.932	42.051
2	1:47:38.757	1:35:02.825	5.662
3	1:52:40.369	5:01.612	107.065

21 Ben WYLIE

SBK Behind **27.352**
Best Time **5:02.913** Best Speed **106.605** On 4 Gp a

Lap	Elapsed Time	Lap Time	Lap Speed
1	6:06.631	6:06.631	86.703
2	12:38.305	6:31.674	82.446
3	1:47:37.927	1:34:59.622	5.666
4	1:52:40.840	5:02.913	106.605

18 Brian McCORMACK

SBK Behind **28.226**
Best Time **5:03.787** Best Speed **106.298** On 4 Gp a

Lap	Elapsed Time	Lap Time	Lap Speed
1	6:04.401	6:04.401	87.234
2	12:28.802	6:24.401	84.006
3	1:47:41.863	1:35:13.061	5.652
4	1:52:45.650	5:03.787	106.298



RELENTLESS International NORTH WEST 200
in association with Blackhorse
SUPERBIKE



Second Qualifying
Thursday, 13 May 2010
DETAILED RESULT

Non Qualifiers

Position

63 James HILLIER

SBK Behind **29.127**
 Best Time **5:04.688** Best Speed **105.984** On **3** Gp **a**

Lap	Elapsed Time	Lap Time	Lap Speed
1	6:36.436	6:36.436	80.184
2	1:47:45.082	1:41:08.646	5.321
3	1:52:49.770	5:04.688	105.984

57 Gerard KINGHAN

SBK Behind **31.126**
 Best Time **5:06.687** Best Speed **105.293** On **3** Gp **a**

Lap	Elapsed Time	Lap Time	Lap Speed
1	5:50.991	5:50.991	90.566
2	1:47:35.461	1:41:44.470	5.290
3	1:52:42.148	5:06.687	105.293

32 Paul CRANSTON

SBK Behind **31.165**
 Best Time **5:06.726** Best Speed **105.280** On **4** Gp **a**

Lap	Elapsed Time	Lap Time	Lap Speed
1	6:11.125	6:11.125	85.653
2	12:08.636	5:57.511	90.324
3	1:47:47.650	1:35:39.014	5.627
4	1:52:54.376	5:06.726	105.280

55 Emlyn HUGHES

SBK Behind **33.133**
 Best Time **5:08.694** Best Speed **104.608** On **4** Gp **a**

Lap	Elapsed Time	Lap Time	Lap Speed
1	6:06.257	6:06.257	86.792
2	13:19.281	7:13.024	74.573
3	1:47:36.250	1:34:16.969	5.708
4	1:52:44.944	5:08.694	104.608

38 Jonathan HOWARTH

SBK Behind **34.178**
 Best Time **5:09.739** Best Speed **104.256** On **3** Gp **a**

Lap	Elapsed Time	Lap Time	Lap Speed
1	6:32.387	6:32.387	81.012
2	1:47:47.415	1:41:15.028	5.316
3	1:52:57.154	5:09.739	104.256

Non Qualifiers

Position

68 Derek BRIEN

SBK Behind **35.234**
 Best Time **5:10.795** Best Speed **103.901** On **4** Gp **a**

Lap	Elapsed Time	Lap Time	Lap Speed
1	6:37.662	6:37.662	79.937
2	13:28.948	6:51.286	78.515
3	1:47:41.626	1:34:12.678	5.713
4	1:52:52.421	5:10.795	103.901

11 Gary JOHNSON

SBK Behind **37.955**
 Best Time **5:13.516** Best Speed **103.000** On **1** Gp **a**

Lap	Elapsed Time	Lap Time	Lap Speed
1	5:13.516	5:13.516	101.392
2	1:48:00.020	1:42:46.504	5.237

19 Carl RENNIE

SBK Behind **40.802**
 Best Time **5:16.363** Best Speed **102.073** On **4** Gp **a**

Lap	Elapsed Time	Lap Time	Lap Speed
1	6:09.717	6:09.717	85.979
2	12:39.161	6:29.444	82.918
3	1:47:39.357	1:35:00.196	5.665
4	1:52:55.720	5:16.363	102.073

85 Sandor BITTER

SBK Behind **41.900**
 Best Time **5:17.461** Best Speed **101.720** On **4** Gp **a**

Lap	Elapsed Time	Lap Time	Lap Speed
1	6:31.610	6:31.610	81.173
2	13:33.142	7:01.532	76.606
3	1:47:51.820	1:34:18.678	5.707
4	1:53:09.281	5:17.461	101.720

36 Michael NIBLETT

SBK Behind **43.577**
 Best Time **5:19.138** Best Speed **101.185** On **4** Gp **a**

Lap	Elapsed Time	Lap Time	Lap Speed
1	6:33.940	6:33.940	80.692
2	13:21.995	6:48.055	79.136
3	1:47:56.511	1:34:34.516	5.691
4	1:53:15.649	5:19.138	101.185



RELENTLESS International NORTH WEST 200

in association with Blackhorse
SUPERBIKE



Second Qualifying
Thursday, 13 May 2010
DETAILED RESULT

Non Qualifiers

Position

54 Steve HENEGHAN

SBK Behind **45.454**
Best Time **5:21.015** Best Speed **100.593** On **3** Gp **a**

Lap	Elapsed Time	Lap Time	Lap Speed
1	6:30.977	6:30.977	81.304
2	1:47:55.538	1:41:24.561	5.307
3	1:53:16.553	5:21.015	100.593

52 Dave HEWSON

SBK Behind **45.509**
Best Time **5:21.070** Best Speed **100.576** On **3** Gp **a**

Lap	Elapsed Time	Lap Time	Lap Speed
1	6:39.799	6:39.799	79.510
2	1:48:05.739	1:41:25.940	5.306
3	1:53:26.809	5:21.070	100.576

47 Mark McPHEE

SBK Behind **54.806**
Best Time **5:30.367** Best Speed **97.746** On **4** Gp **a**

Lap	Elapsed Time	Lap Time	Lap Speed
1	6:30.669	6:30.669	81.368
2	13:12.820	6:42.151	80.298
3	1:48:04.804	1:34:51.984	5.673
4	1:53:35.171	5:30.367	97.746

27 James McCANN

SBK Behind **55.834**
Best Time **5:31.395** Best Speed **97.443** On **3** Gp **a**

Lap	Elapsed Time	Lap Time	Lap Speed
1	8:20.540	8:20.540	63.507
2	1:47:50.926	1:39:30.386	5.409
3	1:53:22.321	5:31.395	97.443

2 Ian LOUGHER

SBK Behind **1:14.377**
Best Time **5:49.938** Best Speed **92.279** On **1** Gp **a**

Lap	Elapsed Time	Lap Time	Lap Speed
1	5:49.938	5:49.938	90.839
2	1:47:38.186	1:41:48.248	5.287

Non Qualifiers

Position

16 John BURROWS

SBK Behind **1:15.166**
Best Time **5:50.727** Best Speed **92.072** On **1** Gp **a**

Lap	Elapsed Time	Lap Time	Lap Speed
1	5:50.727	5:50.727	90.635
2	11:54.685	6:03.958	88.725
3	1:54:28.229	1:42:33.544	5.248

42 John HILDRETH

SBK Behind **1:15.681**
Best Time **5:51.242** Best Speed **91.937** On **4** Gp **a**

Lap	Elapsed Time	Lap Time	Lap Speed
1	6:58.254	6:58.254	76.002
2	14:14.656	7:16.402	73.996
3	1:48:21.142	1:34:06.486	5.719
4	1:54:12.384	5:51.242	91.937

43 John TATTERSALL

SBK Behind **1:17.625**
Best Time **5:53.186** Best Speed **91.431** On **4** Gp **a**

Lap	Elapsed Time	Lap Time	Lap Speed
1	6:51.966	6:51.966	77.162
2	14:06.533	7:14.567	74.308
3	1:48:37.487	1:34:30.954	5.694
4	1:54:30.673	5:53.186	91.431

60 Gavin HUNT

SBK Behind **1:20.361**
Best Time **5:55.922** Best Speed **90.728** On **1** Gp **a**

Lap	Elapsed Time	Lap Time	Lap Speed
1	5:55.922	5:55.922	89.312
2	12:32.029	6:36.107	81.523
3	1:48:40.389	1:36:08.360	5.598
4	1:55:33.142	6:52.753	78.236

49 Forbes COWAN

SBK Behind **1:23.944**
Best Time **5:59.505** Best Speed **89.824** On **4** Gp **a**

Lap	Elapsed Time	Lap Time	Lap Speed
1	6:57.456	6:57.456	76.147
2	14:10.583	7:13.127	74.555
3	1:48:27.352	1:34:16.769	5.709
4	1:54:26.857	5:59.505	89.824



RELENTLESS International NORTH WEST 200
in association with Blackhorse
SUPERBIKE



Second Qualifying

Thursday, 13 May 2010

DETAILED RESULT

Non Qualifiers

Position

72 Kevin MAXTED

SBK Behind **1:26.008**
 Best Time **6:01.569** Best Speed **89.311** On **4** Gp **a**

Lap	Elapsed Time	Lap Time	Lap Speed
1	6:55.320	6:55.320	76.539
2	14:08.488	7:13.168	74.548
3	1:48:24.232	1:34:15.744	5.710
4	1:54:25.801	6:01.569	89.311

84 James REDPATH

SBK Behind **1:53.692**
 Best Time **6:29.253** Best Speed **82.959** On **1** Gp **a**

Lap	Elapsed Time	Lap Time	Lap Speed
1	6:29.253	6:29.253	81.664
2	13:28.052	6:58.799	77.106
3	1:47:51.811	1:34:23.759	5.702

69 Dave WOOLAMS

SBK Behind **1:58.743**
 Best Time **6:34.304** Best Speed **81.896** On **1** Gp **a**

Lap	Elapsed Time	Lap Time	Lap Speed
1	6:34.304	6:34.304	80.618
2	13:22.714	6:48.410	79.068

98 Paul OWEN

SBK Behind **2:02.655**
 Best Time **6:38.216** Best Speed **81.092** On **2** Gp **a**

Lap	Elapsed Time	Lap Time	Lap Speed
1	6:52.330	6:52.330	77.094
2	13:30.546	6:38.216	81.092
3	1:47:49.928	1:34:19.382	5.706
4	1:55:03.621	7:13.693	74.458

17 Jimmy MOORE

SBK Behind **2:03.073**
 Best Time **6:38.634** Best Speed **81.007** On **1** Gp **a**

Lap	Elapsed Time	Lap Time	Lap Speed
1	6:38.634	6:38.634	79.742
2	1:48:04.228	1:41:25.594	5.306
3	1:55:29.883	7:25.655	72.460

Non Qualifiers

Position

83 Graham ENGLISH

SBK Behind **2:53.242**
 Best Time **7:28.803** Best Speed **71.951** On **1** Gp **a**

Lap	Elapsed Time	Lap Time	Lap Speed
1	7:28.803	7:28.803	70.828
2	1:49:24.705	1:41:55.902	5.280
3	1:58:02.688	8:37.983	62.342

48 Myles BYRNE

SBK Behind **3:01.736**
 Best Time **7:37.297** Best Speed **70.615** On **2** Gp **a**

Lap	Elapsed Time	Lap Time	Lap Speed
1	8:03.432	8:03.432	65.755
2	15:40.729	7:37.297	70.615
3	1:48:11.393	1:32:30.664	5.818
4	1:56:26.864	8:15.471	65.174

41 Paul DOBBS

SBK Behind **5:46.388**
 Best Time **10:21.949** Best Speed **51.921** On **1** Gp **a**

Lap	Elapsed Time	Lap Time	Lap Speed
1	10:21.949	10:21.949	51.110



Speed TrapSUPERBIKE SECOND QUALIFYING

<u>No.</u>	<u>Name</u>	<u>Lap 1</u>	<u>Lap 2</u>	<u>Lap 3</u>	<u>Lap 4</u>
1	Steve PLATER	190		194	
2	Ian LOUGHER	187			
3	Stuart EASTON	194			
4	John McGUINNESS	189		193	175
6	Cameron DONALD	192			
7	Michael RUTTER	173		185	184
9	Ian HUTCHINSON			188	174
12	Conor CUMMINS	183		190	
14	William DUNLOP	174			185
15	Stephen THOMPSON	182			167
16	John BURROWS	177			178
17	Jimmy MOORE			175	183
18	Brian McCORMACK	176			180
19	Carl RENNIE	165			
20	Denver ROBB			182	181
26	Michael DUNLOP			183	187
27	James McCANN			186	174
33	Olie LINSDELL	178			
34	Alastair SEELEY	190		184	172
36	Michael NIBLETT			178	
37	Keith AMOR				191
38	Jonathan HOWARTH				177
39	Adrian CLARK				182
40	Martin JESSOPP	181			
41	Paul DOBBS				167
42	John HILDRETH				168
43	John TATTERSALL				168
47	Mark McPHEE			172	179
48	Myles BYRNE	157			
49	Forbes COWAN	167			
56	Tony CZYZEWSKI				177
57	Gerard KINGHAN	167			184
66	Mark BUCKLEY	179			
69	Dave WOOLAMS	171			
70	Daniel KNEEN	169			
71	Davy MORGAN			164	
72	Kevin MAXTED			171	167
77	Ryan FARQUHAR	184			
83	Graham ENGLISH	172			
84	James REDPATH	170			
98	Paul OWEN	167			179
101	Gary MASON				187

RELENTLESS International NORTH WEST 200 in association with Blackhorse




SUPERBIKE

Combined Qualifying

Thursday 13 May 2010

Pos	Class	No	Name	-----Best Time / Qual Laps-----			Overall Best Time / Speed /	
				Session A	Session B		Total Qual Laps	
Qualifying Classification								
1	SBK	1	Steve PLATER	4:32.622	5	5:07.443	1	4:32.622 118.450 6
2	SBK	4	John McGUINNESS	4:35.023	7	4:42.600	2	4:35.023 117.416 9
3	SBK	37	Keith AMOR	4:39.678	6	4:35.561	2	4:35.561 117.186 8
4	SBK	12	Conor CUMMINS	4:37.431	6	4:35.729	2	4:35.729 117.115 8
5	SBK	3	Stuart EASTON	4:35.775	6	4:38.861	2	4:35.775 117.095 8
6	SBK	8	Guy MARTIN	4:41.678	7	4:36.283	2	4:36.283 116.880 9
7	SBK	7	Michael RUTTER	-----		4:36.486	2	4:36.486 116.794 2
8	SBK	26	Michael DUNLOP	4:36.521	5	4:49.720	2	4:36.521 116.780 7
9	SBK	34	Alastair SEELEY	4:39.427	3	4:37.249	2	4:37.249 116.473 5
10	SBK	77	Ryan FARQUHAR	4:38.141	5	4:37.764	3	4:37.764 116.257 8
11	SBK	13	Adrian ARCHIBALD	4:39.018	4	4:41.231	2	4:39.018 115.734 6
12	SBK	9	Ian HUTCHINSON	4:40.946	4	4:40.185	2	4:40.185 115.252 6
13	SBK	6	Cameron DONALD	4:40.748	5	4:46.267	3	4:40.748 115.021 8
14	SBK	5	Bruce ANSTEY	4:42.474	4	4:41.323	3	4:41.323 114.786 7
15	SBK	11	Gary JOHNSON	4:41.822	5	5:13.516	1	4:41.822 114.583 6
16	SBK	2	Ian LOUGHER	4:44.273	4	5:49.938	0	4:44.273 113.595 4
17	SBK	20	Denver ROBB	4:44.796	4	4:49.682	2	4:44.796 113.386 6
18	SBK	14	William DUNLOP	4:45.020	4	5:01.612	1	4:45.020 113.297 5
19	SBK	15	Stephen THOMPSON	4:49.754	4	4:46.385	2	4:46.385 112.757 6
20	SBK	24	James McBRIDE	4:47.743	5	-----		4:47.743 112.225 5
21	SBK	68	Derek BRIEN	4:49.717	6	5:10.795	1	4:49.717 111.460 7
22	SBK	70	Daniel KNEEN	4:49.779	6	4:53.006	2	4:49.779 111.437 8
23	SBK	17	Jimmy MOORE	4:51.056	4	6:38.634	0	4:51.056 110.948 4
24	SBK	16	John BURROWS	4:51.847	5	5:50.727	0	4:51.847 110.647 5
25	SBK	33	Olie LINSDELL	4:52.711	4	5:00.371	1	4:52.711 110.320 5
26	SBK	66	Mark BUCKLEY	4:58.755	3	4:53.582	2	4:53.582 109.993 5
27	SBK	40	Martin JESSOPP	-----		4:53.605	2	4:53.605 109.985 2
28	SBK	60	Gavin HUNT	4:54.455	3	5:55.922	0	4:54.455 109.667 3
29	SBK	39	Adrian CLARK	4:58.506	6	4:54.766	1	4:54.766 109.551 7
30	SBK	51	Paul SHOESMITH	5:22.622	2	4:55.333	2	4:55.333 109.341 4
31	SBK	41	Paul DOBBS	4:55.436	6	10:21.949	0	4:55.436 109.303 6
32	SBK	71	Davy MORGAN	5:18.212	1	4:56.943	1	4:56.943 108.748 2
33	SBK	83	Graham ENGLISH	4:57.166	3	7:28.803	0	4:57.166 108.667 3
34	SBK	52	Dave HEWSON	4:58.197	5	5:21.070	1	4:58.197 108.291 6
35	SBK	69	Dave WOOLAMS	4:59.131	5	6:34.304	0	4:59.131 107.953 5
36	SBK	63	James HILLIER	4:59.483	5	5:04.688	1	4:59.483 107.826 6
37	SBK	18	Brian McCORMACK	4:59.921	3	5:03.787	1	4:59.921 107.668 4
38	SBK	101	Gary MASON	5:06.067	1	4:59.932	1	4:59.932 107.664 2
39	SBK	84	James REDPATH	4:59.986	3	6:29.253	0	4:59.986 107.645 3
40	SBK	36	Michael NIBLETT	5:00.045	6	5:19.138	1	5:00.045 107.624 7
41	SBK	54	Steve HENEGHAN	5:01.171	4	5:21.015	1	5:01.171 107.221 5
42	SBK	21	Ben WYLIE	5:01.452	4	5:02.913	1	5:01.452 107.122 5
43	SBK	32	Paul CRANSTON	5:01.964	5	5:06.726	1	5:01.964 106.940 6
44	SBK	47	Mark McPHEE	5:02.081	3	5:30.367	0	5:02.081 106.898 3
45	SBK	56	Tony CZYZEWSKI	5:02.723	4	-----		5:02.723 106.672 4
46	SBK	27	James McCANN	5:06.495	3	5:31.395	0	5:06.495 105.359 3
47	SBK	43	John TATTERSALL	5:07.664	4	5:53.186	0	5:07.664 104.959 4

These Results are provisional and are subject to ratification by the Stewards of the Meeting.

Track	The Triangle	Signed	Organising Club	Coleraine & District Motor Club
Length(miles)	8.9700 Lap 1 (8.8300)			
Weather		Chief Timekeeper		
Track		Issued At:		

RELENTLESS International NORTH WEST 200 in association with Blackhorse



SUPERBIKE

Combined Qualifying

Thursday 13 May 2010


Qualifying Classification

48	SBK	38	Jonathan HOWARTH	5:07.811	5	5:09.739	1	5:07.811	104.909	6
49	SBK	55	Emlyn HUGHES	5:14.981	4	5:08.694	1	5:08.694	104.608	5
50	SBK	85	Sandor BITTER	5:08.766	5	5:17.461	1	5:08.766	104.584	6
51	SBK	98	Paul OWEN	5:10.768	3	6:38.216	0	5:10.768	103.910	3
52	SBK	29	Ryan McCAY	5:15.709	2	-----		5:15.709	102.284	2
53	SBK	42	John HILDRETH	5:16.312	4	5:51.242	0	5:16.312	102.089	4

Non Qualifiers

SBK	44	William DAVISON	5:13.031	1	-----					1
SBK	58	Fabrice MIGUET	5:16.700	1	-----					1
SBK	53	Donald MacFADYEN	5:23.896	1	-----					1
SBK	49	Forbes COWAN	5:29.470	0	5:59.505	0				0
SBK	48	Myles BYRNE	5:37.590	0	7:37.297	0				0
SBK	72	Kevin MAXTED	5:40.444	0	6:01.569	0				0
SBK	19	Carl RENNIE	6:21.587	0	5:16.363	1				1
SBK	57	Gerard KINGHAN	6:51.332	0	5:06.687	1				1

These Results are provisional and are subject to ratification by the Stewards of the Meeting.

Track	The Triangle	Signed		Organising Club	Coleraine & District Motor Club
Length(miles)	8.9700 Lap 1 (8.8300)		Chief Timekeeper		
Weather		Issued At:			
Track					



YOKO & GREENLINE SUPERBIKE RACES

RACE NUMBER: 1 & 5

GROUP: A



70
KNEEN

68
BRIEN

24
McBRIDE

ROW 7

15
THOMPSON

14
W DUNLOP

20
ROBB

ROW 6

2
LOUGHER

11
JOHNSON

5
ANSTEY

ROW 5

6
DONALD

9
HUTCHINSON

13
ARCHIBALD

ROW 4

77
FARQUHAR

34
SEELEY

26
M DUNLOP

ROW 3

7
RUTTER

8
MARTIN

3
EASTON


ROW 2

12
CUMMINS

37
AMOR

4
McGUINNESS

ROW 1





POLE

YOKO & GREENLINE SUPERBIKE RACES

RACE NUMBER: 1 & 5

GROUP: B



32
CRANSTON

21
WYLIE

54
HENEGHAN

ROW 14

36
NIBLETT

84
REDPATH

101
MASON

ROW 13

18
McCORMACK

63
HILLIER

69
WOOLAMS

ROW 12

52
HEWSON

83
ENGLISH

71
MORGAN

ROW 11

41
DOBBS

51
SHOESMITH

39
CLARK

ROW 10

60
HUNT

40
JESSOPP

66
BUCKLEY


ROW 9

33
LINSELL

16
BURROWS

17
MOORE

ROW 8



YOKO & GREENLINE SUPERBIKE RACES

RACE NUMBER: 1 & 5

GROUP: C

[]

[]

[]

[]

[]

[]

ROW 21

[]

[]

[]

ROW 20

[]

[]

[]

ROW 19

58
MIGUET

48
M BYRNE

42
HILDRETH

ROW 18

29
McCAY

98
OWEN

85
BITTER

ROW 17

55
HUGHES

38
HOWARTH

43
TATTERSALL


ROW 16

27
McCANN

56
CZYZEWSKI

47
McPHEE

ROW 15



RELENTLESS International NORTH WEST 200 in association with Blackhorse



SUPERBIKE

Race 5 - Greenline NW200 Superbike

Saturday, 15 May 2010

Pos	Class	No	Name	Machine / Sponsor	Gp	Laps	Total Time	Behind	Speed	-----Best Lap-----		
										Time	Speed	On
Race Classification												
1	SBK	34	Alastair SEELEY	Suzuki - Relentless Suzuki by TAS Racing	a	4	17:41.186		121.245	4:24.960	121.875	3
2	SBK	3	Stuart EASTON	Honda - Swan Honda	a	4	17:42.329	1.143	121.115	4:25.528	121.614	4
3	SBK	4	John McGUINNESS	Honda - HM Plant Honda	a	4	17:42.480	1.294	121.098	4:25.419	121.664	4
4	SBK	8	Guy MARTIN	Honda - Wilson Craig Racing	a	4	17:48.400	7.214	120.427	4:27.343	120.789	3
5	SBK	9	Ian HUTCHINSON	Honda - Padgetts of Batley	a	4	17:50.995	9.809	120.135	4:26.810	121.030	2
6	SBK	37	Keith AMOR	BMW - KBMG Racing	a	4	17:51.160	9.974	120.117	4:27.591	120.677	3
7	SBK	7	Michael RUTTER	BMW - RidersMotorcycles.com	a	4	17:51.653	10.467	120.061	4:27.546	120.697	3
8	SBK	26	Michael DUNLOP	Honda - Street Sweep / Robinson Concrete	a	4	18:01.528	20.342	118.965	4:29.303	119.910	2
9	SBK	13	Adrian ARCHIBALD	Suzuki - AMA Racing	a	4	18:01.765	20.579	118.939	4:29.187	119.961	2
10	SBK	5	Bruce ANSTEY	Suzuki - Relentless Suzuki by TAS Racing	a	4	18:17.607	36.421	117.222	4:32.652	118.437	2
11	SBK	2	Ian LOUGHER	Kawasaki - Blackhorse Kawasaki	a	4	18:17.723	36.537	117.210	4:34.795	117.513	3
12	SBK	14	William DUNLOP	Suzuki - CD Racing	a	4	18:29.750	48.564	115.940	4:36.158	116.933	2
13	SBK	6	Cameron DONALD	Suzuki - Relentless Suzuki by TAS Racing	a	4	18:31.896	50.710	115.716	4:34.667	117.568	4
14	SBK	15	Stephen THOMPSON	Kawasaki - MSS Colchester Kawasaki	a	4	18:34.363	53.177	115.460	4:38.512	115.945	4
15	SBK	40	Martin JESSOPP	BMW - RidersMotorcycles.com	b	4	18:36.858	55.672	115.202	4:38.395	115.993	2
16	SBK	101	Gary MASON	Kawasaki - MSS Colchester Kawasaki	b	4	18:37.107	55.921	115.176	4:39.328	115.606	4
17	SBK	71	Davy MORGAN	Suzuki - Strangford Holiday Park	b	4	18:38.768	57.582	115.005	4:37.882	116.208	4
18	SBK	33	Olie LINSDELL	Yamaha - Team Flitwick Yamaha	b	4	18:41.953	1:00.767	114.679	4:40.016	115.322	4
19	SBK	63	James HILLIER	Kawasaki - Bournemouth Kawasaki Racing	b	4	18:58.722	1:17.536	112.990	4:40.632	115.069	3
20	SBK	39	Adrian CLARK	Honda - Adrian Clark Racing	b	4	19:00.908	1:19.722	112.773	4:43.922	113.735	3
21	SBK	52	Dave HEWSON	Kawasaki - The Other Bike Shop	b	4	19:01.147	1:19.961	112.750	4:44.954	113.324	2
22	SBK	21	Ben WYLIE	Yamaha - Phase One Endurance	b	4	19:04.204	1:23.018	112.448	4:44.890	113.349	2
23	SBK	38	Jonathan HOWARTH	Honda - Midland Motorsport	c	4	19:11.297	1:30.111	111.756	4:48.224	112.038	4
24	SBK	51	Paul SHOESMITH	BMW - Speedfreak Ice Valley Racing	b	4	19:15.193	1:34.007	111.379	4:49.066	111.712	2
25	SBK	32	Paul CRANSTON	Honda - P & J Fuel Haulage	b	4	19:18.902	1:37.716	111.022	4:49.870	111.402	3
26	SBK	85	Sandor BITTER	Suzuki - Barron Transport Services	c	4	19:25.179	1:43.993	110.424	4:51.355	110.834	2
27	SBK	43	John TATTERSALL	Suzuki - Kick Start Motorcycles	c	4	19:25.852	1:44.666	110.360	4:49.594	111.508	3
28	SBK	58	Fabrice MIGUET	Kawasaki	c	4	19:55.658	2:14.472	107.609	4:59.229	107.917	2
29	SBK	42	John HILDRETH	Suzuki	c	4	19:58.531	2:17.345	107.351	4:59.059	107.979	2


Fastest Lap / New Lap Record 121.875 mph (Previously 120.985 mph)

SBK	34	Alastair SEELEY	Suzuki - Relentless Suzuki by TAS Racing	a						4:24.960	121.875	3
-----	----	-----------------	--	---	--	--	--	--	--	----------	---------	---

Not Classified

DNF	SBK	36	Michael NIBLETT	Honda - Kestral Honda	b	3	14:29.419	1 Lap	110.846	4:51.013	110.964	2
DNF	SBK	69	Dave WOOLAMS	Suzuki - Woolys Autos	b	3	14:49.733	20.314	108.316	4:57.623	108.500	2
DNF	SBK	12	Conor CUMMINS	Kawasaki - McAdoo Kawasaki Racing	a	2	9:02.255	2 Laps	118.173	4:36.348	116.853	2
DNF	SBK	16	John BURROWS	Suzuki - Burrows Engineering	b	1	4:38.026	3 Laps	114.335	4:38.026	114.335	1
DNF	SBK	70	Daniel KNEEN	Yamaha - Marks Bloom Racing	a	1	4:46.607	8.581	110.911	4:46.607	110.911	1
DNF	SBK	27	James McCANN	Suzuki - Lectros Ireland	c	1	4:58.553	20.527	106.474	4:58.553	106.474	1
DNF	SBK	20	Denver ROBB	Suzuki - D.R. Racing	a	1	5:04.466	26.440	104.406	5:04.466	104.406	1
DNF	SBK	17	Jimmy MOORE	Yamaha - East Coast Racing	b	1	5:06.706	28.680	103.643	5:06.706	103.643	1
DNF	SBK	77	Ryan FARQUHAR	Kawasaki - KMR Kawasaki	a	1	5:09.153	31.127	102.823	5:09.153	102.823	1

These Results are provisional and are subject to ratification by the Stewards of the Meeting.

Track	The Triangle	Signed		Organising Club	Coleraine & District Motor C
Length(miles)	8.9700 Lap 1 (8.8300)		Chief Timekeeper	Warmup Started	15:44:00.000
Weather	Cloudy			Race Started	15:53:07.177
Track	Dry	Issued At:	16:15:11	Gp Time Diff - b 28.88 / c 53.03	



MCUI
Ulster Centre
Timing
www.elaps-timing.com



RELENTLESS International NORTH WEST 200 in association with Blackhorse

SUPERBIKE

Race 5 - Greenline NW200 Superbike

Saturday, 15 May 2010

DETAILED RESULT



Race Classification

1 34 Alastair SEELEY

Total Time **17:41.186** Avg Speed **121.245** Behind
Best Time **4:24.960** Best Speed **121.875** On **3** Gp **a**

Lap	Elapsed Time	Lap Time	Lap Speed
1	4:24.401	4:24.401	120.226
2	8:50.712	4:26.311	121.257
3	13:15.672	4:24.960	121.875
4	17:41.186	4:25.514	121.621

2 3 Stuart EASTON

Total Time **17:42.329** Avg Speed **121.115** Behind **1.143**
Best Time **4:25.528** Best Speed **121.614** On **4** Gp **a**

Lap	Elapsed Time	Lap Time	Lap Speed
1	4:23.830	4:23.830	120.487
2	8:51.222	4:27.392	120.767
3	13:16.801	4:25.579	121.591
4	17:42.329	4:25.528	121.614

3 4 John McGUINNESS

Total Time **17:42.480** Avg Speed **121.098** Behind **1.294**
Best Time **4:25.419** Best Speed **121.664** On **4** Gp **a**

Lap	Elapsed Time	Lap Time	Lap Speed
1	4:23.989	4:23.989	120.414
2	8:51.586	4:27.597	120.674
3	13:17.061	4:25.475	121.639
4	17:42.480	4:25.419	121.664

4 8 Guy MARTIN

Total Time **17:48.400** Avg Speed **120.427** Behind **7.214**
Best Time **4:27.343** Best Speed **120.789** On **3** Gp **a**

Lap	Elapsed Time	Lap Time	Lap Speed
1	4:24.249	4:24.249	120.296
2	8:52.373	4:28.124	120.437
3	13:19.716	4:27.343	120.789
4	17:48.400	4:28.684	120.186

5 9 Ian HUTCHINSON

Total Time **17:50.995** Avg Speed **120.135** Behind **9.809**
Best Time **4:26.810** Best Speed **121.030** On **2** Gp **a**

Lap	Elapsed Time	Lap Time	Lap Speed
1	4:25.175	4:25.175	119.876
2	8:51.985	4:26.810	121.030
3	13:20.321	4:28.336	120.342
4	17:50.995	4:30.674	119.302

Race Classification

6 37 Keith AMOR

Total Time **17:51.160** Avg Speed **120.117** Behind **9.974**
Best Time **4:27.591** Best Speed **120.677** On **3** Gp **a**

Lap	Elapsed Time	Lap Time	Lap Speed
1	4:25.756	4:25.756	119.613
2	8:54.106	4:28.350	120.335
3	13:21.697	4:27.591	120.677
4	17:51.160	4:29.463	119.838

7 7 Michael RUTTER

Total Time **17:51.653** Avg Speed **120.061** Behind **10.467**
Best Time **4:27.546** Best Speed **120.697** On **3** Gp **a**

Lap	Elapsed Time	Lap Time	Lap Speed
1	4:26.606	4:26.606	119.232
2	8:54.505	4:27.899	120.538
3	13:22.051	4:27.546	120.697
4	17:51.653	4:29.602	119.777

8 26 Michael DUNLOP

Total Time **18:01.528** Avg Speed **118.965** Behind **20.342**
Best Time **4:29.303** Best Speed **119.910** On **2** Gp **a**

Lap	Elapsed Time	Lap Time	Lap Speed
1	4:28.523	4:28.523	118.381
2	8:57.826	4:29.303	119.910
3	13:29.034	4:31.208	119.067
4	18:01.528	4:32.494	118.505

9 13 Adrian ARCHIBALD

Total Time **18:01.765** Avg Speed **118.939** Behind **20.579**
Best Time **4:29.187** Best Speed **119.961** On **2** Gp **a**

Lap	Elapsed Time	Lap Time	Lap Speed
1	4:29.286	4:29.286	118.045
2	8:58.473	4:29.187	119.961
3	13:29.439	4:30.966	119.174
4	18:01.765	4:32.326	118.578

10 5 Bruce ANSTEY

Total Time **18:17.607** Avg Speed **117.222** Behind **36.421**
Best Time **4:32.652** Best Speed **118.437** On **2** Gp **a**

Lap	Elapsed Time	Lap Time	Lap Speed
1	4:33.610	4:33.610	116.180
2	9:06.262	4:32.652	118.437
3	13:40.560	4:34.298	117.726
4	18:17.607	4:37.047	116.558

RELENTLESS International NORTH WEST 200 in association with Blackhorse

SUPERBIKE

Race 5 - Greenline NW200 Superbike

Saturday, 15 May 2010

DETAILED RESULT



Race Classification

11 2 Ian LOUGHER

Total Time **18:17.723** Avg Speed **117.210** Behind **36.537**
Best Time **4:34.795** Best Speed **117.513** On **3** Gp **a**

Lap	Elapsed Time	Lap Time	Lap Speed
1	4:32.341	4:32.341	116.721
2	9:07.533	4:35.192	117.344
3	13:42.328	4:34.795	117.513
4	18:17.723	4:35.395	117.257

12 14 William DUNLOP

Total Time **18:29.750** Avg Speed **115.940** Behind **48.564**
Best Time **4:36.158** Best Speed **116.933** On **2** Gp **a**

Lap	Elapsed Time	Lap Time	Lap Speed
1	4:35.249	4:35.249	115.488
2	9:11.407	4:36.158	116.933
3	13:49.338	4:37.931	116.187
4	18:29.750	4:40.412	115.159

13 6 Cameron DONALD

Total Time **18:31.896** Avg Speed **115.716** Behind **50.710**
Best Time **4:34.667** Best Speed **117.568** On **4** Gp **a**

Lap	Elapsed Time	Lap Time	Lap Speed
1	4:32.955	4:32.955	116.459
2	9:07.867	4:34.912	117.463
3	13:57.229	4:49.362	111.597
4	18:31.896	4:34.667	117.568

14 15 Stephen THOMPSON

Total Time **18:34.363** Avg Speed **115.460** Behind **53.177**
Best Time **4:38.512** Best Speed **115.945** On **4** Gp **a**

Lap	Elapsed Time	Lap Time	Lap Speed
1	4:36.143	4:36.143	115.114
2	9:15.719	4:39.576	115.503
3	13:55.851	4:40.132	115.274
4	18:34.363	4:38.512	115.945

15 40 Martin JESSOPP

Total Time **18:36.858** Avg Speed **115.202** Behind **55.672**
Best Time **4:38.395** Best Speed **115.993** On **2** Gp **b**

Lap	Elapsed Time	Lap Time	Lap Speed
1	4:38.874	4:38.874	113.987
2	9:17.269	4:38.395	115.993
3	13:57.320	4:40.051	115.308
4	18:36.858	4:39.538	115.519

Race Classification

16 101 Gary MASON

Total Time **18:37.107** Avg Speed **115.176** Behind **55.921**
Best Time **4:39.328** Best Speed **115.606** On **4** Gp **b**

Lap	Elapsed Time	Lap Time	Lap Speed
1	4:37.348	4:37.348	114.614
2	9:17.855	4:40.507	115.120
3	13:57.779	4:39.924	115.360
4	18:37.107	4:39.328	115.606

17 71 Davy MORGAN

Total Time **18:38.768** Avg Speed **115.005** Behind **57.582**
Best Time **4:37.882** Best Speed **116.208** On **4** Gp **b**

Lap	Elapsed Time	Lap Time	Lap Speed
1	4:39.212	4:39.212	113.849
2	9:21.316	4:42.104	114.468
3	14:00.886	4:39.570	115.506
4	18:38.768	4:37.882	116.208

18 33 Olie LINSDELL

Total Time **18:41.953** Avg Speed **114.679** Behind **1:00.767**
Best Time **4:40.016** Best Speed **115.322** On **4** Gp **b**

Lap	Elapsed Time	Lap Time	Lap Speed
1	4:38.425	4:38.425	114.171
2	9:21.069	4:42.644	114.250
3	14:01.937	4:40.868	114.972
4	18:41.953	4:40.016	115.322

19 63 James HILLIER

Total Time **18:58.722** Avg Speed **112.990** Behind **1:17.536**
Best Time **4:40.632** Best Speed **115.069** On **3** Gp **b**

Lap	Elapsed Time	Lap Time	Lap Speed
1	4:39.522	4:39.522	113.723
2	9:20.716	4:41.194	114.839
3	14:01.348	4:40.632	115.069
4	18:58.722	4:57.374	108.591

20 39 Adrian CLARK

Total Time **19:00.908** Avg Speed **112.773** Behind **1:19.722**
Best Time **4:43.922** Best Speed **113.735** On **3** Gp **b**

Lap	Elapsed Time	Lap Time	Lap Speed
1	4:43.440	4:43.440	112.151
2	9:29.131	4:45.691	113.031
3	14:13.053	4:43.922	113.735
4	19:00.908	4:47.855	112.181

RELENTLESS International NORTH WEST 200 in association with Blackhorse

SUPERBIKE

Race 5 - Greenline NW200 Superbike

Saturday, 15 May 2010

DETAILED RESULT



Race Classification

21 **52 Dave HEWSON**

Total Time **19:01.147** Avg Speed **112.750** Behind **1:19.961**

Best Time **4:44.954** Best Speed **113.324** On **2** Gp **b**

Lap	Elapsed Time	Lap Time	Lap Speed
1	4:43.666	4:43.666	112.061
2	9:28.620	4:44.954	113.324
3	14:14.465	4:45.845	112.970
4	19:01.147	4:46.682	112.640

22 **21 Ben WYLIE**

Total Time **19:04.204** Avg Speed **112.448** Behind **1:23.018**

Best Time **4:44.890** Best Speed **113.349** On **2** Gp **b**

Lap	Elapsed Time	Lap Time	Lap Speed
1	4:42.815	4:42.815	112.399
2	9:27.705	4:44.890	113.349
3	14:12.729	4:45.024	113.296
4	19:04.204	4:51.475	110.788

23 **38 Jonathan HOWARTH**

Total Time **19:11.297** Avg Speed **111.756** Behind **1:30.111**

Best Time **4:48.224** Best Speed **112.038** On **4** Gp **c**

Lap	Elapsed Time	Lap Time	Lap Speed
1	4:42.373	4:42.373	112.575
2	9:32.150	4:49.777	111.437
3	14:23.073	4:50.923	110.998
4	19:11.297	4:48.224	112.038

24 **51 Paul SHOESMITH**

Total Time **19:15.193** Avg Speed **111.379** Behind **1:34.007**

Best Time **4:49.066** Best Speed **111.712** On **2** Gp **b**

Lap	Elapsed Time	Lap Time	Lap Speed
1	4:43.153	4:43.153	112.264
2	9:32.219	4:49.066	111.712
3	14:21.732	4:49.513	111.539
4	19:15.193	4:53.461	110.038

25 **32 Paul CRANSTON**

Total Time **19:18.902** Avg Speed **111.022** Behind **1:37.716**

Best Time **4:49.870** Best Speed **111.402** On **3** Gp **b**

Lap	Elapsed Time	Lap Time	Lap Speed
1	4:48.701	4:48.701	110.107
2	9:39.026	4:50.325	111.227
3	14:28.896	4:49.870	111.402
4	19:18.902	4:50.006	111.349

Race Classification

26 **85 Sandor BITTER**

Total Time **19:25.179** Avg Speed **110.424** Behind **1:43.993**

Best Time **4:51.355** Best Speed **110.834** On **2** Gp **c**

Lap	Elapsed Time	Lap Time	Lap Speed
1	4:47.779	4:47.779	110.460
2	9:39.134	4:51.355	110.834
3	14:31.186	4:52.052	110.569
4	19:25.179	4:53.993	109.839

27 **43 John TATTERSALL**

Total Time **19:25.852** Avg Speed **110.360** Behind **1:44.666**

Best Time **4:49.594** Best Speed **111.508** On **3** Gp **c**

Lap	Elapsed Time	Lap Time	Lap Speed
1	4:53.421	4:53.421	108.336
2	9:45.113	4:51.692	110.706
3	14:34.707	4:49.594	111.508
4	19:25.852	4:51.145	110.914

28 **58 Fabrice MIGUET**

Total Time **19:55.658** Avg Speed **107.609** Behind **2:14.472**

Best Time **4:59.229** Best Speed **107.917** On **2** Gp **c**

Lap	Elapsed Time	Lap Time	Lap Speed
1	4:53.849	4:53.849	108.178
2	9:53.078	4:59.229	107.917
3	14:55.439	5:02.361	106.799
4	19:55.658	5:00.219	107.561

29 **42 John HILDRETH**

Total Time **19:58.531** Avg Speed **107.351** Behind **2:17.345**

Best Time **4:59.059** Best Speed **107.979** On **2** Gp **c**

Lap	Elapsed Time	Lap Time	Lap Speed
1	4:55.974	4:55.974	107.401
2	9:55.033	4:59.059	107.979
3	14:56.236	5:01.203	107.210
4	19:58.531	5:02.295	106.823

Not Classified

DNF **36 Michael NIBLETT**

Total Time **14:29.419** Avg Speed **110.846** Behind **1 Lap**

Best Time **4:51.013** Best Speed **110.964** On **2** Gp **b**

Lap	Elapsed Time	Lap Time	Lap Speed
1	4:46.926	4:46.926	110.788
2	9:37.939	4:51.013	110.964
3	14:29.419	4:51.480	110.786



RELENTLESS International NORTH WEST 200 in association with Blackhorse

SUPERBIKE

Race 5 - Greenline NW200 Superbike

Saturday, 15 May 2010

DETAILED RESULT



Not Classified

DNF 69 Dave WOOLAMS

Total Time **14:49.733** Avg Speed **108.316** Behind **20.314**

Best Time **4:57.623** Best Speed **108.500** On **2** Gp **b**

Lap	Elapsed Time	Lap Time	Lap Speed
1	4:54.000	4:53.1000	108.122
2	9:51.623	4:57.623	108.500
3	14:49.733	4:58.110	108.322

DNF 12 Conor CUMMINS

Total Time **9:02.255** Avg Speed **118.173** Behind **2 Laps**

Best Time **4:36.348** Best Speed **116.853** On **2** Gp **a**

Lap	Elapsed Time	Lap Time	Lap Speed
1	4:25.907	4:25.907	119.546
2	9:02.255	4:36.348	116.853

DNF 16 John BURROWS

Total Time **4:38.026** Avg Speed **114.335** Behind **3 Laps**

Best Time **4:38.026** Best Speed **114.335** On **1** Gp **b**

Lap	Elapsed Time	Lap Time	Lap Speed
1	4:38.026	4:38.026	114.335

DNF 70 Daniel KNEEN

Total Time **4:46.607** Avg Speed **110.911** Behind **8.581**

Best Time **4:46.607** Best Speed **110.911** On **1** Gp **a**

Lap	Elapsed Time	Lap Time	Lap Speed
1	4:46.607	4:46.607	110.911

DNF 27 James McCANN

Total Time **4:58.553** Avg Speed **106.474** Behind **20.527**

Best Time **4:58.553** Best Speed **106.474** On **1** Gp **c**

Lap	Elapsed Time	Lap Time	Lap Speed
1	4:58.553	4:58.553	106.474

DNF 20 Denver ROBB

Total Time **5:04.466** Avg Speed **104.406** Behind **26.440**

Best Time **5:04.466** Best Speed **104.406** On **1** Gp **a**

Lap	Elapsed Time	Lap Time	Lap Speed
1	5:04.466	5:04.466	104.406

Not Classified

DNF 17 Jimmy MOORE

Total Time **5:06.706** Avg Speed **103.643** Behind **28.680**

Best Time **5:06.706** Best Speed **103.643** On **1** Gp **b**

Lap	Elapsed Time	Lap Time	Lap Speed
1	5:06.706	5:06.706	103.643

DNF 77 Ryan FARQUHAR

Total Time **5:09.153** Avg Speed **102.823** Behind **31.127**

Best Time **5:09.153** Best Speed **102.823** On **1** Gp **a**

Lap	Elapsed Time	Lap Time	Lap Speed
1	5:09.153	5:09.153	102.823

RELENTLESS International NORTH WEST 200 in association with Blackhorse

SUPERBIKE

Race 5 - Greenline NW200 Superbike

LAP CHART



1					2					3					
No	Name	G	Elapsed Time	Lap Time	No	Name	G	Elapsed Time	Lap Time	No	Name	G	Elapsed Time	Lap Time	
3	Stuart EASTON	a	4:23.830	4:23.830	34	Alastair SEELEY	a	8:50.712	4:26.311	34	Alastair SEELEY	a	13:15.672	4:24.960	
4	John McGUINNESS	a	4:23.989	4:23.989	3	Stuart EASTON	a	8:51.222	4:27.392	3	Stuart EASTON	a	13:16.801	4:25.579	
8	Guy MARTIN	a	4:24.249	4:24.249	4	John McGUINNESS	a	8:51.586	4:27.597	4	John McGUINNESS	a	13:17.061	4:25.475	
34	Alastair SEELEY	a	4:24.401	4:24.401	9	Ian HUTCHINSON	a	8:51.985	4:26.810	8	Guy MARTIN	a	13:19.716	4:27.343	
9	Ian HUTCHINSON	a	4:25.175	4:25.175	8	Guy MARTIN	a	8:52.373	4:28.124	9	Ian HUTCHINSON	a	13:20.321	4:28.336	
37	Keith AMOR	a	4:25.756	4:25.756	37	Keith AMOR	a	8:54.106	4:28.350	37	Keith AMOR	a	13:21.697	4:27.591	
12	Conor CUMMINS	a	4:25.907	4:25.907	7	Michael RUTTER	a	8:54.505	4:27.899	7	Michael RUTTER	a	13:22.051	4:27.546	
7	Michael RUTTER	a	4:26.606	4:26.606	26	Michael DUNLOP	a	8:57.826	4:29.303	26	Michael DUNLOP	a	13:29.034	4:31.208	
26	Michael DUNLOP	a	4:28.523	4:28.523	13	Adrian ARCHIBALD	a	8:58.473	4:29.187	13	Adrian ARCHIBALD	a	13:29.439	4:30.966	
13	Adrian ARCHIBALD	a	4:29.286	4:29.286	12	Conor CUMMINS	a	9:02.255	4:36.348	5	Bruce ANSTEY	a	13:40.560	4:34.298	
2	Ian LOUGHER	a	4:32.341	4:32.341	5	Bruce ANSTEY	a	9:06.262	4:32.652	2	Ian LOUGHER	a	13:42.328	4:34.795	
6	Cameron DONALD	a	4:32.955	4:32.955	2	Ian LOUGHER	a	9:07.533	4:35.192	14	William DUNLOP	a	13:49.338	4:37.931	
5	Bruce ANSTEY	a	4:33.610	4:33.610	6	Cameron DONALD	a	9:07.867	4:34.912	15	Stephen THOMPSON	a	13:55.851	4:40.132	
14	William DUNLOP	a	4:35.249	4:35.249	14	William DUNLOP	a	9:11.407	4:36.158	6	Cameron DONALD	a	13:57.229	4:49.362	
15	Stephen THOMPSON	a	4:36.143	4:36.143	15	Stephen THOMPSON	a	9:15.719	4:39.576	40	Martin JESSOPP	b	13:57.320	4:40.051	
101	Gary MASON	b	4:37.348	4:37.348	40	Martin JESSOPP	b	9:17.269	4:38.395	101	Gary MASON	b	13:57.779	4:39.924	
16	John BURROWS	b	4:38.026	4:38.026	101	Gary MASON	b	9:17.855	4:40.507	71	Davy MORGAN	b	14:00.886	4:39.570	
33	Olie LINSDELL	b	4:38.425	4:38.425	63	James HILLIER	b	9:20.716	4:41.194	63	James HILLIER	b	14:01.348	4:40.632	
40	Martin JESSOPP	b	4:38.874	4:38.874	33	Olie LINSDELL	b	9:21.069	4:42.644	33	Olie LINSDELL	b	14:01.937	4:40.868	
71	Davy MORGAN	b	4:39.212	4:39.212	71	Davy MORGAN	b	9:21.316	4:42.104	21	Ben WYLIE	b	14:12.729	4:45.024	
63	James HILLIER	b	4:39.522	4:39.522	21	Ben WYLIE	b	9:27.705	4:44.890	39	Adrian CLARK	b	14:13.053	4:43.922	
38	Jonathan HOWARTH	c	4:42.373	4:42.373	52	Dave HEWSON	b	9:28.620	4:44.954	52	Dave HEWSON	b	14:14.465	4:45.845	
21	Ben WYLIE	b	4:42.815	4:42.815	39	Adrian CLARK	b	9:29.131	4:45.691	51	Paul SHOESMITH	b	14:21.732	4:49.513	
51	Paul SHOESMITH	b	4:43.153	4:43.153	38	Jonathan HOWARTH	c	9:32.150	4:49.777	38	Jonathan HOWARTH	c	14:23.073	4:50.923	
39	Adrian CLARK	b	4:43.440	4:43.440	51	Paul SHOESMITH	b	9:32.219	4:49.066	32	Paul CRANSTON	b	14:28.896	4:49.870	
52	Dave HEWSON	b	4:43.666	4:43.666	36	Michael NIBLETT	b	9:37.939	4:51.013	36	Michael NIBLETT	b	14:29.419	4:51.480	
70	Daniel KNEEN	a	4:46.607	4:46.607	32	Paul CRANSTON	b	9:39.026	4:50.325	85	Sandor BITTER	c	14:31.186	4:52.052	
36	Michael NIBLETT	b	4:46.926	4:46.926	85	Sandor BITTER	c	9:39.134	4:51.355	43	John TATTERSALL	c	14:34.707	4:49.594	
85	Sandor BITTER	c	4:47.779	4:47.779	43	John TATTERSALL	c	9:45.113	4:51.692	69	Dave WOOLAMS	b	14:49.733	4:58.110	
32	Paul CRANSTON	b	4:48.701	4:48.701	69	Dave WOOLAMS	b	9:51.623	4:57.623	58	Fabrice MIGUET	c	14:55.439	5:02.361	
43	John TATTERSALL	c	4:53.421	4:53.421	58	Fabrice MIGUET	c	9:53.078	4:59.229	42	John HILDRETH	c	14:56.236	5:01.203	
58	Fabrice MIGUET	c	4:53.849	4:53.849	42	John HILDRETH	c	9:55.033	4:59.059						
69	Dave WOOLAMS	b	4:54.000	4:53.100											
42	John HILDRETH	c	4:55.974	4:55.974											
27	James McCANN	c	4:58.553	4:58.553											
20	Denver ROBB	a	5:04.466	5:04.466											
17	Jimmy MOORE	b	5:06.706	5:06.706											
77	Ryan FARQUHAR	a	5:09.153	5:09.153											

RELENTLESS International NORTH WEST 200 in association with Blackhorse

SUPERBIKE

Race 5 - Greenline NW200 Superbike

LAP CHART



4

No	Name	G	Elapsed Time	Lap Time
34	Alastair SEELEY	a	17:41.186	4:25.514
3	Stuart EASTON	a	17:42.329	4:25.528
4	John McGUINNESS	a	17:42.480	4:25.419
8	Guy MARTIN	a	17:48.400	4:28.684
9	Ian HUTCHINSON	a	17:50.995	4:30.674
37	Keith AMOR	a	17:51.160	4:29.463
7	Michael RUTTER	a	17:51.653	4:29.602
26	Michael DUNLOP	a	18:01.528	4:32.494
13	Adrian ARCHIBALD	a	18:01.765	4:32.326
5	Bruce ANSTEY	a	18:17.607	4:37.047
2	Ian LOUGHER	a	18:17.723	4:35.395
14	William DUNLOP	a	18:29.750	4:40.412
6	Cameron DONALD	a	18:31.896	4:34.667
15	Stephen THOMPSON	a	18:34.363	4:38.512
40	Martin JESSOPP	b	18:36.858	4:39.538
101	Gary MASON	b	18:37.107	4:39.328
71	Davy MORGAN	b	18:38.768	4:37.882
33	Olie LINSDELL	b	18:41.953	4:40.016
63	James HILLIER	b	18:58.722	4:57.374
39	Adrian CLARK	b	19:00.908	4:47.855
52	Dave HEWSON	b	19:01.147	4:46.682
21	Ben WYLIE	b	19:04.204	4:51.475
38	Jonathan HOWARTH	c	19:11.297	4:48.224
51	Paul SHOESMITH	b	19:15.193	4:53.461
32	Paul CRANSTON	b	19:18.902	4:50.006
85	Sandor BITTER	c	19:25.179	4:53.993
43	John TATTERSALL	c	19:25.852	4:51.145
58	Fabrice MIGUET	c	19:55.658	5:00.219
42	John HILDRETH	c	19:58.531	5:02.295

Speed TrapGreenline NW200 Superbike Race

<u>No.</u>	<u>Name</u>	<u>Lap 1</u>	<u>Lap 2</u>	<u>Lap 3</u>	<u>Lap 4</u>
2	Ian LOUGHER		194		181
3	Stuart EASTON	197	197		
4	John McGUINNESS	197			
5	Bruce ANSTEY			192	188
6	Cameron DONALD			193	
8	Guy MARTIN				189
9	Ian HUTCHINSON			191	192
14	William DUNLOP		183		179
15	Stephen THOMPSON				183
16	John BURROWS	185			
21	Ben WYLIE		180	179	
26	Michael DUNLOP			189	182
32	Paul CRANSTON		172		163
33	Olie LINSDELL				176
34	Alastair SEELEY			193	198
36	Michael NIBLETT		174	170	
37	Keith AMOR			194	
38	Jonathan HOWARTH	184	177	182	169
40	Martin JESSOPP			187	
42	John HILDRETH		169	172	172
43	John TATTERSALL			173	170
51	Paul SHOESMITH			183	
52	Dave HEWSON				167
63	James HILLIER			182	
69	Dave WOOLAMS		177	179	172
71	Davy MORGAN				187
85	Sandor BITTER		167	164	174
101	Gary MASON		185		