




*Irish Superbike Championship*

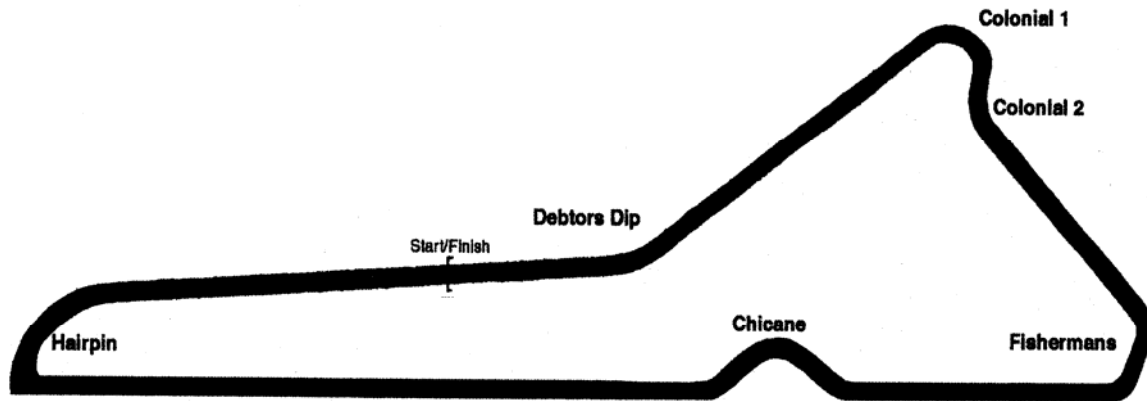
**at Kirkistown**  
**Saturday 1<sup>st</sup> May April 2010**

**promoted by Ulster Centre Sports Promotions**  
**[www.mcui-uc.org.uk](http://www.mcui-uc.org.uk)**

**250cc GP**  
**& SUPERSPORT 400**



# Kirkistown Circuit 1.512 miles



## LAP RECORDS

Class	Rider	Machine	m	s	mph	Date
125cc	Darran Lindsay	Honda		59.83	90.978	14-10-00
125cc Clubmans	Robert English	Honda	1	03.379	85.883	13-04-09
Moto 450	Ryan Farquhar	Kawasaki 450	1	05.059	83.666	05-04-10
250cc	John McGuinness	Honda		57.74	94.27	02-10-99
Supersport 400	Ronnie Hamilton	Yamaha	1	02.23	87.469	27-07-99
SuperTwins	Lee Hill	Suzuki 650	1	02.196	87.517	13-04-09
Supersport	Jeremy McWilliams	Yamaha		56.913	95.641	14-07-09
Supersport Cup	Glenn Irwin	Suzuki		57.165	95.219	14-07-09
Superstock	Marshall Neill	Suzuki		56.978	95.532	05-04-10
Superbike	Alastair Seeley	Suzuki		55.917	97.344	14-07-09
Superbike Cup	Richard Rea	Honda		56.820	95.797	14-07-09
Sidecar	John Clarke	LCR Suzuki	1	00.161	90.477	13-04-09
	Stuart Graham					
<b>Open Clubmans Classes (no control tyre)</b>						
Open Supersport	Glenn Irwin	Suzuki		57.821	94.139	14-07-09
Open Superbike	Wayne Kirwan	Yamaha		58.985	92.281	03-09-05

**IRISH SUPERBIKE R6 & R7 - Kirkistown**
**Sorted on Best Lap time**

250cc GP &amp; SUPERSPORT 400

Kirkistown 1.512 Miles

Qualifying

01/05/2010 10:15

Practice started at 10:27:59

Pos	Class	No.	Name	Machine	Sponsor	Best Tm	Diff	Gap	Best Speed	Lap	Laps	2nd Best
<b>250GP</b>												
1	250GP	5	David CRAIG	Yamaha	Cleaver Browne	1:00.743			89.610	14	17	1:01.035
2	250GP	20	Denver ROBB	Honda	BP	1:00.986	0.243	0.243	89.253	11	15	1:00.987
3	250GP	73	Thomas LAWLOR	Honda		1:01.503	0.760	0.517	88.503	10	10	1:02.344
4	250GP	36	Mark HANNA	Honda	Roy Hanna Motors	1:01.724	0.981	0.221	88.186	6	14	1:02.065
5	250GP	41	Ronan SHANAHAN	Honda		1:02.147	1.404	0.423	87.586	16	17	1:02.632
6	250GP	8	Richard GLASGOW	Honda		1:02.962	2.219	0.815	86.452	16	18	1:03.257
7	250GP	2	Brian MATEER	Yamaha		1:03.882	3.139	0.920	85.207	14	16	1:04.125
8	250GP	11	Paul MINAHAN	Honda		1:05.784	5.041	1.902	82.744	12	16	1:05.846
9	250GP	17	Linton IRWIN	Yamaha		1:05.997	5.254	0.213	82.476	12	13	1:06.430
10	250GP	10	Chris BLAIR	Honda		1:19.482	18.739	13.485	68.483	3	6	1:19.588
<b>400</b>												
1	400	38	Carl PHILLIPS	Kawasaki 400		1:04.318			84.629	6	6	1:05.080
2	400	27	Joseph LOUGHLIN	Honda 400	G2 Tech.	1:04.623	0.305	0.305	84.230	5	5	1:05.061
3	400	115	Ryan MAHER	Honda 400	Mark Maher Construction	1:05.363	1.045	0.740	83.276	13	13	1:06.138
4	400	99	Stephen McADOO	Kawasaki 400		1:06.802	2.484	1.439	81.483	12	16	1:06.984
5	400	40	Wayne HALL	Honda 400		1:07.138	2.820	0.336	81.075	14	16	1:07.307
6	400	87	Jason FLOODY	Honda 400		1:07.547	3.229	0.409	80.584	13	15	1:07.627
7	400	117	Bernard NOLAN	Kawasaki 400	Tore Engineering	1:08.564	4.246	1.017	79.389	4	5	1:08.620
8	400	39	Kirk DICKEY	Kawasaki 400		1:08.770	4.452	0.206	79.151	14	14	1:09.543
9	400	15	Cathal PHELAN	Honda 400		1:08.995	4.677	0.225	78.893	13	14	1:09.334
10	400	126	Daryl DUFFY	Kawasaki 400		1:09.453	5.135	0.458	78.372	3	14	1:10.217
11	400	83	Andy McALLISTER	Kawasaki 400		1:10.385	6.067	0.932	77.335	3	10	1:10.399
12	400	79	John McALLISTER	Kawasaki 400	MAC 2	1:10.433	6.115	0.048	77.282	7	14	1:10.855
13	400	62	Derek SCUFFIL	Kawasaki 400		1:10.476	6.158	0.043	77.235	4	6	1:12.242
14	400	88	Scott LONSDALE	Honda 400	Saltire	1:10.557	6.239	0.081	77.146	8	10	1:11.011
15	400	96	Stephen CARR	Kawasaki 400		1:12.647	8.329	2.090	74.927	11	13	1:13.476
16	400	212	Dean McMASTER	Yamaha 400		1:13.025	8.707	0.378	74.539	9	13	1:13.672
17	400	55	Thomas DAVISON	Honda 400	Davison	1:15.567	11.249	2.542	72.031	5	6	1:15.701

Provisional result subject to confirmation by the Stewards of the Meeting

Orbits

Promoted by Ulster Centre Sports Promotions

[www.amb-it.com](http://www.amb-it.com)

MCUI (Ulster Centre) Timing

[www.mylaps.com](http://www.mylaps.com)

 view results at [www.elaps-timing.com](http://www.elaps-timing.com)

Licensed to: MCUI







**IRISH SUPERBIKE R6 & R7 - Kirkistown**

250cc GP & SUPERSPORT 400


Kirkistown 1.512 Miles

R4: Race One

01/05/2010 13:50

Race (10 Laps)

9	1:15.567 55 T. DAVISON			
8	33 1:10.476 62 Derek SCUFFIL	1:10.557 88 S. LONSDALE	1:12.647 96 Stephen CARR	1:13.025 212 D. McMASTER
7	29 1:08.995 15 Cathal PHELAN	30 1:09.453 126 Daryl DUFFY	31 1:10.385 83 A. McALLISTER	32 1:10.433 79 J. McALLISTER
6	25 1:07.138 40 Wayne HALL	26 1:07.547 87 Jason FLOODY	27 1:08.564 117 B. NOLAN	28 1:08.770 39 Kirk DICKEY
5	21 1:04.318 38 Carl PHILLIPS	22 1:04.623 27 J. LOUGHLIN	23 1:05.363 115 Ryan MAHER	24 1:06.802 99 S. McADOO
	17	18	19	20
4			15	16
3	13 1:05.997 17 Linton IRWIN	14 1:19.482 10 Chris BLAIR		
2	9 1:02.147 41 R. SHANAHAN	10 1:02.962 8 R. GLASGOW	11 1:03.882 2 Brian MATEER	12 1:05.784 11 Paul MINAHAN
1	5 1:00.743 5 David CRAIG	6 1:00.986 20 Denver ROBB	7 1:01.503 73 T. LAWLOR	8 1:01.724 36 Mark HANNA
	POLE POSITION 1	2	3	4



Provisional result subject to confirmation by the Stewards of the Meeting

Orbits

Promoted by Ulster Centre Sports Promotions  
 MCUI (Ulster Centre) Timing  
 view results at [www.elaps-timing.com](http://www.elaps-timing.com)



[www.amb-it.com](http://www.amb-it.com)  
[www.mylaps.com](http://www.mylaps.com)  
 Licensed to: MCUI

**IRISH SUPERBIKE R6 & R7 - Kirkistown**
**Sorted on Laps**

250cc GP &amp; SUPERSPORT 400

Kirkistown 1.512 Miles

R4: Race One

01/05/2010 13:50

Race (10 Laps) started at 14:18:52

Pos	Class	No.	Name	Machine	Sponsor	Laps	Total Tm	Diff	Avg. Speed	Best Tm	Best Speed	Lap
<b>250GP</b>												
1	250GP	36	Mark HANNA	Honda	Roy Hanna Motors	10	10:11.599		88.999	1:00.086	90.590	9
2	250GP	20	Denver ROBB	Honda	BP	10	10:13.698	2.099	88.695	59.848	90.950	5
3	250GP	73	Thomas LAWLOR	Honda		10	10:25.787	14.188	86.982	1:00.635	89.770	5
4	250GP	41	Ronan SHANAHAN	Honda		10	10:34.186	22.587	85.830	1:02.164	87.562	6
5	250GP	8	Richard GLASGOW	Honda		10	10:39.668	28.069	85.094	1:02.970	86.441	5
6	250GP	2	Brian MATEER	Yamaha		10	10:47.219	35.620	84.101	1:03.039	86.347	7
7	250GP	11	Paul MINAHAN	Honda		10	11:07.081	55.482	81.597	1:05.629	82.939	9
8	250GP	17	Linton IRWIN	Yamaha		10	11:14.409	1:02.810	80.711	1:06.284	82.119	7
Not classified												
DNF	250GP	5	David CRAIG	Yamaha	Cleaver Browne	7	7:09.086	DNF	88.799	1:00.224	90.383	5
DNF	250GP	10	Chris BLAIR	Honda		1	1:25.190	DNF	63.894	-	-	0
<b>400</b>												
1	400	38	Carl PHILLIPS	Kawasaki 400		10	10:46.684		84.171	1:03.343	85.932	3
2	400	27	Joseph LOUGHLIN	Honda 400	G2 Tech.	10	10:54.387	7.703	83.180	1:03.587	85.602	6
3	400	115	Ryan MAHER	Honda 400	Mark Maher Construction	10	11:02.313	15.629	82.185	1:04.514	84.372	7
4	400	99	Stephen McADOO	Kawasaki 400		9	10:14.245	1 Lap	79.754	1:07.035	81.199	9
5	400	40	Wayne HALL	Honda 400		9	10:14.528	1 Lap	79.718	1:06.465	81.896	7
6	400	87	Jason FLOODY	Honda 400		9	10:19.379	1 Lap	79.093	1:07.552	80.578	7
7	400	39	Kirk DICKEY	Kawasaki 400		9	10:29.911	1 Lap	77.771	1:08.492	79.472	6
8	400	126	Daryl DUFFY	Kawasaki 400		9	10:31.838	1 Lap	77.534	1:08.892	79.011	6
9	400	15	Cathal PHELAN	Honda 400		9	10:34.666	1 Lap	77.188	1:08.339	79.650	6
10	400	79	John McALLISTER	Kawasaki 400	MAC 2	9	10:45.836	1 Lap	75.853	1:09.943	77.823	3
11	400	83	Andy McALLISTER	Kawasaki 400		9	10:48.266	1 Lap	75.569	1:09.906	77.865	4
12	400	96	Stephen CARR	Kawasaki 400		9	10:58.290	1 Lap	74.418	1:11.046	76.615	9
13	400	212	Dean McMASTER	Yamaha 400		9	11:02.187	1 Lap	73.980	1:11.690	75.927	4
14	400	88	Scott LONSDALE	Honda 400	Saltire	9	11:02.559	1 Lap	73.939	1:10.904	76.769	9
15	400	55	Thomas DAVISON	Honda 400	Davison	9	11:10.474	1 Lap	73.066	1:12.482	75.097	7
Not classified												
DNF	400	117	Bernard NOLAN	Kawasaki 400	Tore Engineering	4	4:37.571	DNF	78.440	1:07.069	81.158	4
DNF	400	62	Derek SCUFFIL	Kawasaki 400		1	1:29.678	DNF	60.696	-	-	0

**Announcements**

10 seconds penalty No 62 - failing to stop in stop-box

Margin of Victory	Avg. Speed	Best Lap Tm	Best Speed	Best Lap by
2.099	88.999	59.848	90.950	20 - Denver ROBB

Provisional result subject to confirmation by the Stewards of the Meeting

Orbits

Promoted by Ulster Centre Sports Promotions

[www.amb-it.com](http://www.amb-it.com)

MCUI (Ulster Centre) Timing

[www.mylaps.com](http://www.mylaps.com)

 view results at [www.elaps-timing.com](http://www.elaps-timing.com)

Licensed to: MCUI



**IRISH SUPERBIKE R6 & R7 - Kirkistown**

250cc GP &amp; SUPERSPORT 400

Kirkistown 1.512 Miles

R4: Race One

01/05/2010 13:50

Race (10 Laps) started at 14:18:52

Rider			Lap			Total		
<b>(36) Mark HANNA</b>			<b>(8) Richard GLASGOW</b>			<b>(11) Paul MINAHAN</b>		
1			1			1		
2	1:00.766	+0.680	2	1:03.513	+0.543	2	1:05.969	+1.455
3	1:00.254	+0.168	3	1:03.039	+0.069	3	1:05.276	+0.762
4	1:00.551	+0.465	4	1:03.029	+0.059	4	1:05.247	+0.733
5	1:00.170	+0.084	5	1:02.970		5	1:04.613	+0.099
6	1:00.233	+0.147	6	1:03.150	+0.180	6	1:05.017	+0.503
7	1:00.468	+0.382	7	1:03.536	+0.566	7	1:04.514	
8	1:01.797	+1.711	8	1:04.593	+1.623	8	1:05.687	+1.173
9	1:00.086		9	1:03.073	+0.103	9	1:06.659	+2.145
10	1:01.066	+0.980	10	1:03.535	+0.565	10	1:06.517	+2.003
<b>(20) Denver ROBB</b>			<b>(38) Carl PHILLIPS</b>			<b>(17) Linton IRWIN</b>		
1			1			1		
2	1:00.965	+1.117	2	1:03.423	+0.080	2	1:06.028	+0.399
3	1:00.248	+0.400	3	1:03.343		3	1:06.455	+0.826
4	1:00.202	+0.354	4	1:03.617	+0.274	4	1:06.837	+1.208
5	59.848		5	1:04.304	+0.961	5	1:06.371	+0.742
6	1:01.431	+1.583	6	1:04.282	+0.939	6	1:05.661	+0.032
7	1:00.734	+0.886	7	1:04.866	+1.523	7	1:05.842	+0.213
8	1:00.531	+0.683	8	1:04.145	+0.802	8	1:05.864	+0.235
9	59.930	+0.082	9	1:04.139	+0.796	9	1:05.629	
10	1:01.864	+2.016	10	1:04.624	+1.281	10	1:06.409	+0.780
<b>(73) Thomas LAWLOR</b>			<b>(2) Brian MATEER</b>			<b>(99) Stephen McADOO</b>		
1			1			1		
2	1:01.610	+0.975	2	1:04.429	+1.390	2	1:07.371	+1.087
3	1:01.225	+0.590	3	1:04.439	+1.400	3	1:07.204	+0.920
4	1:00.807	+0.172	4	1:03.810	+0.771	4	1:06.536	+0.252
5	1:00.635		5	1:03.445	+0.406	5	1:06.385	+0.101
6	1:02.014	+1.379	6	1:03.526	+0.487	6	1:06.660	+0.376
7	1:01.989	+1.354	7	1:03.039		7	1:06.284	
8	1:03.290	+2.655	8	1:04.299	+1.260	8	1:07.034	+0.750
9	1:01.801	+1.166	9	1:04.416	+1.377	9	1:06.443	+0.159
10	1:03.397	+2.762	10	1:03.844	+0.805	10	1:06.292	+0.008
<b>(41) Ronan SHANAHAN</b>			<b>(27) Joseph LOUGHLIN</b>			<b>(126) Daryl DUFFY</b>		
1			1			1		
2	1:02.206	+0.042	2	1:04.952	+1.365	2	1:07.247	+0.212
3	1:02.404	+0.240	3	1:05.214	+1.627	3	1:07.179	+0.144
4	1:02.741	+0.577	4	1:04.928	+1.341	4	1:07.717	+0.682
5	1:02.520	+0.356	5	1:04.154	+0.567	5	1:07.650	+0.615
6	1:02.164		6	1:03.587		6	1:07.630	+0.595
7	1:04.037	+1.873	7	1:03.797	+0.210	7	1:08.253	+1.218
8	1:03.146	+0.982	8	1:03.792	+0.205	8	1:07.578	+0.543
9	1:03.654	+1.490	9	1:05.147	+1.560	9	1:07.035	
10	1:02.547	+0.383	10	1:04.297	+0.710	<b>(15) Cathal PHELAN</b>		
<b>(115) Ryan MAHER</b>			<b>(40) Wayne HALL</b>			1		
			1			2	1:08.206	+1.741
			2			3		
			3			4		
			4			5		
			5			6		
			6			7		
			7			8		
			8			9		
			9			10		
			10					

Provisional result subject to confirmation by the Stewards of the Meeting

Orbits

Promoted by Ulster Centre Sports Promotions

[www.amb-it.com](http://www.amb-it.com)

MCUI (Ulster Centre) Timing

[www.mylaps.com](http://www.mylaps.com)

 view results at [www.elaps-timing.com](http://www.elaps-timing.com)

Licensed to: MCUI



**IRISH SUPERBIKE R6 & R7 - Kirkistown**

250cc GP &amp; SUPERSPORT 400

Kirkistown 1.512 Miles

R4: Race One

01/05/2010 13:50

Race (10 Laps) started at 14:18:52

8	1:09.186	+0.847	2	1:14.367	+3.463
9	1:09.203	+0.864	3	1:13.642	+2.738
<hr/>			4	1:12.217	+1.313
<b>(79) John McALLISTER</b>			5	1:11.885	+0.981
1			6	1:11.080	+0.176
2	1:10.510	+0.567	7	1:11.835	+0.931
3	1:09.943		8	1:12.042	+1.138
4	1:10.071	+0.128	9	1:10.904	
5	1:10.502	+0.559	<hr/>		
6	1:10.851	+0.908	<b>(55) Thomas DAVISON</b>		
7	1:11.658	+1.715	1		
8	1:10.911	+0.968	2	1:14.290	+1.808
9	1:11.112	+1.169	3	1:14.604	+2.122
<hr/>			4	1:12.749	+0.267
<b>(83) Andy McALLISTER</b>			5	1:12.627	+0.145
1			6	1:13.069	+0.587
2	1:12.714	+2.808	7	1:12.482	
3	1:10.611	+0.705	8	1:13.385	+0.903
4	1:09.906		9	1:12.656	+0.174
5	1:11.025	+1.119	<hr/>		
6	1:10.409	+0.503	<b>(5) David CRAIG</b>		
7	1:10.100	+0.194	1		
8	1:09.972	+0.066	2	1:00.958	+0.734
9	1:10.307	+0.401	3	1:00.417	+0.193
<hr/>			4	1:00.371	+0.147
<b>(96) Stephen CARR</b>			5	1:00.224	
1			6	1:00.497	+0.273
2	1:12.200	+1.154	7	1:00.430	+0.206
3	1:12.692	+1.646	<hr/>		
4	1:12.363	+1.317	<b>(117) Bernard NOLAN</b>		
5	1:12.853	+1.807	1		
6	1:11.265	+0.219	2	1:07.716	+0.647
7	1:11.951	+0.905	3	1:07.545	+0.476
8	1:11.772	+0.726	4	1:07.069	
9	1:11.046		<hr/>		
<hr/>			<b>(10) Chris BLAIR</b>		
<b>(212) Dean McMASTER</b>			1		
1			<hr/>		
2	1:12.655	+0.965	<b>(62) Derek SCUFFIL</b>		
3	1:12.767	+1.077	1		
4	1:11.690		<hr/>		
5	1:12.951	+1.261	<b>(88) Scott LONSDALE</b>		
6	1:12.760	+1.070	1		
7	1:11.998	+0.308	<hr/>		
8	1:12.744	+1.054	<b>(88) Scott LONSDALE</b>		
9	1:12.046	+0.356	<hr/>		
<hr/>			<b>(88) Scott LONSDALE</b>		
1			<hr/>		

Provisional result subject to confirmation by the Stewards of the Meeting

Orbits

Promoted by Ulster Centre Sports Promotions

[www.amb-it.com](http://www.amb-it.com)

MCUI (Ulster Centre) Timing

[www.mylaps.com](http://www.mylaps.com)

 view results at [www.elaps-timing.com](http://www.elaps-timing.com)

Licensed to: MCUI



**IRISH SUPERBIKE R6 & R7 - Kirkistown**
**Sorted on Laps**

250cc GP &amp; SUPERSPORT 400

Kirkistown 1.512 Miles

R11: Race Two

01/05/2010 15:45

Race (10 Laps) started at 16:33:53

Pos	Class	No.	Name	Machine	Sponsor	Laps	Total Tm	Diff	Avg. Speed	Best Tm	Best Speed	Lap
<b>250GP</b>												
1	250GP	20	Denver ROBB	Honda	BP	10	10:16.788		88.251	1:00.258	90.332	3
2	250GP	36	Mark HANNA	Honda	Roy Hanna Motors	10	10:17.202	0.414	88.191	1:00.837	89.472	3
3	250GP	5	David CRAIG	Yamaha	Cleaver Browne	10	10:17.590	0.802	88.136	1:00.493	89.981	5
4	250GP	41	Ronan SHANAHAN	Honda		10	10:35.113	18.325	85.704	1:02.322	87.340	7
5	250GP	8	Richard GLASGOW	Honda		10	10:36.002	19.214	85.585	1:02.659	86.870	10
6	250GP	2	Brian MATEER	Yamaha		10	10:58.901	42.113	82.610	1:04.392	84.532	5
7	250GP	17	Linton IRWIN	Yamaha		10	11:05.235	48.447	81.824	1:04.845	83.942	6
Not classified												
DNF	250GP	73	Thomas LAWLOR	Honda		7	7:22.259	DNF	86.154	1:00.821	89.495	3
DNF	250GP	11	Paul MINAHAN	Honda		2	2:18.003	DNF	78.885	1:05.787	82.740	2
<b>400</b>												
1	400	27	Joseph LOUGHLIN	Honda 400	G2 Tech.	10	10:48.575		83.925	1:03.494	85.728	6
2	400	115	Ryan MAHER	Honda 400	Mark Maher Construction	10	11:10.106	21.531	81.229	1:05.337	83.310	3
3	400	40	Wayne HALL	Honda 400		10	11:22.825	34.250	79.716	1:06.452	81.912	8
4	400	99	Stephen McADOO	Kawasaki 400		10	11:23.045	34.470	79.690	1:07.315	80.862	10
5	400	117	Bernard NOLAN	Kawasaki 400	Tore Engineering	9	10:21.297	1 Lap	78.849	1:06.825	81.455	8
6	400	87	Jason FLOODY	Honda 400		9	10:21.664	1 Lap	78.803	1:07.806	80.276	5
7	400	39	Kirk DICKEY	Kawasaki 400		9	10:31.926	1 Lap	77.523	1:08.695	79.237	7
8	400	15	Cathal PHELAN	Honda 400		9	10:34.171	1 Lap	77.248	1:07.893	80.173	9
9	400	126	Daryl DUFFY	Kawasaki 400		9	10:37.335	1 Lap	76.865	1:08.506	79.456	5
10	400	83	Andy McALLISTER	Kawasaki 400		9	10:44.407	1 Lap	76.021	1:09.716	78.077	6
11	400	212	Dean McMASTER	Yamaha 400		9	11:00.786	1 Lap	74.137	1:10.501	77.207	2
12	400	62	Derek SCUFFIL	Kawasaki 400		9	11:03.389	1 Lap	73.846	1:10.833	76.846	8
13	400	88	Scott LONSDALE	Honda 400	Saltire	9	11:07.428	1 Lap	73.399	1:10.869	76.807	9
14	400	55	Thomas DAVISON	Honda 400	Davison	9	11:09.322	1 Lap	73.192	1:11.771	75.841	9
Not classified												
DNF	400	79	John McALLISTER	Kawasaki 400	MAC 2	6	7:11.165	DNF	75.746	1:09.222	78.634	6

**Announcements**

10 seconds penalty No 62 - failing to stop at stop-box

Margin of Victory	Avg. Speed	Best Lap Tm	Best Speed	Best Lap by
0.414	88.251	1:00.258	90.332	20 - Denver ROBB

Provisional result subject to confirmation by the Stewards of the Meeting

Orbits

Promoted by Ulster Centre Sports Promotions

[www.amb-it.com](http://www.amb-it.com)

MCUI (Ulster Centre) Timing

[www.mylaps.com](http://www.mylaps.com)

 view results at [www.elaps-timing.com](http://www.elaps-timing.com)

Licensed to: MCUI

**IRISH SUPERBIKE R6 & R7 - Kirkistown**

250cc GP &amp; SUPERSPORT 400

Kirkistown 1.512 Miles

R11: Race Two

01/05/2010 15:45

Race (10 Laps) started at 16:33:53

			<u>(8) Richard GLASGOW</u>								
<u>(20) Denver ROBB</u>			1			2	1:05.759	+0.422	3	1:09.497	+1.691
1			2	1:03.237	+0.578	3	1:05.337		4	1:08.315	+0.509
2	1:01.706	+1.448	3	1:02.736	+0.077	4	1:07.167	+1.830	5	1:07.806	
3	1:00.258		4	1:03.031	+0.372	5	1:06.547	+1.210	6	1:08.398	+0.592
4	1:00.695	+0.437	5	1:03.096	+0.437	6	1:07.121	+1.784	7	1:08.121	+0.315
5	1:00.571	+0.313	6	1:02.749	+0.090	7	1:06.983	+1.646	8	1:08.017	+0.211
6	1:01.046	+0.788	7	1:03.275	+0.616	8	1:06.035	+0.698	9	1:08.224	+0.418
7	1:01.886	+1.628	8	1:03.531	+0.872	9	1:06.579	+1.242	<u>(39) Kirk DICKEY</u>		
8	1:00.658	+0.400	9	1:02.728	+0.069	10	1:07.334	+1.997	1		
9	1:00.682	+0.424	10	1:02.659		<u>(40) Wayne HALL</u>			2	1:09.965	+1.270
10	1:00.319	+0.061				1			3	1:10.533	+1.838
<u>(36) Mark HANNA</u>			<u>(27) Joseph LOUGHLIN</u>			2	1:08.621	+2.169	4	1:09.459	+0.764
1			1			3	1:08.544	+2.092	5	1:09.668	+0.973
2	1:01.072	+0.235	2	1:03.608	+0.114	4	1:06.798	+0.346	6	1:09.408	+0.713
3	1:00.837		3	1:03.903	+0.409	5	1:06.912	+0.460	7	1:08.695	
4	1:00.912	+0.075	4	1:04.147	+0.653	6	1:06.880	+0.428	8	1:09.258	+0.563
5	1:02.548	+1.711	5	1:03.656	+0.162	7	1:07.034	+0.582	9	1:08.939	+0.244
6	1:01.481	+0.644	6	1:03.494		8	1:06.452		<u>(15) Cathal PHELAN</u>		
7	1:01.220	+0.383	7	1:03.609	+0.115	9	1:07.060	+0.608	1		
8	1:01.257	+0.420	8	1:04.807	+1.313	10	1:07.022	+0.570	2	1:10.208	+2.315
9	1:00.922	+0.085	9	1:05.419	+1.925	<u>(99) Stephen McADOO</u>			3	1:10.686	+2.793
10	1:01.046	+0.209	10	1:05.092	+1.598	1			4	1:11.761	+3.868
<u>(5) David CRAIG</u>			<u>(2) Brian MATEER</u>			2	1:07.791	+0.476	5	1:09.603	+1.710
1			1			3	1:07.770	+0.455	6	1:08.753	+0.860
2	1:01.488	+0.995	2	1:06.323	+1.931	4	1:08.372	+1.057	7	1:08.273	+0.380
3	1:00.916	+0.423	3	1:05.099	+0.707	5	1:08.012	+0.697	8	1:08.196	+0.303
4	1:00.639	+0.146	4	1:04.930	+0.538	6	1:07.735	+0.420	9	1:07.893	
5	1:00.493		5	1:04.392		7	1:07.565	+0.250	<u>(126) Daryl DUFFY</u>		
6	1:02.179	+1.686	6	1:04.629	+0.237	8	1:07.723	+0.408	1		
7	1:00.804	+0.311	7	1:04.495	+0.103	9	1:07.570	+0.255	2	1:09.908	+1.402
8	1:01.439	+0.946	8	1:05.334	+0.942	10	1:07.315		3	1:10.464	+1.958
9	1:00.652	+0.159	9	1:04.753	+0.361	<u>(117) Bernard NOLAN</u>			4	1:10.325	+1.819
10	1:01.461	+0.968	10	1:04.491	+0.099	1			5	1:08.506	
<u>(41) Ronan SHANAHAN</u>			<u>(17) Linton IRWIN</u>			2	1:08.904	+2.079	6	1:09.603	+1.097
1			1			3	1:10.099	+3.274	7	1:09.310	+0.804
2	1:02.803	+0.481	2	1:05.933	+1.088	4	1:08.156	+1.331	8	1:10.344	+1.838
3	1:02.638	+0.316	3	1:06.045	+1.200	5	1:07.748	+0.923	9	1:09.232	+0.726
4	1:03.157	+0.835	4	1:06.268	+1.423	6	1:07.592	+0.767	<u>(83) Andy McALLISTER</u>		
5	1:02.662	+0.340	5	1:05.695	+0.850	7	1:07.171	+0.346	1		
6	1:02.636	+0.314	6	1:04.845		8	1:06.825		2	1:11.149	+1.433
7	1:02.322		7	1:04.960	+0.115	9	1:07.680	+0.855	3	1:11.308	+1.592
8	1:04.579	+2.257	8	1:05.768	+0.923	<u>(87) Jason FLOODY</u>			4	1:10.062	+0.346
9	1:02.750	+0.428	9	1:05.489	+0.644	1			5	1:10.361	+0.645
10	1:03.341	+1.019	10	1:06.405	+1.560	2	1:08.593	+0.787	6	1:09.716	
			<u>(115) Ryan MAHER</u>						7	1:10.151	+0.435

Provisional result subject to confirmation by the Stewards of the Meeting

Orbits

Promoted by Ulster Centre Sports Promotions

[www.amb-it.com](http://www.amb-it.com)

MCUI (Ulster Centre) Timing

[www.mylaps.com](http://www.mylaps.com)

 view results at [www.elaps-timing.com](http://www.elaps-timing.com)

Licensed to: MCUI



IRISH SUPERBIKE R6 & R7 - Kirkistown

250cc GP & SUPERSPORT 400

Kirkistown 1.512 Miles

R11: Race Two

01/05/2010 15:45

Race (10 Laps) started at 16:33:53

8	1:10.186	+0.470	2	1:01.088	+0.267
9	1:10.810	+1.094	3	1:00.821	
			4	1:00.935	+0.114
			5	1:04.586	+3.765
			6	1:01.623	+0.802
			7	1:04.805	+3.984

(212) Dean McMASTER

1		
2	1:10.501	
3	1:11.712	+1.211
4	1:11.937	+1.436
5	1:12.337	+1.836
6	1:12.300	+1.799
7	1:14.370	+3.869
8	1:14.439	+3.938
9	1:11.946	+1.445

(79) John McALLISTER

1		
2	1:11.613	+2.391
3	1:11.203	+1.981
4	1:09.965	+0.743
5	1:09.431	+0.209
6	1:09.222	

(62) Derek SCUFFIL

1		
2	1:11.453	+0.620
3	1:11.536	+0.703
4	1:10.965	+0.132
5	1:11.855	+1.022
6	1:11.765	+0.932
7	1:11.883	+1.050
8	1:10.833	
9	1:10.935	+0.102

(11) Paul MINAHAN

1		
2	1:05.787	

(88) Scott LONSDALE

1		
2	1:12.863	+1.994
3	1:12.843	+1.974
4	1:11.454	+0.585
5	1:11.622	+0.753
6	1:12.162	+1.293
7	1:21.736	+10.867
8	1:11.698	+0.829
9	1:10.869	

(55) Thomas DAVISON

1		
2	1:14.268	+2.497
3	1:13.989	+2.218
4	1:13.871	+2.100
5	1:12.407	+0.636
6	1:14.276	+2.505
7	1:13.863	+2.092
8	1:11.991	+0.220
9	1:11.771	

(73) Thomas LAWLOR

1		
---	--	--

Provisional result subject to confirmation by the Stewards of the Meeting

Orbits

Promoted by Ulster Centre Sports Promotions

www.amb-it.com

MCUI (Ulster Centre) Timing

www.mylaps.com

view results at [www.elaps-timing.com](http://www.elaps-timing.com)

Licensed to: MCUI

