




*Royal Hotel*  
**& BRAESIDE**

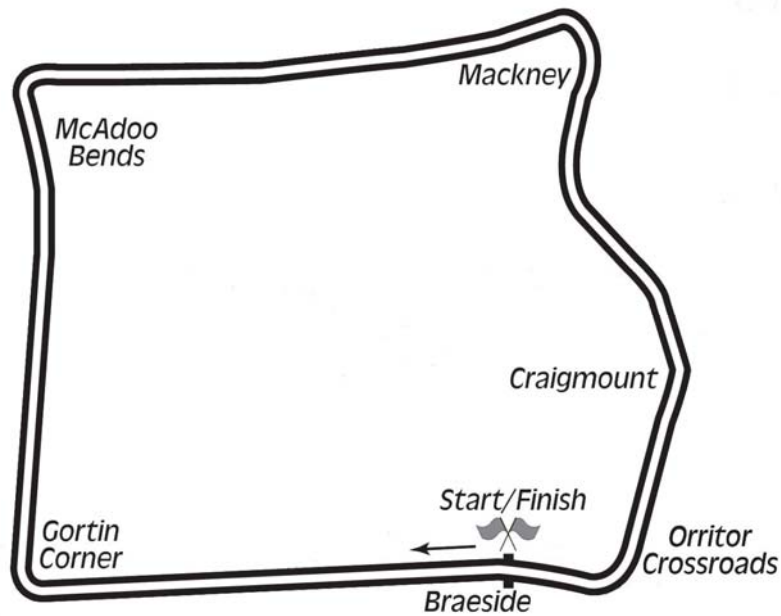
**COOKSTOWN 100**

**Friday 23<sup>rd</sup> & Saturday 24<sup>th</sup> April 2010**

**promoted by Cookstown & District MCC**  
[www.cookstown100.com](http://www.cookstown100.com)



# Orritor Circuit 2.1 miles



## LAP RECORDS

Class	Rider	Machine	m s	mph	Year
125cc	Darran Lindsay	Honda	1 34.778	79.765	2005
250cc	William Dunlop	Honda	1 29.658	84.320	2009
Supersport 400	Ryan Farquhar	Kawasaki	1 36.97	77.962	2003
Supertwins	Ryan Farquhar	Kawasaki 650	1 34.182	80.270	2009
Supersport	Keith Amor	Honda	1 25.144	88.791	2009
Open 1000cc	Keith Amor	Honda	1 23.378	90.671	2009
Senior Support	Gary Robinson	Yamaha 600	1 29.956	84.041	2007
Junior Support	Michael Dunlop	Yamaha 250	1 36.181	78.602	2006
Classic 1000cc	Wattie Brown	Norton 920	1 40.273	75.394	2006
Classic 500cc	Colin Rodgers	Honda	1 42.787	73.550	2004
Classic 350cc	Paul Coward	Honda	1 43.421	73.099	2004
Classic 250cc	Geoff McMullan	Suzuki	1 47.294	70.461	2006

## MOST WINS at COOKSTOWN 100

Ray McCullough	14	1967 - 79
Ryan Farquhar	13	1996 - 09
Joey Dunlop	11	1977 - 98
Robert Dunlop	11	1985 - 08
Phillip McCallen	10	1987 - 96
Courtney Junk	8	1974 - 83
Mervyn Elwood	8	1987 - 97

## ALL TIME IRISH ROAD RACE WINNERS (after Killalane 2009)

Most Wins at All Irish Road Race Meetings			Most Wins at Irish National Road Race Meetings		
1. Joey Dunlop	156	1971-00	1. Ryan Farquhar	121	1995-09
2. Robert Dunlop	135	1980-08	2. Joey Dunlop	119	1971-00
3. Ryan Farquhar	130	1995-09	3. Robert Dunlop	111	1980-08
4. Ray McCullough	109	1960-82	4. Ray McCullough	99	1960-82
5. Phillip McCallen	109	1987-99	5. Phillip McCallen	84	1987-99




**SUPERTWINS**

**Group A Qualifying**

**Friday, 23 April 2010**

Pos	Class	No	Name	Machine / Sponsor	----- Best Lap -----			Laps	
					Time	Behind	Speed		
<b>Qualifying Classification</b>									
1	Stwins	16	John BURROWS	Kawasaki 650 - Burrows Engineering	1:36.412		78.413	4	5
2	Stwins	96	Andy FARRELL	Kawasaki 650 - Farrelly Racing	1:38.631	2.219	76.649	3	6
3	Stwins	45	Craig SHIRLAW	Kawasaki 650 - Shirlaws Motorcycles	1:40.412	4.000	75.290	5	6
4	Stwins	38	Darren GILPIN	Suzuki 650 - Irish Racer	1:40.609	4.197	75.142	5	6
5	Stwins	40	Peter O FLAHERTY	Suzuki 650	1:40.641	4.229	75.118	4	6
6	Stwins	23	Neil NUGENT	Suzuki 650	1:41.416	5.004	74.544	4	6
7	Stwins	120	Jonathan MARK	Kawasaki 650 - JMR	1:41.477	5.065	74.500	4	6
8	Stwins	66	Paul GARTLAND	Suzuki 650	1:41.917	5.505	74.178	4	6
9	Stwins	5	Paul LENNON	Kawasaki 650	1:42.717	6.305	73.600	5	6
10	Stwins	17	Gerry DANIEL	Suzuki 650	1:42.860	6.448	73.498	5	6
11	Stwins	6	Baylon McCAUGHEY	Suzuki 650 - irishracephotography.com	1:43.583	7.171	72.985	2	6
12	Stwins	7	Adrian McFARLAND	Suzuki 650 - Best Bikes	1:49.139	12.727	69.269	4	6
13	Stwins	18	Thomas HOGG	Suzuki 650 - Best Bikes	1:51.276	14.864	67.939	5	6

These Results are provisional and are subject to ratification by the Stewards of the Meeting.

Track	<b>Orritor</b>	Signed		Organising Club	<b>Cookstown &amp; District MCC</b>
Length(miles)	<b>2.1000</b>		Chief Timekeeper	Qualifying Started	<b>17:29:07.856</b>
Weather	<b>Sunny</b>	Issued At:	17:57:28		
Track	<b>Dry</b>				



**MCUI**  
Ulster Centre  
Timing  
www.mcui-uc.org.uk



Powered by  
**e-Laps II**  
© 2008  
Walter Marks



SUPERTWINS

Group A Qualifying

Friday, 23 April 2010

DETAILED RESULT

**Qualifying Classification**

Position

**1** 16 John BURROWS

Behind

Best Time **1:36.412** Best Speed **78.413** On **4** Gp **a**

Lap	Elapsed Time	Lap Time	Lap Speed
1	1:50.019	1:50.019	68.715
2	3:28.197	1:38.178	77.003
3	5:06.681	1:38.484	76.764
4	6:43.093	1:36.412	78.413
5	8:19.672	1:36.579	78.278

**2** 96 Andy FARRELL

Behind **2.219**

Best Time **1:38.631** Best Speed **76.649** On **3** Gp **a**

Lap	Elapsed Time	Lap Time	Lap Speed
1	2:14.466	2:14.466	56.222
2	3:55.321	1:40.855	74.959
3	5:33.952	1:38.631	76.649
4	7:13.958	1:40.006	75.595
5	8:53.156	1:39.198	76.211
6	11:03.959	2:10.803	57.797

**3** 45 Craig SHIRLAW

Behind **4.000**

Best Time **1:40.412** Best Speed **75.290** On **5** Gp **a**

Lap	Elapsed Time	Lap Time	Lap Speed
1	1:51.757	1:51.757	67.647
2	3:33.768	1:42.011	74.110
3	5:14.833	1:41.065	74.803
4	6:55.260	1:40.427	75.279
5	8:35.672	1:40.412	75.290
6	10:34.383	1:58.711	63.684

**4** 38 Darren GILPIN

Behind **4.197**

Best Time **1:40.609** Best Speed **75.142** On **5** Gp **a**

Lap	Elapsed Time	Lap Time	Lap Speed
1	2:00.271	2:00.271	62.858
2	3:41.903	1:41.632	74.386
3	5:23.404	1:41.501	74.482
4	7:04.746	1:41.342	74.599
5	8:45.355	1:40.609	75.142
6	11:00.430	2:15.075	55.969

**Qualifying Classification**

Position

**5** 40 Peter O FLAHERTY

Behind **4.229**

Best Time **1:40.641** Best Speed **75.118** On **4** Gp **a**

Lap	Elapsed Time	Lap Time	Lap Speed
1	2:00.074	2:00.074	62.961
2	3:42.848	1:42.774	73.559
3	5:23.827	1:40.979	74.867
4	7:04.468	1:40.641	75.118
5	8:45.676	1:41.208	74.698
6	11:00.407	2:14.731	56.112

**6** 23 Neil NUGENT

Behind **5.004**

Best Time **1:41.416** Best Speed **74.544** On **4** Gp **a**

Lap	Elapsed Time	Lap Time	Lap Speed
1	1:59.517	1:59.517	63.255
2	3:43.189	1:43.672	72.922
3	5:25.069	1:41.880	74.205
4	7:06.485	1:41.416	74.544
5	8:48.388	1:41.903	74.188
6	11:01.365	2:12.977	56.852

**7** 120 Jonathan MARK

Behind **5.065**

Best Time **1:41.477** Best Speed **74.500** On **4** Gp **a**

Lap	Elapsed Time	Lap Time	Lap Speed
1	1:57.447	1:57.447	64.369
2	3:41.131	1:43.684	72.914
3	5:24.164	1:43.033	73.375
4	7:05.641	1:41.477	74.500
5	8:47.487	1:41.846	74.230
6	10:59.217	2:11.730	57.390

**8** 66 Paul GARTLAND

Behind **5.505**

Best Time **1:41.917** Best Speed **74.178** On **4** Gp **a**

Lap	Elapsed Time	Lap Time	Lap Speed
1	2:04.833	2:04.833	60.561
2	3:47.222	1:42.389	73.836
3	5:29.361	1:42.139	74.017
4	7:11.278	1:41.917	74.178
5	8:54.023	1:42.745	73.580
6	11:04.485	2:10.462	57.948





SUPERTWINS

Group A Qualifying

Friday, 23 April 2010

DETAILED RESULT

**Qualifying Classification**

Position

**9** 5 Paul LENNON

Behind 6.305

Best Time 1:42.717 Best Speed 73.600 On 5 Gp a

Lap	Elapsed Time	Lap Time	Lap Speed
1	2:11.336	2:11.336	57.562
2	3:59.083	1:47.747	70.164
3	5:43.516	1:44.433	72.391
4	7:27.520	1:44.004	72.690
5	9:10.237	1:42.717	73.600
6	11:09.816	1:59.579	63.222

**Qualifying Classification**

Position

**13** 18 Thomas HOGG

Behind 14.864

Best Time 1:51.276 Best Speed 67.939 On 5 Gp a

Lap	Elapsed Time	Lap Time	Lap Speed
1	2:27.169	2:27.169	51.370
2	4:20.988	1:53.819	66.421
3	6:13.318	1:52.330	67.302
4	8:05.200	1:51.882	67.571
5	9:56.476	1:51.276	67.939
6	11:57.807	2:01.331	62.309

**10** 17 Gerry DANIEL

Behind 6.448

Best Time 1:42.860 Best Speed 73.498 On 5 Gp a

Lap	Elapsed Time	Lap Time	Lap Speed
1	2:15.304	2:15.304	55.874
2	4:01.665	1:46.361	71.079
3	5:46.205	1:44.540	72.317
4	7:29.579	1:43.374	73.133
5	9:12.439	1:42.860	73.498
6	11:05.926	1:53.487	66.616

**11** 6 Baylon McCAUGHEY

Behind 7.171

Best Time 1:43.583 Best Speed 72.985 On 2 Gp a

Lap	Elapsed Time	Lap Time	Lap Speed
1	2:11.572	2:11.572	57.459
2	3:55.155	1:43.583	72.985
3	5:42.855	1:47.700	70.195
4	7:28.429	1:45.574	71.609
5	9:17.285	1:48.856	69.450
6	11:25.934	2:08.649	58.765

**12** 7 Adrian McFARLAND

Behind 12.727

Best Time 1:49.139 Best Speed 69.269 On 4 Gp a

Lap	Elapsed Time	Lap Time	Lap Speed
1	2:34.214	2:34.214	49.023
2	4:26.677	1:52.463	67.222
3	6:17.246	1:50.569	68.374
4	8:06.385	1:49.139	69.269
5	9:56.708	1:50.323	68.526
6	12:00.792	2:04.084	60.926






SUPERTWINS

Group B Qualifying

Friday, 23 April 2010

Pos	Class	No	Name	Machine / Sponsor	----- Best Lap -----			On	Laps
					Time	Behind	Speed		
Qualifying Classification									
1	Stwins	77	Ryan FARQUHAR	Kawasaki 650 - KMR Kawasaki	1:33.788		80.607	4	6
2	Stwins	79	Darren HUGHES	Kawasaki 650 - Fatboyz / KMR Racing	1:37.869	4.081	77.246	4	6
3	Stwins	123	Michal DOKOUPIL	Suzuki 650	1:40.030	6.242	75.577	3	6
4	Stwins	65	Michael SWEENEY	Suzuki 650 - Sweetman / Kiely	1:40.732	6.944	75.051	3	6
5	Stwins	169	Philip MULLAN	Suzuki 650 - PM & Sons	1:41.546	7.758	74.449	4	6
6	Stwins	33	David HOWARD	Suzuki 650	1:41.906	8.118	74.186	2	6
7	Stwins	43	Neil VICARS	Suzuki 650	1:42.350	8.562	73.864	4	6
8	Stwins	35	Colin McWHIRTER	Suzuki 650 - Hot Stuff	1:42.432	8.644	73.805	3	6
9	Stwins	47	David BLACK	Suzuki 650	1:42.877	9.089	73.486	4	6
10	Stwins	89	Josh TRIGWELL	Kawasaki 650 - McKinstry Racing	1:43.423	9.635	73.098	5	6
11	Stwins	69	Ronnie SCOTT	Suzuki 650	1:43.822	10.034	72.817	4	6
12	Stwins	211	Tim STEPHENSON	Suzuki 650	1:44.418	10.630	72.401	2	6
13	Stwins	103	Reuben McPHEE	Suzuki 650 - North West Gas	1:44.443	10.655	72.384	2	2
14	Stwins	20	Martin LYONS	Suzuki 650 - Lyons Racing	1:44.984	11.196	72.011	3	6
15	Stwins	41	Nigel REA	Suzuki 650 - Gladius	1:45.863	12.075	71.413	2	6
16	Stwins	28	Roy SCOTT	Suzuki 650 - FRS Moto	1:48.177	14.389	69.885	3	6
17	Stwins	202	Brian SMITH	Suzuki 650 - Fab Draw	1:48.195	14.407	69.874	5	6
18	Stwins	148	Yvonne MONTGOMERY	Suzuki 650	1:48.829	15.041	69.467	2	6
19	Stwins	61	Roy McLARNON	Suzuki 650	1:55.801	22.013	65.284	3	4

These Results are provisional and are subject to ratification by the Stewards of the Meeting.

Track	<b>Orritor</b>	Signed		Organising Club	<b>Cookstown &amp; District MCC</b>
Length(miles)	<b>2.1000</b>		Chief Timekeeper	Qualifying Started	<b>17:43:37.889</b>
Weather	<b>Sunny</b>	Issued At:	17:56:47		
Track	<b>Dry</b>				



MCUI  
Ulster Centre  
Timing  
www.mcui-uc.org.uk



Powered by  
**e-Laps II**  
© 2008  
Walter Marks



## SUPERTWINS

### Group B Qualifying

Friday, 23 April 2010

## DETAILED RESULT

### Qualifying Classification

Position

**1** 77 Ryan FARQUHAR

Behind

Best Time **1:33.788** Best Speed **80.607** On **4** Gp **a**

Lap	Elapsed Time	Lap Time	Lap Speed
1	2:05.192	2:05.192	60.387
2	3:40.305	1:35.113	79.484
3	5:15.597	1:35.292	79.335
4	6:49.385	1:33.788	80.607
5	8:25.089	1:35.704	78.994
6	10:23.053	1:57.964	64.087

**2** 79 Darren HUGHES

Behind **4.081**

Best Time **1:37.869** Best Speed **77.246** On **4** Gp **a**

Lap	Elapsed Time	Lap Time	Lap Speed
1	2:11.492	2:11.492	57.494
2	3:49.508	1:38.016	77.130
3	5:27.935	1:38.427	76.808
4	7:05.804	1:37.869	77.246
5	8:49.376	1:43.572	72.993
6	10:46.888	1:57.512	64.334

**3** 123 Michal DOKOUPIL

Behind **6.242**

Best Time **1:40.030** Best Speed **75.577** On **3** Gp **a**

Lap	Elapsed Time	Lap Time	Lap Speed
1	2:36.097	2:36.097	48.431
2	4:17.235	1:41.138	74.749
3	5:57.265	1:40.030	75.577
4	7:37.691	1:40.426	75.279
5	9:20.517	1:42.826	73.522
6	11:32.121	2:11.604	57.445

**4** 65 Michael SWEENEY

Behind **6.944**

Best Time **1:40.732** Best Speed **75.051** On **3** Gp **a**

Lap	Elapsed Time	Lap Time	Lap Speed
1	2:53.048	2:53.048	43.687
2	4:36.270	1:43.222	73.240
3	6:17.002	1:40.732	75.051
4	7:58.081	1:41.079	74.793
5	9:39.494	1:41.413	74.547
6	12:15.704	2:36.210	48.396

### Qualifying Classification

Position

**5** 169 Philip MULLAN

Behind **7.758**

Best Time **1:41.546** Best Speed **74.449** On **4** Gp **a**

Lap	Elapsed Time	Lap Time	Lap Speed
1	2:05.073	2:05.073	60.445
2	3:49.227	1:44.154	72.585
3	5:32.899	1:43.672	72.922
4	7:14.445	1:41.546	74.449
5	8:59.729	1:45.284	71.806
6	12:22.222	3:22.493	37.335

**6** 33 David HOWARD

Behind **8.118**

Best Time **1:41.906** Best Speed **74.186** On **2** Gp **a**

Lap	Elapsed Time	Lap Time	Lap Speed
1	1:58.277	1:58.277	63.918
2	3:40.183	1:41.906	74.186
3	5:22.710	1:42.527	73.737
4	7:05.562	1:42.852	73.504
5	8:49.024	1:43.462	73.070
6	10:51.245	2:02.221	61.855

**7** 43 Neil VICARS

Behind **8.562**

Best Time **1:42.350** Best Speed **73.864** On **4** Gp **a**

Lap	Elapsed Time	Lap Time	Lap Speed
1	2:22.589	2:22.589	53.020
2	4:05.282	1:42.693	73.617
3	5:49.323	1:44.041	72.664
4	7:31.673	1:42.350	73.864
5	9:16.906	1:45.233	71.841
6	11:22.519	2:05.613	60.185

**8** 35 Colin McWHIRTER

Behind **8.644**

Best Time **1:42.432** Best Speed **73.805** On **3** Gp **a**

Lap	Elapsed Time	Lap Time	Lap Speed
1	1:54.976	1:54.976	65.753
2	3:38.780	1:43.804	72.830
3	5:21.212	1:42.432	73.805
4	7:04.222	1:43.010	73.391
5	8:48.572	1:44.350	72.448
6	10:52.082	2:03.510	61.210



SUPERTWINS

Group B Qualifying

Friday, 23 April 2010

DETAILED RESULT

**Qualifying Classification**

Position

**9** 47 David BLACK

Behind 9.089

Best Time 1:42.877 Best Speed 73.486 On 4 Gp a

Lap	Elapsed Time	Lap Time	Lap Speed
1	1:55.888	1:55.888	65.235
2	3:39.361	1:43.473	73.063
3	5:22.317	1:42.956	73.429
4	7:05.194	1:42.877	73.486
5	8:50.223	1:45.029	71.980
6	10:52.905	2:02.682	61.623

**10** 89 Josh TRIGWELL

Behind 9.635

Best Time 1:43.423 Best Speed 73.098 On 5 Gp a

Lap	Elapsed Time	Lap Time	Lap Speed
1	2:37.023	2:37.023	48.146
2	4:23.624	1:46.601	70.919
3	6:08.538	1:44.914	72.059
4	7:52.971	1:44.433	72.391
5	9:36.394	1:43.423	73.098
6	11:34.791	1:58.397	63.853

**11** 69 Ronnie SCOTT

Behind 10.034

Best Time 1:43.822 Best Speed 72.817 On 4 Gp a

Lap	Elapsed Time	Lap Time	Lap Speed
1	2:04.887	2:04.887	60.535
2	3:49.094	1:44.207	72.548
3	5:33.560	1:44.466	72.368
4	7:17.382	1:43.822	72.817
5	9:06.851	1:49.469	69.061
6	11:04.706	1:57.855	64.147

**12** 211 Tim STEPHENSON

Behind 10.630

Best Time 1:44.418 Best Speed 72.401 On 2 Gp a

Lap	Elapsed Time	Lap Time	Lap Speed
1	2:24.339	2:24.339	52.377
2	4:08.757	1:44.418	72.401
3	5:53.779	1:45.022	71.985
4	7:39.331	1:45.552	71.623
5	9:24.549	1:45.218	71.851
6	11:52.501	2:27.952	51.098

**Qualifying Classification**

Position

**13** 103 Reuben McPHEE

Behind 10.655

Best Time 1:44.443 Best Speed 72.384 On 2 Gp a

Lap	Elapsed Time	Lap Time	Lap Speed
1	2:28.770	2:28.770	50.817
2	4:13.213	1:44.443	72.384

**14** 20 Martin LYONS

Behind 11.196

Best Time 1:44.984 Best Speed 72.011 On 3 Gp a

Lap	Elapsed Time	Lap Time	Lap Speed
1	2:12.553	2:12.553	57.034
2	3:58.587	1:46.034	71.298
3	5:43.571	1:44.984	72.011
4	7:29.792	1:46.221	71.172
5	9:16.661	1:46.869	70.741
6	11:27.514	2:10.853	57.775

**15** 41 Nigel REA

Behind 12.075

Best Time 1:45.863 Best Speed 71.413 On 2 Gp a

Lap	Elapsed Time	Lap Time	Lap Speed
1	2:16.568	2:16.568	55.357
2	4:02.431	1:45.863	71.413
3	5:48.862	1:46.431	71.032
4	7:35.196	1:46.334	71.097
5	9:21.911	1:46.715	70.843
6	11:35.705	2:13.794	56.505

**16** 28 Roy SCOTT

Behind 14.389

Best Time 1:48.177 Best Speed 69.885 On 3 Gp a

Lap	Elapsed Time	Lap Time	Lap Speed
1	2:09.514	2:09.514	58.372
2	3:58.212	1:48.698	69.550
3	5:46.389	1:48.177	69.885
4	7:34.848	1:48.459	69.704
5	9:24.366	1:49.518	69.030
6	11:30.742	2:06.376	59.821





SUPERTWINS

Group B Qualifying

Friday, 23 April 2010

DETAILED RESULT

**Qualifying Classification**

Position

**17 202 Brian SMITH**

Behind **14.407**

Best Time **1:48.195** Best Speed **69.874** On **5** Gp **a**

Lap	Elapsed Time	Lap Time	Lap Speed
1	2:34.550	2:34.550	48.916
2	4:24.047	1:49.497	69.043
3	6:14.793	1:50.746	68.264
4	8:03.380	1:48.587	69.622
5	9:51.575	1:48.195	69.874
6	12:01.140	2:09.565	58.349

**18 148 Yvonne MONTGOMERY**

Behind **15.041**

Best Time **1:48.829** Best Speed **69.467** On **2** Gp **a**

Lap	Elapsed Time	Lap Time	Lap Speed
1	2:13.180	2:13.180	56.765
2	4:02.009	1:48.829	69.467
3	5:52.139	1:50.130	68.646
4	7:43.224	1:51.085	68.056
5	9:35.516	1:52.292	67.324
6	11:53.645	2:18.129	54.731

**19 61 Roy McLARNON**

Behind **22.013**

Best Time **1:55.801** Best Speed **65.284** On **3** Gp **a**

Lap	Elapsed Time	Lap Time	Lap Speed
1	2:23.853	2:23.853	52.554
2	4:41.521	2:17.668	54.915
3	6:37.322	1:55.801	65.284
4	9:35.927	2:58.605	42.328

# THE ROYAL HOTEL & BRAESIDE COOKSTOWN 10

## SUPERTWINS


### Combined Qualifying

Friday, 23 April 2010



-----Best Time / Qual Laps-----							Overall Best Time / Speed / Total Qual Laps		
Pos	Class	No	Name	Session A	Session B	Session C	Session D		
1	Stwins	77	Ryan FARQUHAR	-----	1:33.788	-----	-----	1:33.788	80.607
2	Stwins	16	John BURROWS	1:36.412	-----	-----	-----	1:36.412	78.413
3	Stwins	79	Darren HUGHES	-----	1:37.869	-----	-----	1:37.869	77.246
4	Stwins	96	Andy FARRELL	1:38.631	-----	-----	-----	1:38.631	76.649
5	Stwins	123	Michal DOKOUPIL	-----	1:40.030	-----	-----	1:40.030	75.577
6	Stwins	45	Craig SHIRLAW	1:40.412	-----	-----	-----	1:40.412	75.290
7	Stwins	38	Darren GILPIN	1:40.609	-----	-----	-----	1:40.609	75.142
8	Stwins	40	Peter O FLAHERTY	1:40.641	-----	-----	-----	1:40.641	75.118
9	Stwins	65	Michael SWEENEY	-----	1:40.732	-----	-----	1:40.732	75.051
10	Stwins	23	Neil NUGENT	1:41.416	-----	-----	-----	1:41.416	74.544
11	Stwins	120	Jonathan MARK	1:41.477	-----	-----	-----	1:41.477	74.500
12	Stwins	169	Philip MULLAN	-----	1:41.546	-----	-----	1:41.546	74.449
13	Stwins	33	David HOWARD	-----	1:41.906	-----	-----	1:41.906	74.186
14	Stwins	66	Paul GARTLAND	1:41.917	-----	-----	-----	1:41.917	74.178
15	Stwins	43	Neil VICARS	-----	1:42.350	-----	-----	1:42.350	73.864
16	Stwins	35	Colin McWHIRTER	-----	1:42.432	-----	-----	1:42.432	73.805
17	Stwins	5	Paul LENNON	1:42.717	-----	-----	-----	1:42.717	73.600
18	Stwins	17	Gerry DANIEL	1:42.860	-----	-----	-----	1:42.860	73.498
19	Stwins	47	David BLACK	-----	1:42.877	-----	-----	1:42.877	73.486
20	Stwins	89	Josh TRIGWELL	-----	1:43.423	-----	-----	1:43.423	73.098
21	Stwins	6	Baylon McCAUGHEY	1:43.583	-----	-----	-----	1:43.583	72.985
22	Stwins	69	Ronnie SCOTT	-----	1:43.822	-----	-----	1:43.822	72.817
23	Stwins	211	Tim STEPHENSON	-----	1:44.418	-----	-----	1:44.418	72.401
24	Stwins	103	Reuben McPHEE	-----	1:44.443	-----	-----	1:44.443	72.384
25	Stwins	20	Martin LYONS	-----	1:44.984	-----	-----	1:44.984	72.011
26	Stwins	41	Nigel REA	-----	1:45.863	-----	-----	1:45.863	71.413
27	Stwins	28	Roy SCOTT	-----	1:48.177	-----	-----	1:48.177	69.885
28	Stwins	202	Brian SMITH	-----	1:48.195	-----	-----	1:48.195	69.874
29	Stwins	148	Yvonne MONTGOMERY	-----	1:48.829	-----	-----	1:48.829	69.467
30	Stwins	7	Adrian McFARLAND	1:49.139	-----	-----	-----	1:49.139	69.269
31	Stwins	18	Thomas HOGG	1:51.276	-----	-----	-----	1:51.276	67.939
32	Stwins	61	Roy McLARNON	-----	1:55.801	-----	-----	1:55.801	65.284

These Results are provisional and are subject to ratification by the Stewards of the Meeting.

Track	<b>Orritor</b>	Signed		Organising Club	<b>Cookstown &amp; District MCC</b>
Length(miles)	<b>2.1000</b>		Chief Timekeeper		
Weather	<b>Sunny</b>				
Track	<b>Dry</b>	Issued At:			



**MCUI**  
Ulster Centre  
Timing  
www.mcui-uc.org.uk



**nitec**



**2&4**  
WHEEL MOTORSPORT  
STEERING GROUP LTD.



Powered by  
**e-Laps II**  
© 2008  
Walter Marks

ROYAL HOTEL & BRAESIDE COOKSTOWN 100

SUPERTWINS

Orritor 2.100 Miles

R14: Mint Cafe Bar Race A

25/04/2010 14:30

Race (8 Laps)

**RACE 14 - SUPERTWINS A**

11	6 A	69 B	89 C
10	17 A	47 B	5 C
9	43 A	35 B	
8			
7	66 A		
6	120 A	169 B	33 C
5	40 A	65 B	23 C
4			
3	38 A		
2	96 A	123 B	45 C
1	77 A POLE POSITION	16 B	79 C



Provisional result subject to confirmation by the Stewards of the Meeting

Orbits

Promoted by Cookstown and District Motorcycle Club  
 MCUI (Ulster Centre) Timing  
 view results at [www.elaps-timing.com](http://www.elaps-timing.com)

[www.amb-it.com](http://www.amb-it.com)  
[www.mylaps.com](http://www.mylaps.com)  
 Licensed to: MCUI

ROYAL HOTEL & BRAESIDE COOKSTOWN 100

SUPERTWINS

Orritor 2.100 Miles


R15: Mint Cafe Bar Race B

25/04/2010 14:50

Race (6 Laps)

RACE 15 - SUPERTWINS B

5	7 A	18 B	61 C	B
4	—————			
3	A 148	B	C	
2	A 41	B 28	C 202	A
1	A 211 POLE POSITION	B 103	C 20	



Provisional result subject to confirmation by the Stewards of the Meeting

Orbits

Promoted by Cookstown and District Motorcycle Club

www.amb-it.com

MCUI (Ulster Centre) Timing

www.mylaps.com

view results at [www.elaps-timing.com](http://www.elaps-timing.com)

Licensed to: MCUI

# THE ROYAL HOTEL & BRAESIDE COOKSTOWN 100



## SUPERTWINS

### Race 14 - Mint Café Bar Supertwins A

Saturday, 24 April 2010

Pos	Class	No	Name	Machine / Sponsor	Gp	Laps	Total Time	Behind	Speed	-----Best Lap-----		
										Time	Speed	On
<b>Race Classification</b>												
1	Stwins	77	Ryan FARQUHAR	Kawasaki 650 - KMR Kawasaki	a	8	12:34.704		80.137	1:32.665	81.584	4
2	Stwins	123	Michal DOKOUPIL	Suzuki 650	a	8	12:47.636	12.932	78.787	1:33.889	80.521	3
3	Stwins	16	John BURROWS	Kawasaki 650 - Burrows Engineering	a	8	12:54.988	20.284	78.040	1:35.695	79.001	8
4	Stwins	79	Darren HUGHES	Kawasaki 650 - Fatboyz / KMR Racing	a	8	12:55.523	20.819	77.986	1:35.139	79.463	7
5	Stwins	96	Andy FARRELL	Kawasaki 650 - Farrelly Racing	a	8	12:56.693	21.989	77.869	1:35.460	79.195	7
6	Stwins	65	Michael SWEENEY	Suzuki 650 - Sweetman / Kiely	b	8	13:16.101	41.397	75.970	1:38.225	76.966	4
7	Stwins	45	Craig SHIRLAW	Kawasaki 650 - Shirlaws Motorcycles	a	8	13:17.069	42.365	75.878	1:37.794	77.305	2
8	Stwins	33	David HOWARD	Suzuki 650	b	8	13:26.266	51.562	75.012	1:37.841	77.268	6
9	Stwins	43	Neil VICARS	Suzuki 650	c	8	13:27.208	52.504	74.925	1:38.717	76.583	4
10	Stwins	69	Ronnie SCOTT	Suzuki 650	c	8	13:27.896	53.192	74.861	1:39.359	76.088	2
11	Stwins	120	Jonathan MARK	Kawasaki 650 - JMR	b	8	13:30.423	55.719	74.628	1:39.975	75.619	8
12	Stwins	169	Philip MULLAN	Suzuki 650 - PM & Sons	b	8	13:30.633	55.929	74.608	1:38.527	76.730	7
13	Stwins	5	Paul LENNON	Kawasaki 650	c	8	13:30.736	56.032	74.599	1:38.920	76.425	3
14	Stwins	38	Darren GILPIN	Suzuki 650 - Irish Racer	a	8	13:36.374	1:01.670	74.084	1:39.221	76.194	8
15	Stwins	40	Peter O FLAHERTY	Suzuki 650	b	8	13:38.354	1:03.650	73.904	1:40.525	75.205	8
16	Stwins	23	Neil NUGENT	Suzuki 650	b	8	13:41.207	1:06.503	73.648	1:41.030	74.829	7
17	Stwins	35	Colin McWHIRTER	Suzuki 650 - Hot Stuff	c	8	13:43.402	1:08.698	73.451	1:41.852	74.225	4
18	Stwins	66	Paul GARTLAND	Suzuki 650	b	8	13:46.413	1:11.709	73.184	1:41.740	74.307	4
19	Stwins	47	David BLACK	Suzuki 650	c	8	13:50.007	1:15.303	72.867	1:40.677	75.092	8


### Fastest Lap / New Lap Record 81.584 mph (Previously 80.270 mph)

Stwins	77	Ryan FARQUHAR	Kawasaki 650 - KMR Kawasaki	a						1:32.665	81.584	4
--------	----	---------------	-----------------------------	---	--	--	--	--	--	----------	--------	---

### Not Classified

DNF	Stwins	17	Gerry DANIEL	Suzuki 650	c	4	6:52.264	4 Laps	73.351	1:40.218	75.436	4
-----	--------	----	--------------	------------	---	---	----------	--------	--------	----------	--------	---

These Results are provisional and are subject to ratification by the Stewards of the Meeting.

Track	<b>Orritor</b>	Signed		Organising Club	<b>Cookstown &amp; District MCC</b>
Length(miles)	<b>2.1000</b>		Chief Timekeeper	Warmup Started	
Weather	<b>Sunny</b>			Race Started	<b>16:01:59.822</b>
Track	<b>Dry</b>	Issued At:	16:17:20	Gp Time Diff - b	<b>10.38 / c 21.66</b>



MCUI  
Ulster Centre  
Timing  
www.mcui-uc.org.uk



Powered by  
e-Laps II  
© 2008  
Walter Marks



SUPERTWINS

Race 14 - Mint Café Bar Supertwins A

Saturday, 24 April 2010

DETAILED RESULT

**Race Classification**

**1 77 Ryan FARQUHAR**

Total Time **12:34.704** Avg Speed **80.137** Behind  
 Best Time **1:32.665** Best Speed **81.584** On **4** Gp **a**

Lap	Elapsed Time	Lap Time	Lap Speed
1	1:41.071	1:41.071	74.799
2	3:15.630	1:34.559	79.950
3	4:48.875	1:33.245	81.077
4	6:21.540	1:32.665	81.584
5	7:54.280	1:32.740	81.518
6	9:27.328	1:33.048	81.248
7	11:00.620	1:33.292	81.036
8	12:34.704	1:34.084	80.354

**2 123 Michal DOKOUPIL**

Total Time **12:47.636** Avg Speed **78.787** Behind **12.932**  
 Best Time **1:33.889** Best Speed **80.521** On **3** Gp **a**

Lap	Elapsed Time	Lap Time	Lap Speed
1	1:41.389	1:41.389	74.564
2	3:16.720	1:35.331	79.303
3	4:50.609	1:33.889	80.521
4	6:25.739	1:35.130	79.470
5	8:01.276	1:35.537	79.132
6	9:36.681	1:35.405	79.241
7	11:11.951	1:35.270	79.353
8	12:47.636	1:35.685	79.009

**3 16 John BURROWS**

Total Time **12:54.988** Avg Speed **78.040** Behind **20.284**  
 Best Time **1:35.695** Best Speed **79.001** On **8** Gp **a**

Lap	Elapsed Time	Lap Time	Lap Speed
1	1:40.730	1:40.730	75.052
2	3:16.456	1:35.726	78.975
3	4:52.358	1:35.902	78.830
4	6:28.130	1:35.772	78.937
5	8:04.934	1:36.804	78.096
6	9:42.522	1:37.588	77.469
7	11:19.293	1:36.771	78.123
8	12:54.988	1:35.695	79.001

**Race Classification**

**4 79 Darren HUGHES**

Total Time **12:55.523** Avg Speed **77.986** Behind **20.819**  
 Best Time **1:35.139** Best Speed **79.463** On **7** Gp **a**

Lap	Elapsed Time	Lap Time	Lap Speed
1	1:44.335	1:44.335	72.459
2	3:21.624	1:37.289	77.707
3	4:56.839	1:35.215	79.399
4	6:32.525	1:35.686	79.008
5	8:09.002	1:36.477	78.361
6	9:45.192	1:36.190	78.594
7	11:20.331	1:35.139	79.463
8	12:55.523	1:35.192	79.418

**5 96 Andy FARRELL**

Total Time **12:56.693** Avg Speed **77.869** Behind **21.989**  
 Best Time **1:35.460** Best Speed **79.195** On **7** Gp **a**

Lap	Elapsed Time	Lap Time	Lap Speed
1	1:43.591	1:43.591	72.979
2	3:21.222	1:37.631	77.434
3	4:57.917	1:36.695	78.184
4	6:33.565	1:35.648	79.040
5	8:09.448	1:35.883	78.846
6	9:45.621	1:36.173	78.608
7	11:21.081	1:35.460	79.195
8	12:56.693	1:35.612	79.070

**6 65 Michael SWEENEY**

Total Time **13:16.101** Avg Speed **75.970** Behind **41.397**  
 Best Time **1:38.225** Best Speed **76.966** On **4** Gp **b**

Lap	Elapsed Time	Lap Time	Lap Speed
1	1:43.382	1:43.382	73.127
2	3:23.081	1:39.699	75.828
3	5:02.137	1:39.056	76.320
4	6:40.362	1:38.225	76.966
5	8:19.376	1:39.014	76.353
6	9:58.376	1:39.000	76.364
7	11:37.094	1:38.718	76.582
8	13:16.101	1:39.007	76.358





SUPERTWINS

Race 14 - Mint Café Bar Supertwins A

Saturday, 24 April 2010

DETAILED RESULT

**Race Classification**

**7** **45 Craig SHIRLAW**  
 Total Time **13:17.069** Avg Speed **75.878** Behind **42.365**  
 Best Time **1:37.794** Best Speed **77.305** On **2** Gp **a**

Lap	Elapsed Time	Lap Time	Lap Speed
1	1:46.156	1:46.156	71.216
2	3:23.950	1:37.794	77.305
3	5:01.769	1:37.819	77.286
4	6:40.496	1:38.727	76.575
5	8:18.972	1:38.476	76.770
6	9:58.454	1:39.482	75.994
7	11:37.743	1:39.289	76.141
8	13:17.069	1:39.326	76.113

**Race Classification**

**10** **69 Ronnie SCOTT**  
 Total Time **13:27.896** Avg Speed **74.861** Behind **53.192**  
 Best Time **1:39.359** Best Speed **76.088** On **2** Gp **c**

Lap	Elapsed Time	Lap Time	Lap Speed
1	1:48.390	1:48.390	69.748
2	3:27.749	1:39.359	76.088
3	5:07.178	1:39.429	76.034
4	6:46.642	1:39.464	76.007
5	8:27.612	1:40.970	74.874
6	10:07.765	1:40.153	75.485
7	11:47.476	1:39.711	75.819
8	13:27.896	1:40.420	75.284

**8** **33 David HOWARD**  
 Total Time **13:26.266** Avg Speed **75.012** Behind **51.562**  
 Best Time **1:37.841** Best Speed **77.268** On **6** Gp **b**

Lap	Elapsed Time	Lap Time	Lap Speed
1	1:47.907	1:47.907	70.060
2	3:30.685	1:42.778	73.557
3	5:10.463	1:39.778	75.768
4	6:49.242	1:38.779	76.534
5	8:28.924	1:39.682	75.841
6	10:06.765	1:37.841	77.268
7	11:47.094	1:40.329	75.352
8	13:26.266	1:39.172	76.231

**11** **120 Jonathan MARK**  
 Total Time **13:30.423** Avg Speed **74.628** Behind **55.719**  
 Best Time **1:39.975** Best Speed **75.619** On **8** Gp **b**

Lap	Elapsed Time	Lap Time	Lap Speed
1	1:47.483	1:47.483	70.337
2	3:28.178	1:40.695	75.078
3	5:08.542	1:40.364	75.326
4	6:48.643	1:40.101	75.524
5	8:29.881	1:41.238	74.676
6	10:10.224	1:40.343	75.342
7	11:50.448	1:40.224	75.431
8	13:30.423	1:39.975	75.619

**9** **43 Neil VICARS**  
 Total Time **13:27.208** Avg Speed **74.925** Behind **52.504**  
 Best Time **1:38.717** Best Speed **76.583** On **4** Gp **c**

Lap	Elapsed Time	Lap Time	Lap Speed
1	1:48.646	1:48.646	69.584
2	3:29.932	1:41.286	74.640
3	5:09.083	1:39.151	76.247
4	6:47.800	1:38.717	76.583
5	8:27.936	1:40.136	75.497
6	10:08.038	1:40.102	75.523
7	11:47.807	1:39.769	75.775
8	13:27.208	1:39.401	76.056

**12** **169 Philip MULLAN**  
 Total Time **13:30.633** Avg Speed **74.608** Behind **55.929**  
 Best Time **1:38.527** Best Speed **76.730** On **7** Gp **b**

Lap	Elapsed Time	Lap Time	Lap Speed
1	1:48.142	1:48.142	69.908
2	3:30.798	1:42.656	73.644
3	5:11.313	1:40.515	75.213
4	6:52.719	1:41.406	74.552
5	8:32.585	1:39.866	75.701
6	10:12.122	1:39.537	75.952
7	11:50.649	1:38.527	76.730
8	13:30.633	1:39.984	75.612





SUPERTWINS

Race 14 - Mint Café Bar Supertwins A

Saturday, 24 April 2010

DETAILED RESULT

**Race Classification**

**13 5 Paul LENNON**

Total Time **13:30.736** Avg Speed **74.599** Behind **56.032**  
 Best Time **1:38.920** Best Speed **76.425** On **3** Gp **c**

Lap	Elapsed Time	Lap Time	Lap Speed
1	1:47.891	1:47.891	70.071
2	3:27.071	1:39.180	76.225
3	5:05.991	1:38.920	76.425
4	6:45.771	1:39.780	75.767
5	8:27.009	1:41.238	74.676
6	10:08.921	1:41.912	74.182
7	11:49.774	1:40.853	74.961
8	13:30.736	1:40.962	74.880

**14 38 Darren GILPIN**

Total Time **13:36.374** Avg Speed **74.084** Behind **1:01.670**  
 Best Time **1:39.221** Best Speed **76.194** On **8** Gp **a**

Lap	Elapsed Time	Lap Time	Lap Speed
1	1:45.990	1:45.990	71.327
2	3:26.995	1:41.005	74.848
3	5:09.536	1:42.541	73.727
4	6:51.215	1:41.679	74.352
5	8:33.525	1:42.310	73.893
6	10:15.764	1:42.239	73.944
7	11:57.153	1:41.389	74.564
8	13:36.374	1:39.221	76.194

**15 40 Peter O FLAHERTY**

Total Time **13:38.354** Avg Speed **73.904** Behind **1:03.650**  
 Best Time **1:40.525** Best Speed **75.205** On **8** Gp **b**

Lap	Elapsed Time	Lap Time	Lap Speed
1	1:48.527	1:48.527	69.660
2	3:30.205	1:41.678	74.352
3	5:11.815	1:41.610	74.402
4	6:53.311	1:41.496	74.486
5	8:34.926	1:41.615	74.398
6	10:16.882	1:41.956	74.150
7	11:57.829	1:40.947	74.891
8	13:38.354	1:40.525	75.205

**Race Classification**

**16 23 Neil NUGENT**

Total Time **13:41.207** Avg Speed **73.648** Behind **1:06.503**  
 Best Time **1:41.030** Best Speed **74.829** On **7** Gp **b**

Lap	Elapsed Time	Lap Time	Lap Speed
1	1:47.206	1:47.206	70.518
2	3:29.116	1:41.910	74.183
3	5:11.187	1:42.071	74.066
4	6:52.570	1:41.383	74.569
5	8:35.110	1:42.540	73.727
6	10:17.394	1:42.284	73.912
7	11:58.424	1:41.030	74.829
8	13:41.207	1:42.783	73.553

**17 35 Colin McWHIRTER**

Total Time **13:43.402** Avg Speed **73.451** Behind **1:08.698**  
 Best Time **1:41.852** Best Speed **74.225** On **4** Gp **c**

Lap	Elapsed Time	Lap Time	Lap Speed
1	1:47.692	1:47.692	70.200
2	3:30.382	1:42.690	73.620
3	5:12.394	1:42.012	74.109
4	6:54.246	1:41.852	74.225
5	8:36.282	1:42.036	74.091
6	10:18.191	1:41.909	74.184
7	12:00.122	1:41.931	74.168
8	13:43.402	1:43.280	73.199

**18 66 Paul GARTLAND**

Total Time **13:46.413** Avg Speed **73.184** Behind **1:11.709**  
 Best Time **1:41.740** Best Speed **74.307** On **4** Gp **b**

Lap	Elapsed Time	Lap Time	Lap Speed
1	1:49.753	1:49.753	68.882
2	3:32.188	1:42.435	73.803
3	5:14.418	1:42.230	73.951
4	6:56.158	1:41.740	74.307
5	8:38.555	1:42.397	73.830
6	10:21.512	1:42.957	73.429
7	12:03.971	1:42.459	73.786
8	13:46.413	1:42.442	73.798





SUPERTWINS

Race 14 - Mint Café Bar Supertwins A

Saturday, 24 April 2010

DETAILED RESULT

**Race Classification**

**19** 47 David BLACK

Total Time **13:50.007** Avg Speed **72.867** Behind **1:15.303**  
 Best Time **1:40.677** Best Speed **75.092** On **8** Gp **c**

Lap	Elapsed Time	Lap Time	Lap Speed
1	1:50.595	1:50.595	68.358
2	3:33.996	1:43.401	73.113
3	5:17.581	1:43.585	72.984
4	7:00.697	1:43.116	73.315
5	8:45.311	1:44.614	72.266
6	10:27.086	1:41.775	74.282
7	12:09.330	1:42.244	73.941
8	13:50.007	1:40.677	75.092

**Not Classified**

**DNF** 17 Gerry DANIEL

Total Time **6:52.264** Avg Speed **73.351** Behind **4 Laps**  
 Best Time **1:40.218** Best Speed **75.436** On **4** Gp **c**

Lap	Elapsed Time	Lap Time	Lap Speed
1	1:48.867	1:48.867	69.443
2	3:30.620	1:41.753	74.298
3	5:12.046	1:41.426	74.537
4	6:52.264	1:40.218	75.436



MCUI  
Ulster Centre  
Timing  
www.mcui-uc.org.uk



Powered by  
e-Laps II  
© 2008  
Walter Marks

# THE ROYAL HOTEL & BRAESIDE COOKSTOWN 100

## SUPERTWINS

### Race 14 - Mint Café Bar Supertwins A

## LAP CHART



1					3					5				
No	Name	G	Elapsed Time	Lap Time	No	Name	G	Elapsed Time	Lap Time	No	Name	G	Elapsed Time	Lap Time
16	John BURROWS	a	1:40.730	1:40.730	77	Ryan FARQUHAR	a	4:48.875	1:33.245	77	Ryan FARQUHAR	a	7:54.280	1:32.740
77	Ryan FARQUHAR	a	1:41.071	1:41.071	123	Michal DOKOUPIL	a	4:50.609	1:33.889	123	Michal DOKOUPIL	a	8:01.276	1:35.537
123	Michal DOKOUPIL	a	1:41.389	1:41.389	16	John BURROWS	a	4:52.358	1:35.902	16	John BURROWS	a	8:04.934	1:36.804
65	Michael SWEENEY	b	1:43.382	1:43.382	79	Darren HUGHES	a	4:56.839	1:35.215	79	Darren HUGHES	a	8:09.002	1:36.477
96	Andy FARRELL	a	1:43.591	1:43.591	96	Andy FARRELL	a	4:57.917	1:36.695	96	Andy FARRELL	a	8:09.448	1:35.883
79	Darren HUGHES	a	1:44.335	1:44.335	45	Craig SHIRLAW	a	5:01.769	1:37.819	45	Craig SHIRLAW	a	8:18.972	1:38.476
38	Darren GILPIN	a	1:45.990	1:45.990	65	Michael SWEENEY	b	5:02.137	1:39.056	65	Michael SWEENEY	b	8:19.376	1:39.014
45	Craig SHIRLAW	a	1:46.156	1:46.156	5	Paul LENNON	c	5:05.991	1:38.920	5	Paul LENNON	c	8:27.009	1:41.238
23	Neil NUGENT	b	1:47.206	1:47.206	69	Ronnie SCOTT	c	5:07.178	1:39.429	69	Ronnie SCOTT	c	8:27.612	1:40.970
120	Jonathan MARK	b	1:47.483	1:47.483	120	Jonathan MARK	b	5:08.542	1:40.364	43	Neil VICARS	c	8:27.936	1:40.136
35	Colin McWHIRTER	c	1:47.692	1:47.692	43	Neil VICARS	c	5:09.083	1:39.151	33	David HOWARD	b	8:28.924	1:39.682
5	Paul LENNON	c	1:47.891	1:47.891	38	Darren GILPIN	a	5:09.536	1:42.541	120	Jonathan MARK	b	8:29.881	1:41.238
33	David HOWARD	b	1:47.907	1:47.907	33	David HOWARD	b	5:10.463	1:39.778	169	Philip MULLAN	b	8:32.585	1:39.866
169	Philip MULLAN	b	1:48.142	1:48.142	23	Neil NUGENT	b	5:11.187	1:42.071	38	Darren GILPIN	a	8:33.525	1:42.310
69	Ronnie SCOTT	c	1:48.390	1:48.390	169	Philip MULLAN	b	5:11.313	1:40.515	40	Peter O FLAHERTY	b	8:34.926	1:41.615
40	Peter O FLAHERTY	b	1:48.527	1:48.527	40	Peter O FLAHERTY	b	5:11.815	1:41.610	23	Neil NUGENT	b	8:35.110	1:42.540
43	Neil VICARS	c	1:48.646	1:48.646	17	Gerry DANIEL	c	5:12.046	1:41.426	35	Colin McWHIRTER	c	8:36.282	1:42.036
17	Gerry DANIEL	c	1:48.867	1:48.867	35	Colin McWHIRTER	c	5:12.394	1:42.012	66	Paul GARTLAND	b	8:38.555	1:42.397
66	Paul GARTLAND	b	1:49.753	1:49.753	66	Paul GARTLAND	b	5:14.418	1:42.230	47	David BLACK	c	8:45.311	1:44.614
47	David BLACK	c	1:50.595	1:50.595	47	David BLACK	c	5:17.581	1:43.585					

2					4					6				
No	Name	G	Elapsed Time	Lap Time	No	Name	G	Elapsed Time	Lap Time	No	Name	G	Elapsed Time	Lap Time
77	Ryan FARQUHAR	a	3:15.630	1:34.559	77	Ryan FARQUHAR	a	6:21.540	1:32.665	77	Ryan FARQUHAR	a	9:27.328	1:33.048
16	John BURROWS	a	3:16.456	1:35.726	123	Michal DOKOUPIL	a	6:25.739	1:35.130	123	Michal DOKOUPIL	a	9:36.681	1:35.405
123	Michal DOKOUPIL	a	3:16.720	1:35.331	16	John BURROWS	a	6:28.130	1:35.772	16	John BURROWS	a	9:42.522	1:37.588
96	Andy FARRELL	a	3:21.222	1:37.631	79	Darren HUGHES	a	6:32.525	1:35.686	79	Darren HUGHES	a	9:45.192	1:36.190
79	Darren HUGHES	a	3:21.624	1:37.289	96	Andy FARRELL	a	6:33.565	1:35.648	96	Andy FARRELL	a	9:45.621	1:36.173
65	Michael SWEENEY	b	3:23.081	1:39.699	65	Michael SWEENEY	b	6:40.362	1:38.225	65	Michael SWEENEY	b	9:58.376	1:39.000
45	Craig SHIRLAW	a	3:23.950	1:37.794	45	Craig SHIRLAW	a	6:40.496	1:38.727	45	Craig SHIRLAW	a	9:58.454	1:39.482
38	Darren GILPIN	a	3:26.995	1:41.005	5	Paul LENNON	c	6:45.771	1:39.780	33	David HOWARD	b	10:06.765	1:37.841
5	Paul LENNON	c	3:27.071	1:39.180	5	Paul LENNON	c	6:46.642	1:39.464	69	Ronnie SCOTT	c	10:07.765	1:40.153
69	Ronnie SCOTT	c	3:27.749	1:39.359	69	Ronnie SCOTT	c	6:47.800	1:38.717	43	Neil VICARS	c	10:08.038	1:40.102
120	Jonathan MARK	b	3:28.178	1:40.695	43	Neil VICARS	c	6:47.800	1:38.717	5	Paul LENNON	c	10:08.921	1:41.912
23	Neil NUGENT	b	3:29.116	1:41.910	120	Jonathan MARK	b	6:48.643	1:40.101	120	Jonathan MARK	b	10:10.224	1:40.343
43	Neil VICARS	c	3:29.932	1:41.286	33	David HOWARD	b	6:49.242	1:38.779	169	Philip MULLAN	b	10:12.122	1:39.537
40	Peter O FLAHERTY	b	3:30.205	1:41.678	38	Darren GILPIN	a	6:51.215	1:41.679	38	Darren GILPIN	a	10:15.764	1:42.239
35	Colin McWHIRTER	c	3:30.382	1:42.690	17	Gerry DANIEL	c	6:52.264	1:40.218	40	Peter O FLAHERTY	b	10:16.882	1:41.956
17	Gerry DANIEL	c	3:30.620	1:41.753	23	Neil NUGENT	b	6:52.570	1:41.383	23	Neil NUGENT	b	10:17.394	1:42.284
33	David HOWARD	b	3:30.685	1:42.778	169	Philip MULLAN	b	6:52.719	1:41.406	35	Colin McWHIRTER	c	10:18.191	1:41.909
169	Philip MULLAN	b	3:30.798	1:42.656	40	Peter O FLAHERTY	b	6:53.311	1:41.496	66	Paul GARTLAND	b	10:21.512	1:42.957
66	Paul GARTLAND	b	3:32.188	1:42.435	35	Colin McWHIRTER	c	6:54.246	1:41.852	47	David BLACK	c	10:27.086	1:41.775
47	David BLACK	c	3:33.996	1:43.401	66	Paul GARTLAND	b	6:56.158	1:41.740					
					47	David BLACK	c	7:00.697	1:43.116					



## SUPERTWINS

### Race 14 - Mint Café Bar Supertwins A

## LAP CHART

**7**

No	Name	G	Elapsed Time	Lap Time
77	Ryan FARQUHAR	a	11:00.620	1:33.292
123	Michal DOKOUPIL	a	11:11.951	1:35.270
16	John BURROWS	a	11:19.293	1:36.771
79	Darren HUGHES	a	11:20.331	1:35.139
96	Andy FARRELL	a	11:21.081	1:35.460
65	Michael SWEENEY	b	11:37.094	1:38.718
45	Craig SHIRLAW	a	11:37.743	1:39.289
33	David HOWARD	b	11:47.094	1:40.329
69	Ronnie SCOTT	c	11:47.476	1:39.711
43	Neil VICARS	c	11:47.807	1:39.769
5	Paul LENNON	c	11:49.774	1:40.853
120	Jonathan MARK	b	11:50.448	1:40.224
169	Philip MULLAN	b	11:50.649	1:38.527
38	Darren GILPIN	a	11:57.153	1:41.389
40	Peter O FLAHERTY	b	11:57.829	1:40.947
23	Neil NUGENT	b	11:58.424	1:41.030
35	Colin McWHIRTER	c	12:00.122	1:41.931
66	Paul GARTLAND	b	12:03.971	1:42.459
47	David BLACK	c	12:09.330	1:42.244

**8**

No	Name	G	Elapsed Time	Lap Time
77	Ryan FARQUHAR	a	12:34.704	1:34.084
123	Michal DOKOUPIL	a	12:47.636	1:35.685
16	John BURROWS	a	12:54.988	1:35.695
79	Darren HUGHES	a	12:55.523	1:35.192
96	Andy FARRELL	a	12:56.693	1:35.612
65	Michael SWEENEY	b	13:16.101	1:39.007
45	Craig SHIRLAW	a	13:17.069	1:39.326
33	David HOWARD	b	13:26.266	1:39.172
43	Neil VICARS	c	13:27.208	1:39.401
69	Ronnie SCOTT	c	13:27.896	1:40.420
120	Jonathan MARK	b	13:30.423	1:39.975
169	Philip MULLAN	b	13:30.633	1:39.984
5	Paul LENNON	c	13:30.736	1:40.962
38	Darren GILPIN	a	13:36.374	1:39.221
40	Peter O FLAHERTY	b	13:38.354	1:40.525
23	Neil NUGENT	b	13:41.207	1:42.783
35	Colin McWHIRTER	c	13:43.402	1:43.280
66	Paul GARTLAND	b	13:46.413	1:42.442
47	David BLACK	c	13:50.007	1:40.677

# THE ROYAL HOTEL & BRAESIDE COOKSTOWN 100




## SUPERTWINS

### Race 15 - Mint Café Bar Supertwins B

Saturday, 24 April 2010

Pos	Class	No	Name	Machine / Sponsor	Gp	Laps	Total Time	Behind	Speed	-----Best Lap-----		
										Time	Speed	On
<b>Race Classification</b>												
1	Stwins	20	Martin LYONS	Suzuki 650 - Lyons Racing	a	6	10:25.060		72.569	1:43.340	73.157	2
2	Stwins	6	Baylon McCAUGHEY	Suzuki 650 - irishracephotography.com	b	6	10:25.296	0.236	72.542	1:43.161	73.284	5
3	Stwins	41	Nigel REA	Suzuki 650 - Gladius	a	6	10:27.396	2.336	72.299	1:42.643	73.653	5
4	Stwins	211	Tim STEPHENSON	Suzuki 650	a	6	10:29.777	4.717	72.025	1:43.848	72.799	4
5	Stwins	151	Phillip DRENNAN	Suzuki 650	b	6	10:31.243	6.183	71.858	1:43.594	72.977	6
6	Stwins	148	Yvonne MONTGOMERY	Suzuki 650	a	6	10:49.272	24.212	69.863	1:45.878	71.403	6
7	Stwins	202	Brian SMITH	Suzuki 650 - Fab Draw	a	6	10:50.203	25.143	69.763	1:46.832	70.765	6
8	Stwins	18	Thomas HOGG	Suzuki 650 - Best Bikes	b	6	10:56.578	31.518	69.085	1:46.792	70.792	4
9	Stwins	61	Roy McLARNON	Suzuki 650	b	6	11:14.225	49.165	67.277	1:50.997	68.110	5
<b>Fastest Lap</b>												
	Stwins	41	Nigel REA	Suzuki 650 - Gladius	a					1:42.643	73.653	5
<b>Not Classified</b>												
<b>DNF</b>	Stwins	28	Roy SCOTT	Suzuki 650 - FRS Moto	a	4	7:19.269	2 Laps	68.842	1:47.865	70.088	3

These Results are provisional and are subject to ratification by the Stewards of the Meeting.

Track	<b>Orritor</b>	Signed		Organising Club	<b>Cookstown &amp; District MCC</b>
Length(miles)	<b>2.1000</b>	Chief Timekeeper		Warmup Started	
Weather	<b>Sunny</b>			Race Started	<b>16:26:40.315</b>
Track	<b>Dry</b>	Issued At:	16:40:05	<b>Gp Time Diff - b 11.36</b>	



**MCUI**  
Ulster Centre  
Timing  
www.mcui-uc.org.uk



Powered by  
**e-Laps II**  
© 2008  
Walter Marks



SUPERTWINS

Race 15 - Mint Café Bar Supertwins B

Saturday, 24 April 2010

DETAILED RESULT

**Race Classification**

**1** 20 Martin LYONS

Total Time **10:25.060** Avg Speed **72.569** Behind  
 Best Time **1:43.340** Best Speed **73.157** On 2 Gp a

Lap	Elapsed Time	Lap Time	Lap Speed
1	1:46.910	1:46.910	70.714
2	3:30.250	1:43.340	73.157
3	5:13.839	1:43.589	72.981
4	6:57.702	1:43.863	72.788
5	8:41.392	1:43.690	72.910
6	10:25.060	1:43.668	72.925

**2** 6 Baylon McCAUGHEY

Total Time **10:25.296** Avg Speed **72.542** Behind **0.236**  
 Best Time **1:43.161** Best Speed **73.284** On 5 Gp b

Lap	Elapsed Time	Lap Time	Lap Speed
1	1:47.245	1:47.245	70.493
2	3:30.959	1:43.714	72.893
3	5:15.060	1:44.101	72.622
4	6:58.384	1:43.324	73.168
5	8:41.545	1:43.161	73.284
6	10:25.296	1:43.751	72.867

**3** 41 Nigel REA

Total Time **10:27.396** Avg Speed **72.299** Behind **2.336**  
 Best Time **1:42.643** Best Speed **73.653** On 5 Gp a

Lap	Elapsed Time	Lap Time	Lap Speed
1	1:49.686	1:49.686	68.924
2	3:33.466	1:43.780	72.846
3	5:17.765	1:44.299	72.484
4	7:01.522	1:43.757	72.863
5	8:44.165	1:42.643	73.653
6	10:27.396	1:43.231	73.234

**4** 211 Tim STEPHENSON

Total Time **10:29.777** Avg Speed **72.025** Behind **4.717**  
 Best Time **1:43.848** Best Speed **72.799** On 4 Gp a

Lap	Elapsed Time	Lap Time	Lap Speed
1	1:48.956	1:48.956	69.386
2	3:33.132	1:44.176	72.569
3	5:17.430	1:44.298	72.485
4	7:01.278	1:43.848	72.799
5	8:45.845	1:44.567	72.298
6	10:29.777	1:43.932	72.740

**Race Classification**

**5** 151 Phillip DRENNAN

Total Time **10:31.243** Avg Speed **71.858** Behind **6.183**  
 Best Time **1:43.594** Best Speed **72.977** On 6 Gp b

Lap	Elapsed Time	Lap Time	Lap Speed
1	1:50.012	1:50.012	68.720
2	3:33.789	1:43.777	72.849
3	5:18.381	1:44.592	72.281
4	7:04.028	1:45.647	71.559
5	8:47.649	1:43.621	72.958
6	10:31.243	1:43.594	72.977

**6** 148 Yvonne MONTGOMERY

Total Time **10:49.272** Avg Speed **69.863** Behind **24.212**  
 Best Time **1:45.878** Best Speed **71.403** On 6 Gp a

Lap	Elapsed Time	Lap Time	Lap Speed
1	1:54.620	1:54.620	65.957
2	3:42.126	1:47.506	70.322
3	5:29.299	1:47.173	70.540
4	7:16.557	1:47.258	70.484
5	9:03.394	1:46.837	70.762
6	10:49.272	1:45.878	71.403

**7** 202 Brian SMITH

Total Time **10:50.203** Avg Speed **69.763** Behind **25.143**  
 Best Time **1:46.832** Best Speed **70.765** On 6 Gp a


Lap	Elapsed Time	Lap Time	Lap Speed
1	1:52.327	1:52.327	67.303
2	3:39.367	1:47.040	70.628
3	5:27.626	1:48.259	69.833
4	7:15.335	1:47.709	70.189
5	9:03.371	1:48.036	69.977
6	10:50.203	1:46.832	70.765

**8** 18 Thomas HOGG

Total Time **10:56.578** Avg Speed **69.085** Behind **31.518**  
 Best Time **1:46.792** Best Speed **70.792** On 4 Gp b

Lap	Elapsed Time	Lap Time	Lap Speed
1	1:56.214	1:56.214	65.052
2	3:44.682	1:48.468	69.698
3	5:32.399	1:47.717	70.184
4	7:19.191	1:46.792	70.792
5	9:08.020	1:48.829	69.467
6	10:56.578	1:48.558	69.640





SUPERTWINS

Race 15 - Mint Café Bar Supertwins B

Saturday, 24 April 2010

DETAILED RESULT

**Race Classification**

**9** 61 Roy McLARNON

Total Time **11:14.225** Avg Speed **67.277** Behind **49.165**

Best Time **1:50.997** Best Speed **68.110** On **5** Gp **b**

Lap	Elapsed Time	Lap Time	Lap Speed
1	1:57.754	1:57.754	64.202
2	3:48.813	1:51.059	68.072
3	5:39.995	1:51.182	67.997
4	7:31.496	1:51.501	67.802
5	9:22.493	1:50.997	68.110
6	11:14.225	1:51.732	67.662


**Not Classified**

**DNF** 28 Roy SCOTT

Total Time **7:19.269** Avg Speed **68.842** Behind **2 Laps**

Best Time **1:47.865** Best Speed **70.088** On **3** Gp **a**

Lap	Elapsed Time	Lap Time	Lap Speed
1	1:54.256	1:54.256	66.167
2	3:43.017	1:48.761	69.510
3	5:30.882	1:47.865	70.088
4	7:19.269	1:48.387	69.750



## SUPERTWINS

### Race 15 - Mint Café Bar Supertwins B

## LAP CHART

**1**

No	Name	G	Elapsed Time	Lap Time
20	Martin LYONS	a	1:46.910	1:46.910
6	Baylon McCAUGHEY	b	1:47.245	1:47.245
211	Tim STEPHENSON	a	1:48.956	1:48.956
41	Nigel REA	a	1:49.686	1:49.686
151	Phillip DRENNAN	b	1:50.012	1:50.012
202	Brian SMITH	a	1:52.327	1:52.327
28	Roy SCOTT	a	1:54.256	1:54.256
148	Yvonne MONTGOMERY	a	1:54.620	1:54.620
18	Thomas HOGG	b	1:56.214	1:56.214
61	Roy McLARNON	b	1:57.754	1:57.754

**4**

No	Name	G	Elapsed Time	Lap Time
20	Martin LYONS	a	6:57.702	1:43.863
6	Baylon McCAUGHEY	b	6:58.384	1:43.324
211	Tim STEPHENSON	a	7:01.278	1:43.848
41	Nigel REA	a	7:01.522	1:43.757
151	Phillip DRENNAN	b	7:04.028	1:45.647
202	Brian SMITH	a	7:15.335	1:47.709
148	Yvonne MONTGOMERY	a	7:16.557	1:47.258
18	Thomas HOGG	b	7:19.191	1:46.792
28	Roy SCOTT	a	7:19.269	1:48.387
61	Roy McLARNON	b	7:31.496	1:51.501

**2**

No	Name	G	Elapsed Time	Lap Time
20	Martin LYONS	a	3:30.250	1:43.340
6	Baylon McCAUGHEY	b	3:30.959	1:43.714
211	Tim STEPHENSON	a	3:33.132	1:44.176
41	Nigel REA	a	3:33.466	1:43.780
151	Phillip DRENNAN	b	3:33.789	1:43.777
202	Brian SMITH	a	3:39.367	1:47.040
148	Yvonne MONTGOMERY	a	3:42.126	1:47.506
28	Roy SCOTT	a	3:43.017	1:48.761
18	Thomas HOGG	b	3:44.682	1:48.468
61	Roy McLARNON	b	3:48.813	1:51.059

**5**

No	Name	G	Elapsed Time	Lap Time
20	Martin LYONS	a	8:41.392	1:43.690
6	Baylon McCAUGHEY	b	8:41.545	1:43.161
41	Nigel REA	a	8:44.165	1:42.643
211	Tim STEPHENSON	a	8:45.845	1:44.567
151	Phillip DRENNAN	b	8:47.649	1:43.621
202	Brian SMITH	a	9:03.371	1:48.036
148	Yvonne MONTGOMERY	a	9:03.394	1:46.837
18	Thomas HOGG	b	9:08.020	1:48.829
61	Roy McLARNON	b	9:22.493	1:50.997

**3**

No	Name	G	Elapsed Time	Lap Time
20	Martin LYONS	a	5:13.839	1:43.589
6	Baylon McCAUGHEY	b	5:15.060	1:44.101
211	Tim STEPHENSON	a	5:17.430	1:44.298
41	Nigel REA	a	5:17.765	1:44.299
151	Phillip DRENNAN	b	5:18.381	1:44.592
202	Brian SMITH	a	5:27.626	1:48.259
148	Yvonne MONTGOMERY	a	5:29.299	1:47.173
28	Roy SCOTT	a	5:30.882	1:47.865
18	Thomas HOGG	b	5:32.399	1:47.717
61	Roy McLARNON	b	5:39.995	1:51.182

**6**

No	Name	G	Elapsed Time	Lap Time
20	Martin LYONS	a	10:25.060	1:43.668
6	Baylon McCAUGHEY	b	10:25.296	1:43.751
41	Nigel REA	a	10:27.396	1:43.231
211	Tim STEPHENSON	a	10:29.777	1:43.932
151	Phillip DRENNAN	b	10:31.243	1:43.594
148	Yvonne MONTGOMERY	a	10:49.272	1:45.878
202	Brian SMITH	a	10:50.203	1:46.832
18	Thomas HOGG	b	10:56.578	1:48.558
61	Roy McLARNON	b	11:14.225	1:51.732