




**COOKSTOWN 100**

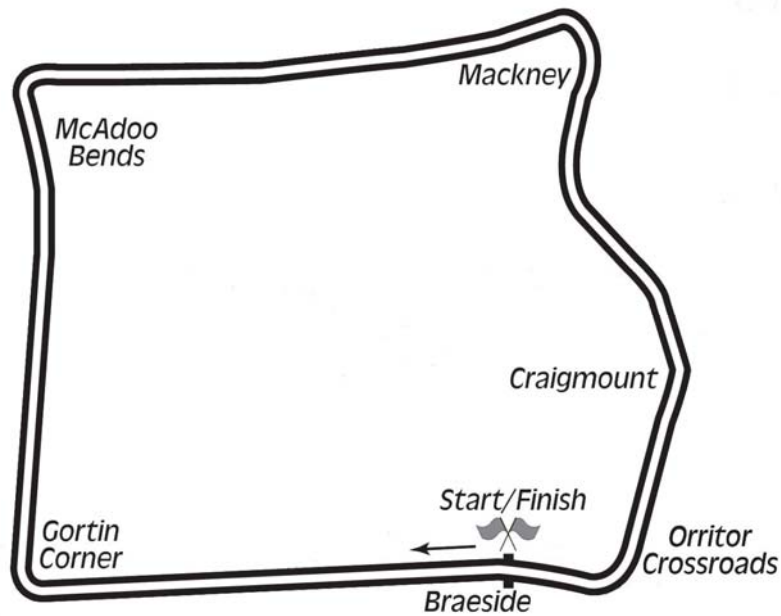
**Friday 23<sup>rd</sup> & Saturday 24<sup>th</sup> April 2010**

**promoted by Cookstown & District MCC**  
**[www.cookstown100.com](http://www.cookstown100.com)**

**R & M GREENKEEPER LTD. OPEN B**  
**&**  
**DISCOUNT STORES COOKSTOWN 100 B**



# Orritor Circuit 2.1 miles



## LAP RECORDS

Class	Rider	Machine	m s	mph	Year
125cc	Darran Lindsay	Honda	1 34.778	79.765	2005
250cc	William Dunlop	Honda	1 29.658	84.320	2009
Supersport 400	Ryan Farquhar	Kawasaki	1 36.97	77.962	2003
Supertwins	Ryan Farquhar	Kawasaki 650	1 34.182	80.270	2009
Supersport	Keith Amor	Honda	1 25.144	88.791	2009
Open 1000cc	Keith Amor	Honda	1 23.378	90.671	2009
Senior Support	Gary Robinson	Yamaha 600	1 29.956	84.041	2007
Junior Support	Michael Dunlop	Yamaha 250	1 36.181	78.602	2006
Classic 1000cc	Wattie Brown	Norton 920	1 40.273	75.394	2006
Classic 500cc	Colin Rodgers	Honda	1 42.787	73.550	2004
Classic 350cc	Paul Coward	Honda	1 43.421	73.099	2004
Classic 250cc	Geoff McMullan	Suzuki	1 47.294	70.461	2006

## MOST WINS at COOKSTOWN 100

Ray McCullough	14	1967 - 79
Ryan Farquhar	13	1996 - 09
Joey Dunlop	11	1977 - 98
Robert Dunlop	11	1985 - 08
Phillip McCallen	10	1987 - 96
Courtney Junk	8	1974 - 83
Mervyn Elwood	8	1987 - 97

## ALL TIME IRISH ROAD RACE WINNERS (after Killalane 2009)

Most Wins at All Irish Road Race Meetings			Most Wins at Irish National Road Race Meetings		
1. Joey Dunlop	156	1971-00	1. Ryan Farquhar	121	1995-09
2. Robert Dunlop	135	1980-08	2. Joey Dunlop	119	1971-00
3. Ryan Farquhar	130	1995-09	3. Robert Dunlop	111	1980-08
4. Ray McCullough	109	1960-82	4. Ray McCullough	99	1960-82
5. Phillip McCallen	109	1987-99	5. Phillip McCallen	84	1987-99




**SUPERBIKE**

**Group A Qualifying**

**Friday, 23 April 2010**

Pos	Class	No	Name	Machine / Sponsor	----- Best Lap -----			On	Laps
					Time	Behind	Speed		
<b>Qualifying Classification</b>									
1	Open	86	Cameron DONALD	Suzuki - Relentless Suzuki by TAS	1:26.058		87.848	5	5
2	Open	36	Michael PEARSON	Kawasaki - Morrell Racing	1:26.487	0.429	87.412	3	6
3	Open	82	Derek SHEILS	Honda - Amigos	1:27.347	1.289	86.551	4	6
4	Open	16	John BURROWS	Suzuki - Burrows Engineering	1:27.651	1.593	86.251	3	5
5	Open	6	William DUNLOP	Suzuki - CD Racing	1:28.162	2.104	85.751	4	6
6	Open	65	Michael SWEENEY	Yamaha - Tracblast / Greenclean	1:29.916	3.858	84.078	5	6
7	Open	38	Gary ROBINSON	Yamaha 600 - D R Refrigeration	1:30.278	4.220	83.741	5	6
8	Open	22	Stephen McILVENNA	Yamaha 600 - Moira Motorcycle Racing Club	1:30.384	4.326	83.643	5	6
9	Open	150	William DAVISON	Suzuki - Farlough Garage	1:31.006	4.948	83.071	3	6
10	Open	64	Stephen McKNIGHT	Yamaha	1:31.047	4.989	83.034	5	6
11	Open	70	Victor GILMORE	Suzuki - T Lindsay Racing	1:31.215	5.157	82.881	5	6
12	Open	52	Andrew BROWN	Aprilia - Freeway Lift Services	1:33.663	7.605	80.715	4	6
13	Open	128	Wayne HAMILTON	Yamaha 600 - Track Day Tools	1:33.739	7.681	80.649	4	6
14	Open	28	Paul GARTLAND	Kawasaki 600 - Auto Tech	1:34.236	8.178	80.224	5	6
15	Open	19	Coyles WRIGHT	Suzuki - CW Racing	1:34.328	8.270	80.146	5	6
16	Open	34	Timmy TURTLE	Honda 600 - Auto Tech	1:34.755	8.697	79.785	4	6
17	Open	2	Emlyn HUGHES	Suzuki - D & G W Racing	1:34.761	8.703	79.780	3	6
18	Open	20	David LUMSDEN	Yamaha 600	1:35.276	9.218	79.348	3	6
19	Open	32	Myles BYRNE	Yamaha 600 - Step Racing	1:35.755	9.697	78.951	4	6

These Results are provisional and are subject to ratification by the Stewards of the Meeting.

Track	<b>Orritor</b>	Signed		Organising Club	<b>Cookstown &amp; District MCC</b>
Length(miles)	<b>2.1000</b>		Chief Timekeeper	Qualifying Started	<b>18:56:23.569</b>
Weather	<b>Sunny</b>	Issued At:	19:08:14		
Track	<b>Dry</b>				



**MCUI**  
Ulster Centre  
Timing  
www.mcui-uc.org.uk



Powered by  
**e-Laps II**  
© 2008  
Walter Marks



SUPERBIKE

Group A Qualifying

Friday, 23 April 2010

DETAILED RESULT

Qualifying Classification

Position

**1** 86 Cameron DONALD

Behind

Best Time **1:26.058** Best Speed **87.848** On **5** Gp **a**

Lap	Elapsed Time	Lap Time	Lap Speed
1	1:44.866	1:44.866	72.092
2	3:13.010	1:28.144	85.769
3	4:39.491	1:26.481	87.418
4	6:06.441	1:26.950	86.947
5	7:32.499	1:26.058	87.848

**2** 36 Michael PEARSON

Behind **0.429**

Best Time **1:26.487** Best Speed **87.412** On **3** Gp **a**

Lap	Elapsed Time	Lap Time	Lap Speed
1	1:59.631	1:59.631	63.194
2	3:27.259	1:27.628	86.274
3	4:53.746	1:26.487	87.412
4	6:21.372	1:27.626	86.276
5	7:49.053	1:27.681	86.222
6	9:45.634	1:56.581	64.848

**3** 82 Derek SHEILS

Behind **1.289**

Best Time **1:27.347** Best Speed **86.551** On **4** Gp **a**

Lap	Elapsed Time	Lap Time	Lap Speed
1	1:52.244	1:52.244	67.353
2	3:21.675	1:29.431	84.534
3	4:49.509	1:27.834	86.071
4	6:16.856	1:27.347	86.551
5	7:44.955	1:28.099	85.813
6	9:39.526	1:54.571	65.985

**4** 16 John BURROWS

Behind **1.593**

Best Time **1:27.651** Best Speed **86.251** On **3** Gp **a**

Lap	Elapsed Time	Lap Time	Lap Speed
1	1:45.364	1:45.364	71.751
2	3:13.546	1:28.182	85.732
3	4:41.197	1:27.651	86.251
4	6:09.382	1:28.185	85.729
5	7:37.460	1:28.078	85.833

Qualifying Classification

Position

**5** 6 William DUNLOP

Behind **2.104**

Best Time **1:28.162** Best Speed **85.751** On **4** Gp **a**

Lap	Elapsed Time	Lap Time	Lap Speed
1	2:11.095	2:11.095	57.668
2	3:41.402	1:30.307	83.714
3	5:12.579	1:31.177	82.916
4	6:40.741	1:28.162	85.751
5	8:09.749	1:29.008	84.936
6	10:08.308	1:58.559	63.766

**6** 65 Michael SWEENEY

Behind **3.858**

Best Time **1:29.916** Best Speed **84.078** On **5** Gp **a**

Lap	Elapsed Time	Lap Time	Lap Speed
1	2:11.317	2:11.317	57.571
2	3:42.145	1:30.828	83.234
3	5:13.860	1:31.715	82.429
4	6:45.794	1:31.934	82.233
5	8:15.710	1:29.916	84.078
6	10:23.711	2:08.001	59.062

**7** 38 Gary ROBINSON

Behind **4.220**

Best Time **1:30.278** Best Speed **83.741** On **5** Gp **a**

Lap	Elapsed Time	Lap Time	Lap Speed
1	1:50.083	1:50.083	68.675
2	3:21.632	1:31.549	82.579
3	4:52.984	1:31.352	82.757
4	6:24.384	1:31.400	82.713
5	7:54.662	1:30.278	83.741
6	9:43.628	1:48.966	69.379

**8** 22 Stephen McILVENNA

Behind **4.326**

Best Time **1:30.384** Best Speed **83.643** On **5** Gp **a**

Lap	Elapsed Time	Lap Time	Lap Speed
1	1:52.583	1:52.583	67.150
2	3:23.055	1:30.472	83.562
3	4:53.520	1:30.465	83.568
4	6:24.661	1:31.141	82.948
5	7:55.045	1:30.384	83.643
6	9:51.583	1:56.538	64.872





SUPERBIKE

Group A Qualifying

Friday, 23 April 2010

DETAILED RESULT

**Qualifying Classification**

Position

**9** 150 William DAVISON

Behind 4.948

Best Time 1:31.006 Best Speed 83.071 On 3 Gp a

Lap	Elapsed Time	Lap Time	Lap Speed
1	2:01.773	2:01.773	62.083
2	3:36.546	1:34.773	79.770
3	5:07.552	1:31.006	83.071
4	6:39.419	1:31.867	82.293
5	8:10.899	1:31.480	82.641
6	10:07.285	1:56.386	64.956

**Qualifying Classification**

Position

**13** 128 Wayne HAMILTON

Behind 7.681

Best Time 1:33.739 Best Speed 80.649 On 4 Gp a

Lap	Elapsed Time	Lap Time	Lap Speed
1	2:19.726	2:19.726	54.106
2	3:55.376	1:35.650	79.038
3	5:29.362	1:33.986	80.438
4	7:03.101	1:33.739	80.649
5	8:37.483	1:34.382	80.100
6	10:44.187	2:06.704	59.667

**10** 64 Stephen McKNIGHT

Behind 4.989

Best Time 1:31.047 Best Speed 83.034 On 5 Gp a

Lap	Elapsed Time	Lap Time	Lap Speed
1	2:07.332	2:07.332	59.372
2	3:40.711	1:33.379	80.960
3	5:12.997	1:32.286	81.919
4	6:44.869	1:31.872	82.288
5	8:15.916	1:31.047	83.034
6	10:24.509	2:08.593	58.790

**14** 28 Paul GARTLAND

Behind 8.178

Best Time 1:34.236 Best Speed 80.224 On 5 Gp a

Lap	Elapsed Time	Lap Time	Lap Speed
1	2:19.231	2:19.231	54.298
2	3:55.021	1:35.790	78.923
3	5:30.282	1:35.261	79.361
4	7:04.954	1:34.672	79.855
5	8:39.190	1:34.236	80.224
6	10:45.419	2:06.229	59.891

**11** 70 Victor GILMORE

Behind 5.157

Best Time 1:31.215 Best Speed 82.881 On 5 Gp a

Lap	Elapsed Time	Lap Time	Lap Speed
1	2:29.820	2:29.820	50.461
2	4:03.158	1:33.338	80.996
3	5:36.492	1:33.334	80.999
4	7:08.385	1:31.893	82.270
5	8:39.600	1:31.215	82.881
6	10:51.580	2:11.980	57.281

**15** 19 Coyles WRIGHT

Behind 8.270

Best Time 1:34.328 Best Speed 80.146 On 5 Gp a

Lap	Elapsed Time	Lap Time	Lap Speed
1	2:06.502	2:06.502	59.762
2	3:41.799	1:35.297	79.331
3	5:16.260	1:34.461	80.033
4	6:51.315	1:35.055	79.533
5	8:25.643	1:34.328	80.146
6	10:33.805	2:08.162	58.988

**12** 52 Andrew BROWN

Behind 7.605

Best Time 1:33.663 Best Speed 80.715 On 4 Gp a

Lap	Elapsed Time	Lap Time	Lap Speed
1	1:57.026	1:57.026	64.601
2	3:31.237	1:34.211	80.245
3	5:05.406	1:34.169	80.281
4	6:39.069	1:33.663	80.715
5	8:13.412	1:34.343	80.133
6	10:22.801	2:09.389	58.428

**16** 34 Timmy TURTLE

Behind 8.697

Best Time 1:34.755 Best Speed 79.785 On 4 Gp a

Lap	Elapsed Time	Lap Time	Lap Speed
1	2:10.823	2:10.823	57.788
2	3:46.726	1:35.903	78.830
3	5:21.693	1:34.967	79.607
4	6:56.448	1:34.755	79.785
5	8:32.511	1:36.063	78.698
6	10:38.367	2:05.856	60.069





SUPERBIKE

Group A Qualifying

Friday, 23 April 2010

DETAILED RESULT

**Qualifying Classification**

Position

**17 2 Emlyn HUGHES**

Behind **8.703**

Best Time **1:34.761** Best Speed **79.780** On **3** Gp **a**

Lap	Elapsed Time	Lap Time	Lap Speed
1	2:01.020	2:01.020	62.469
2	3:36.346	1:35.326	79.307
3	5:11.107	1:34.761	79.780
4	6:46.843	1:35.736	78.967
5	8:22.224	1:35.381	79.261
6	10:32.790	2:10.566	57.902

**18 20 David LUMSDEN**

Behind **9.218**

Best Time **1:35.276** Best Speed **79.348** On **3** Gp **a**

Lap	Elapsed Time	Lap Time	Lap Speed
1	2:04.632	2:04.632	60.659
2	3:40.438	1:35.806	78.909
3	5:15.714	1:35.276	79.348
4	6:51.008	1:35.294	79.333
5	8:27.103	1:36.095	78.672
6	10:39.341	2:12.238	57.170

**19 32 Myles BYRNE**

Behind **9.697**

Best Time **1:35.755** Best Speed **78.951** On **4** Gp **a**

Lap	Elapsed Time	Lap Time	Lap Speed
1	2:02.133	2:02.133	61.900
2	3:38.531	1:36.398	78.425
3	5:14.919	1:36.388	78.433
4	6:50.674	1:35.755	78.951
5	8:26.641	1:35.967	78.777
6	10:28.286	2:01.645	62.148






**SUPERBIKE**

**Group B Qualifying**

**Friday, 23 April 2010**

Pos	Class	No	Name	Machine / Sponsor	----- Best Lap -----			On	Laps
					Time	Behind	Speed		
<b>Qualifying Classification</b>									
1	Open	77	Ryan FARQUHAR	Kawasaki - KMR Kawasaki	1:25.799		88.113	3	6
2	Open	3	Michael DUNLOP	Honda - Street Sweep / Robinson Concrete	1:26.968	1.169	86.929	5	6
3	Open	13	Adrian ARCHIBALD	Suzuki - AMA Racing	1:27.413	1.614	86.486	4	6
4	Open	61	John WALSH	Yamaha - Team EICL Racing	1:28.045	2.246	85.865	5	6
5	Open	71	Davy MORGAN	Suzuki - Strangford Holiday Park	1:29.306	3.507	84.653	5	6
6	Open	133	Olie LINSDELL	Yamaha - Flitwick Motorcycles	1:29.862	4.063	84.129	4	6
7	Open	101	Brian McCORMACK	Honda - TAG Racing	1:30.022	4.223	83.979	5	6
8	Open	111	Damien MULLEADY	Yamaha 600 - Mulleady Group	1:30.146	4.347	83.864	5	6
9	Open	99	Andrew COURTNEY	Yamaha - Team Hardship Racing	1:30.318	4.519	83.704	5	6
10	Open	93	Paul CRANSTON	Honda - Loughrin	1:30.818	5.019	83.243	3	5
11	Open	39	James REDPATH	Suzuki - Raymond Lilley Electrical	1:31.676	5.877	82.464	5	6
12	Open	23	Michal DOKOUPIL	Kawasaki - AIR Kawasaki	1:31.748	5.949	82.400	3	6
13	Open	96	Andy FARRELL	Yamaha - Farelly Racing	1:31.949	6.150	82.219	5	6
14	Open	27	James McCANN	Yamaha 600 - KHL	1:32.138	6.339	82.051	5	6
15	Open	73	Derek COSTELLO	Yamaha 600	1:33.471	7.672	80.881	3	6
16	Open	51	Darwyn YOUNG	Yamaha 600	1:33.610	7.811	80.761	4	6
17	Open	30	Wayne KENNEDY	Yamaha 600 - GB Racing	1:34.097	8.298	80.343	3	6
18	Open	75	Damien HOWARD	Yamaha - KBH	1:34.114	8.315	80.328	5	6
19	Open	199	Billy BYRNE	Yamaha - T & M Racing	1:34.690	8.891	79.839	5	6
20	Open	117	Gary MILLER	Suzuki 750	1:35.508	9.709	79.156	5	6
21	Open	31	Shaun ANDERSON	Suzuki 750 - ARD	1:35.603	9.804	79.077	2	6
22	Open	37	Mike MOULAI	Ducati	1:37.127	11.328	77.836	5	6
23	Open	35	Trevor FERGUSON	Suzuki 600	1:37.526	11.727	77.518	3	6
24	Open	57	Adrian LOGUE	Suzuki 750	1:37.877	12.078	77.240	5	6
25	Open	113	Corran SMYTH	Kawasaki - GS Motorcycles/Crazycat Customs	1:38.650	12.851	76.635	4	5
26	Open	104	Daley MATHISON	Honda 600 - Road Racing Ireland	1:39.958	14.159	75.632	5	6

These Results are provisional and are subject to ratification by the Stewards of the Meeting.

Track	<b>Orritor</b>	Signed		Organising Club	<b>Cookstown &amp; District MCC</b>
Length(miles)	<b>2.1000</b>		Chief Timekeeper	Qualifying Started	<b>19:08:00.138</b>
Weather	<b>Sunny</b>	Issued At:	19:21:58		
Track	<b>Dry</b>				



**MCUI**  
Ulster Centre  
Timing  
www.mcui-uc.org.uk



Powered by  
**e-Laps II**  
© 2008  
Walter Marks



## SUPERBIKE

### Group B Qualifying

Friday, 23 April 2010

## DETAILED RESULT

### Qualifying Classification

Position

**1** 77 Ryan FARQUHAR

Behind

Best Time **1:25.799** Best Speed **88.113** On **3** Gp **a**

Lap	Elapsed Time	Lap Time	Lap Speed
1	1:39.880	1:39.880	75.691
2	3:06.110	1:26.230	87.673
3	4:31.909	1:25.799	88.113
4	5:58.260	1:26.351	87.550
5	7:28.893	1:30.633	83.413
6	9:16.200	1:47.307	70.452

**2** 3 Michael DUNLOP

Behind **1.169**

Best Time **1:26.968** Best Speed **86.929** On **5** Gp **a**

Lap	Elapsed Time	Lap Time	Lap Speed
1	1:45.075	1:45.075	71.949
2	3:14.599	1:29.524	84.447
3	4:43.070	1:28.471	85.452
4	6:10.814	1:27.744	86.160
5	7:37.782	1:26.968	86.929
6	9:57.279	2:19.497	54.195

**3** 13 Adrian ARCHIBALD

Behind **1.614**

Best Time **1:27.413** Best Speed **86.486** On **4** Gp **a**

Lap	Elapsed Time	Lap Time	Lap Speed
1	2:34.931	2:34.931	48.796
2	4:04.586	1:29.655	84.323
3	5:34.352	1:29.766	84.219
4	7:01.765	1:27.413	86.486
5	8:30.423	1:28.658	85.271
6	10:29.190	1:58.767	63.654

**4** 61 John WALSH

Behind **2.246**

Best Time **1:28.045** Best Speed **85.865** On **5** Gp **a**

Lap	Elapsed Time	Lap Time	Lap Speed
1	1:48.222	1:48.222	69.856
2	3:19.100	1:30.878	83.188
3	4:47.591	1:28.491	85.432
4	6:15.923	1:28.332	85.586
5	7:43.968	1:28.045	85.865
6	9:52.747	2:08.779	58.705

### Qualifying Classification

Position

**5** 71 Davy MORGAN

Behind **3.507**

Best Time **1:29.306** Best Speed **84.653** On **5** Gp **a**

Lap	Elapsed Time	Lap Time	Lap Speed
1	2:35.739	2:35.739	48.543
2	4:05.748	1:30.009	83.992
3	5:36.656	1:30.908	83.161
4	7:08.742	1:32.086	82.097
5	8:38.048	1:29.306	84.653
6	10:50.461	2:12.413	57.094

**6** 133 Olie LINSDELL

Behind **4.063**

Best Time **1:29.862** Best Speed **84.129** On **4** Gp **a**

Lap	Elapsed Time	Lap Time	Lap Speed
1	2:01.869	2:01.869	62.034
2	3:35.155	1:33.286	81.041
3	5:08.670	1:33.515	80.843
4	6:38.532	1:29.862	84.129
5	8:08.506	1:29.974	84.024
6	10:11.601	2:03.095	61.416

**7** 101 Brian McCORMACK

Behind **4.223**

Best Time **1:30.022** Best Speed **83.979** On **5** Gp **a**

Lap	Elapsed Time	Lap Time	Lap Speed
1	1:47.299	1:47.299	70.457
2	3:18.896	1:31.597	82.535
3	4:49.689	1:30.793	83.266
4	6:20.523	1:30.834	83.229
5	7:50.545	1:30.022	83.979
6	9:57.104	2:06.559	59.735

**8** 111 Damien MULLEADY

Behind **4.347**

Best Time **1:30.146** Best Speed **83.864** On **5** Gp **a**

Lap	Elapsed Time	Lap Time	Lap Speed
1	1:47.886	1:47.886	70.074
2	3:19.703	1:31.817	82.338
3	4:50.013	1:30.310	83.712
4	6:20.839	1:30.826	83.236
5	7:50.985	1:30.146	83.864
6	9:58.800	2:07.815	59.148





SUPERBIKE

Group B Qualifying

Friday, 23 April 2010

DETAILED RESULT

Qualifying Classification

Position

**9** 99 Andrew COURTNEY

Behind 4.519

Best Time 1:30.318 Best Speed 83.704 On 5 Gp a

Lap	Elapsed Time	Lap Time	Lap Speed
1	2:01.984	2:01.984	61.975
2	3:34.584	1:32.600	81.641
3	5:05.561	1:30.977	83.098
4	6:36.166	1:30.605	83.439
5	8:06.484	1:30.318	83.704
6	10:06.944	2:00.460	62.759

**10** 93 Paul CRANSTON

Behind 5.019

Best Time 1:30.818 Best Speed 83.243 On 3 Gp a

Lap	Elapsed Time	Lap Time	Lap Speed
1	2:22.691	2:22.691	52.982
2	3:56.401	1:33.710	80.674
3	5:27.219	1:30.818	83.243
4	6:59.034	1:31.815	82.339
5	8:31.654	1:32.620	81.624

**11** 39 James REDPATH

Behind 5.877

Best Time 1:31.676 Best Speed 82.464 On 5 Gp a

Lap	Elapsed Time	Lap Time	Lap Speed
1	2:22.475	2:22.475	53.062
2	3:56.246	1:33.771	80.622
3	5:28.952	1:32.706	81.548
4	7:02.784	1:33.832	80.570
5	8:34.460	1:31.676	82.464
6	10:45.638	2:11.178	57.632

**12** 23 Michal DOKOUPIL

Behind 5.949

Best Time 1:31.748 Best Speed 82.400 On 3 Gp a

Lap	Elapsed Time	Lap Time	Lap Speed
1	2:37.394	2:37.394	48.032
2	4:11.318	1:33.924	80.491
3	5:43.066	1:31.748	82.400
4	7:16.413	1:33.347	80.988
5	8:48.911	1:32.498	81.731
6	10:54.826	2:05.915	60.041

Qualifying Classification

Position

**13** 96 Andy FARRELL

Behind 6.150

Best Time 1:31.949 Best Speed 82.219 On 5 Gp a

Lap	Elapsed Time	Lap Time	Lap Speed
1	1:52.468	1:52.468	67.219
2	3:25.761	1:33.293	81.035
3	4:58.859	1:33.098	81.205
4	6:31.239	1:32.380	81.836
5	8:03.188	1:31.949	82.219
6	10:05.423	2:02.235	61.848

**14** 27 James McCANN

Behind 6.339

Best Time 1:32.138 Best Speed 82.051 On 5 Gp a

Lap	Elapsed Time	Lap Time	Lap Speed
1	1:54.732	1:54.732	65.893
2	3:27.160	1:32.428	81.793
3	4:59.349	1:32.189	82.005
4	6:31.892	1:32.543	81.692
5	8:04.030	1:32.138	82.051
6	10:05.095	2:01.065	62.446

**15** 73 Derek COSTELLO

Behind 7.672

Best Time 1:33.471 Best Speed 80.881 On 3 Gp a

Lap	Elapsed Time	Lap Time	Lap Speed
1	2:03.482	2:03.482	61.223
2	3:37.296	1:33.814	80.585
3	5:10.767	1:33.471	80.881
4	6:44.609	1:33.842	80.561
5	8:18.395	1:33.786	80.609
6	10:24.585	2:06.190	59.910

**16** 51 Darwyn YOUNG

Behind 7.811

Best Time 1:33.610 Best Speed 80.761 On 4 Gp a

Lap	Elapsed Time	Lap Time	Lap Speed
1	2:14.006	2:14.006	56.415
2	3:51.272	1:37.266	77.725
3	5:25.091	1:33.819	80.581
4	6:58.701	1:33.610	80.761
5	8:33.258	1:34.557	79.952
6	10:48.192	2:14.934	56.027





## SUPERBIKE

### Group B Qualifying

Friday, 23 April 2010

## DETAILED RESULT

### Qualifying Classification

Position

**17** 30 Wayne KENNEDY

Behind 8.298

Best Time 1:34.097 Best Speed 80.343 On 3 Gp a

Lap	Elapsed Time	Lap Time	Lap Speed
1	2:13.723	2:13.723	56.535
2	3:48.748	1:35.025	79.558
3	5:22.845	1:34.097	80.343
4	6:57.226	1:34.381	80.101
5	8:32.421	1:35.195	79.416
6	10:31.964	1:59.543	63.241

**18** 75 Damien HOWARD

Behind 8.315

Best Time 1:34.114 Best Speed 80.328 On 5 Gp a

Lap	Elapsed Time	Lap Time	Lap Speed
1	2:07.895	2:07.895	59.111
2	3:43.940	1:36.045	78.713
3	5:19.881	1:35.941	78.798
4	6:54.126	1:34.245	80.216
5	8:28.240	1:34.114	80.328
6	10:30.355	2:02.115	61.909

**19** 199 Billy BYRNE

Behind 8.891

Best Time 1:34.690 Best Speed 79.839 On 5 Gp a

Lap	Elapsed Time	Lap Time	Lap Speed
1	2:22.269	2:22.269	53.139
2	3:58.368	1:36.099	78.669
3	5:35.468	1:37.100	77.858
4	7:10.252	1:34.784	79.760
5	8:44.942	1:34.690	79.839
6	10:52.300	2:07.358	59.360

**20** 117 Gary MILLER

Behind 9.709

Best Time 1:35.508 Best Speed 79.156 On 5 Gp a

Lap	Elapsed Time	Lap Time	Lap Speed
1	1:56.614	1:56.614	64.829
2	3:33.647	1:37.033	77.912
3	5:10.591	1:36.944	77.983
4	6:47.076	1:36.485	78.354
5	8:22.584	1:35.508	79.156
6	10:26.375	2:03.791	61.071

### Qualifying Classification

Position

**21** 31 Shaun ANDERSON

Behind 9.804

Best Time 1:35.603 Best Speed 79.077 On 2 Gp a

Lap	Elapsed Time	Lap Time	Lap Speed
1	2:35.605	2:35.605	48.585
2	4:11.208	1:35.603	79.077
3	5:46.828	1:35.620	79.063
4	7:23.326	1:36.498	78.344
5	9:00.448	1:37.122	77.840
6	11:02.812	2:02.364	61.783

**22** 37 Mike MOULAI

Behind 11.328

Best Time 1:37.127 Best Speed 77.836 On 5 Gp a

Lap	Elapsed Time	Lap Time	Lap Speed
1	2:16.538	2:16.538	55.369
2	3:55.443	1:38.905	76.437
3	5:45.670	1:50.227	68.586
4	7:22.974	1:37.304	77.695
5	9:00.101	1:37.127	77.836
6	11:07.806	2:07.705	59.199

**23** 35 Trevor FERGUSON

Behind 11.727

Best Time 1:37.526 Best Speed 77.518 On 3 Gp a

Lap	Elapsed Time	Lap Time	Lap Speed
1	2:23.906	2:23.906	52.534
2	4:03.461	1:39.555	75.938
3	5:40.987	1:37.526	77.518
4	7:19.383	1:38.396	76.832
5	8:59.425	1:40.042	75.568
6	11:08.468	2:09.043	58.585

**24** 57 Adrian LOGUE

Behind 12.078

Best Time 1:37.877 Best Speed 77.240 On 5 Gp a

Lap	Elapsed Time	Lap Time	Lap Speed
1	2:13.370	2:13.370	56.684
2	3:56.016	1:42.646	73.651
3	5:35.123	1:39.107	76.281
4	7:13.753	1:38.630	76.650
5	8:51.630	1:37.877	77.240
6	10:51.420	1:59.790	63.110



SUPERBIKE

Group B Qualifying

Friday, 23 April 2010

DETAILED RESULT

**Qualifying Classification**

Position

**25 113 Corran SMYTH**

Behind **12.851**

Best Time **1:38.650** Best Speed **76.635** On **4** Gp **a**

Lap	Elapsed Time	Lap Time	Lap Speed
1	2:38.358	2:38.358	47.740
2	4:18.740	1:40.382	75.312
3	5:58.150	1:39.410	76.049
4	7:36.800	1:38.650	76.635
5	9:51.375	2:14.575	56.177

**26 104 Daley MATHISON**

Behind **14.159**

Best Time **1:39.958** Best Speed **75.632** On **5** Gp **a**

Lap	Elapsed Time	Lap Time	Lap Speed
1	2:13.145	2:13.145	56.780
2	3:55.112	1:41.967	74.142
3	5:38.301	1:43.189	73.264
4	7:18.981	1:40.680	75.089
5	8:58.939	1:39.958	75.632
6	11:03.088	2:04.149	60.895

# THE ROYAL HOTEL & BRAESIDE COOKSTOWN 10



## SUPERBIKE


### Combined Qualifying

Friday, 23 April 2010

-----Best Time / Qual Laps-----

Pos	Class	No	Name	Session A	Session B	Session C	Session D	Overall Best Time / Speed / Total Qual Laps
1	Open	77	Ryan FARQUHAR	-----	1:25.799	-----	-----	1:25.799 88.113
2	Open	86	Cameron DONALD	1:26.058	-----	-----	-----	1:26.058 87.848
3	Open	36	Michael PEARSON	1:26.487	-----	-----	-----	1:26.487 87.412
4	Open	3	Michael DUNLOP	-----	1:26.968	-----	-----	1:26.968 86.929
5	Open	82	Derek SHEILS	1:27.347	-----	-----	-----	1:27.347 86.551
6	Open	13	Adrian ARCHIBALD	-----	1:27.413	-----	-----	1:27.413 86.486
7	Open	16	John BURROWS	1:27.651	-----	-----	-----	1:27.651 86.251
8	Open	61	John WALSH	-----	1:28.045	-----	-----	1:28.045 85.865
9	Open	6	William DUNLOP	1:28.162	-----	-----	-----	1:28.162 85.751
10	Open	71	Davy MORGAN	-----	1:29.306	-----	-----	1:29.306 84.653
11	Open	133	Olie LINSDELL	-----	1:29.862	-----	-----	1:29.862 84.129
12	Open	65	Michael SWEENEY	1:29.916	-----	-----	-----	1:29.916 84.078
13	Open	101	Brian McCORMACK	-----	1:30.022	-----	-----	1:30.022 83.979
14	Open	111	Damien MULLEADY	-----	1:30.146	-----	-----	1:30.146 83.864
15	Open	38	Gary ROBINSON	1:30.278	-----	-----	-----	1:30.278 83.741
16	Open	99	Andrew COURTNEY	-----	1:30.318	-----	-----	1:30.318 83.704
17	Open	22	Stephen McILVENNA	1:30.384	-----	-----	-----	1:30.384 83.643
18	Open	93	Paul CRANSTON	-----	1:30.818	-----	-----	1:30.818 83.243
19	Open	150	William DAVISON	1:31.006	-----	-----	-----	1:31.006 83.071
20	Open	64	Stephen McKNIGHT	1:31.047	-----	-----	-----	1:31.047 83.034
21	Open	70	Victor GILMORE	1:31.215	-----	-----	-----	1:31.215 82.881
22	Open	39	James REDPATH	-----	1:31.676	-----	-----	1:31.676 82.464
23	Open	23	Michal DOKOUPIL	-----	1:31.748	-----	-----	1:31.748 82.400
24	Open	96	Andy FARRELL	-----	1:31.949	-----	-----	1:31.949 82.219
25	Open	27	James McCANN	-----	1:32.138	-----	-----	1:32.138 82.051
26	Open	73	Derek COSTELLO	-----	1:33.471	-----	-----	1:33.471 80.881
27	Open	51	Darwyn YOUNG	-----	1:33.610	-----	-----	1:33.610 80.761
28	Open	52	Andrew BROWN	1:33.663	-----	-----	-----	1:33.663 80.715
29	Open	128	Wayne HAMILTON	1:33.739	-----	-----	-----	1:33.739 80.649
30	Open	30	Wayne KENNEDY	-----	1:34.097	-----	-----	1:34.097 80.343
31	Open	75	Damien HOWARD	-----	1:34.114	-----	-----	1:34.114 80.328
32	Open	28	Paul GARTLAND	1:34.236	-----	-----	-----	1:34.236 80.224
33	Open	19	Coyles WRIGHT	1:34.328	-----	-----	-----	1:34.328 80.146
34	Open	199	Billy BYRNE	-----	1:34.690	-----	-----	1:34.690 79.839
35	Open	34	Timmy TURTLE	1:34.755	-----	-----	-----	1:34.755 79.785
36	Open	2	Emlyn HUGHES	1:34.761	-----	-----	-----	1:34.761 79.780
37	Open	20	David LUMSDEN	1:35.276	-----	-----	-----	1:35.276 79.348
38	Open	117	Gary MILLER	-----	1:35.508	-----	-----	1:35.508 79.156
39	Open	31	Shaun ANDERSON	-----	1:35.603	-----	-----	1:35.603 79.077
40	Open	32	Myles BYRNE	1:35.755	-----	-----	-----	1:35.755 78.951
41	Open	37	Mike MOULAI	-----	1:37.127	-----	-----	1:37.127 77.836
42	Open	35	Trevor FERGUSON	-----	1:37.526	-----	-----	1:37.526 77.518
43	Open	57	Adrian LOGUE	-----	1:37.877	-----	-----	1:37.877 77.240
44	Open	113	Corran SMYTH	-----	1:38.650	-----	-----	1:38.650 76.635
45	Open	104	Daley MATHISON	-----	1:39.958	-----	-----	1:39.958 75.632

These Results are provisional and are subject to ratification by the Stewards of the Meeting.

Track	<b>Orritor</b>	Signed		Organising Club	<b>Cookstown &amp; District MCC</b>
Length(miles)	<b>2.1000</b>		Chief Timekeeper		
Weather	<b>Sunny</b>				
Track	<b>Dry</b>	Issued At:			



**MCUI**  
Ulster Centre  
Timing  
www.mcui-uc.org.uk



Powered by  
**e-Laps II**  
© 2008  
Walter Marks

ROYAL HOTEL & BRAESIDE COOKSTOWN 100

SUPERBIKE

Orritor 2.100 Miles

R10: R & M Greenkeeper Open Race B

25/04/2010 13:30

Race (6 Laps)

RACE 10 - OPEN B

10	104 A		
9	35 A	57 B	113 C
8			
7	37 A		
6	117 A	31 B	32 C
5	34 A	2 B	20 C
4			
3	199 A		
2	30 A	75 B	28 C
1	73 A POLE POSITION	51 B	52 C



Provisional result subject to confirmation by the Stewards of the Meeting

Orbits

Promoted by Cookstown and District Motorcycle Club

www.amb-it.com

MCUI (Ulster Centre) Timing

www.mylaps.com

view results at [www.elaps-timing.com](http://www.elaps-timing.com)

Licensed to: MCUI

ROYAL HOTEL & BRAESIDE COOKSTOWN 100

SUPERBIKE

Orritor 2.100 Miles

R18: Discount Stores Cookstown 100 Race B

25/04/2010 15:50

Race (6 Laps)

**RACE 18 - COOKSTOWN 100**

10	104 A		
9	37 A	35 B	113 C
8			
7	20 A		
6	199 A	34 B	2 C
5	75 A	28 B	19 C
4			
3	30 A		
2	51 A	52 B	128 C
1	96 A POLE POSITION	27 B	73 C



# THE ROYAL HOTEL & BRAESIDE COOKSTOWN 100

## SUPERBIKE

### Race 10 - R & M Greenkeeper Open B

Saturday, 24 April 2010



Pos	Class	No	Name	Machine / Sponsor	Gp	Laps	Total Time	Behind	Speed	-----Best Lap-----	
										Time	Speed


#### Race Classification

1	Open	75	Damien HOWARD	Yamaha - KBH	a	6	9:14.793		81.760	1:30.305	83.716	5
2	Open	199	Billy BYRNE	Yamaha - T & M Racing	a	6	9:15.949	1.156	81.590	1:30.395	83.633	5
3	Open	2	Emlyn HUGHES	Suzuki - D & G W Racing	b	6	9:18.179	3.386	81.264	1:31.497	82.626	4
4	Open	27	James McCANN	Yamaha 600 - KHL	c	6	9:18.553	3.760	81.210	1:31.375	82.736	2
5	Open	20	David LUMSDEN	Yamaha 600	b	6	9:23.130	8.337	80.550	1:32.426	81.795	2
6	Open	51	Darwyn YOUNG	Yamaha 600	a	6	9:23.914	9.121	80.438	1:32.156	82.035	6
7	Open	35	Trevor FERGUSON	Suzuki	c	6	9:25.293	10.500	80.242	1:32.853	81.419	3
8	Open	34	Timmy TURTLE	Honda 600 - Auto Tech	b	6	9:25.689	10.896	80.185	1:32.808	81.458	5
9	Open	28	Paul GARTLAND	Kawasaki 600 - Auto Tech	a	6	9:26.187	11.394	80.115	1:33.061	81.237	4
10	Open	30	Wayne KENNEDY	Yamaha 600 - GB Racing	a	6	9:26.325	11.532	80.095	1:32.583	81.656	4
11	Open	52	Andrew BROWN	Aprilia - Freeway Lift Services	a	6	9:26.538	11.745	80.065	1:33.103	81.200	2
12	Open	31	Shaun ANDERSON	Suzuki 750 - ARD	b	6	9:29.244	14.451	79.685	1:33.436	80.911	2
13	Open	73	Derek COSTELLO	Yamaha 600	a	6	9:31.001	16.208	79.439	1:33.196	81.119	2
14	Open	32	Myles BYRNE	Yamaha 600 - Step Racing	b	6	9:35.983	21.190	78.752	1:34.522	79.981	2
15	Open	104	Daley MATHISON	Honda 600 - Road Racing Ireland	c	6	9:40.447	25.654	78.147	1:35.180	79.428	5
16	Open	113	Corran SMYTH	Kawasaki - GS Motorcycles/Crazycat	c	6	9:53.842	39.049	76.384	1:37.102	77.856	6
17	Open	37	Mike MOULAI	Ducati	b	6	9:59.900	45.107	75.613	1:36.239	78.554	2
18	Open	57	Adrian LOGUE	Suzuki 750	c	6	10:05.378	50.585	74.928	1:38.450	76.790	6

#### Fastest Lap

Open	75	Damien HOWARD	Yamaha - KBH	a						1:30.305	83.716	5
------	----	---------------	--------------	---	--	--	--	--	--	----------	--------	---

These Results are provisional and are subject to ratification by the Stewards of the Meeting.

Track	<b>Orritor</b>	Signed		Organising Club	<b>Cookstown &amp; District MCC</b>
Length(miles)	<b>2.1000</b>		Chief Timekeeper	Warmup Started	
Weather	<b>Sunny</b>			Race Started	<b>14:26:40.688</b>
Track	<b>Dry</b>	Issued At:	14:38:31	Gp Time Diff - b 10.45 / c 21.72	



MCUI  
Ulster Centre  
Timing  
www.mcui-uc.org.uk



Powered by  
e-Laps II  
© 2008  
Walter Marks



SUPERBIKE

Race 10 - R & M Greenkeeper Open B

Saturday, 24 April 2010

DETAILED RESULT

**Race Classification**

**1** **75 Damien HOWARD**  
 Total Time **9:14.793** Avg Speed **81.760** Behind  
 Best Time **1:30.305** Best Speed **83.716** On **5** Gp **a**

Lap	Elapsed Time	Lap Time	Lap Speed
1	1:39.189	1:39.189	76.218
2	3:11.198	1:32.009	82.166
3	4:42.907	1:31.709	82.435
4	6:14.015	1:31.108	82.978
5	7:44.320	1:30.305	83.716
6	9:14.793	1:30.473	83.561

**2** **199 Billy BYRNE**  
 Total Time **9:15.949** Avg Speed **81.590** Behind **1.156**  
 Best Time **1:30.395** Best Speed **83.633** On **5** Gp **a**

Lap	Elapsed Time	Lap Time	Lap Speed
1	1:38.150	1:38.150	77.025
2	3:10.791	1:32.641	81.605
3	4:42.683	1:31.892	82.270
4	6:14.716	1:32.033	82.144
5	7:45.111	1:30.395	83.633
6	9:15.949	1:30.838	83.225

**3** **2 Emlyn HUGHES**  
 Total Time **9:18.179** Avg Speed **81.264** Behind **3.386**  
 Best Time **1:31.497** Best Speed **82.626** On **4** Gp **b**

Lap	Elapsed Time	Lap Time	Lap Speed
1	1:37.242	1:37.242	77.744
2	3:09.650	1:32.408	81.811
3	4:41.846	1:32.196	81.999
4	6:13.343	1:31.497	82.626
5	7:46.596	1:33.253	81.070
6	9:18.179	1:31.583	82.548

**4** **27 James McCANN**  
 Total Time **9:18.553** Avg Speed **81.210** Behind **3.760**  
 Best Time **1:31.375** Best Speed **82.736** On **2** Gp **c**

Lap	Elapsed Time	Lap Time	Lap Speed
1	1:38.491	1:38.491	76.758
2	3:09.866	1:31.375	82.736
3	4:42.195	1:32.329	81.881
4	6:14.384	1:32.189	82.005
5	7:46.049	1:31.665	82.474
6	9:18.553	1:32.504	81.726

**Race Classification**

**5** **20 David LUMSDEN**  
 Total Time **9:23.130** Avg Speed **80.550** Behind **8.337**  
 Best Time **1:32.426** Best Speed **81.795** On **2** Gp **b**

Lap	Elapsed Time	Lap Time	Lap Speed
1	1:38.604	1:38.604	76.670
2	3:11.030	1:32.426	81.795
3	4:43.725	1:32.695	81.558
4	6:16.868	1:33.143	81.166
5	7:49.695	1:32.827	81.442
6	9:23.130	1:33.435	80.912

**6** **51 Darwyn YOUNG**  
 Total Time **9:23.914** Avg Speed **80.438** Behind **9.121**  
 Best Time **1:32.156** Best Speed **82.035** On **6** Gp **a**

Lap	Elapsed Time	Lap Time	Lap Speed
1	1:40.666	1:40.666	75.100
2	3:13.842	1:33.176	81.137
3	4:46.366	1:32.524	81.709
4	6:19.296	1:32.930	81.352
5	7:51.758	1:32.462	81.763
6	9:23.914	1:32.156	82.035

**7** **35 Trevor FERGUSON**  
 Total Time **9:25.293** Avg Speed **80.242** Behind **10.500**  
 Best Time **1:32.853** Best Speed **81.419** On **3** Gp **c**

Lap	Elapsed Time	Lap Time	Lap Speed
1	1:38.296	1:38.296	76.911
2	3:11.454	1:33.158	81.152
3	4:44.307	1:32.853	81.419
4	6:17.853	1:33.546	80.816
5	7:51.419	1:33.566	80.799
6	9:25.293	1:33.874	80.533

**8** **34 Timmy TURTLE**  
 Total Time **9:25.689** Avg Speed **80.185** Behind **10.896**  
 Best Time **1:32.808** Best Speed **81.458** On **5** Gp **b**

Lap	Elapsed Time	Lap Time	Lap Speed
1	1:39.440	1:39.440	76.026
2	3:12.661	1:33.221	81.098
3	4:46.337	1:33.676	80.704
4	6:19.230	1:32.893	81.384
5	7:52.038	1:32.808	81.458
6	9:25.689	1:33.651	80.725





SUPERBIKE

Race 10 - R & M Greenkeeper Open B

Saturday, 24 April 2010

DETAILED RESULT

**Race Classification**

**9**      **28 Paul GARTLAND**  
 Total Time    **9:26.187** Avg Speed    **80.115** Behind    **11.394**  
 Best Time    **1:33.061** Best Speed    **81.237** On    **4** Gp    **a**

Lap	Elapsed Time	Lap Time	Lap Speed
1	1:39.004	1:39.004	76.361
2	3:12.602	1:33.598	80.771
3	4:45.997	1:33.395	80.947
4	6:19.058	1:33.061	81.237
5	7:52.634	1:33.576	80.790
6	9:26.187	1:33.553	80.810

**10**      **30 Wayne KENNEDY**  
 Total Time    **9:26.325** Avg Speed    **80.095** Behind    **11.532**  
 Best Time    **1:32.583** Best Speed    **81.656** On    **4** Gp    **a**

Lap	Elapsed Time	Lap Time	Lap Speed
1	1:41.104	1:41.104	74.774
2	3:14.080	1:32.976	81.311
3	4:47.449	1:33.369	80.969
4	6:20.032	1:32.583	81.656
5	7:52.779	1:32.747	81.512
6	9:26.325	1:33.546	80.816

**11**      **52 Andrew BROWN**  
 Total Time    **9:26.538** Avg Speed    **80.065** Behind    **11.745**  
 Best Time    **1:33.103** Best Speed    **81.200** On    **2** Gp    **a**

Lap	Elapsed Time	Lap Time	Lap Speed
1	1:39.656	1:39.656	75.861
2	3:12.759	1:33.103	81.200
3	4:46.237	1:33.478	80.875
4	6:19.891	1:33.654	80.723
5	7:53.010	1:33.119	81.186
6	9:26.538	1:33.528	80.831

**12**      **31 Shaun ANDERSON**  
 Total Time    **9:29.244** Avg Speed    **79.685** Behind    **14.451**  
 Best Time    **1:33.436** Best Speed    **80.911** On    **2** Gp    **b**

Lap	Elapsed Time	Lap Time	Lap Speed
1	1:40.015	1:40.015	75.589
2	3:13.451	1:33.436	80.911
3	4:47.465	1:34.014	80.414
4	6:21.082	1:33.617	80.755
5	7:55.365	1:34.283	80.184
6	9:29.244	1:33.879	80.529

**Race Classification**

**13**      **73 Derek COSTELLO**  
 Total Time    **9:31.001** Avg Speed    **79.439** Behind    **16.208**  
 Best Time    **1:33.196** Best Speed    **81.119** On    **2** Gp    **a**

Lap	Elapsed Time	Lap Time	Lap Speed
1	1:40.470	1:40.470	75.246
2	3:13.666	1:33.196	81.119
3	4:48.853	1:35.187	79.423
4	6:23.068	1:34.215	80.242
5	7:56.710	1:33.642	80.733
6	9:31.001	1:34.291	80.177

**14**      **32 Myles BYRNE**  
 Total Time    **9:35.983** Avg Speed    **78.752** Behind    **21.190**  
 Best Time    **1:34.522** Best Speed    **79.981** On    **2** Gp    **b**

Lap	Elapsed Time	Lap Time	Lap Speed
1	1:41.348	1:41.348	74.594
2	3:15.870	1:34.522	79.981
3	4:50.739	1:34.869	79.689
4	6:26.075	1:35.336	79.298
5	8:01.205	1:35.130	79.470
6	9:35.983	1:34.778	79.765

**15**      **104 Daley MATHISON**  
 Total Time    **9:40.447** Avg Speed    **78.147** Behind    **25.654**  
 Best Time    **1:35.180** Best Speed    **79.428** On    **5** Gp    **c**

Lap	Elapsed Time	Lap Time	Lap Speed
1	1:41.655	1:41.655	74.369
2	3:17.982	1:36.327	78.483
3	4:54.437	1:36.455	78.379
4	6:29.918	1:35.481	79.178
5	8:05.098	1:35.180	79.428
6	9:40.447	1:35.349	79.288

**16**      **113 Corran SMYTH**  
 Total Time    **9:53.842** Avg Speed    **76.384** Behind    **39.049**  
 Best Time    **1:37.102** Best Speed    **77.856** On    **6** Gp    **c**

Lap	Elapsed Time	Lap Time	Lap Speed
1	1:43.455	1:43.455	73.075
2	3:21.730	1:38.275	76.927
3	5:00.664	1:38.934	76.415
4	6:38.370	1:37.706	77.375
5	8:16.740	1:38.370	76.853
6	9:53.842	1:37.102	77.856





SUPERBIKE

Race 10 - R & M Greenkeeper Open B

Saturday, 24 April 2010

DETAILED RESULT

**Race Classification**

**17 37 Mike MOULAI**

Total Time **9:59.900** Avg Speed **75.613** Behind **45.107**

Best Time **1:36.239** Best Speed **78.554** On **2** Gp **b**

Lap	Elapsed Time	Lap Time	Lap Speed
1	1:43.168	1:43.168	73.279
2	3:19.407	1:36.239	78.554
3	5:08.040	1:48.633	69.592
4	6:45.452	1:37.412	77.609
5	8:22.714	1:37.262	77.728
6	9:59.900	1:37.186	77.789

**18 57 Adrian LOGUE**

Total Time **10:05.378** Avg Speed **74.928** Behind **50.585**

Best Time **1:38.450** Best Speed **76.790** On **6** Gp **c**


Lap	Elapsed Time	Lap Time	Lap Speed
1	1:46.285	1:46.285	71.130
2	3:26.545	1:40.260	75.404
3	5:08.335	1:41.790	74.271
4	6:47.872	1:39.537	75.952
5	8:26.928	1:39.056	76.320
6	10:05.378	1:38.450	76.790

# THE ROYAL HOTEL & BRAESIDE COOKSTOWN 100

## SUPERBIKE

### Race 10 - R & M Greenkeeper Open B

## LAP CHART



1					3					5				
No	Name	G	Elapsed Time	Lap Time	No	Name	G	Elapsed Time	Lap Time	No	Name	G	Elapsed Time	Lap Time
2	Emlyn HUGHES	b	1:37.242	1:37.242	2	Emlyn HUGHES	b	4:41.846	1:32.196	75	Damien HOWARD	a	7:44.320	1:30.305
199	Billy BYRNE	a	1:38.150	1:38.150	27	James McCANN	c	4:42.195	1:32.329	199	Billy BYRNE	a	7:45.111	1:30.395
35	Trevor FERGUSON	c	1:38.296	1:38.296	199	Billy BYRNE	a	4:42.683	1:31.892	27	James McCANN	c	7:46.049	1:31.665
27	James McCANN	c	1:38.491	1:38.491	75	Damien HOWARD	a	4:42.907	1:31.709	2	Emlyn HUGHES	b	7:46.596	1:33.253
20	David LUMSDEN	b	1:38.604	1:38.604	20	David LUMSDEN	b	4:43.725	1:32.695	20	David LUMSDEN	b	7:49.695	1:32.827
28	Paul GARTLAND	a	1:39.004	1:39.004	35	Trevor FERGUSON	c	4:44.307	1:32.853	35	Trevor FERGUSON	c	7:51.419	1:33.566
75	Damien HOWARD	a	1:39.189	1:39.189	28	Paul GARTLAND	a	4:45.997	1:33.395	51	Darwyn YOUNG	a	7:51.758	1:32.462
34	Timmy TURTLE	b	1:39.440	1:39.440	52	Andrew BROWN	a	4:46.237	1:33.478	34	Timmy TURTLE	b	7:52.038	1:32.808
52	Andrew BROWN	a	1:39.656	1:39.656	34	Timmy TURTLE	b	4:46.337	1:33.676	28	Paul GARTLAND	a	7:52.634	1:33.576
31	Shaun ANDERSON	b	1:40.015	1:40.015	51	Darwyn YOUNG	a	4:46.366	1:32.524	30	Wayne KENNEDY	a	7:52.779	1:32.747
73	Derek COSTELLO	a	1:40.470	1:40.470	30	Wayne KENNEDY	a	4:47.449	1:33.369	52	Andrew BROWN	a	7:53.010	1:33.119
51	Darwyn YOUNG	a	1:40.666	1:40.666	31	Shaun ANDERSON	b	4:47.465	1:34.014	31	Shaun ANDERSON	b	7:55.365	1:34.283
30	Wayne KENNEDY	a	1:41.104	1:41.104	73	Derek COSTELLO	a	4:48.853	1:35.187	73	Derek COSTELLO	a	7:56.710	1:33.642
32	Myles BYRNE	b	1:41.348	1:41.348	32	Myles BYRNE	b	4:50.739	1:34.869	32	Myles BYRNE	b	8:01.205	1:35.130
104	Daley MATHISON	c	1:41.655	1:41.655	104	Daley MATHISON	c	4:54.437	1:36.455	104	Daley MATHISON	c	8:05.098	1:35.180
37	Mike MOULAI	b	1:43.168	1:43.168	113	Corran SMYTH	c	5:00.664	1:38.934	113	Corran SMYTH	c	8:16.740	1:38.370
113	Corran SMYTH	c	1:43.455	1:43.455	37	Mike MOULAI	b	5:08.040	1:48.633	37	Mike MOULAI	b	8:22.714	1:37.262
57	Adrian LOGUE	c	1:46.285	1:46.285	57	Adrian LOGUE	c	5:08.335	1:41.790	57	Adrian LOGUE	c	8:26.928	1:39.056

2					4					6				
No	Name	G	Elapsed Time	Lap Time	No	Name	G	Elapsed Time	Lap Time	No	Name	G	Elapsed Time	Lap Time
2	Emlyn HUGHES	b	3:09.650	1:32.408	2	Emlyn HUGHES	b	6:13.343	1:31.497	75	Damien HOWARD	a	9:14.793	1:30.473
27	James McCANN	c	3:09.866	1:31.375	75	Damien HOWARD	a	6:14.015	1:31.108	199	Billy BYRNE	a	9:15.949	1:30.838
199	Billy BYRNE	a	3:10.791	1:32.641	27	James McCANN	c	6:14.384	1:32.189	2	Emlyn HUGHES	b	9:18.179	1:31.583
20	David LUMSDEN	b	3:11.030	1:32.426	199	Billy BYRNE	a	6:14.716	1:32.033	27	James McCANN	c	9:18.553	1:32.504
75	Damien HOWARD	a	3:11.198	1:32.009	20	David LUMSDEN	b	6:16.868	1:33.143	20	David LUMSDEN	b	9:23.130	1:33.435
35	Trevor FERGUSON	c	3:11.454	1:33.158	35	Trevor FERGUSON	c	6:17.853	1:33.546	51	Darwyn YOUNG	a	9:23.914	1:32.156
28	Paul GARTLAND	a	3:12.602	1:33.598	28	Paul GARTLAND	a	6:19.058	1:33.061	35	Trevor FERGUSON	c	9:25.293	1:33.874
34	Timmy TURTLE	b	3:12.661	1:33.221	34	Timmy TURTLE	b	6:19.230	1:32.893	34	Timmy TURTLE	b	9:25.689	1:33.651
52	Andrew BROWN	a	3:12.759	1:33.103	51	Darwyn YOUNG	a	6:19.296	1:32.930	28	Paul GARTLAND	a	9:26.187	1:33.553
31	Shaun ANDERSON	b	3:13.451	1:33.436	52	Andrew BROWN	a	6:19.891	1:33.654	30	Wayne KENNEDY	a	9:26.325	1:33.546
73	Derek COSTELLO	a	3:13.666	1:33.196	30	Wayne KENNEDY	a	6:20.032	1:32.583	52	Andrew BROWN	a	9:26.538	1:33.528
51	Darwyn YOUNG	a	3:13.842	1:33.176	31	Shaun ANDERSON	b	6:21.082	1:33.617	31	Shaun ANDERSON	b	9:29.244	1:33.879
30	Wayne KENNEDY	a	3:14.080	1:32.976	73	Derek COSTELLO	a	6:23.068	1:34.215	73	Derek COSTELLO	a	9:31.001	1:34.291
32	Myles BYRNE	b	3:15.870	1:34.522	32	Myles BYRNE	b	6:26.075	1:35.336	32	Myles BYRNE	b	9:35.983	1:34.778
104	Daley MATHISON	c	3:17.982	1:36.327	104	Daley MATHISON	c	6:29.918	1:35.481	104	Daley MATHISON	c	9:40.447	1:35.349
37	Mike MOULAI	b	3:19.407	1:36.239	113	Corran SMYTH	c	6:38.370	1:37.706	113	Corran SMYTH	c	9:53.842	1:37.102
113	Corran SMYTH	c	3:21.730	1:38.275	37	Mike MOULAI	b	6:45.452	1:37.412	37	Mike MOULAI	b	9:59.900	1:37.186
57	Adrian LOGUE	c	3:26.545	1:40.260	57	Adrian LOGUE	c	6:47.872	1:39.537	57	Adrian LOGUE	c	10:05.378	1:38.450

# THE ROYAL HOTEL & BRAESIDE COOKSTOWN 100



## SUPERBIKE

### Race 18 - Discount Stores Cookstown 100 B

Saturday, 24 April 2010

-----Best Lap-----  
 Pos Class No Name Machine / Sponsor Gp Laps Total Time Behind Speed Time Speed On

#### Race Classification

1	Open	27	James McCANN	Yamaha 600 - KHL	a	3	4:39.670		81.096	1:31.776	82.374	3
2	Open	2	Emlyn HUGHES	Suzuki - D & G W Racing	b	3	4:41.737	2.067	80.501	1:31.161	82.930	3
3	Open	199	Billy BYRNE	Yamaha - T & M Racing	b	3	4:42.497	2.827	80.284	1:32.200	81.996	3
4	Open	28	Paul GARTLAND	Kawasaki 600 - Auto Tech	b	3	4:43.858	4.188	79.899	1:32.239	81.961	3
5	Open	128	Wayne HAMILTON	Yamaha 600 - Track Day Tools	a	3	4:44.785	5.115	79.639	1:32.085	82.098	3
6	Open	52	Andrew BROWN	Aprilia - Freeway Lift Services	a	3	4:46.095	6.425	79.274	1:32.970	81.317	2
7	Open	34	Timmy TURTLE	Honda 600 - Auto Tech	b	3	4:48.309	8.639	78.666	1:33.672	80.707	2
8	Open	30	Wayne KENNEDY	Yamaha 600 - GB Racing	a	3	4:48.363	8.693	78.651	1:33.490	80.864	3
9	Open	73	Derek COSTELLO	Yamaha 600	a	3	4:48.595	8.925	78.588	1:34.040	80.391	3
10	Open	51	Darwyn YOUNG	Yamaha 600	a	3	4:48.808	9.138	78.530	1:33.713	80.672	3
11	Open	20	David LUMSDEN	Yamaha 600	b	3	4:49.248	9.578	78.410	1:32.783	81.480	2
12	Open	35	Trevor FERGUSON	Suzuki	c	3	4:49.629	9.959	78.307	1:33.132	81.175	3
13	Open	117	Gary MILLER	Suzuki 750	c	3	4:53.424	13.754	77.294	1:35.321	79.311	3
14	Open	37	Mike MOULAI	Ducati	c	3	4:54.684	15.014	76.964	1:35.603	79.077	3
15	Open	113	Corran SMYTH	Kawasaki - GS Motorcycles/Crazycat	c	3	4:59.181	19.511	75.807	1:37.309	77.691	2


#### Fastest Lap

Open	2	Emlyn HUGHES	Suzuki - D & G W Racing	b						1:31.161	82.930	3
------	---	--------------	-------------------------	---	--	--	--	--	--	----------	--------	---

#### Not Classified

<b>DNF</b>	Open	75	Damien HOWARD	Yamaha - KBH	b	3	4:49.491	9.821	78.344	1:32.928	81.353	2
<b>DNF</b>	Open	19	Coyles WRIGHT	Suzuki - CW Racing	b	2	3:11.813	1 Lap	78.827	1:32.622	81.622	2

These Results are provisional and are subject to ratification by the Stewards of the Meeting.

Track	<b>Orritor</b>	Signed		Organising Club	<b>Cookstown &amp; District MCC</b>
Length(miles)	<b>2.1000</b>		Chief Timekeeper	Warmup Started	
Weather	<b>Sunny</b>			Race Started	<b>17:21:52.534</b>
Track	<b>Dry</b>	Issued At:	17:32:03	<b>Gp Time Diff - b 10.19 / c 20.65</b>	



Powered by  
**e-Laps II**  
 © 2008  
 Walter Marks



SUPERBIKE

Race 18 - Discount Stores Cookstown 100 B

Saturday, 24 April 2010

DETAILED RESULT

**Race Classification**

**1 27 James McCANN**

Total Time **4:39.670** Avg Speed **81.096** Behind  
Best Time **1:31.776** Best Speed **82.374** On **3** Gp **a**

Lap	Elapsed Time	Lap Time	Lap Speed
1	1:35.918	1:35.918	78.817
2	3:07.894	1:31.976	82.195
3	4:39.670	1:31.776	82.374

**2 2 Emlyn HUGHES**

Total Time **4:41.737** Avg Speed **80.501** Behind **2.067**  
Best Time **1:31.161** Best Speed **82.930** On **3** Gp **b**

Lap	Elapsed Time	Lap Time	Lap Speed
1	1:38.066	1:38.066	77.091
2	3:10.576	1:32.510	81.721
3	4:41.737	1:31.161	82.930

**3 199 Billy BYRNE**

Total Time **4:42.497** Avg Speed **80.284** Behind **2.827**  
Best Time **1:32.200** Best Speed **81.996** On **3** Gp **b**

Lap	Elapsed Time	Lap Time	Lap Speed
1	1:37.209	1:37.209	77.771
2	3:10.297	1:33.088	81.213
3	4:42.497	1:32.200	81.996

**4 28 Paul GARTLAND**

Total Time **4:43.858** Avg Speed **79.899** Behind **4.188**  
Best Time **1:32.239** Best Speed **81.961** On **3** Gp **b**

Lap	Elapsed Time	Lap Time	Lap Speed
1	1:39.040	1:39.040	76.333
2	3:11.619	1:32.579	81.660
3	4:43.858	1:32.239	81.961

**5 128 Wayne HAMILTON**

Total Time **4:44.785** Avg Speed **79.639** Behind **5.115**  
Best Time **1:32.085** Best Speed **82.098** On **3** Gp **a**

Lap	Elapsed Time	Lap Time	Lap Speed
1	1:39.680	1:39.680	75.843
2	3:12.700	1:33.020	81.273
3	4:44.785	1:32.085	82.098

**Race Classification**

**6 52 Andrew BROWN**

Total Time **4:46.095** Avg Speed **79.274** Behind **6.425**  
Best Time **1:32.970** Best Speed **81.317** On **2** Gp **a**

Lap	Elapsed Time	Lap Time	Lap Speed
1	1:39.384	1:39.384	76.069
2	3:12.354	1:32.970	81.317
3	4:46.095	1:33.741	80.648

**7 34 Timmy TURTLE**

Total Time **4:48.309** Avg Speed **78.666** Behind **8.639**  
Best Time **1:33.672** Best Speed **80.707** On **2** Gp **b**

Lap	Elapsed Time	Lap Time	Lap Speed
1	1:39.736	1:39.736	75.800
2	3:13.408	1:33.672	80.707
3	4:48.309	1:34.901	79.662

**8 30 Wayne KENNEDY**

Total Time **4:48.363** Avg Speed **78.651** Behind **8.693**  
Best Time **1:33.490** Best Speed **80.864** On **3** Gp **a**

Lap	Elapsed Time	Lap Time	Lap Speed
1	1:39.983	1:39.983	75.613
2	3:14.873	1:34.890	79.671
3	4:48.363	1:33.490	80.864

**9 73 Derek COSTELLO**

Total Time **4:48.595** Avg Speed **78.588** Behind **8.925**  
Best Time **1:34.040** Best Speed **80.391** On **3** Gp **a**


Lap	Elapsed Time	Lap Time	Lap Speed
1	1:39.252	1:39.252	76.170
2	3:14.555	1:35.303	79.326
3	4:48.595	1:34.040	80.391

**10 51 Darwyn YOUNG**

Total Time **4:48.808** Avg Speed **78.530** Behind **9.138**  
Best Time **1:33.713** Best Speed **80.672** On **3** Gp **a**

Lap	Elapsed Time	Lap Time	Lap Speed
1	1:40.288	1:40.288	75.383
2	3:15.095	1:34.807	79.741
3	4:48.808	1:33.713	80.672





SUPERBIKE

Race 18 - Discount Stores Cookstown 100 B

Saturday, 24 April 2010

DETAILED RESULT

**Race Classification**

**11**      **20 David LUMSDEN**  
 Total Time    **4:49.248** Avg Speed    **78.410** Behind    **9.578**  
 Best Time    **1:32.783** Best Speed    **81.480** On    **2** Gp    **b**

Lap	Elapsed Time	Lap Time	Lap Speed
1	1:41.710	1:41.710	74.329
2	3:14.493	1:32.783	81.480
3	4:49.248	1:34.755	79.785

**12**      **35 Trevor FERGUSON**  
 Total Time    **4:49.629** Avg Speed    **78.307** Behind    **9.959**  
 Best Time    **1:33.132** Best Speed    **81.175** On    **3** Gp    **c**

Lap	Elapsed Time	Lap Time	Lap Speed
1	1:42.122	1:42.122	74.029
2	3:16.497	1:34.375	80.106
3	4:49.629	1:33.132	81.175

**13**      **117 Gary MILLER**  
 Total Time    **4:53.424** Avg Speed    **77.294** Behind    **13.754**  
 Best Time    **1:35.321** Best Speed    **79.311** On    **3** Gp    **c**

Lap	Elapsed Time	Lap Time	Lap Speed
1	1:41.832	1:41.832	74.240
2	3:18.103	1:36.271	78.528
3	4:53.424	1:35.321	79.311

**14**      **37 Mike MOULAI**  
 Total Time    **4:54.684** Avg Speed    **76.964** Behind    **15.014**  
 Best Time    **1:35.603** Best Speed    **79.077** On    **3** Gp    **c**

Lap	Elapsed Time	Lap Time	Lap Speed
1	1:42.740	1:42.740	73.584
2	3:19.081	1:36.341	78.471
3	4:54.684	1:35.603	79.077

**15**      **113 Corran SMYTH**  
 Total Time    **4:59.181** Avg Speed    **75.807** Behind    **19.511**  
 Best Time    **1:37.309** Best Speed    **77.691** On    **2** Gp    **c**

Lap	Elapsed Time	Lap Time	Lap Speed
1	1:43.940	1:43.940	72.734
2	3:21.249	1:37.309	77.691
3	4:59.181	1:37.932	77.196

**Not Classified**

**DNF**      **75 Damien HOWARD**  
 Total Time    **4:49.491** Avg Speed    **78.344** Behind    **9.821**  
 Best Time    **1:32.928** Best Speed    **81.353** On    **2** Gp    **b**

Lap	Elapsed Time	Lap Time	Lap Speed
1	1:40.770	1:40.770	75.022
2	3:13.698	1:32.928	81.353
3	4:49.491	1:35.793	78.920

**DNF**      **19 Coyles WRIGHT**  
 Total Time    **3:11.813** Avg Speed    **78.827** Behind    **1 Lap**  
 Best Time    **1:32.622** Best Speed    **81.622** On    **2** Gp    **b**

Lap	Elapsed Time	Lap Time	Lap Speed
1	1:39.191	1:39.191	76.217
2	3:11.813	1:32.622	81.622

**Not Classified**



MCUI  
 Ulster Centre  
 Timing  
 www.mcui-uc.org.uk



Powered by  
**e-Laps II**  
 © 2008  
 Walter Marks

# THE ROYAL HOTEL & BRAESIDE COOKSTOWN 100

## SUPERBIKE

### Race 18 - Discount Stores Cookstown 100 B

## LAP CHART

**1**

No	Name	G	Elapsed Time	Lap Time
27	James McCANN	a	1:35.918	1:35.918
199	Billy BYRNE	b	1:37.209	1:37.209
2	Emlyn HUGHES	b	1:38.066	1:38.066
28	Paul GARTLAND	b	1:39.040	1:39.040
19	Coyles WRIGHT	b	1:39.191	1:39.191
73	Derek COSTELLO	a	1:39.252	1:39.252
52	Andrew BROWN	a	1:39.384	1:39.384
128	Wayne HAMILTON	a	1:39.680	1:39.680
34	Timmy TURTLE	b	1:39.736	1:39.736
30	Wayne KENNEDY	a	1:39.983	1:39.983
51	Darwyn YOUNG	a	1:40.288	1:40.288
75	Damien HOWARD	b	1:40.770	1:40.770
20	David LUMSDEN	b	1:41.710	1:41.710
117	Gary MILLER	c	1:41.832	1:41.832
35	Trevor FERGUSON	c	1:42.122	1:42.122
37	Mike MOULAI	c	1:42.740	1:42.740
113	Corran SMYTH	c	1:43.940	1:43.940

**2**

No	Name	G	Elapsed Time	Lap Time
27	James McCANN	a	3:07.894	1:31.976
199	Billy BYRNE	b	3:10.297	1:33.088
2	Emlyn HUGHES	b	3:10.576	1:32.510
28	Paul GARTLAND	b	3:11.619	1:32.579
19	Coyles WRIGHT	b	3:11.813	1:32.622
52	Andrew BROWN	a	3:12.354	1:32.970
128	Wayne HAMILTON	a	3:12.700	1:33.020
34	Timmy TURTLE	b	3:13.408	1:33.672
75	Damien HOWARD	b	3:13.698	1:32.928
20	David LUMSDEN	b	3:14.493	1:32.783
73	Derek COSTELLO	a	3:14.555	1:35.303
30	Wayne KENNEDY	a	3:14.873	1:34.890
51	Darwyn YOUNG	a	3:15.095	1:34.807
35	Trevor FERGUSON	c	3:16.497	1:34.375
117	Gary MILLER	c	3:18.103	1:36.271
37	Mike MOULAI	c	3:19.081	1:36.341
113	Corran SMYTH	c	3:21.249	1:37.309

**3**

No	Name	G	Elapsed Time	Lap Time
27	James McCANN	a	4:39.670	1:31.776
2	Emlyn HUGHES	b	4:41.737	1:31.161
199	Billy BYRNE	b	4:42.497	1:32.200
28	Paul GARTLAND	b	4:43.858	1:32.239
128	Wayne HAMILTON	a	4:44.785	1:32.085
52	Andrew BROWN	a	4:46.095	1:33.741
34	Timmy TURTLE	b	4:48.309	1:34.901
30	Wayne KENNEDY	a	4:48.363	1:33.490
73	Derek COSTELLO	a	4:48.595	1:34.040
51	Darwyn YOUNG	a	4:48.808	1:33.713
20	David LUMSDEN	b	4:49.248	1:34.755
75	Damien HOWARD	b	4:49.491	1:35.793
35	Trevor FERGUSON	c	4:49.629	1:33.132
117	Gary MILLER	c	4:53.424	1:35.321
37	Mike MOULAI	c	4:54.684	1:35.603
113	Corran SMYTH	c	4:59.181	1:37.932