



Royal Hotel
& BRAESIDE


COOKSTOWN 100

Friday 23rd & Saturday 24th April 2010

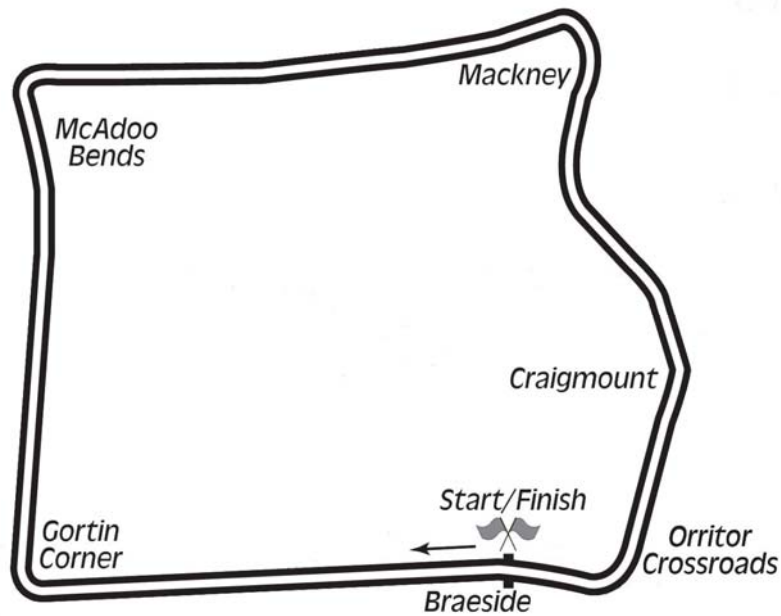
promoted by Cookstown & District MCC
www.cookstown100.com



CLASSIC 500cc / 1000cc



Orritor Circuit 2.1 miles



LAP RECORDS

Class	Rider	Machine	m s	mph	Year
125cc	Darran Lindsay	Honda	1 34.778	79.765	2005
250cc	William Dunlop	Honda	1 29.658	84.320	2009
Supersport 400	Ryan Farquhar	Kawasaki	1 36.97	77.962	2003
Supertwins	Ryan Farquhar	Kawasaki 650	1 34.182	80.270	2009
Supersport	Keith Amor	Honda	1 25.144	88.791	2009
Open 1000cc	Keith Amor	Honda	1 23.378	90.671	2009
Senior Support	Gary Robinson	Yamaha 600	1 29.956	84.041	2007
Junior Support	Michael Dunlop	Yamaha 250	1 36.181	78.602	2006
Classic 1000cc	Wattie Brown	Norton 920	1 40.273	75.394	2006
Classic 500cc	Colin Rodgers	Honda	1 42.787	73.550	2004
Classic 350cc	Paul Coward	Honda	1 43.421	73.099	2004
Classic 250cc	Geoff McMullan	Suzuki	1 47.294	70.461	2006

MOST WINS at COOKSTOWN 100

Ray McCullough	14	1967 - 79
Ryan Farquhar	13	1996 - 09
Joey Dunlop	11	1977 - 98
Robert Dunlop	11	1985 - 08
Phillip McCallen	10	1987 - 96
Courtney Junk	8	1974 - 83
Mervyn Elwood	8	1987 - 97

ALL TIME IRISH ROAD RACE WINNERS (after Killalane 2009)

Most Wins at All Irish Road Race Meetings			Most Wins at Irish National Road Race Meetings		
1. Joey Dunlop	156	1971-00	1. Ryan Farquhar	121	1995-09
2. Robert Dunlop	135	1980-08	2. Joey Dunlop	119	1971-00
3. Ryan Farquhar	130	1995-09	3. Robert Dunlop	111	1980-08
4. Ray McCullough	109	1960-82	4. Ray McCullough	99	1960-82
5. Phillip McCallen	109	1987-99	5. Phillip McCallen	84	1987-99

THE ROYAL HOTEL & BRAESIDE COOKSTOWN 100

CLASSIC 500cc/1000cc


Qualifying

Friday, 23 April 2010



Pos	Class	No	Name	Machine / Sponsor	----- Best Lap -----			Laps	
					Time	Behind	Speed		
Qualifying Classification									
1	C500	36	Neill McWHIRTER	Manx Norton 500 - ATH	1:41.949		74.155	4	6
2	C1000	101	Robert McCURM	Weslake 950 - ATH	1:44.792	2.843	72.143	4	6
3	C1000	67	Mark McGAW	Seeley Weslake 850	1:45.153	3.204	71.895	3	6
4	C500	61	Wattie BROWN	Petty Norton 500	1:45.254	3.305	71.826	4	6
5	C1000	12	Richard FORD	Norton 920	1:45.311	3.362	71.787	5	6
6	C500	57	Stuart GARTON	BSA Goldstar 500	1:46.748	4.799	70.821	5	6
7	C500	4	Billy LYLE	Drixton Honda 500 - Cairnduff	1:48.457	6.508	69.705	4	6
8	C500	50	Gary JAMISON	Honda 500	1:48.628	6.679	69.595	3	6
9	C500	56	Alex CONROY	Honda 496	1:49.437	7.488	69.081	4	5
10	C500	105	Steve LINSDELL	Seeley Bullet 500 - Flitwick Motorcycles	1:49.802	7.853	68.851	5	6
11	C500	8	Allan BREW	Seeley G50 496 - Mike & Dawn Jacobs	1:51.664	9.715	67.703	2	6
12	C500	59	Anthony AMBLER	Drixton Honda 500	1:52.945	10.996	66.935	2	6
13	C500	2	Freddie STEWART	Seeley Weslake 500	1:53.804	11.855	66.430	2	3
14	C500	40	Barry DAVIDSON	Honda 351 - Manly	1:55.176	13.227	65.639	5	5
15	C500	43	Alex McVICKER	Honda 500	1:56.595	14.646	64.840	5	6
16	C500	5	John JONES	Seeley Matchless 496	1:58.521	16.572	63.786	5	5
17	C500	45	Les CROSS	Seeley G50 496	1:58.655	16.706	63.714	5	6
18	C500	20	Gary HUTTON	Seeley 500	1:59.625	17.676	63.197	2	3
19	C500	52	Michael THOMAS	Honda 500	2:21.134	39.185	53.566	3	5

These Results are provisional and are subject to ratification by the Stewards of the Meeting.

Track	Orritor	Signed		Organising Club	Cookstown & District MCC
Length(miles)	2.1000		Chief Timekeeper	Qualifying Started	16:59:24.152
Weather	Sunny	Issued At:	17:14:57		
Track	Dry				



MCUI
Ulster Centre
Timing
www.mcui-uc.org.uk



Powered by
e-Laps II
© 2008
Walter Marks



CLASSIC 500cc/1000cc

Qualifying

Friday, 23 April 2010

DETAILED RESULT

Qualifying Classification

Position

1 36 Neill McWHIRTER

Behind

Best Time **1:41.949** Best Speed **74.155** On **4** Gp **a**

Lap	Elapsed Time	Lap Time	Lap Speed
1	2:45.417	2:45.417	45.703
2	4:35.503	1:50.086	68.674
3	6:19.249	1:43.746	72.870
4	8:01.198	1:41.949	74.155
5	9:45.210	1:44.012	72.684
6	11:42.391	1:57.181	64.516

2 101 Robert McCRUM

Behind **2.843**

Best Time **1:44.792** Best Speed **72.143** On **4** Gp **a**

Lap	Elapsed Time	Lap Time	Lap Speed
1	2:44.574	2:44.574	45.937
2	4:35.178	1:50.604	68.352
3	6:20.452	1:45.274	71.813
4	8:05.244	1:44.792	72.143
5	9:50.380	1:45.136	71.907
6	11:55.287	2:04.907	60.525

3 67 Mark McGAW

Behind **3.204**

Best Time **1:45.153** Best Speed **71.895** On **3** Gp **a**

Lap	Elapsed Time	Lap Time	Lap Speed
1	2:28.663	2:28.663	50.853
2	4:15.605	1:46.942	70.693
3	6:00.758	1:45.153	71.895
4	7:46.280	1:45.522	71.644
5	9:31.994	1:45.714	71.514
6	11:43.329	2:11.335	57.563

4 61 Wattie BROWN

Behind **3.305**

Best Time **1:45.254** Best Speed **71.826** On **4** Gp **a**

Lap	Elapsed Time	Lap Time	Lap Speed
1	2:12.412	2:12.412	57.095
2	3:58.489	1:46.077	71.269
3	5:43.761	1:45.272	71.814
4	7:29.015	1:45.254	71.826
5	9:15.233	1:46.218	71.174
6	11:04.139	1:48.906	69.418

Qualifying Classification

Position

5 12 Richard FORD

Behind **3.362**

Best Time **1:45.311** Best Speed **71.787** On **5** Gp **a**

Lap	Elapsed Time	Lap Time	Lap Speed
1	2:45.036	2:45.036	45.808
2	4:35.868	1:50.832	68.211
3	6:22.728	1:46.860	70.747
4	8:09.714	1:46.986	70.663
5	9:55.025	1:45.311	71.787
6	12:08.121	2:13.096	56.801

6 57 Stuart GARTON

Behind **4.799**

Best Time **1:46.748** Best Speed **70.821** On **5** Gp **a**

Lap	Elapsed Time	Lap Time	Lap Speed
1	2:07.363	2:07.363	59.358
2	3:59.379	1:52.016	67.490
3	5:48.753	1:49.374	69.121
4	7:38.164	1:49.411	69.097
5	9:24.912	1:46.748	70.821
6	11:18.964	1:54.052	66.286

7 4 Billy LYLE

Behind **6.508**

Best Time **1:48.457** Best Speed **69.705** On **4** Gp **a**

Lap	Elapsed Time	Lap Time	Lap Speed
1	2:16.227	2:16.227	55.496
2	4:08.393	1:52.166	67.400
3	5:58.291	1:49.898	68.791
4	7:46.748	1:48.457	69.705
5	9:36.390	1:49.642	68.952
6	11:30.996	1:54.606	65.965

8 50 Gary JAMISON

Behind **6.679**

Best Time **1:48.628** Best Speed **69.595** On **3** Gp **a**

Lap	Elapsed Time	Lap Time	Lap Speed
1	3:09.365	3:09.365	39.923
2	4:59.534	1:50.169	68.622
3	6:48.162	1:48.628	69.595
4	8:42.991	1:54.829	65.837
5	10:35.322	1:52.331	67.301
6	13:13.598	2:38.276	47.765



CLASSIC 500cc/1000cc

Qualifying

Friday, 23 April 2010

DETAILED RESULT

Qualifying Classification

Position

9 56 Alex CONROY

Behind 7.488

Best Time 1:49.437 Best Speed 69.081 On 4 Gp a

Lap	Elapsed Time	Lap Time	Lap Speed
1	2:04.866	2:04.866	60.545
2	3:56.646	1:51.780	67.633
3	5:48.082	1:51.436	67.842
4	7:37.519	1:49.437	69.081
5	9:36.511	1:58.992	63.534

10 105 Steve LINSDELL

Behind 7.853

Best Time 1:49.802 Best Speed 68.851 On 5 Gp a

Lap	Elapsed Time	Lap Time	Lap Speed
1	2:37.750	2:37.750	47.924
2	4:28.466	1:50.716	68.283
3	6:18.873	1:50.407	68.474
4	8:09.379	1:50.506	68.413
5	9:59.181	1:49.802	68.851
6	12:09.800	2:10.619	57.878

11 8 Allan BREW

Behind 9.715

Best Time 1:51.664 Best Speed 67.703 On 2 Gp a

Lap	Elapsed Time	Lap Time	Lap Speed
1	2:26.810	2:26.810	51.495
2	4:18.474	1:51.664	67.703
3	6:12.344	1:53.870	66.391
4	8:09.027	1:56.683	64.791
5	10:05.114	1:56.087	65.124
6	12:16.470	2:11.356	57.554

12 59 Anthony AMBLER

Behind 10.996

Best Time 1:52.945 Best Speed 66.935 On 2 Gp a

Lap	Elapsed Time	Lap Time	Lap Speed
1	2:15.213	2:15.213	55.912
2	4:08.158	1:52.945	66.935
3	6:01.511	1:53.353	66.694
4	7:55.245	1:53.734	66.471
5	9:50.059	1:54.814	65.846
6	12:05.585	2:15.526	55.783

Qualifying Classification

Position

13 2 Freddie STEWART

Behind 11.855

Best Time 1:53.804 Best Speed 66.430 On 2 Gp a

Lap	Elapsed Time	Lap Time	Lap Speed
1	2:08.169	2:08.169	58.985
2	4:01.973	1:53.804	66.430
3	6:03.884	2:01.911	62.012

14 40 Barry DAVIDSON

Behind 13.227

Best Time 1:55.176 Best Speed 65.639 On 5 Gp a

Lap	Elapsed Time	Lap Time	Lap Speed
1	2:39.394	2:39.394	47.430
2	4:42.635	2:03.241	61.343
3	6:40.062	1:57.427	64.380
4	8:37.865	1:57.803	64.175
5	10:33.041	1:55.176	65.639

15 43 Alex McVICKER

Behind 14.646

Best Time 1:56.595 Best Speed 64.840 On 5 Gp a

Lap	Elapsed Time	Lap Time	Lap Speed
1	2:42.829	2:42.829	46.429
2	4:43.306	2:00.477	62.751
3	6:40.981	1:57.675	64.245
4	8:39.672	1:58.691	63.695
5	10:36.267	1:56.595	64.840
6	13:14.286	2:38.019	47.842

16 5 John JONES

Behind 16.572

Best Time 1:58.521 Best Speed 63.786 On 5 Gp a

Lap	Elapsed Time	Lap Time	Lap Speed
1	3:10.746	3:10.746	39.634
2	5:13.536	2:02.790	61.569
3	7:16.000	2:02.464	61.732
4	9:15.094	1:59.094	63.479
5	11:13.615	1:58.521	63.786





Qualifying Classification

Position

17 45 Les CROSS

Behind **16.706**

Best Time **1:58.655** Best Speed **63.714** On **5** Gp **a**

Lap	Elapsed Time	Lap Time	Lap Speed
1	2:43.427	2:43.427	46.259
2	4:46.815	2:03.388	61.270
3	6:47.014	2:00.199	62.896
4	8:46.522	1:59.508	63.259
5	10:45.177	1:58.655	63.714
6	13:15.371	2:30.194	50.335

18 20 Gary HUTTON

Behind **17.676**

Best Time **1:59.625** Best Speed **63.197** On **2** Gp **a**

Lap	Elapsed Time	Lap Time	Lap Speed
1	2:15.905	2:15.905	55.627
2	4:15.530	1:59.625	63.197
3	6:15.244	1:59.714	63.151

19 52 Michael THOMAS

Behind **39.185**

Best Time **2:21.134** Best Speed **53.566** On **3** Gp **a**

Lap	Elapsed Time	Lap Time	Lap Speed
1	2:42.772	2:42.772	46.445
2	5:05.354	2:22.582	53.022
3	7:26.488	2:21.134	53.566
4	9:51.348	2:24.860	52.188
5	12:28.285	2:36.937	48.172

ROYAL HOTEL & BRAESIDE COOKSTOWN 100

CLASSIC 500cc / 1000cc

Orritor 2.100 Miles

R12: Cookstown Caravans Race

25/04/2010 14:10

Race (8 Laps)

RACE 12 - CLASSIC 500/1000cc

10	20 A	52 B	
9	43 A	5 B	45 C
8			
7	40 A		
6	8 A	59 B	2 C
5	50 A	56 B	105 C
4			
3	4 A		
2	61 A	12 B	57 C
1	36 A POLE POSITION	101 B	67 C



Provisional result subject to confirmation by the Stewards of the Meeting

Orbits

Promoted by Cookstown and District Motorcycle Club

www.amb-it.com

MCUI (Ulster Centre) Timing

www.mylaps.com

view results at www.elaps-timing.com

Licensed to: MCUI

THE ROYAL HOTEL & BRAESIDE COOKSTOWN 100

CLASSIC 500cc/1000cc

Race 12 - Cookstown Caravans Senior Classic

Saturday, 24 April 2010



Pos	Class	No	Name	Machine / Sponsor	Gp	Laps	Total Time	Behind	Speed	-----Best Lap-----		
										Time	Speed	On
Race Classification												
1	C1000	67	Mark McGAW	Seeley Weslake 850	a	8	13:40.451		73.716	1:41.312	74.621	8
2	C500	36	Neill McWHIRTER	Manx Norton 500 - ATH	a	8	13:42.971	2.520	73.490	1:41.491	74.489	6
3	C1000	101	Robert McCRUM	Weslake 950 - ATH	a	8	13:45.100	4.649	73.300	1:41.241	74.673	5
4	C1000	12	Richard FORD	Norton 920	a	8	13:56.763	16.312	72.279	1:42.219	73.959	2
5	C500	8	Allan BREW	Seeley G50 496 - Mike & Dawn Jacobs	b	8	13:58.682	18.231	72.113	1:43.107	73.322	3
6	C500	105	Steve LINSDELL	Seeley Bullet 500 - Flitwick Motorcycles	b	8	14:08.231	27.780	71.301	1:44.190	72.560	3
7	C500	61	Wattie BROWN	Petty Norton 500	a	8	14:09.621	29.170	71.185	1:44.789	72.145	8
8	C500	50	Gary JAMISON	Honda 500	b	8	14:18.202	37.751	70.473	1:46.109	71.247	2
9	C500	4	Billy LYLE	Drixton Honda 500 - Cairnduff	a	8	14:18.476	38.025	70.450	1:45.207	71.858	6
10	C500	57	Stuart GARTON	BSA Goldstar 500	a	8	14:30.578	50.127	69.471	1:46.852	70.752	6
11	C500	56	Alex CONROY	Honda 496	b	8	14:40.295	59.844	68.704	1:48.998	69.359	3
12	C500	2	Freddie STEWART	Seeley Weslake 500	b	8	14:48.581	1:08.130	68.064	1:48.777	69.500	6
13	C500	59	Anthony AMBLER	Drixton Honda 500	b	8	14:58.817	1:18.366	67.288	1:50.994	68.112	7
14	C500	5	John JONES	Seeley Matchless 496	c	7	13:23.975	1 Lap	65.823	1:53.376	66.681	4
15	C500	20	Gary HUTTON	Seeley 500	c	7	13:28.592	4.617	65.447	1:52.338	67.297	7
16	C500	43	Alex McVICKER	Honda 500	c	7	13:44.073	20.098	64.218	1:53.774	66.448	5
17	C500	27	Trevor RUFUS	Drixton Honda 500	a	7	13:54.679	30.704	63.402	1:53.076	66.858	7
18	C500	45	Les CROSS	Seeley G50 496	c	7	13:55.257	31.282	63.358	1:55.833	65.266	5

Fastest Lap

C1000	101	Robert McCRUM	Weslake 950 - ATH	a						1:41.241	74.673	5
-------	-----	---------------	-------------------	---	--	--	--	--	--	----------	--------	---


New Lap Record 74.489 mph (Previously 73.550 mph)

C500	36	Neil McWHIRTER	Manx Norton 500 - ATH	a						1:41.491	74.489	6
------	----	----------------	-----------------------	---	--	--	--	--	--	----------	--------	---

Not Classified

DNF	C500	52	Michael THOMAS	Honda 500	c	4	9:38.478	4 Laps	52.275	2:19.492	54.197	4
DNF	C500	40	Barry DAVIDSON	Honda 351 - Manly	b	3	5:49.580	5 Laps	64.878	1:51.526	67.787	3

These Results are provisional and are subject to ratification by the Stewards of the Meeting.

Track	Orritor	Signed		Organising Club	Cookstown & District MCC
Length(miles)	2.1000		Chief Timekeeper	Warmup Started	
Weather	Sunny			Race Started	15:16:56.568
Track	Dry	Issued At:	15:33:03	Gp Time Diff - b	12.09 / c 24.9



MCUI
Ulster Centre
Timing
www.mcui-uc.org.uk



Powered by
e-Laps II
© 2008
Walter Marks



CLASSIC 500cc/1000cc

Race 12 - Cookstown Caravans Senior Classic

Saturday, 24 April 2010

DETAILED RESULT

Race Classification

1 67 Mark McGAW

Total Time **13:40.451** Avg Speed **73.716** Behind
 Best Time **1:41.312** Best Speed **74.621** On **8** Gp **a**

Lap	Elapsed Time	Lap Time	Lap Speed
1	1:47.380	1:47.380	70.404
2	3:30.072	1:42.692	73.618
3	5:11.930	1:41.858	74.221
4	6:53.750	1:41.820	74.249
5	8:35.645	1:41.895	74.194
6	10:17.147	1:41.502	74.481
7	11:59.139	1:41.992	74.123
8	13:40.451	1:41.312	74.621

2 36 Neill McWHIRTER

Total Time **13:42.971** Avg Speed **73.490** Behind **2.520**
 Best Time **1:41.491** Best Speed **74.489** On **6** Gp **a**

Lap	Elapsed Time	Lap Time	Lap Speed
1	1:47.693	1:47.693	70.200
2	3:30.262	1:42.569	73.706
3	5:12.247	1:41.985	74.129
4	6:53.986	1:41.739	74.308
5	8:35.936	1:41.950	74.154
6	10:17.427	1:41.491	74.489
7	12:00.969	1:43.542	73.014
8	13:42.971	1:42.002	74.116

3 101 Robert McCRUM

Total Time **13:45.100** Avg Speed **73.300** Behind **4.649**
 Best Time **1:41.241** Best Speed **74.673** On **5** Gp **a**

Lap	Elapsed Time	Lap Time	Lap Speed
1	1:49.903	1:49.903	68.788
2	3:33.081	1:43.178	73.271
3	5:16.018	1:42.937	73.443
4	6:58.520	1:42.502	73.755
5	8:39.761	1:41.241	74.673
6	10:21.125	1:41.364	74.583
7	12:02.876	1:41.751	74.299
8	13:45.100	1:42.224	73.955

Race Classification

4 12 Richard FORD

Total Time **13:56.763** Avg Speed **72.279** Behind **16.312**
 Best Time **1:42.219** Best Speed **73.959** On **2** Gp **a**

Lap	Elapsed Time	Lap Time	Lap Speed
1	1:49.115	1:49.115	69.285
2	3:31.334	1:42.219	73.959
3	5:15.180	1:43.846	72.800
4	6:59.420	1:44.240	72.525
5	8:42.989	1:43.569	72.995
6	10:27.065	1:44.076	72.639
7	12:12.676	1:45.611	71.583
8	13:56.763	1:44.087	72.632

5 8 Allan BREW

Total Time **13:58.682** Avg Speed **72.113** Behind **18.231**
 Best Time **1:43.107** Best Speed **73.322** On **3** Gp **b**

Lap	Elapsed Time	Lap Time	Lap Speed
1	1:52.454	1:52.454	67.227
2	3:36.390	1:43.936	72.737
3	5:19.497	1:43.107	73.322
4	7:05.440	1:45.943	71.359
5	8:48.686	1:43.246	73.223
6	10:32.212	1:43.526	73.025
7	12:15.447	1:43.235	73.231
8	13:58.682	1:43.235	73.231

6 105 Steve LINSDELL

Total Time **14:08.231** Avg Speed **71.301** Behind **27.780**
 Best Time **1:44.190** Best Speed **72.560** On **3** Gp **b**

Lap	Elapsed Time	Lap Time	Lap Speed
1	1:49.412	1:49.412	69.097
2	3:34.409	1:44.997	72.002
3	5:18.599	1:44.190	72.560
4	7:05.928	1:47.329	70.438
5	8:51.526	1:45.598	71.592
6	10:36.856	1:45.330	71.774
7	12:22.171	1:45.315	71.785
8	14:08.231	1:46.060	71.280



CLASSIC 500cc/1000cc

Race 12 - Cookstown Caravans Senior Classic

Saturday, 24 April 2010

DETAILED RESULT

Race Classification

7 61 Wattie BROWN

Total Time **14:09.621** Avg Speed **71.185** Behind **29.170**
 Best Time **1:44.789** Best Speed **72.145** On **8** Gp **a**

Lap	Elapsed Time	Lap Time	Lap Speed
1	1:50.690	1:50.690	68.299
2	3:35.843	1:45.153	71.895
3	5:22.004	1:46.161	71.213
4	7:07.926	1:45.922	71.373
5	8:53.945	1:46.019	71.308
6	10:39.611	1:45.666	71.546
7	12:24.832	1:45.221	71.849
8	14:09.621	1:44.789	72.145

Race Classification

10 57 Stuart GARTON

Total Time **14:30.578** Avg Speed **69.471** Behind **50.127**
 Best Time **1:46.852** Best Speed **70.752** On **6** Gp **a**

Lap	Elapsed Time	Lap Time	Lap Speed
1	1:56.252	1:56.252	65.031
2	3:46.324	1:50.072	68.682
3	5:34.370	1:48.046	69.970
4	7:21.597	1:47.227	70.505
5	9:08.480	1:46.883	70.732
6	10:55.332	1:46.852	70.752
7	12:43.117	1:47.785	70.140
8	14:30.578	1:47.461	70.351

8 50 Gary JAMISON

Total Time **14:18.202** Avg Speed **70.473** Behind **37.751**
 Best Time **1:46.109** Best Speed **71.247** On **2** Gp **b**

Lap	Elapsed Time	Lap Time	Lap Speed
1	1:52.125	1:52.125	67.425
2	3:38.234	1:46.109	71.247
3	5:24.525	1:46.291	71.125
4	7:10.648	1:46.123	71.238
5	8:57.012	1:46.364	71.077
6	10:43.909	1:46.897	70.722
7	12:31.382	1:47.473	70.343
8	14:18.202	1:46.820	70.773

11 56 Alex CONROY

Total Time **14:40.295** Avg Speed **68.704** Behind **59.844**
 Best Time **1:48.998** Best Speed **69.359** On **3** Gp **b**

Lap	Elapsed Time	Lap Time	Lap Speed
1	1:55.131	1:55.131	65.664
2	3:44.376	1:49.245	69.202
3	5:33.374	1:48.998	69.359
4	7:22.530	1:49.156	69.259
5	9:11.721	1:49.191	69.236
6	11:01.915	1:50.194	68.606
7	12:51.180	1:49.265	69.190
8	14:40.295	1:49.115	69.285

9 4 Billy LYLE

Total Time **14:18.476** Avg Speed **70.450** Behind **38.025**
 Best Time **1:45.207** Best Speed **71.858** On **6** Gp **a**

Lap	Elapsed Time	Lap Time	Lap Speed
1	1:52.350	1:52.350	67.290
2	3:40.154	1:47.804	70.127
3	5:27.195	1:47.041	70.627
4	7:14.776	1:47.581	70.273
5	9:01.630	1:46.854	70.751
6	10:46.837	1:45.207	71.858
7	12:32.826	1:45.989	71.328
8	14:18.476	1:45.650	71.557

12 2 Freddie STEWART

Total Time **14:48.581** Avg Speed **68.064** Behind **1:08.130**
 Best Time **1:48.777** Best Speed **69.500** On **6** Gp **b**

Lap	Elapsed Time	Lap Time	Lap Speed
1	1:58.093	1:58.093	64.017
2	3:49.164	1:51.071	68.065
3	5:41.179	1:52.015	67.491
4	7:31.832	1:50.653	68.322
5	9:20.691	1:48.859	69.448
6	11:09.468	1:48.777	69.500
7	12:58.702	1:49.234	69.209
8	14:48.581	1:49.879	68.803



CLASSIC 500cc/1000cc

Race 12 - Cookstown Caravans Senior Classic

Saturday, 24 April 2010

DETAILED RESULT

Race Classification

13 59 Anthony AMBLER

Total Time **14:58.817** Avg Speed **67.288** Behind **1:18.366**
 Best Time **1:50.994** Best Speed **68.112** On **7** Gp **b**

Lap	Elapsed Time	Lap Time	Lap Speed
1	1:57.717	1:57.717	64.222
2	3:48.791	1:51.074	68.063
3	5:40.790	1:51.999	67.501
4	7:32.708	1:51.918	67.549
5	9:24.925	1:52.217	67.369
6	11:16.712	1:51.787	67.629
7	13:07.706	1:50.994	68.112
8	14:58.817	1:51.111	68.040

14 5 John JONES

Total Time **13:23.975** Avg Speed **65.823** Behind **1 Lap**
 Best Time **1:53.376** Best Speed **66.681** On **4** Gp **c**

Lap	Elapsed Time	Lap Time	Lap Speed
1	2:00.945	2:00.945	62.508
2	3:54.681	1:53.736	66.470
3	5:48.235	1:53.554	66.576
4	7:41.611	1:53.376	66.681
5	9:36.395	1:54.784	65.863
6	11:30.498	1:54.103	66.256
7	13:23.975	1:53.477	66.621

15 20 Gary HUTTON

Total Time **13:28.592** Avg Speed **65.447** Behind **4.617**
 Best Time **1:52.338** Best Speed **67.297** On **7** Gp **c**

Lap	Elapsed Time	Lap Time	Lap Speed
1	2:00.511	2:00.511	62.733
2	3:56.194	1:55.683	65.351
3	5:51.972	1:55.778	65.297
4	7:48.053	1:56.081	65.127
5	9:42.396	1:54.343	66.117
6	11:36.254	1:53.858	66.398
7	13:28.592	1:52.338	67.297

16 43 Alex McVICKER

Total Time **13:44.073** Avg Speed **64.218** Behind **20.098**
 Best Time **1:53.774** Best Speed **66.448** On **5** Gp **c**

Lap	Elapsed Time	Lap Time	Lap Speed
1	2:06.433	2:06.433	59.795
2	4:02.603	1:56.170	65.077
3	5:58.278	1:55.675	65.356
4	7:52.979	1:54.701	65.910
5	9:46.753	1:53.774	66.448
6	11:50.223	2:03.470	61.229
7	13:44.073	1:53.850	66.403

Race Classification

17 27 Trevor RUFUS

Total Time **13:54.679** Avg Speed **63.402** Behind **30.704**
 Best Time **1:53.076** Best Speed **66.858** On **7** Gp **a**

Lap	Elapsed Time	Lap Time	Lap Speed
1	2:27.615	2:27.615	51.214
2	4:22.210	1:54.595	65.971
3	6:18.706	1:56.496	64.895
4	8:12.895	1:54.189	66.206
5	10:07.871	1:54.976	65.753
6	12:01.603	1:53.732	66.472
7	13:54.679	1:53.076	66.858

18 45 Les CROSS

Total Time **13:55.257** Avg Speed **63.358** Behind **31.282**
 Best Time **1:55.833** Best Speed **65.266** On **5** Gp **c**

Lap	Elapsed Time	Lap Time	Lap Speed
1	2:09.905	2:09.905	58.196
2	4:09.947	2:00.042	62.978
3	6:07.695	1:57.748	64.205
4	8:04.534	1:56.839	64.704
5	10:00.367	1:55.833	65.266
6	11:57.750	1:57.383	64.405
7	13:55.257	1:57.507	64.337

Not Classified

DNF 52 Michael THOMAS

Total Time **9:38.478** Avg Speed **52.275** Behind **4 Laps**
 Best Time **2:19.492** Best Speed **54.197** On **4** Gp **c**

Lap	Elapsed Time	Lap Time	Lap Speed
1	2:30.390	2:30.390	50.269
2	4:54.886	2:24.496	52.320
3	7:18.986	2:24.100	52.464
4	9:38.478	2:19.492	54.197

DNF 40 Barry DAVIDSON

Total Time **5:49.580** Avg Speed **64.878** Behind **5 Laps**
 Best Time **1:51.526** Best Speed **67.787** On **3** Gp **b**

Lap	Elapsed Time	Lap Time	Lap Speed
1	2:02.192	2:02.192	61.870
2	3:58.054	1:55.862	65.250
3	5:49.580	1:51.526	67.787




THE ROYAL HOTEL & BRAESIDE COOKSTOWN 100

CLASSIC 500cc/1000cc

Race 12 - Cookstown Caravans Senior Classic

LAP CHART



1				
No	Name	G	Elapsed Time	Lap Time
67	Mark McGAW	a	1:47.380	1:47.380
36	Neill McWHIRTER	a	1:47.693	1:47.693
12	Richard FORD	a	1:49.115	1:49.115
105	Steve LINSDELL	b	1:49.412	1:49.412
101	Robert McCURUM	a	1:49.903	1:49.903
61	Wattie BROWN	a	1:50.690	1:50.690
50	Gary JAMISON	b	1:52.125	1:52.125
4	Billy LYLE	a	1:52.350	1:52.350
8	Allan BREW	b	1:52.454	1:52.454
56	Alex CONROY	b	1:55.131	1:55.131
57	Stuart GARTON	a	1:56.252	1:56.252
59	Anthony AMBLER	b	1:57.717	1:57.717
2	Freddie STEWART	b	1:58.093	1:58.093
20	Gary HUTTON	c	2:00.511	2:00.511
5	John JONES	c	2:00.945	2:00.945
40	Barry DAVIDSON	b	2:02.192	2:02.192
43	Alex McVICKER	c	2:06.433	2:06.433
45	Les CROSS	c	2:09.905	2:09.905
27	Trevor RUFUS	a	2:27.615	2:27.615
52	Michael THOMAS	c	2:30.390	2:30.390

2				
No	Name	G	Elapsed Time	Lap Time
67	Mark McGAW	a	3:30.072	1:42.692
36	Neill McWHIRTER	a	3:30.262	1:42.569
12	Richard FORD	a	3:31.334	1:42.219
101	Robert McCURUM	a	3:33.081	1:43.178
105	Steve LINSDELL	b	3:34.409	1:44.997
61	Wattie BROWN	a	3:35.843	1:45.153
8	Allan BREW	b	3:36.390	1:43.936
50	Gary JAMISON	b	3:38.234	1:46.109
4	Billy LYLE	a	3:40.154	1:47.804
56	Alex CONROY	b	3:44.376	1:49.245
57	Stuart GARTON	a	3:46.324	1:50.072
59	Anthony AMBLER	b	3:48.791	1:51.074
2	Freddie STEWART	b	3:49.164	1:51.071
5	John JONES	c	3:54.681	1:53.736
20	Gary HUTTON	c	3:56.194	1:55.683
40	Barry DAVIDSON	b	3:58.054	1:55.862
43	Alex McVICKER	c	4:02.603	1:56.170
45	Les CROSS	c	4:09.947	2:00.042
27	Trevor RUFUS	a	4:22.210	1:54.595
52	Michael THOMAS	c	4:54.886	2:24.496

3				
No	Name	G	Elapsed Time	Lap Time
67	Mark McGAW	a	5:11.930	1:41.858
36	Neill McWHIRTER	a	5:12.247	1:41.985
12	Richard FORD	a	5:15.180	1:43.846
101	Robert McCURUM	a	5:16.018	1:42.937
105	Steve LINSDELL	b	5:18.599	1:44.190
8	Allan BREW	b	5:19.497	1:43.107
61	Wattie BROWN	a	5:22.004	1:46.161
50	Gary JAMISON	b	5:24.525	1:46.291
4	Billy LYLE	a	5:27.195	1:47.041
56	Alex CONROY	b	5:33.374	1:48.998
57	Stuart GARTON	a	5:34.370	1:48.046
59	Anthony AMBLER	b	5:40.790	1:51.999
2	Freddie STEWART	b	5:41.179	1:52.015
5	John JONES	c	5:48.235	1:53.554
40	Barry DAVIDSON	b	5:49.580	1:51.526
20	Gary HUTTON	c	5:51.972	1:55.778
43	Alex McVICKER	c	5:58.278	1:55.675
45	Les CROSS	c	6:07.695	1:57.748
27	Trevor RUFUS	a	6:18.706	1:56.496
52	Michael THOMAS	c	7:18.986	2:24.100

4				
No	Name	G	Elapsed Time	Lap Time
67	Mark McGAW	a	6:53.750	1:41.820
36	Neill McWHIRTER	a	6:53.986	1:41.739
101	Robert McCURUM	a	6:58.520	1:42.502
12	Richard FORD	a	6:59.420	1:44.240
8	Allan BREW	b	7:05.440	1:45.943
105	Steve LINSDELL	b	7:05.928	1:47.329
61	Wattie BROWN	a	7:07.926	1:45.922
50	Gary JAMISON	b	7:10.648	1:46.123
4	Billy LYLE	a	7:14.776	1:47.581
57	Stuart GARTON	a	7:21.597	1:47.227
56	Alex CONROY	b	7:22.530	1:49.156
2	Freddie STEWART	b	7:31.832	1:50.653
59	Anthony AMBLER	b	7:32.708	1:51.918
5	John JONES	c	7:41.611	1:53.376
20	Gary HUTTON	c	7:48.053	1:56.081
43	Alex McVICKER	c	7:52.979	1:54.701
45	Les CROSS	c	8:04.534	1:56.839
27	Trevor RUFUS	a	8:12.895	1:54.189
52	Michael THOMAS	c	9:38.478	2:19.492

5				
No	Name	G	Elapsed Time	Lap Time
67	Mark McGAW	a	8:35.645	1:41.895
36	Neill McWHIRTER	a	8:35.936	1:41.950
101	Robert McCURUM	a	8:39.761	1:41.241
12	Richard FORD	a	8:42.989	1:43.569
8	Allan BREW	b	8:48.686	1:43.246
105	Steve LINSDELL	b	8:51.526	1:45.598
61	Wattie BROWN	a	8:53.945	1:46.019
50	Gary JAMISON	b	8:57.012	1:46.364
4	Billy LYLE	a	9:01.630	1:46.854
57	Stuart GARTON	a	9:08.480	1:46.883
56	Alex CONROY	b	9:11.721	1:49.191
2	Freddie STEWART	b	9:20.691	1:48.859
59	Anthony AMBLER	b	9:24.925	1:52.217
5	John JONES	c	9:36.395	1:54.784
20	Gary HUTTON	c	9:42.396	1:54.343
43	Alex McVICKER	c	9:46.753	1:53.774
45	Les CROSS	c	10:00.367	1:55.833
27	Trevor RUFUS	a	10:07.871	1:54.976

6				
No	Name	G	Elapsed Time	Lap Time
67	Mark McGAW	a	10:17.147	1:41.502
36	Neill McWHIRTER	a	10:17.427	1:41.491
101	Robert McCURUM	a	10:21.125	1:41.364
12	Richard FORD	a	10:27.065	1:44.076
8	Allan BREW	b	10:32.212	1:43.526
105	Steve LINSDELL	b	10:36.856	1:45.330
61	Wattie BROWN	a	10:39.611	1:45.666
50	Gary JAMISON	b	10:43.909	1:46.897
4	Billy LYLE	a	10:46.837	1:45.207
57	Stuart GARTON	a	10:55.332	1:46.852
56	Alex CONROY	b	11:01.915	1:50.194
2	Freddie STEWART	b	11:09.468	1:48.777
59	Anthony AMBLER	b	11:16.712	1:51.787
5	John JONES	c	11:30.498	1:54.103
20	Gary HUTTON	c	11:36.254	1:53.858
43	Alex McVICKER	c	11:50.223	2:03.470
45	Les CROSS	c	11:57.750	1:57.383
27	Trevor RUFUS	a	12:01.603	1:53.732



LAP CHART



7

No	Name	G	Elapsed Time	Lap Time
67	Mark McGAW	a	11:59.139	1:41.992
36	Neill McWHIRTER	a	12:00.969	1:43.542
101	Robert McCRUM	a	12:02.876	1:41.751
12	Richard FORD	a	12:12.676	1:45.611
8	Allan BREW	b	12:15.447	1:43.235
105	Steve LINSDELL	b	12:22.171	1:45.315
61	Wattie BROWN	a	12:24.832	1:45.221
50	Gary JAMISON	b	12:31.382	1:47.473
4	Billy LYLE	a	12:32.826	1:45.989
57	Stuart GARTON	a	12:43.117	1:47.785
56	Alex CONROY	b	12:51.180	1:49.265
2	Freddie STEWART	b	12:58.702	1:49.234
59	Anthony AMBLER	b	13:07.706	1:50.994
5	John JONES	c	13:23.975	1:53.477
20	Gary HUTTON	c	13:28.592	1:52.338
43	Alex McVICKER	c	13:44.073	1:53.850
27	Trevor RUFUS	a	13:54.679	1:53.076
45	Les CROSS	c	13:55.257	1:57.507

8

No	Name	G	Elapsed Time	Lap Time
67	Mark McGAW	a	13:40.451	1:41.312
36	Neill McWHIRTER	a	13:42.971	1:42.002
101	Robert McCRUM	a	13:45.100	1:42.224
12	Richard FORD	a	13:56.763	1:44.087
8	Allan BREW	b	13:58.682	1:43.235
105	Steve LINSDELL	b	14:08.231	1:46.060
61	Wattie BROWN	a	14:09.621	1:44.789
50	Gary JAMISON	b	14:18.202	1:46.820
4	Billy LYLE	a	14:18.476	1:45.650
57	Stuart GARTON	a	14:30.578	1:47.461
56	Alex CONROY	b	14:40.295	1:49.115
2	Freddie STEWART	b	14:48.581	1:49.879
59	Anthony AMBLER	b	14:58.817	1:51.111