



**Royal Hotel**  
**& BRAESIDE**

**COOKSTOWN 100**

**Friday 23<sup>rd</sup> & Saturday 24<sup>th</sup> April 2010**


**promoted by Cookstown & District MCC**  
[www.cookstown100.com](http://www.cookstown100.com)

**ROYAL HOTEL & BRAESIDE**



**Hayes Fuels**  
*...for the future*

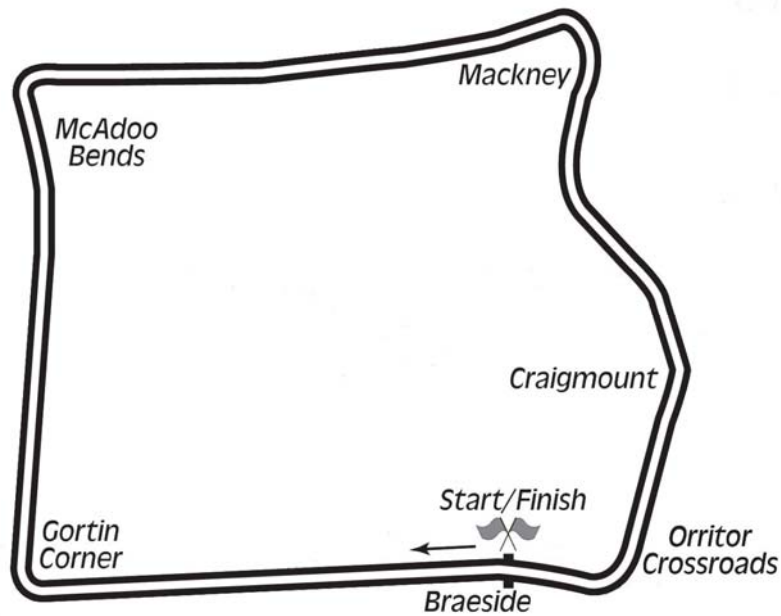
**250cc GP & SUPERSPORT 400**



**2&4**  
WHEEL MOTORSPORT  
STEERING GROUP LTD

**BBC SPORT NI**

# Orritor Circuit 2.1 miles



## LAP RECORDS

Class	Rider	Machine	m s	mph	Year
125cc	Darran Lindsay	Honda	1 34.778	79.765	2005
250cc	William Dunlop	Honda	1 29.658	84.320	2009
Supersport 400	Ryan Farquhar	Kawasaki	1 36.97	77.962	2003
Supertwins	Ryan Farquhar	Kawasaki 650	1 34.182	80.270	2009
Supersport	Keith Amor	Honda	1 25.144	88.791	2009
Open 1000cc	Keith Amor	Honda	1 23.378	90.671	2009
Senior Support	Gary Robinson	Yamaha 600	1 29.956	84.041	2007
Junior Support	Michael Dunlop	Yamaha 250	1 36.181	78.602	2006
Classic 1000cc	Wattie Brown	Norton 920	1 40.273	75.394	2006
Classic 500cc	Colin Rodgers	Honda	1 42.787	73.550	2004
Classic 350cc	Paul Coward	Honda	1 43.421	73.099	2004
Classic 250cc	Geoff McMullan	Suzuki	1 47.294	70.461	2006

## MOST WINS at COOKSTOWN 100

Ray McCullough	14	1967 - 79
Ryan Farquhar	13	1996 - 09
Joey Dunlop	11	1977 - 98
Robert Dunlop	11	1985 - 08
Phillip McCallen	10	1987 - 96
Courtney Junk	8	1974 - 83
Mervyn Elwood	8	1987 - 97

## ALL TIME IRISH ROAD RACE WINNERS (after Killalane 2009)

Most Wins at All Irish Road Race Meetings			Most Wins at Irish National Road Race Meetings		
1.	Joey Dunlop	156 1971-00	1.	Ryan Farquhar	121 1995-09
2.	Robert Dunlop	135 1980-08	2.	Joey Dunlop	119 1971-00
3.	Ryan Farquhar	130 1995-09	3.	Robert Dunlop	111 1980-08
4.	Ray McCullough	109 1960-82	4.	Ray McCullough	99 1960-82
5.	Phillip McCallen	109 1987-99	5.	Phillip McCallen	84 1987-99

# THE ROYAL HOTEL & BRAESIDE COOKSTOWN 100

## 250cc GP /SUPERSPORT 400


### Group A Qualifying

### Friday, 23 April 2010



Pos	Class	No	Name	Machine / Sponsor	----- Best Lap -----			Laps	
					Time	Behind	Speed		
Qualifying Classification									
1	250R	6	William DUNLOP	Honda - Wray	1:30.942		83.130	4	6
2	250R	4	Barry DAVIDSON	Honda - Cleaver Browne	1:35.144	4.202	79.459	5	5
3	250R	1	Darren BURNS	Honda - S Gas NI	1:35.586	4.644	79.091	3	6
4	250R	28	Wayne HAMILTON	Honda - D & G W Racing	1:35.750	4.808	78.956	5	6
5	250R	2	Emlyn HUGHES	Honda - D & G W Racing	1:37.384	6.442	77.631	4	6
6	Stwins	38	Darren GILPIN	Suzuki 650 - Irish Racer	1:39.676	8.734	75.846	5	6
7	250R	26	Phil HARVEY	Honda - BP Performance	1:40.209	9.267	75.442	5	6
8	400R	38	Joe PHILLIPS	Kawasaki 400	1:40.864	9.922	74.952	4	6
9	400R	32	Myles BYRNE	Honda 400 - Step Racing	1:41.198	10.256	74.705	5	6
10	400R	84	Maria COSTELLO	Honda 400	1:41.524	10.582	74.465	5	6
11	Stwins	17	Gerry DANIEL	Suzuki 650	1:41.963	11.021	74.145	4	6
12	250R	12	Trevor REID	Yamaha - AWT	1:45.694	14.752	71.527	5	5

These Results are provisional and are subject to ratification by the Stewards of the Meeting.

Track	<b>Orritor</b>	Signed		Organising Club	<b>Cookstown &amp; District MCC</b>
Length(miles)	<b>2.1000</b>		Chief Timekeeper	Qualifying Started	<b>19:21:03.961</b>
Weather	<b>Sunny</b>	Issued At:	19:52:37		
Track	<b>Dry</b>				



**MCUI**  
Ulster Centre  
Timing  
www.mcui-uc.org.uk



Powered by  
**e-Laps II**  
© 2008  
Walter Marks

# THE ROYAL HOTEL & BRAESIDE COOKSTOWN 100

250cc GP /SUPERSPORT 400

Group A Qualifying

Friday, 23 April 2010

## DETAILED RESULT



### Qualifying Classification

Position

**1** 6 William DUNLOP

Behind

Best Time **1:30.942** Best Speed **83.130** On **4** Gp **a**

Lap	Elapsed Time	Lap Time	Lap Speed
1	2:27.783	2:27.783	51.156
2	4:02.635	1:34.852	79.703
3	5:33.756	1:31.121	82.967
4	7:04.698	1:30.942	83.130
5	8:37.866	1:33.168	81.144
6	10:43.830	2:05.964	60.017

**2** 4 Barry DAVIDSON

Behind **4.202**

Best Time **1:35.144** Best Speed **79.459** On **5** Gp **a**

Lap	Elapsed Time	Lap Time	Lap Speed
1	1:54.437	1:54.437	66.063
2	3:32.259	1:37.822	77.283
3	5:08.597	1:36.338	78.474
4	6:44.151	1:35.554	79.118
5	8:19.295	1:35.144	79.459

**3** 1 Darren BURNS

Behind **4.644**

Best Time **1:35.586** Best Speed **79.091** On **3** Gp **a**

Lap	Elapsed Time	Lap Time	Lap Speed
1	2:13.723	2:13.723	56.535
2	3:51.526	1:37.803	77.298
3	5:27.112	1:35.586	79.091
4	7:03.686	1:36.574	78.282
5	8:39.305	1:35.619	79.064
6	10:51.184	2:11.879	57.325

**4** 28 Wayne HAMILTON

Behind **4.808**

Best Time **1:35.750** Best Speed **78.956** On **5** Gp **a**

Lap	Elapsed Time	Lap Time	Lap Speed
1	2:02.248	2:02.248	61.842
2	3:41.694	1:39.446	76.021
3	5:20.423	1:38.729	76.573
4	6:56.639	1:36.216	78.573
5	8:32.389	1:35.750	78.956
6	10:32.076	1:59.687	63.165

### Qualifying Classification

Position

**5** 2 Emlyn HUGHES

Behind **6.442**

Best Time **1:37.384** Best Speed **77.631** On **4** Gp **a**

Lap	Elapsed Time	Lap Time	Lap Speed
1	1:59.297	1:59.297	63.371
2	3:38.292	1:38.995	76.367
3	5:15.973	1:37.681	77.395
4	6:53.357	1:37.384	77.631
5	8:31.026	1:37.669	77.404
6	10:29.072	1:58.046	64.043

**6** 38 Darren GILPIN

Behind **8.734**

Best Time **1:39.676** Best Speed **75.846** On **5** Gp **a**

Lap	Elapsed Time	Lap Time	Lap Speed
1	1:58.912	1:58.912	63.576
2	3:42.351	1:43.439	73.087
3	5:23.252	1:40.901	74.925
4	7:03.258	1:40.006	75.595
5	8:42.934	1:39.676	75.846
6	10:59.201	2:16.267	55.479

**7** 26 Phil HARVEY

Behind **9.267**

Best Time **1:40.209** Best Speed **75.442** On **5** Gp **a**

Lap	Elapsed Time	Lap Time	Lap Speed
1	2:13.382	2:13.382	56.679
2	3:56.455	1:43.073	73.346
3	5:37.514	1:41.059	74.808
4	7:19.619	1:42.105	74.041
5	8:59.828	1:40.209	75.442
6	11:05.842	2:06.014	59.993

**8** 38 Joe PHILLIPS

Behind **9.922**

Best Time **1:40.864** Best Speed **74.952** On **4** Gp **a**

Lap	Elapsed Time	Lap Time	Lap Speed
1	2:07.720	2:07.720	59.192
2	3:51.159	1:43.439	73.087
3	5:32.365	1:41.206	74.699
4	7:13.229	1:40.864	74.952
5	8:54.246	1:41.017	74.839
6	11:02.808	2:08.562	58.804





250cc GP /SUPERSPORT 400

Group A Qualifying

Friday, 23 April 2010

DETAILED RESULT

**Qualifying Classification**

Position

**9** 32 Myles BYRNE

Behind 10.256

Best Time 1:41.198 Best Speed 74.705 On 5 Gp a

Lap	Elapsed Time	Lap Time	Lap Speed
1	1:57.072	1:57.072	64.576
2	3:39.693	1:42.621	73.669
3	5:21.732	1:42.039	74.089
4	7:04.141	1:42.409	73.822
5	8:45.339	1:41.198	74.705
6	10:59.959	2:14.620	56.158

**10** 84 Maria COSTELLO

Behind 10.582

Best Time 1:41.524 Best Speed 74.465 On 5 Gp a

Lap	Elapsed Time	Lap Time	Lap Speed
1	2:20.578	2:20.578	53.778
2	4:04.890	1:44.312	72.475
3	5:48.017	1:43.127	73.308
4	7:30.663	1:42.646	73.651
5	9:12.187	1:41.524	74.465
6	11:10.718	1:58.531	63.781

**11** 17 Gerry DANIEL

Behind 11.021

Best Time 1:41.963 Best Speed 74.145 On 4 Gp a

Lap	Elapsed Time	Lap Time	Lap Speed
1	2:16.160	2:16.160	55.523
2	4:02.475	1:46.315	71.109
3	5:44.526	1:42.051	74.081
4	7:26.489	1:41.963	74.145
5	9:08.763	1:42.274	73.919
6	11:08.188	1:59.425	63.303

**12** 12 Trevor REID

Behind 14.752

Best Time 1:45.694 Best Speed 71.527 On 5 Gp a

Lap	Elapsed Time	Lap Time	Lap Speed
1	2:15.329	2:15.329	55.864
2	4:02.149	1:46.820	70.773
3	6:05.858	2:03.709	61.111
4	7:52.110	1:46.252	71.152
5	9:37.804	1:45.694	71.527






250cc GP /SUPERSPORT 400

Group B Qualifying

Friday, 23 April 2010

Pos	Class	No	Name	Machine / Sponsor	----- Best Lap -----			On	Laps
					Time	Behind	Speed		
Qualifying Classification									
1	250R	3	Michael DUNLOP	Honda - D & G W Racing	1:34.466		80.029	4	5
2	250R	71	Davy MORGAN	Honda - Davy Morgan #71 Supporters Club	1:34.833	0.367	79.719	3	5
3	250R	19	Kevin STROWGER	TSR Honda - Dave Sandland	1:36.549	2.083	78.302	4	6
4	250R	86	Nigel MOORE	Honda - Cleaver Browne	1:37.466	2.1000	77.566	5	6
5	Stwins	79	Darren HUGHES	Kawasaki 650 - Fatboyz / KMR Racing	1:37.686	3.220	77.391	5	6
6	250R	57	Ian MORRELL	Honda	1:41.141	6.675	74.747	3	6
7	400R	51	Colin MARTIN	Honda 400	1:41.366	6.900	74.581	2	6
8	250R	33	Sam DUNLOP	Honda	1:41.685	7.219	74.347	5	6
9	Stwins	69	Ronnie SCOTT	Suzuki 650	1:41.696	7.230	74.339	5	6
10	Stwins	5	Paul LENNON	Kawasaki 650	1:41.698	7.232	74.338	5	6
11	Stwins	169	Philip MULLAN	Suzuki 650 - PM & Sons	1:42.128	7.662	74.025	4	6
12	250R	104	Daley MATHISON	Honda - DDM Racing	1:42.455	7.989	73.788	4	6
13	250R	15	Philip ROBINSON	Yamaha	1:45.863	11.397	71.413	5	6
14	250R	9	Wayne KENNEDY	Honda - Cleaver Browne	1:47.417	12.951	70.380	5	6
15	400R	8	Derek ALLAN	Kawasaki 400	1:47.566	13.100	70.282	5	6
16	400R	125	Nigel HOWARD	Kawasaki 400	1:48.675	14.209	69.565	5	6
17	Stwins	61	Roy McLARNON	Suzuki 650	1:52.853	18.387	66.990	5	6

These Results are provisional and are subject to ratification by the Stewards of the Meeting.

Track	<b>Orritor</b>	Signed		Organising Club	<b>Cookstown &amp; District MCC</b>
Length(miles)	<b>2.1000</b>		Chief Timekeeper	Qualifying Started	<b>19:36:49.283</b>
Weather	<b>Sunny</b>	Issued At:	19:59:16		
Track	<b>Dry</b>				



MCUI  
Ulster Centre  
Timing  
www.mcui-uc.org.uk



Powered by  
**e-Laps II**  
© 2008  
Walter Marks

# THE ROYAL HOTEL & BRAESIDE COOKSTOWN 100

250cc GP /SUPERSPORT 400

Group B Qualifying

Friday, 23 April 2010

## DETAILED RESULT



### Qualifying Classification

Position

**1** 3 Michael DUNLOP

Behind

Best Time **1:34.466** Best Speed **80.029** On **4** Gp **a**

Lap	Elapsed Time	Lap Time	Lap Speed
1	2:59.850	2:59.850	42.035
2	4:55.373	1:55.523	65.442
3	6:31.266	1:35.893	78.838
4	8:05.732	1:34.466	80.029
5	9:40.855	1:35.123	79.476

**2** 71 Davy MORGAN

Behind **0.367**

Best Time **1:34.833** Best Speed **79.719** On **3** Gp **a**

Lap	Elapsed Time	Lap Time	Lap Speed
1	2:17.234	2:17.234	55.088
2	3:54.330	1:37.096	77.861
3	5:29.163	1:34.833	79.719
4	7:09.676	1:40.513	75.214
5	11:57.922	4:48.246	26.228

**3** 19 Kevin STROWGER

Behind **2.083**

Best Time **1:36.549** Best Speed **78.302** On **4** Gp **a**

Lap	Elapsed Time	Lap Time	Lap Speed
1	2:04.794	2:04.794	60.580
2	3:41.753	1:36.959	77.971
3	5:22.206	1:40.453	75.259
4	6:58.755	1:36.549	78.302
5	8:37.392	1:38.637	76.645
6	10:36.920	1:59.528	63.249

**4** 86 Nigel MOORE

Behind **2.1000**

Best Time **1:37.466** Best Speed **77.566** On **5** Gp **a**

Lap	Elapsed Time	Lap Time	Lap Speed
1	2:04.524	2:04.524	60.711
2	3:44.325	1:39.801	75.751
3	5:23.911	1:39.586	75.914
4	7:02.650	1:38.739	76.565
5	8:40.116	1:37.466	77.566
6	10:38.365	1:58.249	63.933

### Qualifying Classification

Position

**5** 79 Darren HUGHES

Behind **3.220**

Best Time **1:37.686** Best Speed **77.391** On **5** Gp **a**

Lap	Elapsed Time	Lap Time	Lap Speed
1	2:06.047	2:06.047	59.978
2	3:45.255	1:39.208	76.204
3	5:25.049	1:39.794	75.756
4	7:04.894	1:39.845	75.717
5	8:42.580	1:37.686	77.391
6	10:39.718	1:57.138	64.539

**6** 57 Ian MORRELL

Behind **6.675**

Best Time **1:41.141** Best Speed **74.747** On **3** Gp **a**

Lap	Elapsed Time	Lap Time	Lap Speed
1	1:51.426	1:51.426	67.848
2	3:33.528	1:42.102	74.044
3	5:14.669	1:41.141	74.747
4	6:56.141	1:41.472	74.503
5	8:37.904	1:41.763	74.290
6	10:24.337	1:46.433	71.031

**7** 51 Colin MARTIN

Behind **6.900**

Best Time **1:41.366** Best Speed **74.581** On **2** Gp **a**

Lap	Elapsed Time	Lap Time	Lap Speed
1	1:51.839	1:51.839	67.597
2	3:33.205	1:41.366	74.581
3	5:15.779	1:42.574	73.703
4	6:57.615	1:41.836	74.237
5	8:39.065	1:41.450	74.519
6	10:24.799	1:45.734	71.500

**8** 33 Sam DUNLOP

Behind **7.219**

Best Time **1:41.685** Best Speed **74.347** On **5** Gp **a**

Lap	Elapsed Time	Lap Time	Lap Speed
1	2:48.654	2:48.654	44.826
2	4:32.168	1:43.514	73.034
3	6:17.310	1:45.142	71.903
4	8:01.432	1:44.122	72.607
5	9:43.117	1:41.685	74.347
6	11:54.911	2:11.794	57.362



# THE ROYAL HOTEL & BRAESIDE COOKSTOWN 100

250cc GP /SUPERSPORT 400

Group B Qualifying

Friday, 23 April 2010

## DETAILED RESULT



### Qualifying Classification

Position

**9** 69 Ronnie SCOTT

Behind 7.230

Best Time 1:41.696 Best Speed 74.339 On 5 Gp a

Lap	Elapsed Time	Lap Time	Lap Speed
1	1:58.753	1:58.753	63.662
2	3:41.120	1:42.367	73.852
3	5:23.472	1:42.352	73.863
4	7:05.907	1:42.435	73.803
5	8:47.603	1:41.696	74.339
6	10:42.830	1:55.227	65.610

### Qualifying Classification

Position

**13** 15 Philip ROBINSON

Behind 11.397

Best Time 1:45.863 Best Speed 71.413 On 5 Gp a

Lap	Elapsed Time	Lap Time	Lap Speed
1	2:31.487	2:31.487	49.905
2	4:20.917	1:49.430	69.085
3	6:08.368	1:47.451	70.358
4	7:55.053	1:46.685	70.863
5	9:40.916	1:45.863	71.413
6	11:57.702	2:16.786	55.269

**10** 5 Paul LENNON

Behind 7.232

Best Time 1:41.698 Best Speed 74.338 On 5 Gp a

Lap	Elapsed Time	Lap Time	Lap Speed
1	1:59.366	1:59.366	63.335
2	3:42.668	1:43.302	73.183
3	5:25.779	1:43.111	73.319
4	7:08.130	1:42.351	73.863
5	8:49.828	1:41.698	74.338
6	10:45.515	1:55.687	65.349

**14** 9 Wayne KENNEDY

Behind 12.951

Best Time 1:47.417 Best Speed 70.380 On 5 Gp a

Lap	Elapsed Time	Lap Time	Lap Speed
1	2:32.221	2:32.221	49.665
2	4:22.404	1:50.183	68.613
3	6:14.360	1:51.956	67.527
4	8:01.804	1:47.444	70.362
5	9:49.221	1:47.417	70.380
6	11:52.556	2:03.335	61.296

**11** 169 Philip MULLAN

Behind 7.662

Best Time 1:42.128 Best Speed 74.025 On 4 Gp a

Lap	Elapsed Time	Lap Time	Lap Speed
1	1:56.299	1:56.299	65.005
2	3:39.565	1:43.266	73.209
3	5:22.532	1:42.967	73.422
4	7:04.660	1:42.128	74.025
5	8:48.056	1:43.396	73.117
6	10:59.437	2:11.381	57.543

**15** 8 Derek ALLAN

Behind 13.100

Best Time 1:47.566 Best Speed 70.282 On 5 Gp a

Lap	Elapsed Time	Lap Time	Lap Speed
1	2:35.637	2:35.637	48.575
2	4:26.181	1:50.544	68.389
3	6:17.767	1:51.586	67.750
4	8:05.656	1:47.889	70.072
5	9:53.222	1:47.566	70.282
6	11:59.175	2:05.953	60.022

**12** 104 Daley MATHISON

Behind 7.989

Best Time 1:42.455 Best Speed 73.788 On 4 Gp a

Lap	Elapsed Time	Lap Time	Lap Speed
1	2:15.445	2:15.445	55.816
2	3:59.781	1:44.336	72.458
3	5:42.792	1:43.011	73.390
4	7:25.247	1:42.455	73.788
5	9:08.247	1:43.000	73.398
6	11:03.479	1:55.232	65.607

**16** 125 Nigel HOWARD

Behind 14.209

Best Time 1:48.675 Best Speed 69.565 On 5 Gp a

Lap	Elapsed Time	Lap Time	Lap Speed
1	2:31.917	2:31.917	49.764
2	4:21.993	1:50.076	68.680
3	6:12.046	1:50.053	68.694
4	8:01.104	1:49.058	69.321
5	9:49.779	1:48.675	69.565
6	12:01.740	2:11.961	57.290



# THE ROYAL HOTEL & BRAESIDE COOKSTOWN 100

250cc GP /SUPERSPORT 400

Group B Qualifying

Friday, 23 April 2010

DETAILED RESULT



## Qualifying Classification

Position

**17** 61 Roy McLARNON

Behind 18.387

Best Time 1:52.853 Best Speed 66.990 On 5 Gp a

Lap	Elapsed Time	Lap Time	Lap Speed
1	2:23.707	2:23.707	52.607
2	4:20.697	1:56.990	64.621
3	6:17.171	1:56.474	64.907
4	8:12.015	1:54.844	65.828
5	10:04.868	1:52.853	66.990
6	12:03.249	1:58.381	63.862

# THE ROYAL HOTEL & BRAESIDE COOKSTOWN 10

250cc GP /SUPERSPORT 400

Combined Qualifying


Friday, 23 April 2010



-----Best Time / Qual Laps-----

Pos	Class	No	Name	Session A	Session B	Session C	Session D	Overall Best Time / Speed / Total Qual Laps
1	250R	6	William DUNLOP	1:30.942	-----	-----	-----	1:30.942 83.130
2	250R	3	Michael DUNLOP	-----	1:34.466	-----	-----	1:34.466 80.029
3	250R	71	Davy MORGAN	-----	1:34.833	-----	-----	1:34.833 79.719
4	250R	4	Barry DAVIDSON	1:35.144	-----	-----	-----	1:35.144 79.459
5	250R	1	Darren BURNS	1:35.586	-----	-----	-----	1:35.586 79.091
6	250R	28	Wayne HAMILTON	1:35.750	-----	-----	-----	1:35.750 78.956
7	250R	19	Kevin STROWGER	-----	1:36.549	-----	-----	1:36.549 78.302
8	250R	2	Emlyn HUGHES	1:37.384	-----	-----	-----	1:37.384 77.631
9	250R	86	Nigel MOORE	-----	1:37.466	-----	-----	1:37.466 77.566
10	Stwins	79	Darren HUGHES	-----	1:37.686	-----	-----	1:37.686 77.391
11	Stwins	38	Darren GILPIN	1:39.676	-----	-----	-----	1:39.676 75.846
12	250R	26	Phil HARVEY	1:40.209	-----	-----	-----	1:40.209 75.442
13	400R	38	Joe PHILLIPS	1:40.864	-----	-----	-----	1:40.864 74.952
14	250R	57	Ian MORRELL	-----	1:41.141	-----	-----	1:41.141 74.747
15	400R	32	Myles BYRNE	1:41.198	-----	-----	-----	1:41.198 74.705
16	400R	51	Colin MARTIN	-----	1:41.366	-----	-----	1:41.366 74.581
17	400R	84	Maria COSTELLO	1:41.524	-----	-----	-----	1:41.524 74.465
18	250R	33	Sam DUNLOP	-----	1:41.685	-----	-----	1:41.685 74.347
19	Stwins	69	Ronnie SCOTT	-----	1:41.696	-----	-----	1:41.696 74.339
20	Stwins	5	Paul LENNON	-----	1:41.698	-----	-----	1:41.698 74.338
21	Stwins	17	Gerry DANIEL	1:41.963	-----	-----	-----	1:41.963 74.145
22	Stwins	169	Philip MULLAN	-----	1:42.128	-----	-----	1:42.128 74.025
23	250R	104	Daley MATHISON	-----	1:42.455	-----	-----	1:42.455 73.788
24	250R	12	Trevor REID	1:45.694	-----	-----	-----	1:45.694 71.527
25	250R	15	Philip ROBINSON	-----	1:45.863	-----	-----	1:45.863 71.413
26	250R	9	Wayne KENNEDY	-----	1:47.417	-----	-----	1:47.417 70.380
27	400R	8	Derek ALLAN	-----	1:47.566	-----	-----	1:47.566 70.282
28	400R	125	Nigel HOWARD	-----	1:48.675	-----	-----	1:48.675 69.565
29	Stwins	61	Roy McLARNON	-----	1:52.853	-----	-----	1:52.853 66.990

These Results are provisional and are subject to ratification by the Stewards of the Meeting.

Track	Orritor	Signed	 Chief Timekeeper	Organising Club	Cookstown & District MCC
Length(miles)	2.1000	Issued At:			
Weather	Sunny				
Track	Dry				



MCUI  
Ulster Centre  
Timing  
www.mcui-uc.org.uk



Powered by  
e-Laps II  
© 2008  
Walter Marks

ROYAL HOTEL & BRAESIDE COOKSTOWN 100

250cc GP / SUPERSPORT 400

Orritor 2.100 Miles

R4: Royal Hotel & Braeside Race A

25/04/2010 11:30

Race (8 Laps)

**RACE 4 - 250GP / SUPERSPORT 400 A**

11	8 A	125 B	9 C
10	84 A	15 B	51 C
9	38 A	32 B	
8			
7	12 A		
6	57 A	33 B	104 C
5	2 A	86 B	26 C
4			
3	19 A		
2	4 A	1 B	28 C
1	6 A POLE POSITION	3 B	71 C



Provisional result subject to confirmation by the Stewards of the Meeting

Orbits

Promoted by Cookstown and District Motorcycle Club

www.amb-it.com

MCUI (Ulster Centre) Timing

www.mylaps.com

view results at [www.elaps-timing.com](http://www.elaps-timing.com)

Licensed to: MCUI

ROYAL HOTEL & BRAESIDE COOKSTOWN 100

250cc GP / SUPERSPORT 400

Orritor 2.100 Miles


R13: Hayes Fuels Race B

25/04/2010 14:30

Race (6 Laps)

RACE 13 - 250GP / SUPERSPORT 400 B

3	61 A		
2	69 A	17 B	169 C
1	79 A POLE POSITION	138 B	5 C



Provisional result subject to confirmation by the Stewards of the Meeting

Orbits

Promoted by Cookstown and District Motorcycle Club

www.amb-it.com

MCUI (Ulster Centre) Timing

www.mylaps.com

view results at [www.elaps-timing.com](http://www.elaps-timing.com)

Licensed to: MCUI

# THE ROYAL HOTEL & BRAESIDE COOKSTOWN 100

250cc GP /SUPERSPORT 400

Race 4 - Royal Hotel & Braeside Junior A

Saturday, 24 April 2010



Pos	Class	No	Name	Machine / Sponsor	Gp	Laps	Total Time	Behind	Speed	-----Best Lap-----		
										Time	Speed	On
<b>Race Classification</b>												
1	250R	6	William DUNLOP	Honda - Wray	a	8	12:19.866		81.745	1:30.724	83.330	3
2	250R	3	Michael DUNLOP	Honda - D & G W Racing	a	8	12:22.930	3.064	81.407	1:31.183	82.910	2
3	250R	71	Davy MORGAN	Honda - Davy Morgan #71 Supporters Club	a	8	12:34.008	14.142	80.211	1:32.378	81.838	8
4	250R	28	Wayne HAMILTON	Honda - D & G W Racing	a	8	12:34.551	14.685	80.154	1:32.773	81.489	8
5	250R	4	Barry DAVIDSON	Honda - Cleaver Browne	a	8	12:34.802	14.936	80.127	1:32.712	81.543	8
6	250R	1	Darren BURNS	Honda - S Gas NI	a	8	12:43.087	23.221	79.257	1:33.828	80.573	3
7	250R	86	Nigel MOORE	Honda - Cleaver Browne	b	8	12:54.855	34.989	78.053	1:34.636	79.885	8
8	250R	19	Kevin STROWGER	TSR Honda - Dave Sandland	a	8	12:59.824	39.958	77.556	1:35.726	78.975	2
9	250R	2	Emlyn HUGHES	Honda - D & G W Racing	b	8	12:59.869	40.003	77.551	1:35.761	78.947	8
10	250R	26	Phil HARVEY	Honda - BP Performance	b	8	13:06.899	47.033	76.859	1:36.000	78.750	5
11	250R	33	Sam DUNLOP	Honda	b	8	13:17.669	57.803	75.821	1:37.735	77.352	4
12	250R	9	Wayne KENNEDY	Honda - Cleaver Browne	c	8	13:22.076	1:02.210	75.404	1:36.051	78.708	7
13	400R	51	Colin MARTIN	Honda 400	c	8	13:23.857	1:03.991	75.237	1:37.815	77.289	8
14	400R	38	Joe PHILLIPS	Kawasaki 400	c	8	13:24.016	1:04.150	75.222	1:37.331	77.673	8
15	250R	104	Daley MATHISON	Honda - DDM Racing	b	8	13:25.520	1:05.654	75.082	1:37.606	77.454	8
16	400R	84	Maria COSTELLO	Honda 400	c	8	13:34.601	1:14.735	74.245	1:37.995	77.147	8
17	400R	32	Myles BYRNE	Honda 400 - Step Racing	c	8	13:35.554	1:15.688	74.158	1:39.268	76.157	8
18	250R	15	Philip ROBINSON	Yamaha	c	7	12:02.790	1 Lap	73.216	1:40.349	75.337	5
19	250R	12	Trevor REID	Yamaha - AWT	b	7	12:11.727	8.937	72.322	1:41.125	74.759	7


## Fastest Lap

250R	6	William DUNLOP	Honda - Wray	a						1:30.724	83.330	3
------	---	----------------	--------------	---	--	--	--	--	--	----------	--------	---

## Not Classified

DNF	250R	57	Ian MORRELL	Honda	b	1	1:43.769	7 Laps	72.854	1:43.769	72.854	1
DNF	400R	125	Nigel HOWARD	Kawasaki 400	c	1	1:59.462	15.693	63.284	1:59.462	63.284	1

These Results are provisional and are subject to ratification by the Stewards of the Meeting.

Track	<b>Orritor</b>	Signed		Organising Club	<b>Cookstown &amp; District MCC</b>
Length(miles)	<b>2.1000</b>		Chief Timekeeper	Warmup Started	
Weather	<b>Sunny</b>			Race Started	<b>11:58:31.789</b>
Track	<b>Dry</b>	Issued At:	12:18:04	Gp Time Diff - b	<b>10.28 / c 21.87</b>



Powered by  
e-Laps II  
© 2008  
Walter Marks


# THE ROYAL HOTEL & BRAESIDE COOKSTOWN 100

250cc GP /SUPERSPORT 400

Race 4 - Royal Hotel & Braeside Junior A

Saturday, 24 April 2010

## DETAILED RESULT



### Race Classification

**1** **6 William DUNLOP**

Total Time **12:19.866** Avg Speed **81.745** Behind  
Best Time **1:30.724** Best Speed **83.330** On **3** Gp **a**

Lap	Elapsed Time	Lap Time	Lap Speed
1	1:36.650	1:36.650	78.220
2	3:07.398	1:30.748	83.308
3	4:38.122	1:30.724	83.330
4	6:09.452	1:31.330	82.777
5	7:41.271	1:31.819	82.336
6	9:13.502	1:32.231	81.968
7	10:45.634	1:32.132	82.056
8	12:19.866	1:34.232	80.228

**2** **3 Michael DUNLOP**

Total Time **12:22.930** Avg Speed **81.407** Behind **3.064**  
Best Time **1:31.183** Best Speed **82.910** On **2** Gp **a**

Lap	Elapsed Time	Lap Time	Lap Speed
1	1:37.344	1:37.344	77.663
2	3:08.527	1:31.183	82.910
3	4:40.680	1:32.153	82.037
4	6:12.846	1:32.166	82.026
5	7:45.005	1:32.159	82.032
6	9:17.392	1:32.387	81.830
7	10:49.594	1:32.202	81.994
8	12:22.930	1:33.336	80.998

**3** **71 Davy MORGAN**

Total Time **12:34.008** Avg Speed **80.211** Behind **14.142**  
Best Time **1:32.378** Best Speed **81.838** On **8** Gp **a**

Lap	Elapsed Time	Lap Time	Lap Speed
1	1:38.733	1:38.733	76.570
2	3:12.919	1:34.186	80.267
3	4:47.654	1:34.735	79.802
4	6:21.860	1:34.206	80.250
5	7:55.475	1:33.615	80.756
6	9:28.895	1:33.420	80.925
7	11:01.630	1:32.735	81.523
8	12:34.008	1:32.378	81.838

### Race Classification

**4** **28 Wayne HAMILTON**

Total Time **12:34.551** Avg Speed **80.154** Behind **14.685**  
Best Time **1:32.773** Best Speed **81.489** On **8** Gp **a**

Lap	Elapsed Time	Lap Time	Lap Speed
1	1:40.058	1:40.058	75.556
2	3:14.043	1:33.985	80.438
3	4:47.813	1:33.770	80.623
4	6:21.554	1:33.741	80.648
5	7:55.602	1:34.048	80.384
6	9:28.543	1:32.941	81.342
7	11:01.778	1:33.235	81.085
8	12:34.551	1:32.773	81.489

**5** **4 Barry DAVIDSON**

Total Time **12:34.802** Avg Speed **80.127** Behind **14.936**  
Best Time **1:32.712** Best Speed **81.543** On **8** Gp **a**

Lap	Elapsed Time	Lap Time	Lap Speed
1	1:40.729	1:40.729	75.053
2	3:14.899	1:34.170	80.280
3	4:48.681	1:33.782	80.612
4	6:22.596	1:33.915	80.498
5	7:55.794	1:33.198	81.118
6	9:29.111	1:33.317	81.014
7	11:02.090	1:32.979	81.309
8	12:34.802	1:32.712	81.543

**6** **1 Darren BURNS**

Total Time **12:43.087** Avg Speed **79.257** Behind **23.221**  
Best Time **1:33.828** Best Speed **80.573** On **3** Gp **a**

Lap	Elapsed Time	Lap Time	Lap Speed
1	1:40.397	1:40.397	75.301
2	3:14.579	1:34.182	80.270
3	4:48.407	1:33.828	80.573
4	6:22.371	1:33.964	80.456
5	7:56.667	1:34.296	80.173
6	9:30.620	1:33.953	80.466
7	11:05.246	1:34.626	79.893
8	12:43.087	1:37.841	77.268




# THE ROYAL HOTEL & BRAESIDE COOKSTOWN 100

250cc GP /SUPERSPORT 400

Race 4 - Royal Hotel & Braeside Junior A

Saturday, 24 April 2010

## DETAILED RESULT



### Race Classification

**7** **86 Nigel MOORE**

Total Time **12:54.855** Avg Speed **78.053** Behind **34.989**  
 Best Time **1:34.636** Best Speed **79.885** On **8** Gp **b**

Lap	Elapsed Time	Lap Time	Lap Speed
1	1:44.777	1:44.777	72.153
2	3:23.869	1:39.092	76.293
3	4:59.980	1:36.111	78.659
4	6:35.247	1:35.267	79.356
5	8:10.804	1:35.557	79.115
6	9:45.564	1:34.760	79.780
7	11:20.219	1:34.655	79.869
8	12:54.855	1:34.636	79.885

**8** **19 Kevin STROWGER**

Total Time **12:59.824** Avg Speed **77.556** Behind **39.958**  
 Best Time **1:35.726** Best Speed **78.975** On **2** Gp **a**

Lap	Elapsed Time	Lap Time	Lap Speed
1	1:41.725	1:41.725	74.318
2	3:17.451	1:35.726	78.975
3	4:53.418	1:35.967	78.777
4	6:29.873	1:36.455	78.379
5	8:06.887	1:37.014	77.927
6	9:44.487	1:37.600	77.459
7	11:22.518	1:38.031	77.118
8	12:59.824	1:37.306	77.693

**9** **2 Emlyn HUGHES**

Total Time **12:59.869** Avg Speed **77.551** Behind **40.003**  
 Best Time **1:35.761** Best Speed **78.947** On **8** Gp **b**

Lap	Elapsed Time	Lap Time	Lap Speed
1	1:43.305	1:43.305	73.181
2	3:20.659	1:37.354	77.655
3	4:57.271	1:36.612	78.251
4	6:33.987	1:36.716	78.167
5	8:10.448	1:36.461	78.374
6	9:47.649	1:37.201	77.777
7	11:24.108	1:36.459	78.375
8	12:59.869	1:35.761	78.947

### Race Classification

**10** **26 Phil HARVEY**

Total Time **13:06.899** Avg Speed **76.859** Behind **47.033**  
 Best Time **1:36.000** Best Speed **78.750** On **5** Gp **b**

Lap	Elapsed Time	Lap Time	Lap Speed
1	1:45.781	1:45.781	71.468
2	3:25.979	1:40.198	75.451
3	5:02.826	1:36.847	78.061
4	6:40.111	1:37.285	77.710
5	8:16.111	1:36.000	78.750
6	9:52.815	1:36.704	78.177
7	11:29.449	1:36.634	78.233
8	13:06.899	1:37.450	77.578

**11** **33 Sam DUNLOP**

Total Time **13:17.669** Avg Speed **75.821** Behind **57.803**  
 Best Time **1:37.735** Best Speed **77.352** On **4** Gp **b**

Lap	Elapsed Time	Lap Time	Lap Speed
1	1:47.862	1:47.862	70.090
2	3:27.282	1:39.420	76.041
3	5:05.664	1:38.382	76.843
4	6:43.399	1:37.735	77.352
5	8:21.197	1:37.798	77.302
6	10:00.243	1:39.046	76.328
7	11:38.676	1:38.433	76.804
8	13:17.669	1:38.993	76.369

**12** **9 Wayne KENNEDY**

Total Time **13:22.076** Avg Speed **75.404** Behind **1:02.210**  
 Best Time **1:36.051** Best Speed **78.708** On **7** Gp **c**

Lap	Elapsed Time	Lap Time	Lap Speed
1	1:51.027	1:51.027	68.092
2	3:32.362	1:41.335	74.604
3	5:12.786	1:40.424	75.281
4	6:52.494	1:39.708	75.821
5	8:29.971	1:37.477	77.557
6	10:08.299	1:38.328	76.886
7	11:44.350	1:36.051	78.708
8	13:22.076	1:37.726	77.359



MCUI  
Ulster Centre  
Timing  
www.mcui-uc.org.uk



Powered by  
e-Laps II  
© 2008  
Walter Marks

# THE ROYAL HOTEL & BRAESIDE COOKSTOWN 100

250cc GP /SUPERSPORT 400

Race 4 - Royal Hotel & Braeside Junior A

Saturday, 24 April 2010

## DETAILED RESULT



### Race Classification

**13** 51 Colin MARTIN

Total Time **13:23.857** Avg Speed **75.237** Behind **1:03.991**  
 Best Time **1:37.815** Best Speed **77.289** On **8** Gp **c**

Lap	Elapsed Time	Lap Time	Lap Speed
1	1:48.731	1:48.731	69.529
2	3:28.794	1:40.063	75.552
3	5:09.239	1:40.445	75.265
4	6:49.012	1:39.773	75.772
5	8:28.483	1:39.471	76.002
6	10:07.740	1:39.257	76.166
7	11:46.042	1:38.302	76.906
8	13:23.857	1:37.815	77.289

**14** 38 Joe PHILLIPS

Total Time **13:24.016** Avg Speed **75.222** Behind **1:04.150**  
 Best Time **1:37.331** Best Speed **77.673** On **8** Gp **c**

Lap	Elapsed Time	Lap Time	Lap Speed
1	1:48.256	1:48.256	69.834
2	3:30.199	1:41.943	74.159
3	5:10.371	1:40.172	75.470
4	6:49.376	1:39.005	76.360
5	8:28.836	1:39.460	76.010
6	10:08.095	1:39.259	76.164
7	11:46.685	1:38.590	76.681
8	13:24.016	1:37.331	77.673

**15** 104 Daley MATHISON

Total Time **13:25.520** Avg Speed **75.082** Behind **1:05.654**  
 Best Time **1:37.606** Best Speed **77.454** On **8** Gp **b**

Lap	Elapsed Time	Lap Time	Lap Speed
1	1:47.019	1:47.019	70.642
2	3:28.712	1:41.693	74.341
3	5:09.525	1:40.813	74.990
4	6:49.190	1:39.665	75.854
5	8:29.045	1:39.855	75.710
6	10:08.672	1:39.627	75.883
7	11:47.914	1:39.242	76.177
8	13:25.520	1:37.606	77.454

### Race Classification

**16** 84 Maria COSTELLO

Total Time **13:34.601** Avg Speed **74.245** Behind **1:14.735**  
 Best Time **1:37.995** Best Speed **77.147** On **8** Gp **c**

Lap	Elapsed Time	Lap Time	Lap Speed
1	1:50.158	1:50.158	68.629
2	3:33.264	1:43.106	73.323
3	5:14.330	1:41.066	74.803
4	6:54.601	1:40.271	75.396
5	8:37.097	1:42.496	73.759
6	10:16.523	1:39.426	76.036
7	11:56.606	1:40.083	75.537
8	13:34.601	1:37.995	77.147

**17** 32 Myles BYRNE

Total Time **13:35.554** Avg Speed **74.158** Behind **1:15.688**  
 Best Time **1:39.268** Best Speed **76.157** On **8** Gp **c**

Lap	Elapsed Time	Lap Time	Lap Speed
1	1:49.067	1:49.067	69.315
2	3:31.866	1:42.799	73.542
3	5:13.663	1:41.797	74.265
4	6:54.190	1:40.527	75.204
5	8:35.267	1:41.077	74.794
6	10:16.002	1:40.735	75.048
7	11:56.286	1:40.284	75.386
8	13:35.554	1:39.268	76.157

**18** 15 Philip ROBINSON

Total Time **12:02.790** Avg Speed **73.216** Behind **1 Lap**  
 Best Time **1:40.349** Best Speed **75.337** On **5** Gp **c**

Lap	Elapsed Time	Lap Time	Lap Speed
1	1:52.462	1:52.462	67.223
2	3:36.814	1:44.352	72.447
3	5:19.241	1:42.427	73.809
4	7:00.362	1:41.121	74.762
5	8:40.711	1:40.349	75.337
6	10:21.829	1:41.118	74.764
7	12:02.790	1:40.961	74.880

**19** 12 Trevor REID

Total Time **12:11.727** Avg Speed **72.322** Behind **8.937**  
 Best Time **1:41.125** Best Speed **74.759** On **7** Gp **b**

Lap	Elapsed Time	Lap Time	Lap Speed
1	1:52.622	1:52.622	67.127
2	3:38.777	1:46.155	71.217
3	5:22.949	1:44.172	72.572
4	7:05.484	1:42.535	73.731
5	8:48.420	1:42.936	73.444
6	10:30.602	1:42.182	73.986
7	12:11.727	1:41.125	74.759



# THE ROYAL HOTEL & BRAESIDE COOKSTOWN 100

250cc GP /SUPERSPORT 400

Race 4 - Royal Hotel & Braeside Junior A

Saturday, 24 April 2010

## DETAILED RESULT



### Not Classified

**DNF** 57 Ian MORRELL

Total Time 1:43.769 Avg Speed 72.854 Behind 7 Laps

Best Time 1:43.769 Best Speed 72.854 On 1 Gp b

Lap	Elapsed Time	Lap Time	Lap Speed
1	1:43.769	1:43.769	72.854

**DNF** 125 Nigel HOWARD

Total Time 1:59.462 Avg Speed 63.284 Behind 15.693

Best Time 1:59.462 Best Speed 63.284 On 1 Gp c


Lap	Elapsed Time	Lap Time	Lap Speed
1	1:59.462	1:59.462	63.284

# THE ROYAL HOTEL & BRAESIDE COOKSTOWN 100

250cc GP /SUPERSPORT 400

Race 4 - Royal Hotel & Braeside Junior A

## LAP CHART



1					3					5				
No	Name	G	Elapsed Time	Lap Time	No	Name	G	Elapsed Time	Lap Time	No	Name	G	Elapsed Time	Lap Time
6	William DUNLOP	a	1:36.650	1:36.650	6	William DUNLOP	a	4:38.122	1:30.724	6	William DUNLOP	a	7:41.271	1:31.819
3	Michael DUNLOP	a	1:37.344	1:37.344	3	Michael DUNLOP	a	4:40.680	1:32.153	3	Michael DUNLOP	a	7:45.005	1:32.159
71	Davy MORGAN	a	1:38.733	1:38.733	71	Davy MORGAN	a	4:47.654	1:34.735	71	Davy MORGAN	a	7:55.475	1:33.615
28	Wayne HAMILTON	a	1:40.058	1:40.058	28	Wayne HAMILTON	a	4:47.813	1:33.770	28	Wayne HAMILTON	a	7:55.602	1:34.048
1	Darren BURNS	a	1:40.397	1:40.397	1	Darren BURNS	a	4:48.407	1:33.828	4	Barry DAVIDSON	a	7:55.794	1:33.198
4	Barry DAVIDSON	a	1:40.729	1:40.729	4	Barry DAVIDSON	a	4:48.681	1:33.782	1	Darren BURNS	a	7:56.667	1:34.296
19	Kevin STROWGER	a	1:41.725	1:41.725	19	Kevin STROWGER	a	4:53.418	1:35.967	19	Kevin STROWGER	a	8:06.887	1:37.014
2	Emlyn HUGHES	b	1:43.305	1:43.305	2	Emlyn HUGHES	b	4:57.271	1:36.612	2	Emlyn HUGHES	b	8:10.448	1:36.461
57	Ian MORRELL	b	1:43.769	1:43.769	86	Nigel MOORE	b	4:59.980	1:36.111	86	Nigel MOORE	b	8:10.804	1:35.557
86	Nigel MOORE	b	1:44.777	1:44.777	26	Phil HARVEY	b	5:02.826	1:36.847	26	Phil HARVEY	b	8:16.111	1:36.000
26	Phil HARVEY	b	1:45.781	1:45.781	33	Sam DUNLOP	b	5:05.664	1:38.382	33	Sam DUNLOP	b	8:21.197	1:37.798
104	Daley MATHISON	b	1:47.019	1:47.019	51	Colin MARTIN	c	5:09.239	1:40.445	51	Colin MARTIN	c	8:28.483	1:39.471
33	Sam DUNLOP	b	1:47.862	1:47.862	104	Daley MATHISON	b	5:09.525	1:40.813	38	Joe PHILLIPS	c	8:28.836	1:39.460
38	Joe PHILLIPS	c	1:48.256	1:48.256	38	Joe PHILLIPS	c	5:10.371	1:40.172	104	Daley MATHISON	b	8:29.045	1:39.855
51	Colin MARTIN	c	1:48.731	1:48.731	9	Wayne KENNEDY	c	5:12.786	1:40.424	9	Wayne KENNEDY	c	8:29.971	1:37.477
32	Myles BYRNE	c	1:49.067	1:49.067	32	Myles BYRNE	c	5:13.663	1:41.797	32	Myles BYRNE	c	8:35.267	1:41.077
84	Maria COSTELLO	c	1:50.158	1:50.158	84	Maria COSTELLO	c	5:14.330	1:41.066	84	Maria COSTELLO	c	8:37.097	1:42.496
9	Wayne KENNEDY	c	1:51.027	1:51.027	15	Philip ROBINSON	c	5:19.241	1:42.427	15	Philip ROBINSON	c	8:40.711	1:40.349
15	Philip ROBINSON	c	1:52.462	1:52.462	12	Trevor REID	b	5:22.949	1:44.172	12	Trevor REID	b	8:48.420	1:42.936
12	Trevor REID	b	1:52.622	1:52.622										
125	Nigel HOWARD	c	1:59.462	1:59.462										

2					4					6				
No	Name	G	Elapsed Time	Lap Time	No	Name	G	Elapsed Time	Lap Time	No	Name	G	Elapsed Time	Lap Time
6	William DUNLOP	a	3:07.398	1:30.748	6	William DUNLOP	a	6:09.452	1:31.330	6	William DUNLOP	a	9:13.502	1:32.231
3	Michael DUNLOP	a	3:08.527	1:31.183	3	Michael DUNLOP	a	6:12.846	1:32.166	3	Michael DUNLOP	a	9:17.392	1:32.387
71	Davy MORGAN	a	3:12.919	1:34.186	28	Wayne HAMILTON	a	6:21.554	1:33.741	28	Wayne HAMILTON	a	9:28.543	1:32.941
28	Wayne HAMILTON	a	3:14.043	1:33.985	71	Davy MORGAN	a	6:21.860	1:34.206	71	Davy MORGAN	a	9:28.895	1:33.420
1	Darren BURNS	a	3:14.579	1:34.182	1	Darren BURNS	a	6:22.371	1:33.964	4	Barry DAVIDSON	a	9:29.111	1:33.317
4	Barry DAVIDSON	a	3:14.899	1:34.170	4	Barry DAVIDSON	a	6:22.596	1:33.915	1	Darren BURNS	a	9:30.620	1:33.953
19	Kevin STROWGER	a	3:17.451	1:35.726	19	Kevin STROWGER	a	6:29.873	1:36.455	19	Kevin STROWGER	a	9:44.487	1:37.600
2	Emlyn HUGHES	b	3:20.659	1:37.354	2	Emlyn HUGHES	b	6:33.987	1:36.716	86	Nigel MOORE	b	9:45.564	1:34.760
86	Nigel MOORE	b	3:23.869	1:39.092	86	Nigel MOORE	b	6:35.247	1:35.267	2	Emlyn HUGHES	b	9:47.649	1:37.201
26	Phil HARVEY	b	3:25.979	1:40.198	26	Phil HARVEY	b	6:40.111	1:37.285	26	Phil HARVEY	b	9:52.815	1:36.704
33	Sam DUNLOP	b	3:27.282	1:39.420	33	Sam DUNLOP	b	6:43.399	1:37.735	33	Sam DUNLOP	b	10:00.243	1:39.046
104	Daley MATHISON	b	3:28.712	1:41.693	51	Colin MARTIN	c	6:49.012	1:39.773	51	Colin MARTIN	c	10:07.740	1:39.257
51	Colin MARTIN	c	3:28.794	1:40.063	104	Daley MATHISON	b	6:49.190	1:39.665	38	Joe PHILLIPS	c	10:08.095	1:39.259
38	Joe PHILLIPS	c	3:30.199	1:41.943	38	Joe PHILLIPS	c	6:49.376	1:39.005	9	Wayne KENNEDY	c	10:08.299	1:38.328
32	Myles BYRNE	c	3:31.866	1:42.799	9	Wayne KENNEDY	c	6:52.494	1:39.708	104	Daley MATHISON	b	10:08.672	1:39.627
9	Wayne KENNEDY	c	3:32.362	1:41.335	32	Myles BYRNE	c	6:54.190	1:40.527	32	Myles BYRNE	c	10:16.002	1:40.735
84	Maria COSTELLO	c	3:33.264	1:43.106	84	Maria COSTELLO	c	6:54.601	1:40.271	84	Maria COSTELLO	c	10:16.523	1:39.426
15	Philip ROBINSON	c	3:36.814	1:44.352	15	Philip ROBINSON	c	7:00.362	1:41.121	15	Philip ROBINSON	c	10:21.829	1:41.118
12	Trevor REID	b	3:38.777	1:46.155	12	Trevor REID	b	7:05.484	1:42.535	12	Trevor REID	b	10:30.602	1:42.182

# THE ROYAL HOTEL & BRAESIDE COOKSTOWN 100

250cc GP /SUPERSPORT 400

Race 4 - Royal Hotel & Braeside Junior A

## LAP CHART



7

No	Name	G	Elapsed Time	Lap Time
6	William DUNLOP	a	10:45.634	1:32.132
3	Michael DUNLOP	a	10:49.594	1:32.202
71	Davy MORGAN	a	11:01.630	1:32.735
28	Wayne HAMILTON	a	11:01.778	1:33.235
4	Barry DAVIDSON	a	11:02.090	1:32.979
1	Darren BURNS	a	11:05.246	1:34.626
86	Nigel MOORE	b	11:20.219	1:34.655
19	Kevin STROWGER	a	11:22.518	1:38.031
2	Emlyn HUGHES	b	11:24.108	1:36.459
26	Phil HARVEY	b	11:29.449	1:36.634
33	Sam DUNLOP	b	11:38.676	1:38.433
9	Wayne KENNEDY	c	11:44.350	1:36.051
51	Colin MARTIN	c	11:46.042	1:38.302
38	Joe PHILLIPS	c	11:46.685	1:38.590
104	Daley MATHISON	b	11:47.914	1:39.242
32	Myles BYRNE	c	11:56.286	1:40.284
84	Maria COSTELLO	c	11:56.606	1:40.083
15	Philip ROBINSON	c	12:02.790	1:40.961
12	Trevor REID	b	12:11.727	1:41.125

8

No	Name	G	Elapsed Time	Lap Time
6	William DUNLOP	a	12:19.866	1:34.232
3	Michael DUNLOP	a	12:22.930	1:33.336
71	Davy MORGAN	a	12:34.008	1:32.378
28	Wayne HAMILTON	a	12:34.551	1:32.773
4	Barry DAVIDSON	a	12:34.802	1:32.712
1	Darren BURNS	a	12:43.087	1:37.841
86	Nigel MOORE	b	12:54.855	1:34.636
19	Kevin STROWGER	a	12:59.824	1:37.306
2	Emlyn HUGHES	b	12:59.869	1:35.761
26	Phil HARVEY	b	13:06.899	1:37.450
33	Sam DUNLOP	b	13:17.669	1:38.993
9	Wayne KENNEDY	c	13:22.076	1:37.726
51	Colin MARTIN	c	13:23.857	1:37.815
38	Joe PHILLIPS	c	13:24.016	1:37.331
104	Daley MATHISON	b	13:25.520	1:37.606
84	Maria COSTELLO	c	13:34.601	1:37.995
32	Myles BYRNE	c	13:35.554	1:39.268

# THE ROYAL HOTEL & BRAESIDE COOKSTOWN 100

250cc GP /SUPERSPORT 400

Race 13 - Hayes Fuels Junior B

Saturday, 24 April 2010



Pos	Class	No	Name	Machine / Sponsor	Gp	Laps	Total Time	Behind	Speed	-----Best Lap-----	
										Time	Speed

## Race Classification

1	250R	104	Daley MATHISON	Honda - DDM Racing	a	6	9:46.786		77.302	1:35.545	79.125	6
2	Stwins	79	Darren HUGHES	Kawasaki 650 - Fatboyz / KMR Racing	a	6	9:47.190	0.404	77.249	1:35.411	79.236	6
3	Stwins	38	Darren GILPIN	Suzuki 650 - Irish Racer	a	6	10:14.795	28.009	73.781	1:40.804	74.997	6
4	Stwins	69	Ronnie SCOTT	Suzuki 650	a	6	10:15.676	28.890	73.675	1:40.858	74.957	3
5	Stwins	17	Gerry DANIEL	Suzuki 650	a	6	10:16.161	29.375	73.617	1:39.890	75.683	6
6	Stwins	5	Paul LENNON	Kawasaki 650	a	6	10:18.210	31.424	73.373	1:41.582	74.423	5
7	Stwins	61	Roy McLARNON	Suzuki 650	a	6	11:27.736	1:40.950	65.956	1:52.204	67.377	5


## Fastest Lap

Stwins	79	Darren HUGHES	Kawasaki 650 - Fatboyz / KMR Racing	a						1:35.411	79.236	6
--------	----	---------------	-------------------------------------	---	--	--	--	--	--	----------	--------	---

## Not Classified

<b>DNF</b>	Stwins	169	Philip MULLAN	Suzuki 650 - PM & Sons	a	1	1:59.700	5 Laps	63.158	1:59.700	63.158	1
------------	--------	-----	---------------	------------------------	---	---	----------	--------	--------	----------	--------	---

These Results are provisional and are subject to ratification by the Stewards of the Meeting.

Track	<b>Orritor</b>	Signed		Organising Club	<b>Cookstown &amp; District MCC</b>
Length(miles)	<b>2.1000</b>		Chief Timekeeper	Warmup Started	
Weather	<b>Sunny</b>			Race Started	<b>15:40:28.190</b>
Track	<b>Dry</b>	Issued At:	15:54:56		



**MCUI**  
Ulster Centre  
Timing  
www.mcui-uc.org.uk



Powered by  
**e-Laps II**  
© 2008  
Walter Marks



250cc GP /SUPERSPORT 400

Race 13 - Hayes Fuels Junior B

Saturday, 24 April 2010

DETAILED RESULT

**Race Classification**

**1** 104 Daley MATHISON

Total Time **9:46.786** Avg Speed **77.302** Behind  
 Best Time **1:35.545** Best Speed **79.125** On **6** Gp **a**

Lap	Elapsed Time	Lap Time	Lap Speed
1	1:43.260	1:43.260	73.213
2	3:20.949	1:37.689	77.388
3	4:58.048	1:37.099	77.859
4	6:35.393	1:37.345	77.662
5	8:11.241	1:35.848	78.875
6	9:46.786	1:35.545	79.125

**2** 79 Darren HUGHES

Total Time **9:47.190** Avg Speed **77.249** Behind **0.404**  
 Best Time **1:35.411** Best Speed **79.236** On **6** Gp **a**

Lap	Elapsed Time	Lap Time	Lap Speed
1	1:41.570	1:41.570	74.431
2	3:21.223	1:39.653	75.863
3	4:58.265	1:37.042	77.904
4	6:34.658	1:36.393	78.429
5	8:11.779	1:37.121	77.841
6	9:47.190	1:35.411	79.236

**3** 38 Darren GILPIN

Total Time **10:14.795** Avg Speed **73.781** Behind **28.009**  
 Best Time **1:40.804** Best Speed **74.997** On **6** Gp **a**

Lap	Elapsed Time	Lap Time	Lap Speed
1	1:45.210	1:45.210	71.856
2	3:27.380	1:42.170	73.994
3	5:10.536	1:43.156	73.287
4	6:52.910	1:42.374	73.847
5	8:33.991	1:41.081	74.792
6	10:14.795	1:40.804	74.997

**4** 69 Ronnie SCOTT

Total Time **10:15.676** Avg Speed **73.675** Behind **28.890**  
 Best Time **1:40.858** Best Speed **74.957** On **3** Gp **a**

Lap	Elapsed Time	Lap Time	Lap Speed
1	1:47.812	1:47.812	70.122
2	3:30.354	1:42.542	73.726
3	5:11.212	1:40.858	74.957
4	6:53.546	1:42.334	73.876
5	8:34.761	1:41.215	74.692
6	10:15.676	1:40.915	74.915

**Race Classification**

**5** 17 Gerry DANIEL

Total Time **10:16.161** Avg Speed **73.617** Behind **29.375**  
 Best Time **1:39.890** Best Speed **75.683** On **6** Gp **a**

Lap	Elapsed Time	Lap Time	Lap Speed
1	1:48.249	1:48.249	69.839
2	3:30.546	1:42.297	73.902
3	5:11.983	1:41.437	74.529
4	6:54.723	1:42.740	73.584
5	8:36.271	1:41.548	74.448
6	10:16.161	1:39.890	75.683

**6** 5 Paul LENNON

Total Time **10:18.210** Avg Speed **73.373** Behind **31.424**  
 Best Time **1:41.582** Best Speed **74.423** On **5** Gp **a**

Lap	Elapsed Time	Lap Time	Lap Speed
1	1:47.981	1:47.981	70.012
2	3:30.061	1:42.080	74.060
3	5:11.780	1:41.719	74.322
4	6:54.531	1:42.751	73.576
5	8:36.113	1:41.582	74.423
6	10:18.210	1:42.097	74.047

**7** 61 Roy McLARNON

Total Time **11:27.736** Avg Speed **65.956** Behind **1:40.950**  
 Best Time **1:52.204** Best Speed **67.377** On **5** Gp **a**

Lap	Elapsed Time	Lap Time	Lap Speed
1	1:59.812	1:59.812	63.099
2	3:54.223	1:54.411	66.078
3	5:47.904	1:53.681	66.502
4	7:41.975	1:54.071	66.275
5	9:34.179	1:52.204	67.377
6	11:27.736	1:53.557	66.574

**Not Classified**

**DNF** 169 Philip MULLAN

Total Time **1:59.700** Avg Speed **63.158** Behind **5 Laps**  
 Best Time **1:59.700** Best Speed **63.158** On **1** Gp **a**

Lap	Elapsed Time	Lap Time	Lap Speed
1	1:59.700	1:59.700	63.158




# THE ROYAL HOTEL & BRAESIDE COOKSTOWN 100

250cc GP /SUPERSPORT 400

Race 13 - Hayes Fuels Junior B

## LAP CHART



**1**

No	Name	G	Elapsed Time	Lap Time
79	Darren HUGHES	a	1:41.570	1:41.570
104	Daley MATHISON	a	1:43.260	1:43.260
38	Darren GILPIN	a	1:45.210	1:45.210
69	Ronnie SCOTT	a	1:47.812	1:47.812
5	Paul LENNON	a	1:47.981	1:47.981
17	Gerry DANIEL	a	1:48.249	1:48.249
169	Philip MULLAN	a	1:59.700	1:59.700
61	Roy McLARNON	a	1:59.812	1:59.812

**2**

No	Name	G	Elapsed Time	Lap Time
104	Daley MATHISON	a	3:20.949	1:37.689
79	Darren HUGHES	a	3:21.223	1:39.653
38	Darren GILPIN	a	3:27.380	1:42.170
5	Paul LENNON	a	3:30.061	1:42.080
69	Ronnie SCOTT	a	3:30.354	1:42.542
17	Gerry DANIEL	a	3:30.546	1:42.297
61	Roy McLARNON	a	3:54.223	1:54.411

**3**

No	Name	G	Elapsed Time	Lap Time
104	Daley MATHISON	a	4:58.048	1:37.099
79	Darren HUGHES	a	4:58.265	1:37.042
38	Darren GILPIN	a	5:10.536	1:43.156
69	Ronnie SCOTT	a	5:11.212	1:40.858
5	Paul LENNON	a	5:11.780	1:41.719
17	Gerry DANIEL	a	5:11.983	1:41.437
61	Roy McLARNON	a	5:47.904	1:53.681

**4**

No	Name	G	Elapsed Time	Lap Time
79	Darren HUGHES	a	6:34.658	1:36.393
104	Daley MATHISON	a	6:35.393	1:37.345
38	Darren GILPIN	a	6:52.910	1:42.374
69	Ronnie SCOTT	a	6:53.546	1:42.334
5	Paul LENNON	a	6:54.531	1:42.751
17	Gerry DANIEL	a	6:54.723	1:42.740
61	Roy McLARNON	a	7:41.975	1:54.071

**5**

No	Name	G	Elapsed Time	Lap Time
104	Daley MATHISON	a	8:11.241	1:35.848
79	Darren HUGHES	a	8:11.779	1:37.121
38	Darren GILPIN	a	8:33.991	1:41.081
69	Ronnie SCOTT	a	8:34.761	1:41.215
5	Paul LENNON	a	8:36.113	1:41.582
17	Gerry DANIEL	a	8:36.271	1:41.548
61	Roy McLARNON	a	9:34.179	1:52.204

**6**

No	Name	G	Elapsed Time	Lap Time
104	Daley MATHISON	a	9:46.786	1:35.545
79	Darren HUGHES	a	9:47.190	1:35.411
38	Darren GILPIN	a	10:14.795	1:40.804
69	Ronnie SCOTT	a	10:15.676	1:40.915
17	Gerry DANIEL	a	10:16.161	1:39.890
5	Paul LENNON	a	10:18.210	1:42.097
61	Roy McLARNON	a	11:27.736	1:53.557