



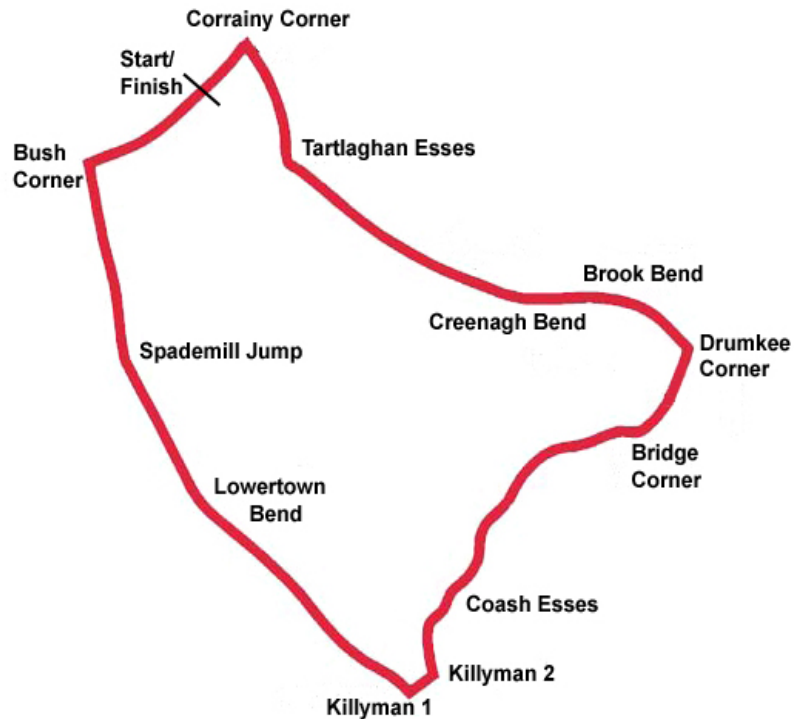
Friday 18th & Saturday 19th June 2010

promoted by Dungannon & District MCC
www.bushroadraces.com

**DERRY MORGAN TRANSPORT
SENIOR SUPPORT**



Bush Circuit 3.3078 miles



LAP RECORDS

Class	Rider	Machine	m	s	mph	Year
125cc	Michael Dunlop	Honda	2	28.516	80.180	2007
250cc	Ryan Farquhar	Honda	2	20.882	84.525	2008
Supersport 400	Joe Phillips	Kawasaki	2	30.508	79.119	2008
Supertwins	Wayne Kirwan	Suzuki 650	2	30.472	79.138	2008
Supersport	Ryan Farquhar	Kawasaki	2	17.355	86.696	2009
Open 1000cc	Ryan Farquhar	Kawasaki	2	15.447	87.917	2009
	Michael Dunlop	Yamaha 600	2	15.447	87.917	2009
Senior Support	Benny Smith	Suzuki 750	2	24.178	82.593	2009
Junior Support	Wayne Hamilton	Honda 250	2	32.872	77.896	2009
Classic 1000cc	Robert McCrum	Weslake 850	2	40.470	74.208	2006
Classic 500cc	Neill McWhirter	Norton	2	37.104	75.797	2009
Classic 350cc	Adrian McFarland	Honda	2	40.433	74.225	2008
Classic 250cc	Geoff McMullan	Suzuki	2	52.574	69.003	2006

MOST WINS at BUSH ROAD RACE

Ryan Farquhar	6	2008-09
Conor Cummins	3	2007
Nigel Moore	3	2007-09

ALL TIME IRISH ROAD RACE WINNERS (after North West 200 2010)

Most Wins at All Irish Road Race Meetings			Most Wins at Irish National Road Race Meetings				
1.	Joey Dunlop	156	1971-00	1.	Ryan Farquhar	126*	1995-10
2.	Robert Dunlop	135	1980-08	2.	Joey Dunlop	119	1971-00
	Ryan Farquhar	135*	1995-10	3.	Robert Dunlop	111	1980-08
4.	Ray McCullough	109	1960-82	4.	Ray McCullough	99	1960-82
5.	Phillip McCallen	109	1987-99	5.	Phillip McCallen	84	1987-99

* pending appeal about result of the 125ccGP/Moto 450 race at Cookstown 100

H2 ENGINEERING BUSH ROAD RACES

SENIOR SUPPORT


Group A Qualifying

Friday, 18 June 2010



Pos	Class	No	Name	Machine / Sponsor	----- Best Lap -----			Laps	
					Time	Behind	Speed		
Qualifying Classification									
1	SSEN	99	David YEOMANS	Yamaha 600 - Razor Blade Racing	2:27.672		80.639	3	4
2	SSEN	68	Noel BOYD	Suzuki 600	2:30.881	3.209	78.924	4	4
3	SSEN	117	Gary MILLER	Suzuki 750	2:31.271	3.599	78.720	4	4
4	SSEN	150	Liam KELLY	Yamaha 600	2:31.474	3.802	78.615	4	4
5	SSEN	9	Alan KENNY	Honda 600	2:32.793	5.121	77.936	4	4
6	SSEN	45	Craig SHIRLAW	Kawasaki 600 - Shirlaws Motorcycles	2:34.432	6.760	77.109	4	4
7	SSEN	41	Nigel REA	Suzuki 750	2:35.109	7.437	76.772	3	4
8	SSEN	71	Darren ODWYER	Yamaha 600	2:35.280	7.608	76.688	3	4
9	SSEN	29	Richard McLOUGHLIN	Yamaha 600	2:36.344	8.672	76.166	3	4
10	SSEN	44	Mick JORDAN	Honda 600	2:37.871	10.199	75.429	3	4
11	SSEN	106	Bernard DALY	Suzuki 750	2:39.495	11.823	74.661	3	4
12	SSEN	60	George SCOTT	Honda 600	2:40.106	12.434	74.376	3	4
13	SSEN	11	John CAHILL	Suzuki 750	2:40.614	12.942	74.141	2	4
14	SSEN	57	Adrian LOGUE	Suzuki 750	2:42.014	14.342	73.500	4	4
15	SSEN	14	Rodney LITTLE	Yamaha 600	2:42.539	14.867	73.263	4	4
16	SSEN	113	Ronan PENTONY	Suzuki 750	2:42.793	15.121	73.149	4	4
17	SSEN	169	Philip MULLAN	Honda 600 - PM & Sons	2:44.028	16.356	72.598	2	2
18	SSEN	333	Warren REEVE	Yamaha 600 - Flexipatch	2:44.882	17.210	72.222	4	4
19	SSEN	37	Darren FAGAN	Suzuki 750	2:46.210	18.538	71.645	2	4
20	SSEN	18	Stuart ROBB	Honda 600 - Moto World	2:54.735	27.063	68.149	4	4
21	SSEN	5	Bill RICE	Yamaha 600 - Anderton	3:01.058	33.386	65.769	2	4
22	SSEN	144	Yvonne MONTGOMERY	Suzuki 600	3:06.345	38.673	63.903	3	4

These Results are provisional and are subject to ratification by the Stewards of the Meeting.

Track	Bush	Signed		Organising Club	Dungannon & District MCC
Length(miles)	3.3078		Chief Timekeeper	Qualifying Started	18:56:41.019
Weather	Sunny	Issued At:	19:10:21		
Track	Dry				



MCUI
Ulster Centre
Timing
www.mcui-uc.org.uk



Powered by
e-Laps II
© 2008
Walter Marks

H2 ENGINEERING BUSH ROAD RACES



SENIOR SUPPORT

Group A Qualifying

Friday, 18 June 2010

DETAILED RESULT

Qualifying Classification

Position

1 99 David YEOMANS

Behind

Best Time **2:27.672** Best Speed **80.639** On 3 Gp a

Lap	Elapsed Time	Lap Time	Lap Speed
1	2:41.919	2:41.919	73.543
2	5:10.478	2:28.559	80.157
3	7:38.150	2:27.672	80.639
4	10:07.287	2:29.137	79.847

2 68 Noel BOYD

Behind **3.209**

Best Time **2:30.881** Best Speed **78.924** On 4 Gp a

Lap	Elapsed Time	Lap Time	Lap Speed
1	3:08.322	3:08.322	63.233
2	5:53.925	2:45.603	71.907
3	8:30.669	2:36.744	75.972
4	11:01.550	2:30.881	78.924

3 117 Gary MILLER

Behind **3.599**

Best Time **2:31.271** Best Speed **78.720** On 4 Gp a

Lap	Elapsed Time	Lap Time	Lap Speed
1	3:04.807	3:04.807	64.435
2	5:39.060	2:34.253	77.198
3	8:13.201	2:34.141	77.254
4	10:44.472	2:31.271	78.720

4 150 Liam KELLY

Behind **3.802**

Best Time **2:31.474** Best Speed **78.615** On 4 Gp a

Lap	Elapsed Time	Lap Time	Lap Speed
1	3:04.125	3:04.125	64.674
2	5:40.037	2:35.912	76.377
3	8:13.517	2:33.480	77.587
4	10:44.991	2:31.474	78.615

5 9 Alan KENNY

Behind **5.121**

Best Time **2:32.793** Best Speed **77.936** On 4 Gp a

Lap	Elapsed Time	Lap Time	Lap Speed
1	3:07.716	3:07.716	63.437
2	5:53.241	2:45.525	71.941
3	8:29.185	2:35.944	76.361
4	11:01.978	2:32.793	77.936

Qualifying Classification

Position

6 45 Craig SHIRLAW

Behind **6.760**

Best Time **2:34.432** Best Speed **77.109** On 4 Gp a

Lap	Elapsed Time	Lap Time	Lap Speed
1	3:29.186	3:29.186	56.926
2	6:05.560	2:36.374	76.151
3	8:41.044	2:35.484	76.587
4	11:15.476	2:34.432	77.109

7 41 Nigel REA

Behind **7.437**

Best Time **2:35.109** Best Speed **76.772** On 3 Gp a

Lap	Elapsed Time	Lap Time	Lap Speed
1	3:31.327	3:31.327	56.349
2	6:12.564	2:41.237	73.855
3	8:47.673	2:35.109	76.772
4	11:26.749	2:39.076	74.858

8 71 Darren ODWYER

Behind **7.608**

Best Time **2:35.280** Best Speed **76.688** On 3 Gp a

Lap	Elapsed Time	Lap Time	Lap Speed
1	2:59.281	2:59.281	66.421
2	5:36.931	2:37.650	75.535
3	8:12.211	2:35.280	76.688
4	10:47.862	2:35.651	76.505

9 29 Richard McLOUGHLIN

Behind **8.672**

Best Time **2:36.344** Best Speed **76.166** On 3 Gp a

Lap	Elapsed Time	Lap Time	Lap Speed
1	3:23.576	3:23.576	58.495
2	6:08.707	2:45.131	72.113
3	8:45.051	2:36.344	76.166
4	11:25.987	2:40.936	73.993

10 44 Mick JORDAN

Behind **10.199**

Best Time **2:37.871** Best Speed **75.429** On 3 Gp a

Lap	Elapsed Time	Lap Time	Lap Speed
1	3:24.159	3:24.159	58.327
2	6:06.576	2:42.417	73.318
3	8:44.447	2:37.871	75.429
4	11:26.415	2:41.968	73.521

H2 ENGINEERING BUSH ROAD RACES



SENIOR SUPPORT

Group A Qualifying

Friday, 18 June 2010

DETAILED RESULT

Qualifying Classification

Position

11 106 Bernard DALY

Behind 11.823

Best Time 2:39.495 Best Speed 74.661 On 3 Gp a

Lap	Elapsed Time	Lap Time	Lap Speed
1	3:21.275	3:21.275	59.163
2	6:03.023	2:41.748	73.621
3	8:42.518	2:39.495	74.661
4	11:25.076	2:42.558	73.254

12 60 George SCOTT

Behind 12.434

Best Time 2:40.106 Best Speed 74.376 On 3 Gp a

Lap	Elapsed Time	Lap Time	Lap Speed
1	3:18.815	3:18.815	59.895
2	6:02.051	2:43.236	72.950
3	8:42.157	2:40.106	74.376
4	11:24.013	2:41.856	73.572

13 11 John CAHILL

Behind 12.942

Best Time 2:40.614 Best Speed 74.141 On 2 Gp a

Lap	Elapsed Time	Lap Time	Lap Speed
1	3:19.597	3:19.597	59.661
2	6:00.211	2:40.614	74.141
3	8:40.852	2:40.641	74.129
4	11:25.861	2:45.009	72.166

14 57 Adrian LOGUE

Behind 14.342

Best Time 2:42.014 Best Speed 73.500 On 4 Gp a

Lap	Elapsed Time	Lap Time	Lap Speed
1	3:31.107	3:31.107	56.408
2	6:23.918	2:52.811	68.908
3	9:09.215	2:45.297	72.041
4	11:51.229	2:42.014	73.500

15 14 Rodney LITTLE

Behind 14.867

Best Time 2:42.539 Best Speed 73.263 On 4 Gp a

Lap	Elapsed Time	Lap Time	Lap Speed
1	3:30.332	3:30.332	56.616
2	6:23.450	2:53.118	68.786
3	9:11.398	2:47.948	70.903
4	11:53.937	2:42.539	73.263

Qualifying Classification

Position

16 113 Ronan PENTONY

Behind 15.121

Best Time 2:42.793 Best Speed 73.149 On 4 Gp a

Lap	Elapsed Time	Lap Time	Lap Speed
1	3:03.980	3:03.980	64.725
2	5:47.826	2:43.846	72.678
3	8:33.078	2:45.252	72.060
4	11:15.871	2:42.793	73.149

17 169 Philip MULLAN

Behind 16.356

Best Time 2:44.028 Best Speed 72.598 On 2 Gp a

Lap	Elapsed Time	Lap Time	Lap Speed
1	3:26.324	3:26.324	57.715
2	6:10.352	2:44.028	72.598

18 333 Warren REEVE

Behind 17.210

Best Time 2:44.882 Best Speed 72.222 On 4 Gp a

Lap	Elapsed Time	Lap Time	Lap Speed
1	3:07.265	3:07.265	63.589
2	5:53.726	2:46.461	71.537
3	8:39.915	2:46.189	71.654
4	11:24.797	2:44.882	72.222

19 37 Darren FAGAN

Behind 18.538

Best Time 2:46.210 Best Speed 71.645 On 2 Gp a

Lap	Elapsed Time	Lap Time	Lap Speed
1	3:06.620	3:06.620	63.809
2	5:52.830	2:46.210	71.645
3	8:39.543	2:46.713	71.429
4	11:30.360	2:50.817	69.712

20 18 Stuart ROBB

Behind 27.063

Best Time 2:54.735 Best Speed 68.149 On 4 Gp a

Lap	Elapsed Time	Lap Time	Lap Speed
1	3:55.898	3:55.898	50.480
2	6:54.457	2:58.559	66.690
3	9:49.268	2:54.811	68.120
4	12:44.003	2:54.735	68.149



H2 ENGINEERING BUSH ROAD RACES



SENIOR SUPPORT

Group A Qualifying

Friday, 18 June 2010

DETAILED RESULT

Qualifying Classification

Position

21 5 Bill RICE

Behind 33.386

Best Time 3:01.058 Best Speed 65.769 On 2 Gp a

Lap	Elapsed Time	Lap Time	Lap Speed
1	3:36.331	3:36.331	55.046
2	6:37.389	3:01.058	65.769
3	9:40.652	3:03.263	64.978
4	12:41.836	3:01.184	65.724

22 144 Yvonne MONTGOMERY

Behind 38.673

Best Time 3:06.345 Best Speed 63.903 On 3 Gp a

Lap	Elapsed Time	Lap Time	Lap Speed
1	3:26.298	3:26.298	57.723
2	6:33.295	3:06.997	63.681
3	9:39.640	3:06.345	63.903
4	12:56.539	3:16.899	60.478

H2 ENGINEERING BUSH ROAD RACES

SENIOR SUPPORT


Group B Qualifying

Friday, 18 June 2010



Pos	Class	No	Name	Machine / Sponsor	----- Best Lap -----			Laps	
					Time	Behind	Speed		
Qualifying Classification									
1	SSEN	120	Jonathan MARK	Honda 600 - JMR	2:24.649		82.324	2	4
2	SSEN	31	Shaun ANDERSON	Suzuki 750 - ARD	2:25.864	1.215	81.638	4	4
3	SSEN	153	Stephen LARKIN	Honda 600 - SLR	2:26.122	1.473	81.494	4	4
4	SSEN	3	Dean HARRISON	Yamaha 600 - McKinstry Racing	2:27.801	3.152	80.568	4	4
5	SSEN	95	Robert GORDON	Honda 600	2:32.598	7.949	78.036	3	4
6	SSEN	81	Julian KIRK	Yamaha 600	2:37.659	13.010	75.531	4	4
7	SSEN	174	Rodney PATTON	Suzuki 600 - N.J.T. Racing	2:37.694	13.045	75.514	4	4
8	SSEN	103	Reuben McPHEE	Yamaha 600 - N.J.T. Racing	2:37.879	13.230	75.425	4	4
9	SSEN	46	Stephen WILSON	Suzuki 750	2:38.219	13.570	75.263	4	4
10	SSEN	43	Neil VICARS	Honda 600	2:38.466	13.817	75.146	4	4
11	SSEN	33	David HOWARD	Yamaha 600	2:41.458	16.809	73.753	4	4
12	SSEN	90	Stuart KIRK	Kawasaki 600	2:44.033	19.384	72.596	4	4
13	SSEN	96	Stephen CARR	Kawasaki 600	2:45.053	20.404	72.147	4	4
14	SSEN	19	Stephen BEATTIE	Triumph 675 - CB Car Parking	3:08.072	43.423	63.317	3	3

These Results are provisional and are subject to ratification by the Stewards of the Meeting.

Track	Bush	Signed		Organising Club	Dungannon & District MCC
Length(miles)	3.3078		Chief Timekeeper	Qualifying Started	19:15:34.037
Weather	Sunny	Issued At:	19:28:20		
Track	Dry				



MCUI
Ulster Centre
Timing
www.mcui-uc.org.uk



Powered by
e-Laps II
© 2008
Walter Marks

H2 ENGINEERING BUSH ROAD RACES



SENIOR SUPPORT

Group B Qualifying

Friday, 18 June 2010

DETAILED RESULT

Qualifying Classification

Position

1 120 Jonathan MARK

Behind

Best Time **2:24.649** Best Speed **82.324** On 2 Gp a

Lap	Elapsed Time	Lap Time	Lap Speed
1	2:33.157	2:33.157	77.751
2	4:57.806	2:24.649	82.324
3	7:25.425	2:27.619	80.668
4	9:55.243	2:29.818	79.484

2 31 Shaun ANDERSON

Behind 1.215

Best Time **2:25.864** Best Speed **81.638** On 4 Gp a

Lap	Elapsed Time	Lap Time	Lap Speed
1	2:54.091	2:54.091	68.401
2	5:24.830	2:30.739	78.998
3	7:53.243	2:28.413	80.236
4	10:19.107	2:25.864	81.638

3 153 Stephen LARKIN

Behind 1.473

Best Time **2:26.122** Best Speed **81.494** On 4 Gp a

Lap	Elapsed Time	Lap Time	Lap Speed
1	2:54.920	2:54.920	68.077
2	5:25.371	2:30.451	79.149
3	7:51.894	2:26.523	81.271
4	10:18.016	2:26.122	81.494

4 3 Dean HARRISON

Behind 3.152

Best Time **2:27.801** Best Speed **80.568** On 4 Gp a

Lap	Elapsed Time	Lap Time	Lap Speed
1	2:42.820	2:42.820	73.136
2	5:11.504	2:28.684	80.090
3	7:40.727	2:29.223	79.801
4	10:08.528	2:27.801	80.568

5 95 Robert GORDON

Behind 7.949

Best Time **2:32.598** Best Speed **78.036** On 3 Gp a

Lap	Elapsed Time	Lap Time	Lap Speed
1	3:00.296	3:00.296	66.047
2	5:53.284	2:52.988	68.838
3	8:25.882	2:32.598	78.036
4	11:00.282	2:34.400	77.125

Qualifying Classification

Position

6 81 Julian KIRK

Behind 13.010

Best Time **2:37.659** Best Speed **75.531** On 4 Gp a

Lap	Elapsed Time	Lap Time	Lap Speed
1	3:09.796	3:09.796	62.741
2	5:54.967	2:45.171	72.095
3	8:39.476	2:44.509	72.386
4	11:17.135	2:37.659	75.531

7 174 Rodney PATTON

Behind 13.045

Best Time **2:37.694** Best Speed **75.514** On 4 Gp a

Lap	Elapsed Time	Lap Time	Lap Speed
1	2:56.757	2:56.757	67.370
2	5:42.994	2:46.237	71.633
3	8:23.463	2:40.469	74.208
4	11:01.157	2:37.694	75.514

8 103 Reuben McPHEE

Behind 13.230

Best Time **2:37.879** Best Speed **75.425** On 4 Gp a

Lap	Elapsed Time	Lap Time	Lap Speed
1	2:59.670	2:59.670	66.278
2	5:42.484	2:42.814	73.139
3	8:21.983	2:39.499	74.659
4	10:59.862	2:37.879	75.425

9 46 Stephen WILSON

Behind 13.570

Best Time **2:38.219** Best Speed **75.263** On 4 Gp a

Lap	Elapsed Time	Lap Time	Lap Speed
1	2:57.091	2:57.091	67.243
2	5:41.641	2:44.550	72.368
3	8:20.675	2:39.034	74.878
4	10:58.894	2:38.219	75.263

10 43 Neil VICARS

Behind 13.817

Best Time **2:38.466** Best Speed **75.146** On 4 Gp a

Lap	Elapsed Time	Lap Time	Lap Speed
1	2:57.742	2:57.742	66.996
2	5:42.073	2:44.331	72.464
3	8:21.147	2:39.074	74.859
4	10:59.613	2:38.466	75.146



H2 ENGINEERING BUSH ROAD RACES



SENIOR SUPPORT

Group B Qualifying

Friday, 18 June 2010

DETAILED RESULT

Qualifying Classification

Position

11 33 David HOWARD

Behind **16.809**

Best Time **2:41.458** Best Speed **73.753** On **4** Gp **a**

Lap	Elapsed Time	Lap Time	Lap Speed
1	2:56.009	2:56.009	67.656
2	5:41.513	2:45.504	71.950
3	8:27.228	2:45.715	71.859
4	11:08.686	2:41.458	73.753

12 90 Stuart KIRK

Behind **19.384**

Best Time **2:44.033** Best Speed **72.596** On **4** Gp **a**

Lap	Elapsed Time	Lap Time	Lap Speed
1	2:55.600	2:55.600	67.814
2	5:41.167	2:45.567	71.923
3	8:25.471	2:44.304	72.476
4	11:09.504	2:44.033	72.596

13 96 Stephen CARR

Behind **20.404**

Best Time **2:45.053** Best Speed **72.147** On **4** Gp **a**

Lap	Elapsed Time	Lap Time	Lap Speed
1	3:05.460	3:05.460	64.208
2	5:54.431	2:48.971	70.474
3	8:40.434	2:46.003	71.734
4	11:25.487	2:45.053	72.147

14 19 Stephen BEATTIE

Behind **43.423**

Best Time **3:08.072** Best Speed **63.317** On **3** Gp **a**

Lap	Elapsed Time	Lap Time	Lap Speed
1	3:42.947	3:42.947	53.412
2	6:51.736	3:08.789	63.076
3	9:59.808	3:08.072	63.317

H2 ENGINEERING BUSH ROAD RACES


SENIOR SUPPORT Combined Qualifying



-----Best Time / Qual Laps-----									
Pos	Class	No	Name	Session A	Session B	Session C	Session D	Overall Best Time / Speed / Total Qual Laps	
1	SSEN	120	Jonathan MARK	-----	2:24.649	-----	-----	2:24.649	82.324
2	SSEN	31	Shaun ANDERSON	-----	2:25.864	-----	-----	2:25.864	81.638
3	SSEN	153	Stephen LARKIN	-----	2:26.122	-----	-----	2:26.122	81.494
4	SSEN	99	David YEOMANS	2:27.672	-----	-----	-----	2:27.672	80.639
5	SSEN	3	Dean HARRISON	-----	2:27.801	-----	-----	2:27.801	80.568
6	SSEN	68	Noel BOYD	2:30.881	-----	-----	-----	2:30.881	78.924
7	SSEN	117	Gary MILLER	2:31.271	-----	-----	-----	2:31.271	78.720
8	SSEN	150	Liam KELLY	2:31.474	-----	-----	-----	2:31.474	78.615
9	SSEN	95	Robert GORDON	-----	2:32.598	-----	-----	2:32.598	78.036
10	SSEN	9	Alan KENNY	2:32.793	-----	-----	-----	2:32.793	77.936
11	SSEN	45	Craig SHIRLAW	2:34.432	-----	-----	-----	2:34.432	77.109
12	SSEN	41	Nigel REA	2:35.109	-----	-----	-----	2:35.109	76.772
13	SSEN	71	Darren ODWYER	2:35.280	-----	-----	-----	2:35.280	76.688
14	SSEN	29	Richard McLoughlin	2:36.344	-----	-----	-----	2:36.344	76.166
15	SSEN	81	Julian KIRK	-----	2:37.659	-----	-----	2:37.659	75.531
16	SSEN	174	Rodney PATTON	-----	2:37.694	-----	-----	2:37.694	75.514
17	SSEN	44	Mick JORDAN	2:37.871	-----	-----	-----	2:37.871	75.429
18	SSEN	103	Reuben McPHEE	-----	2:37.879	-----	-----	2:37.879	75.425
19	SSEN	46	Stephen WILSON	-----	2:38.219	-----	-----	2:38.219	75.263
20	SSEN	43	Neil VICARS	-----	2:38.466	-----	-----	2:38.466	75.146
21	SSEN	106	Bernard DALY	2:39.495	-----	-----	-----	2:39.495	74.661
22	SSEN	60	George SCOTT	2:40.106	-----	-----	-----	2:40.106	74.376
23	SSEN	11	John CAHILL	2:40.614	-----	-----	-----	2:40.614	74.141
24	SSEN	33	David HOWARD	-----	2:41.458	-----	-----	2:41.458	73.753
25	SSEN	57	Adrian LOGUE	2:42.014	-----	-----	-----	2:42.014	73.500
26	SSEN	14	Rodney LITTLE	2:42.539	-----	-----	-----	2:42.539	73.263
27	SSEN	113	Ronan PENTONY	2:42.793	-----	-----	-----	2:42.793	73.149
28	SSEN	169	Philip MULLAN	2:44.028	-----	-----	-----	2:44.028	72.598
29	SSEN	90	Stuart KIRK	-----	2:44.033	-----	-----	2:44.033	72.596
30	SSEN	333	Warren REEVE	2:44.882	-----	-----	-----	2:44.882	72.222
31	SSEN	96	Stephen CARR	-----	2:45.053	-----	-----	2:45.053	72.147
32	SSEN	37	Darren FAGAN	2:46.210	-----	-----	-----	2:46.210	71.645
33	SSEN	18	Stuart ROBB	2:54.735	-----	-----	-----	2:54.735	68.149
34	SSEN	5	Bill RICE	3:01.058	-----	-----	-----	3:01.058	65.769
35	SSEN	144	Yvonne MONTGOMERY	3:06.345	-----	-----	-----	3:06.345	63.903
36	SSEN	19	Stephen BEATTIE	-----	3:08.072	-----	-----	3:08.072	63.317

Fastest 34 qualify for race

These Results are provisional and are subject to ratification by the Stewards of the Meeting.

Track	Bush	Signed		Organising Club	Dungannon & District MCC
Length(miles)	3.3078		Chief Timekeeper		
Weather					
Track		Issued At:			



MCUI
Ulster Centre
Timing
www.mcui-uc.org.uk



Powered by
e-Laps II
© 2008
Walter Marks

H2 ENGINEERING BUSH ROAD RACE

SENIOR SUPPORT

Bush 3.308 Miles

R6: Derry Morgan Transport Senior Support


19/06/2010 13:00

Race (8 Laps)

Race 6 - SENIOR SUPPORT

5	18	37	14
42	41	40	
96	333	90	13
39	38	37	
169	113	14	12 C
36	35	34	
57	33	11	11
33	32	31	
<hr/>			
30	29	28	10
	60	106	
27	26	25	9
43	46	103	8
24	23	22	
44	174	81	7 B
21	20	19	
29	71	41	6
18	17	16	
<hr/>			
15	14	13	5
	45	9	
12	11	10	4
95	150	117	3
9	8	7	
68	3	99	2 A
6	5	4	
153	31	120	1
3	2	1	

POLE POSITION 1



H2 ENGINEERING BUSH ROAD RACES

SENIOR SUPPORT

Race 6 - Derry Morgan Transport Senior Support

Saturday, 19 June 2010



Pos	Class	No	Name	Machine / Sponsor	Gp	Laps	Total Time	Behind	Speed	-----Best Lap-----		
										Time	Speed	On
1	SSEN	153	Stephen LARKIN	Honda 600 - SLR	a	8	19:17.652		82.291	2:22.265	83.704	2
2	SSEN	31	Shaun ANDERSON	Suzuki 750 - ARD	a	8	19:22.539	4.887	81.945	2:22.667	83.468	4
3	SSEN	45	Craig SHIRLAW	Kawasaki 600 - Shirlaws Motorcycles	a	8	19:29.485	11.833	81.459	2:20.505	84.752	8
4	SSEN	120	Jonathan MARK	Honda 600 - JMR	a	8	19:36.949	19.297	80.942	2:24.771	82.255	2
5	SSEN	3	Dean HARRISON	Yamaha 600 - McKinstry Racing	a	8	19:40.104	22.452	80.726	2:25.053	82.095	2
6	SSEN	99	David YEOMANS	Yamaha 600 - Razor Blade Racing	a	8	19:41.200	23.548	80.651	2:24.933	82.163	2
7	SSEN	117	Gary MILLER	Suzuki 750	a	8	19:44.147	26.495	80.450	2:26.255	81.420	2
8	SSEN	95	Robert GORDON	Honda 600	a	8	19:48.181	30.529	80.177	2:25.493	81.846	3
9	SSEN	9	Alan KENNY	Honda 600	a	8	19:51.350	33.698	79.964	2:25.844	81.649	8
10	SSEN	68	Noel BOYD	Suzuki 600	a	8	19:55.703	38.051	79.672	2:25.177	82.025	8
11	SSEN	150	Liam KELLY	Yamaha 600	a	8	19:57.235	39.583	79.571	2:26.433	81.321	8
12	SSEN	29	Richard McLoughlin	Yamaha 600	b	8	20:08.518	50.866	78.828	2:27.166	80.916	6
13	SSEN	41	Nigel REA	Suzuki 750	b	8	20:09.045	51.393	78.793	2:28.273	80.312	8
14	SSEN	103	Reuben McPHEE	Yamaha 600 - N.J.T. Racing	b	8	20:18.646	1:00.994	78.173	2:30.537	79.104	7
15	SSEN	43	Neil VICARS	Honda 600	b	8	20:30.406	1:12.754	77.425	2:30.653	79.043	7
16	SSEN	33	David HOWARD	Yamaha 600	c	8	20:33.301	1:15.649	77.244	2:30.341	79.207	3
17	SSEN	11	John CAHILL	Suzuki 750	c	8	20:36.648	1:18.996	77.035	2:32.279	78.199	6
18	SSEN	106	Bernard DALY	Suzuki 750	b	8	20:39.579	1:21.927	76.852	2:30.105	79.332	6
19	SSEN	46	Stephen WILSON	Suzuki 750	b	8	20:40.127	1:22.475	76.818	2:30.972	78.876	8
20	SSEN	81	Julian KIRK	Yamaha 600	b	8	20:45.216	1:27.564	76.505	2:32.124	78.279	7
21	SSEN	174	Rodney PATTON	Suzuki 600 - N.J.T. Racing	b	8	20:46.702	1:29.050	76.413	2:32.392	78.141	7
22	SSEN	60	George SCOTT	Honda 600	b	8	21:00.630	1:42.978	75.569	2:33.665	77.494	4
23	SSEN	333	Warren REEVE	Yamaha 600 - Flexipatch	c	8	21:22.324	2:04.672	74.291	2:37.245	75.729	6
24	SSEN	57	Adrian LOGUE	Suzuki 750	c	7	18:50.635	1 Lap	73.725	2:35.032	76.810	7
25	SSEN	90	Stuart KIRK	Kawasaki 600	c	7	18:51.816	1.181	73.649	2:37.145	75.778	6
26	SSEN	14	Rodney LITTLE	Yamaha 600	c	7	18:54.918	4.283	73.447	2:38.093	75.323	7
27	SSEN	96	Stephen CARR	Kawasaki 600	c	7	18:56.601	5.966	73.338	2:38.269	75.239	7
28	SSEN	37	Darren FAGAN	Suzuki 750	c	7	19:10.763	20.128	72.436	2:41.112	73.912	5
29	SSEN	18	Stuart ROBB	Honda 600 - Moto World	c	7	20:05.073	1:14.438	69.171	2:47.954	70.901	7
30	SSEN	144	Yvonne MONTGOMERY	Suzuki 600	c	7	20:14.975	1:24.340	68.608	2:47.812	70.961	7


Fastest Lap / New Lap Record 84.752 mph (Previously 82.593 mph)

SSEN	45	Craig SHIRLAW	Kawasaki 600 - Shirlaws Motorcycles	a						2:20.505	84.752	8
------	----	---------------	-------------------------------------	---	--	--	--	--	--	----------	--------	---

Not Classified

DNF	SSEN	5	Bill RICE	Yamaha 600 - Anderton	c	7	21:09.823	2:19.188	65.644	2:51.253	69.535	5
DNF	SSEN	71	Darren ODWYER	Yamaha 600	b	3	7:40.385	5 Laps	77.596	2:31.589	78.555	3
DNF	SSEN	44	Mick JORDAN	Honda 600	b	1	3:07.580	7 Laps	63.483	3:07.580	63.483	1

These Results are provisional and are subject to ratification by the Stewards of the Meeting.

Track	Bush	Signed		Organising Club	Dungannon & District MCC
Length(miles)	3.3078		Chief Timekeeper	Warmup Started	
Weather	Sunny			Race Started	13:39:16.155
Track	Dry	Issued At:	14:06:40	Gp Time Diff - b	14.99 / c 30.08



MCUI
Ulster Centre
Timing
www.mcui-uc.org.uk



Powered by
e-Laps II
© 2008
Walter Marks

H2 ENGINEERING BUSH ROAD RACES



SENIOR SUPPORT

Race 6 - Derry Morgan Transport Senior Support

Saturday, 19 June 2010

DETAILED RESULT

Race Classification

1 153 Stephen LARKIN

Total Time **19:17.652** Avg Speed **82.291** Behind
Best Time **2:22.265** Best Speed **83.704** On **2** Gp **a**

Lap	Elapsed Time	Lap Time	Lap Speed
1	2:30.480	2:30.480	79.134
2	4:52.745	2:22.265	83.704
3	7:16.008	2:23.263	83.120
4	9:38.717	2:22.709	83.443
5	12:04.479	2:25.762	81.695
6	14:27.630	2:23.151	83.185
7	16:50.905	2:23.275	83.113
8	19:17.652	2:26.747	81.147

2 31 Shaun ANDERSON

Total Time **19:22.539** Avg Speed **81.945** Behind **4.887**
Best Time **2:22.667** Best Speed **83.468** On **4** Gp **a**

Lap	Elapsed Time	Lap Time	Lap Speed
1	2:30.986	2:30.986	78.869
2	4:54.768	2:23.782	82.820
3	7:18.311	2:23.543	82.958
4	9:40.978	2:22.667	83.468
5	12:05.962	2:24.984	82.134
6	14:29.112	2:23.150	83.186
7	16:55.179	2:26.067	81.525
8	19:22.539	2:27.360	80.809

3 45 Craig SHIRLAW

Total Time **19:29.485** Avg Speed **81.459** Behind **11.833**
Best Time **2:20.505** Best Speed **84.752** On **8** Gp **a**

Lap	Elapsed Time	Lap Time	Lap Speed
1	2:37.369	2:37.369	75.670
2	5:02.841	2:25.472	81.858
3	7:27.476	2:24.635	82.332
4	9:53.328	2:25.852	81.645
5	12:19.427	2:26.099	81.507
6	14:44.477	2:25.050	82.096
7	17:08.980	2:24.503	82.407
8	19:29.485	2:20.505	84.752

Race Classification

4 120 Jonathan MARK

Total Time **19:36.949** Avg Speed **80.942** Behind **19.297**
Best Time **2:24.771** Best Speed **82.255** On **2** Gp **a**

Lap	Elapsed Time	Lap Time	Lap Speed
1	2:32.330	2:32.330	78.173
2	4:57.101	2:24.771	82.255
3	7:22.528	2:25.427	81.884
4	9:47.603	2:25.075	82.082
5	12:13.657	2:26.054	81.532
6	14:42.332	2:28.675	80.095
7	17:09.387	2:27.055	80.977
8	19:36.949	2:27.562	80.699

5 3 Dean HARRISON

Total Time **19:40.104** Avg Speed **80.726** Behind **22.452**
Best Time **2:25.053** Best Speed **82.095** On **2** Gp **a**

Lap	Elapsed Time	Lap Time	Lap Speed
1	2:33.058	2:33.058	77.801
2	4:58.111	2:25.053	82.095
3	7:24.622	2:26.511	81.278
4	9:50.776	2:26.154	81.476
5	12:16.328	2:25.552	81.813
6	14:43.656	2:27.328	80.827
7	17:10.834	2:27.178	80.909
8	19:40.104	2:29.270	79.775

6 99 David YEOMANS

Total Time **19:41.200** Avg Speed **80.651** Behind **23.548**
Best Time **2:24.933** Best Speed **82.163** On **2** Gp **a**

Lap	Elapsed Time	Lap Time	Lap Speed
1	2:31.840	2:31.840	78.425
2	4:56.773	2:24.933	82.163
3	7:24.296	2:27.523	80.720
4	9:53.015	2:28.719	80.071
5	12:19.086	2:26.071	81.523
6	14:44.289	2:25.203	82.010
7	17:11.514	2:27.225	80.884
8	19:41.200	2:29.686	79.554



MCUI
Ulster Centre
Timing
www.mcui-uc.org.uk



Powered by
e-Laps II
© 2008
Walter Marks

H2 ENGINEERING BUSH ROAD RACES



SENIOR SUPPORT

Race 6 - Derry Morgan Transport Senior Support

Saturday, 19 June 2010

DETAILED RESULT

Race Classification

7 117 Gary MILLER

Total Time **19:44.147** Avg Speed **80.450** Behind **26.495**
Best Time **2:26.255** Best Speed **81.420** On **2** Gp **a**

Lap	Elapsed Time	Lap Time	Lap Speed
1	2:34.186	2:34.186	77.232
2	5:00.441	2:26.255	81.420
3	7:26.862	2:26.421	81.328
4	9:53.137	2:26.275	81.409
5	12:21.238	2:28.101	80.405
6	14:49.179	2:27.941	80.492
7	17:17.284	2:28.105	80.403
8	19:44.147	2:26.863	81.083

Race Classification

10 68 Noel BOYD

Total Time **19:55.703** Avg Speed **79.672** Behind **38.051**
Best Time **2:25.177** Best Speed **82.025** On **8** Gp **a**

Lap	Elapsed Time	Lap Time	Lap Speed
1	2:37.242	2:37.242	75.731
2	5:07.461	2:30.219	79.271
3	7:35.407	2:27.946	80.489
4	10:03.066	2:27.659	80.646
5	12:31.633	2:28.567	80.153
6	15:02.757	2:31.124	78.797
7	17:30.526	2:27.769	80.586
8	19:55.703	2:25.177	82.025

8 95 Robert GORDON

Total Time **19:48.181** Avg Speed **80.177** Behind **30.529**
Best Time **2:25.493** Best Speed **81.846** On **3** Gp **a**

Lap	Elapsed Time	Lap Time	Lap Speed
1	2:38.112	2:38.112	75.314
2	5:06.880	2:28.768	80.045
3	7:32.373	2:25.493	81.846
4	9:58.303	2:25.930	81.601
5	12:24.182	2:25.879	81.630
6	14:53.417	2:29.235	79.794
7	17:21.059	2:27.642	80.655
8	19:48.181	2:27.122	80.940

11 150 Liam KELLY

Total Time **19:57.235** Avg Speed **79.571** Behind **39.583**
Best Time **2:26.433** Best Speed **81.321** On **8** Gp **a**

Lap	Elapsed Time	Lap Time	Lap Speed
1	2:37.682	2:37.682	75.520
2	5:07.851	2:30.169	79.298
3	7:35.652	2:27.801	80.568
4	10:03.832	2:28.180	80.362
5	12:32.450	2:28.618	80.125
6	15:01.488	2:29.038	79.900
7	17:30.802	2:29.314	79.752
8	19:57.235	2:26.433	81.321

9 9 Alan KENNY

Total Time **19:51.350** Avg Speed **79.964** Behind **33.698**
Best Time **2:25.844** Best Speed **81.649** On **8** Gp **a**

Lap	Elapsed Time	Lap Time	Lap Speed
1	2:38.846	2:38.846	74.966
2	5:08.462	2:29.616	79.591
3	7:36.544	2:28.082	80.415
4	10:04.156	2:27.612	80.671
5	12:31.898	2:27.742	80.601
6	14:58.536	2:26.638	81.207
7	17:25.506	2:26.970	81.024
8	19:51.350	2:25.844	81.649

12 29 Richard McLOUGHLIN

Total Time **20:08.518** Avg Speed **78.828** Behind **50.866**
Best Time **2:27.166** Best Speed **80.916** On **6** Gp **b**

Lap	Elapsed Time	Lap Time	Lap Speed
1	2:38.919	2:38.919	74.932
2	5:09.690	2:30.771	78.981
3	7:41.387	2:31.697	78.499
4	10:11.686	2:30.299	79.229
5	12:41.093	2:29.407	79.702
6	15:08.259	2:27.166	80.916
7	17:37.661	2:29.402	79.705
8	20:08.518	2:30.857	78.936

H2 ENGINEERING BUSH ROAD RACES



SENIOR SUPPORT

Race 6 - Derry Morgan Transport Senior Support

Saturday, 19 June 2010

DETAILED RESULT

Race Classification

13 41 Nigel REA

Total Time **20:09.045** Avg Speed **78.793** Behind **51.393**
Best Time **2:28.273** Best Speed **80.312** On **8** Gp **b**

Lap	Elapsed Time	Lap Time	Lap Speed
1	2:37.620	2:37.620	75.549
2	5:09.537	2:31.917	78.385
3	7:40.904	2:31.367	78.670
4	10:10.075	2:29.171	79.828
5	12:39.792	2:29.717	79.537
6	15:09.495	2:29.703	79.545
7	17:40.772	2:31.277	78.717
8	20:09.045	2:28.273	80.312

14 103 Reuben McPHEE

Total Time **20:18.646** Avg Speed **78.173** Behind **1:00.994**
Best Time **2:30.537** Best Speed **79.104** On **7** Gp **b**

Lap	Elapsed Time	Lap Time	Lap Speed
1	2:39.961	2:39.961	74.444
2	5:11.832	2:31.871	78.409
3	7:42.945	2:31.113	78.802
4	10:14.225	2:31.280	78.715
5	12:44.782	2:30.557	79.093
6	15:15.331	2:30.549	79.098
7	17:45.868	2:30.537	79.104
8	20:18.646	2:32.778	77.944

15 43 Neil VICARS

Total Time **20:30.406** Avg Speed **77.425** Behind **1:12.754**
Best Time **2:30.653** Best Speed **79.043** On **7** Gp **b**

Lap	Elapsed Time	Lap Time	Lap Speed
1	2:45.016	2:45.016	72.163
2	5:20.255	2:35.239	76.708
3	7:51.312	2:31.057	78.832
4	10:22.977	2:31.665	78.516
5	12:54.929	2:31.952	78.367
6	15:27.685	2:32.756	77.955
7	17:58.338	2:30.653	79.043
8	20:30.406	2:32.068	78.308

Race Classification

16 33 David HOWARD

Total Time **20:33.301** Avg Speed **77.244** Behind **1:15.649**
Best Time **2:30.341** Best Speed **79.207** On **3** Gp **c**

Lap	Elapsed Time	Lap Time	Lap Speed
1	2:50.275	2:50.275	69.934
2	5:22.064	2:31.789	78.452
3	7:52.405	2:30.341	79.207
4	10:23.092	2:30.687	79.025
5	12:55.288	2:32.196	78.242
6	15:25.950	2:30.662	79.038
7	17:58.014	2:32.064	78.310
8	20:33.301	2:35.287	76.684

17 11 John CAHILL

Total Time **20:36.648** Avg Speed **77.035** Behind **1:18.996**
Best Time **2:32.279** Best Speed **78.199** On **6** Gp **c**

Lap	Elapsed Time	Lap Time	Lap Speed
1	2:40.115	2:40.115	74.372
2	5:14.573	2:34.458	77.096
3	7:48.958	2:34.385	77.132
4	10:22.478	2:33.520	77.567
5	12:56.765	2:34.287	77.181
6	15:29.044	2:32.279	78.199
7	18:03.277	2:34.233	77.208
8	20:36.648	2:33.371	77.642

18 106 Bernard DALY

Total Time **20:39.579** Avg Speed **76.852** Behind **1:21.927**
Best Time **2:30.105** Best Speed **79.332** On **6** Gp **b**

Lap	Elapsed Time	Lap Time	Lap Speed
1	2:47.290	2:47.290	71.182
2	5:21.816	2:34.526	77.062
3	7:55.976	2:34.160	77.245
4	10:30.690	2:34.714	76.968
5	13:04.891	2:34.201	77.224
6	15:34.996	2:30.105	79.332
7	18:08.711	2:33.715	77.469
8	20:39.579	2:30.868	78.930

H2 ENGINEERING BUSH ROAD RACES



SENIOR SUPPORT

Race 6 - Derry Morgan Transport Senior Support

Saturday, 19 June 2010

DETAILED RESULT

Race Classification

19 46 Stephen WILSON

Total Time **20:40.127** Avg Speed **76.818** Behind **1:22.475**
Best Time **2:30.972** Best Speed **78.876** On **8** Gp **b**

Lap	Elapsed Time	Lap Time	Lap Speed
1	2:45.905	2:45.905	71.776
2	5:23.052	2:37.147	75.777
3	7:56.226	2:33.174	77.742
4	10:30.378	2:34.152	77.249
5	13:04.289	2:33.911	77.370
6	15:37.440	2:33.151	77.754
7	18:09.155	2:31.715	78.490
8	20:40.127	2:30.972	78.876

20 81 Julian KIRK

Total Time **20:45.216** Avg Speed **76.505** Behind **1:27.564**
Best Time **2:32.124** Best Speed **78.279** On **7** Gp **b**

Lap	Elapsed Time	Lap Time	Lap Speed
1	2:43.725	2:43.725	72.732
2	5:20.502	2:36.777	75.956
3	7:54.824	2:34.322	77.164
4	10:30.172	2:35.348	76.654
5	13:05.851	2:35.679	76.491
6	15:39.953	2:34.102	77.274
7	18:12.077	2:32.124	78.279
8	20:45.216	2:33.139	77.760

21 174 Rodney PATTON

Total Time **20:46.702** Avg Speed **76.413** Behind **1:29.050**
Best Time **2:32.392** Best Speed **78.141** On **7** Gp **b**

Lap	Elapsed Time	Lap Time	Lap Speed
1	2:44.028	2:44.028	72.598
2	5:20.948	2:36.920	75.886
3	7:55.920	2:34.972	76.840
4	10:31.575	2:35.655	76.503
5	13:06.352	2:34.777	76.937
6	15:40.506	2:34.154	77.248
7	18:12.898	2:32.392	78.141
8	20:46.702	2:33.804	77.424

Race Classification

22 60 George SCOTT

Total Time **21:00.630** Avg Speed **75.569** Behind **1:42.978**
Best Time **2:33.665** Best Speed **77.494** On **4** Gp **b**

Lap	Elapsed Time	Lap Time	Lap Speed
1	2:49.479	2:49.479	70.263
2	5:24.716	2:35.237	76.709
3	7:58.930	2:34.214	77.218
4	10:32.595	2:33.665	77.494
5	13:08.222	2:35.627	76.517
6	15:43.388	2:35.166	76.744
7	18:20.610	2:37.222	75.741
8	21:00.630	2:40.020	74.416

23 333 Warren REEVE

Total Time **21:22.324** Avg Speed **74.291** Behind **2:04.672**
Best Time **2:37.245** Best Speed **75.729** On **6** Gp **c**

Lap	Elapsed Time	Lap Time	Lap Speed
1	2:52.134	2:52.134	69.179
2	5:34.704	2:42.570	73.249
3	8:14.261	2:39.557	74.632
4	10:52.227	2:37.966	75.384
5	13:30.290	2:38.063	75.338
6	16:07.535	2:37.245	75.729
7	18:45.029	2:37.494	75.610
8	21:22.324	2:37.295	75.705

24 57 Adrian LOGUE

Total Time **18:50.635** Avg Speed **73.725** Behind **1 Lap**
Best Time **2:35.032** Best Speed **76.810** On **7** Gp **c**

Lap	Elapsed Time	Lap Time	Lap Speed
1	2:52.979	2:52.979	68.841
2	5:35.393	2:42.414	73.319
3	8:18.105	2:42.712	73.185
4	10:57.618	2:39.513	74.653
5	13:37.736	2:40.118	74.371
6	16:15.603	2:37.867	75.431
7	18:50.635	2:35.032	76.810

25 90 Stuart KIRK

Total Time **18:51.816** Avg Speed **73.649** Behind **1.181**
Best Time **2:37.145** Best Speed **75.778** On **6** Gp **c**

Lap	Elapsed Time	Lap Time	Lap Speed
1	2:51.169	2:51.169	69.569
2	5:34.272	2:43.103	73.010
3	8:17.204	2:42.932	73.086
4	10:56.703	2:39.499	74.659
5	13:36.289	2:39.586	74.619
6	16:13.434	2:37.145	75.778
7	18:51.816	2:38.382	75.186



MCUI
Ulster Centre
Timing
www.mcui-uc.org.uk



Powered by
e-Laps II
© 2008
Walter Marks

H2 ENGINEERING BUSH ROAD RACES



SENIOR SUPPORT

Race 6 - Derry Morgan Transport Senior Support

Saturday, 19 June 2010

DETAILED RESULT

Race Classification

26 14 Rodney LITTLE

Total Time **18:54.918** Avg Speed **73.447** Behind **4.283**
Best Time **2:38.093** Best Speed **75.323** On 7 Gp c

Lap	Elapsed Time	Lap Time	Lap Speed
1	2:48.752	2:48.752	70.566
2	5:31.732	2:42.980	73.065
3	8:14.044	2:42.312	73.365
4	10:55.944	2:41.900	73.552
5	13:37.428	2:41.484	73.742
6	16:16.825	2:39.397	74.707
7	18:54.918	2:38.093	75.323

27 96 Stephen CARR

Total Time **18:56.601** Avg Speed **73.338** Behind **5.966**
Best Time **2:38.269** Best Speed **75.239** On 7 Gp c

Lap	Elapsed Time	Lap Time	Lap Speed
1	2:55.989	2:55.989	67.664
2	5:39.300	2:43.311	72.917
3	8:19.330	2:40.030	74.412
4	10:58.629	2:39.299	74.753
5	13:38.382	2:39.753	74.541
6	16:18.332	2:39.950	74.449
7	18:56.601	2:38.269	75.239

28 37 Darren FAGAN

Total Time **19:10.763** Avg Speed **72.436** Behind **20.128**
Best Time **2:41.112** Best Speed **73.912** On 5 Gp c

Lap	Elapsed Time	Lap Time	Lap Speed
1	2:55.149	2:55.149	67.988
2	5:39.823	2:44.674	72.313
3	8:21.889	2:42.066	73.477
4	11:04.928	2:43.039	73.038
5	13:46.040	2:41.112	73.912
6	16:28.621	2:42.581	73.244
7	19:10.763	2:42.142	73.442

29 18 Stuart ROBB

Total Time **20:05.073** Avg Speed **69.171** Behind **1:14.438**
Best Time **2:47.954** Best Speed **70.901** On 7 Gp c

Lap	Elapsed Time	Lap Time	Lap Speed
1	3:00.990	3:00.990	65.794
2	5:53.094	2:52.104	69.191
3	8:42.967	2:49.873	70.100
4	11:36.745	2:53.778	68.525
5	14:25.878	2:49.133	70.407
6	17:17.119	2:51.241	69.540
7	20:05.073	2:47.954	70.901

Race Classification

30 144 Yvonne MONTGOMERY

Total Time **20:14.975** Avg Speed **68.608** Behind **1:24.340**
Best Time **2:47.812** Best Speed **70.961** On 7 Gp c

Lap	Elapsed Time	Lap Time	Lap Speed
1	3:01.310	3:01.310	65.678
2	5:51.892	2:50.582	69.809
3	8:42.779	2:50.887	69.684
4	11:38.334	2:55.555	67.831
5	14:34.192	2:55.858	67.714
6	17:27.163	2:52.971	68.844
7	20:14.975	2:47.812	70.961

Not Classified

DNF 5 Bill RICE

Total Time **21:09.823** Avg Speed **65.644** Behind **2:19.188**
Best Time **2:51.253** Best Speed **69.535** On 5 Gp c

Lap	Elapsed Time	Lap Time	Lap Speed
1	3:02.513	3:02.513	65.245
2	5:57.072	2:54.559	68.218
3	8:49.602	2:52.530	69.020
4	11:43.796	2:54.194	68.361
5	14:35.049	2:51.253	69.535
6	17:28.163	2:53.114	68.788
7	21:09.823	3:41.660	53.722

DNF 71 Darren ODWYER

Total Time **7:40.385** Avg Speed **77.596** Behind **5 Laps**
Best Time **2:31.589** Best Speed **78.555** On 3 Gp b

Lap	Elapsed Time	Lap Time	Lap Speed
1	2:36.788	2:36.788	75.950
2	5:08.796	2:32.008	78.339
3	7:40.385	2:31.589	78.555

DNF 44 Mick JORDAN

Total Time **3:07.580** Avg Speed **63.483** Behind **7 Laps**
Best Time **3:07.580** Best Speed **63.483** On 1 Gp b

Lap	Elapsed Time	Lap Time	Lap Speed
1	3:07.580	3:07.580	63.483



MCUI
Ulster Centre
Timing
www.mcui-uc.org.uk



Powered by
e-Laps II
© 2008
Walter Marks

H2 ENGINEERING BUSH ROAD RACES

SENIOR SUPPORT

Race 6 - Derry Morgan Transport Senior Support

LAP CHART



1					2					3				
No	Name	G	Elapsed Time	Lap Time	No	Name	G	Elapsed Time	Lap Time	No	Name	G	Elapsed Time	Lap Time
153	Stephen LARKIN	a	2:30.480	2:30.480	153	Stephen LARKIN	a	4:52.745	2:22.265	153	Stephen LARKIN	a	7:16.008	2:23.263
31	Shaun ANDERSON	a	2:30.986	2:30.986	31	Shaun ANDERSON	a	4:54.768	2:23.782	31	Shaun ANDERSON	a	7:18.311	2:23.543
99	David YEOMANS	a	2:31.840	2:31.840	99	David YEOMANS	a	4:56.773	2:24.933	120	Jonathan MARK	a	7:22.528	2:25.427
120	Jonathan MARK	a	2:32.330	2:32.330	120	Jonathan MARK	a	4:57.101	2:24.771	99	David YEOMANS	a	7:24.296	2:27.523
3	Dean HARRISON	a	2:33.058	2:33.058	3	Dean HARRISON	a	4:58.111	2:25.053	3	Dean HARRISON	a	7:24.622	2:26.511
117	Gary MILLER	a	2:34.186	2:34.186	117	Gary MILLER	a	5:00.441	2:26.255	117	Gary MILLER	a	7:26.862	2:26.421
71	Darren ODWYER	b	2:36.788	2:36.788	45	Craig SHIRLAW	a	5:02.841	2:25.472	45	Craig SHIRLAW	a	7:27.476	2:24.635
68	Noel BOYD	a	2:37.242	2:37.242	95	Robert GORDON	a	5:06.880	2:28.768	95	Robert GORDON	a	7:32.373	2:25.493
45	Craig SHIRLAW	a	2:37.369	2:37.369	68	Noel BOYD	a	5:07.461	2:30.219	68	Noel BOYD	a	7:35.407	2:27.946
41	Nigel REA	b	2:37.620	2:37.620	150	Liam KELLY	a	5:07.851	2:30.169	150	Liam KELLY	a	7:35.652	2:27.801
150	Liam KELLY	a	2:37.682	2:37.682	9	Alan KENNY	a	5:08.462	2:29.616	9	Alan KENNY	a	7:36.544	2:28.082
95	Robert GORDON	a	2:38.112	2:38.112	71	Darren ODWYER	b	5:08.796	2:32.008	71	Darren ODWYER	b	7:40.385	2:31.589
9	Alan KENNY	a	2:38.846	2:38.846	41	Nigel REA	b	5:09.537	2:31.917	41	Nigel REA	b	7:40.904	2:31.367
29	Richard McLOUGHLIN	b	2:38.919	2:38.919	29	Richard McLOUGHLIN	b	5:09.690	2:30.771	29	Richard McLOUGHLIN	b	7:41.387	2:31.697
103	Reuben McPHEE	b	2:39.961	2:39.961	103	Reuben McPHEE	b	5:11.832	2:31.871	103	Reuben McPHEE	b	7:42.945	2:31.113
11	John CAHILL	c	2:40.115	2:40.115	11	John CAHILL	c	5:14.573	2:34.458	11	John CAHILL	c	7:48.958	2:34.385
81	Julian KIRK	b	2:43.725	2:43.725	43	Neil VICARS	b	5:20.255	2:35.239	43	Neil VICARS	b	7:51.312	2:31.057
174	Rodney PATTON	b	2:44.028	2:44.028	81	Julian KIRK	b	5:20.502	2:36.777	33	David HOWARD	c	7:52.405	2:30.341
43	Neil VICARS	b	2:45.016	2:45.016	174	Rodney PATTON	b	5:20.948	2:36.920	81	Julian KIRK	b	7:54.824	2:34.322
46	Stephen WILSON	b	2:45.905	2:45.905	106	Bernard DALY	b	5:21.816	2:34.526	174	Rodney PATTON	b	7:55.920	2:34.972
106	Bernard DALY	b	2:47.290	2:47.290	33	David HOWARD	c	5:22.064	2:31.789	106	Bernard DALY	b	7:55.976	2:34.160
14	Rodney LITTLE	c	2:48.752	2:48.752	46	Stephen WILSON	b	5:23.052	2:37.147	46	Stephen WILSON	b	7:56.226	2:33.174
60	George SCOTT	b	2:49.479	2:49.479	60	George SCOTT	b	5:24.716	2:35.237	60	George SCOTT	b	7:58.930	2:34.214
33	David HOWARD	c	2:50.275	2:50.275	14	Rodney LITTLE	c	5:31.732	2:42.980	14	Rodney LITTLE	c	8:14.044	2:42.312
90	Stuart KIRK	c	2:51.169	2:51.169	90	Stuart KIRK	c	5:34.272	2:43.103	333	Warren REEVE	c	8:14.261	2:39.557
333	Warren REEVE	c	2:52.134	2:52.134	333	Warren REEVE	c	5:34.704	2:42.570	90	Stuart KIRK	c	8:17.204	2:42.932
57	Adrian LOGUE	c	2:52.979	2:52.979	57	Adrian LOGUE	c	5:35.393	2:42.414	57	Adrian LOGUE	c	8:18.105	2:42.712
37	Darren FAGAN	c	2:55.149	2:55.149	96	Stephen CARR	c	5:39.300	2:43.311	96	Stephen CARR	c	8:19.330	2:40.030
96	Stephen CARR	c	2:55.989	2:55.989	37	Darren FAGAN	c	5:39.823	2:44.674	37	Darren FAGAN	c	8:21.889	2:42.066
18	Stuart ROBB	c	3:00.990	3:00.990	144	Yvonne MONTGOMERY	c	5:51.892	2:50.582	144	Yvonne MONTGOMERY	c	8:42.779	2:50.887
144	Yvonne MONTGOMERY	c	3:01.310	3:01.310	18	Stuart ROBB	c	5:53.094	2:52.104	18	Stuart ROBB	c	8:42.967	2:49.873
5	Bill RICE	c	3:02.513	3:02.513	5	Bill RICE	c	5:57.072	2:54.559	5	Bill RICE	c	8:49.602	2:52.530
44	Mick JORDAN	b	3:07.580	3:07.580										

H2 ENGINEERING BUSH ROAD RACES

SENIOR SUPPORT

Race 6 - Derry Morgan Transport Senior Support

LAP CHART

**4**

No	Name	G	Elapsed Time	Lap Time
153	Stephen LARKIN	a	9:38.717	2:22.709
31	Shaun ANDERSON	a	9:40.978	2:22.667
120	Jonathan MARK	a	9:47.603	2:25.075
3	Dean HARRISON	a	9:50.776	2:26.154
99	David YEOMANS	a	9:53.015	2:28.719
117	Gary MILLER	a	9:53.137	2:26.275
45	Craig SHIRLAW	a	9:53.328	2:25.852
95	Robert GORDON	a	9:58.303	2:25.930
68	Noel BOYD	a	10:03.066	2:27.659
150	Liam KELLY	a	10:03.832	2:28.180
9	Alan KENNY	a	10:04.156	2:27.612
41	Nigel REA	b	10:10.075	2:29.171
29	Richard McLOUGHLIN	b	10:11.686	2:30.299
103	Reuben McPHEE	b	10:14.225	2:31.280
11	John CAHILL	c	10:22.478	2:33.520
43	Neil VICARS	b	10:22.977	2:31.665
33	David HOWARD	c	10:23.092	2:30.687
81	Julian KIRK	b	10:30.172	2:35.348
46	Stephen WILSON	b	10:30.378	2:34.152
106	Bernard DALY	b	10:30.690	2:34.714
174	Rodney PATTON	b	10:31.575	2:35.655
60	George SCOTT	b	10:32.595	2:33.665
333	Warren REEVE	c	10:52.227	2:37.966
14	Rodney LITTLE	c	10:55.944	2:41.900
90	Stuart KIRK	c	10:56.703	2:39.499
57	Adrian LOGUE	c	10:57.618	2:39.513
96	Stephen CARR	c	10:58.629	2:39.299
37	Darren FAGAN	c	11:04.928	2:43.039
18	Stuart ROBB	c	11:36.745	2:53.778
144	Yvonne MONTGOMERY	c	11:38.334	2:55.555
5	Bill RICE	c	11:43.796	2:54.194

5

No	Name	G	Elapsed Time	Lap Time
153	Stephen LARKIN	a	12:04.479	2:25.762
31	Shaun ANDERSON	a	12:05.962	2:24.984
120	Jonathan MARK	a	12:13.657	2:26.054
3	Dean HARRISON	a	12:16.328	2:25.552
99	David YEOMANS	a	12:19.086	2:26.071
45	Craig SHIRLAW	a	12:19.427	2:26.099
117	Gary MILLER	a	12:21.238	2:28.101
95	Robert GORDON	a	12:24.182	2:25.879
68	Noel BOYD	a	12:31.633	2:28.567
9	Alan KENNY	a	12:31.898	2:27.742
150	Liam KELLY	a	12:32.450	2:28.618
41	Nigel REA	b	12:39.792	2:29.717
29	Richard McLOUGHLIN	b	12:41.093	2:29.407
103	Reuben McPHEE	b	12:44.782	2:30.557
43	Neil VICARS	b	12:54.929	2:31.952
33	David HOWARD	c	12:55.288	2:32.196
11	John CAHILL	c	12:56.765	2:34.287
46	Stephen WILSON	b	13:04.289	2:33.911
106	Bernard DALY	b	13:04.891	2:34.201
81	Julian KIRK	b	13:05.851	2:35.679
174	Rodney PATTON	b	13:06.352	2:34.777
60	George SCOTT	b	13:08.222	2:35.627
333	Warren REEVE	c	13:30.290	2:38.063
90	Stuart KIRK	c	13:36.289	2:39.586
14	Rodney LITTLE	c	13:37.428	2:41.484
57	Adrian LOGUE	c	13:37.736	2:40.118
96	Stephen CARR	c	13:38.382	2:39.753
37	Darren FAGAN	c	13:46.040	2:41.112
18	Stuart ROBB	c	14:25.878	2:49.133
144	Yvonne MONTGOMERY	c	14:34.192	2:55.858
5	Bill RICE	c	14:35.049	2:51.253

6

No	Name	G	Elapsed Time	Lap Time
153	Stephen LARKIN	a	14:27.630	2:23.151
31	Shaun ANDERSON	a	14:29.112	2:23.150
120	Jonathan MARK	a	14:42.332	2:28.675
3	Dean HARRISON	a	14:43.656	2:27.328
99	David YEOMANS	a	14:44.289	2:25.203
45	Craig SHIRLAW	a	14:44.477	2:25.050
117	Gary MILLER	a	14:49.179	2:27.941
95	Robert GORDON	a	14:53.417	2:29.235
9	Alan KENNY	a	14:58.536	2:26.638
150	Liam KELLY	a	15:01.488	2:29.038
68	Noel BOYD	a	15:02.757	2:31.124
29	Richard McLOUGHLIN	b	15:08.259	2:27.166
41	Nigel REA	b	15:09.495	2:29.703
103	Reuben McPHEE	b	15:15.331	2:30.549
33	David HOWARD	c	15:25.950	2:30.662
43	Neil VICARS	b	15:27.685	2:32.756
11	John CAHILL	c	15:29.044	2:32.279
106	Bernard DALY	b	15:34.996	2:30.105
46	Stephen WILSON	b	15:37.440	2:33.151
81	Julian KIRK	b	15:39.953	2:34.102
174	Rodney PATTON	b	15:40.506	2:34.154
60	George SCOTT	b	15:43.388	2:35.166
333	Warren REEVE	c	16:07.535	2:37.245
90	Stuart KIRK	c	16:13.434	2:37.145
57	Adrian LOGUE	c	16:15.603	2:37.867
14	Rodney LITTLE	c	16:16.825	2:39.397
96	Stephen CARR	c	16:18.332	2:39.950
37	Darren FAGAN	c	16:28.621	2:42.581
18	Stuart ROBB	c	17:17.119	2:51.241
144	Yvonne MONTGOMERY	c	17:27.163	2:52.971
5	Bill RICE	c	17:28.163	2:53.114

H2 ENGINEERING BUSH ROAD RACES

SENIOR SUPPORT

Race 6 - Derry Morgan Transport Senior Support

LAP CHART

**7**

No	Name	G	Elapsed Time	Lap Time
153	Stephen LARKIN	a	16:50.905	2:23.275
31	Shaun ANDERSON	a	16:55.179	2:26.067
45	Craig SHIRLAW	a	17:08.980	2:24.503
120	Jonathan MARK	a	17:09.387	2:27.055
3	Dean HARRISON	a	17:10.834	2:27.178
99	David YEOMANS	a	17:11.514	2:27.225
117	Gary MILLER	a	17:17.284	2:28.105
95	Robert GORDON	a	17:21.059	2:27.642
9	Alan KENNY	a	17:25.506	2:26.970
68	Noel BOYD	a	17:30.526	2:27.769
150	Liam KELLY	a	17:30.802	2:29.314
29	Richard McLOUGHLIN	b	17:37.661	2:29.402
41	Nigel REA	b	17:40.772	2:31.277
103	Reuben McPHEE	b	17:45.868	2:30.537
33	David HOWARD	c	17:58.014	2:32.064
43	Neil VICARS	b	17:58.338	2:30.653
11	John CAHILL	c	18:03.277	2:34.233
106	Bernard DALY	b	18:08.711	2:33.715
46	Stephen WILSON	b	18:09.155	2:31.715
81	Julian KIRK	b	18:12.077	2:32.124
174	Rodney PATTON	b	18:12.898	2:32.392
60	George SCOTT	b	18:20.610	2:37.222
333	Warren REEVE	c	18:45.029	2:37.494
57	Adrian LOGUE	c	18:50.635	2:35.032
90	Stuart KIRK	c	18:51.816	2:38.382
14	Rodney LITTLE	c	18:54.918	2:38.093
96	Stephen CARR	c	18:56.601	2:38.269
37	Darren FAGAN	c	19:10.763	2:42.142
18	Stuart ROBB	c	20:05.073	2:47.954
144	Yvonne MONTGOMERY	c	20:14.975	2:47.812
5	Bill RICE	c	21:09.823	3:41.660

8

No	Name	G	Elapsed Time	Lap Time
153	Stephen LARKIN	a	19:17.652	2:26.747
31	Shaun ANDERSON	a	19:22.539	2:27.360
45	Craig SHIRLAW	a	19:29.485	2:20.505
120	Jonathan MARK	a	19:36.949	2:27.562
3	Dean HARRISON	a	19:40.104	2:29.270
99	David YEOMANS	a	19:41.200	2:29.686
117	Gary MILLER	a	19:44.147	2:26.863
95	Robert GORDON	a	19:48.181	2:27.122
9	Alan KENNY	a	19:51.350	2:25.844
68	Noel BOYD	a	19:55.703	2:25.177
150	Liam KELLY	a	19:57.235	2:26.433
29	Richard McLOUGHLIN	b	20:08.518	2:30.857
41	Nigel REA	b	20:09.045	2:28.273
103	Reuben McPHEE	b	20:18.646	2:32.778
43	Neil VICARS	b	20:30.406	2:32.068
33	David HOWARD	c	20:33.301	2:35.287
11	John CAHILL	c	20:36.648	2:33.371
106	Bernard DALY	b	20:39.579	2:30.868
46	Stephen WILSON	b	20:40.127	2:30.972
81	Julian KIRK	b	20:45.216	2:33.139
174	Rodney PATTON	b	20:46.702	2:33.804
60	George SCOTT	b	21:00.630	2:40.020
333	Warren REEVE	c	21:22.324	2:37.295

IRISH ROAD RACE SENIOR SUPPORT (subject to confirmation)

2010

Pos	No.	Name	Total	Diff	Gap	#1	#2
						R1	R1
1	31	Shaun ANDERSON	36	0	0	16	20
2	153	Stephen LARKIN	35	1	1	10	25
3	99	David YEOMANS	30	6	5	20	10
4	45	Craig SHIRLAW	29	7	1	13	16
5	122	Alan BONNER	25	11	4	25	x
6	120	Jonathan MARK	20	16	5	7	13
7	117	Gary MILLER	18	18	2	9	9
8	95	Robert GORDON	13	23	5	5	8
9	3	Dean HARRISON	11	25	2	x	11
10	89	Josh TRIGWELL	11	25	0	11	x
11	71	Darren O'DWYER	8	28	3	8	x
12	68	Noel BOYD	8	28	0	2	6
13	9	Alan KENNY	7	29	1	x	7
14	5	Paul BARRON	6	30	1	6	x
15	150	Liam KELLY	5	31	1	x	5
16	29	Richard McLOUGHLIN	4	32	1	x	4
17	33	David HOWARD	4	32	0	4	x
18	41	Nigel REA	3	33	1	x	3
19	137	Brian PATTERSON	3	33	0	3	x
20	103	Reuben McPHEE	2	34	1	x	2
21	43	Neil VICARS	2	34	0	1	1

Event Legend

#1 23/04/2010 ROYAL HOTEL & BRAESIDE COOKSTOWN 100

#2 18/06/2010 H2 ENGINEERING BUSH ROAD RACE