



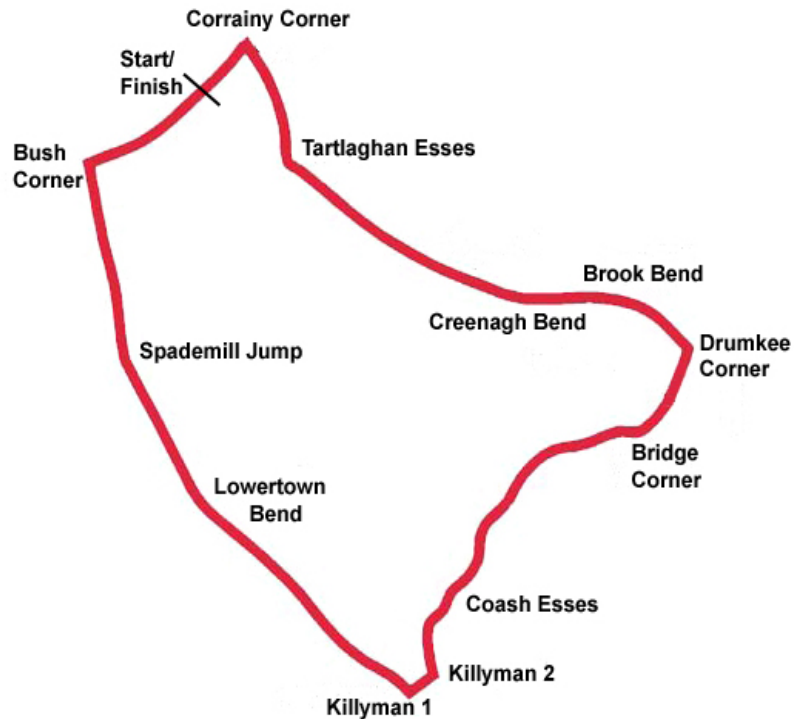
Friday 18th & Saturday 19th June 2010

promoted by Dungannon & District MCC
www.bushroadraces.com

McNULTY'S of ENNISKILLEN / CR PRINT
JUNIOR SUPPORT



Bush Circuit 3.3078 miles



LAP RECORDS

Class	Rider	Machine	m	s	mph	Year
125cc	Michael Dunlop	Honda	2	28.516	80.180	2007
250cc	Ryan Farquhar	Honda	2	20.882	84.525	2008
Supersport 400	Joe Phillips	Kawasaki	2	30.508	79.119	2008
Supertwins	Wayne Kirwan	Suzuki 650	2	30.472	79.138	2008
Supersport	Ryan Farquhar	Kawasaki	2	17.355	86.696	2009
Open 1000cc	Ryan Farquhar	Kawasaki	2	15.447	87.917	2009
	Michael Dunlop	Yamaha 600	2	15.447	87.917	2009
Senior Support	Benny Smith	Suzuki 750	2	24.178	82.593	2009
Junior Support	Wayne Hamilton	Honda 250	2	32.872	77.896	2009
Classic 1000cc	Robert McCrum	Weslake 850	2	40.470	74.208	2006
Classic 500cc	Neill McWhirter	Norton	2	37.104	75.797	2009
Classic 350cc	Adrian McFarland	Honda	2	40.433	74.225	2008
Classic 250cc	Geoff McMullan	Suzuki	2	52.574	69.003	2006

MOST WINS at BUSH ROAD RACE

Ryan Farquhar	6	2008-09
Conor Cummins	3	2007
Nigel Moore	3	2007-09

ALL TIME IRISH ROAD RACE WINNERS (after North West 200 2010)

Most Wins at All Irish Road Race Meetings			Most Wins at Irish National Road Race Meetings		
1.	Joey Dunlop	156 1971-00	1.	Ryan Farquhar	126* 1995-10
2.	Robert Dunlop	135 1980-08	2.	Joey Dunlop	119 1971-00
	Ryan Farquhar	135* 1995-10	3.	Robert Dunlop	111 1980-08
4.	Ray McCullough	109 1960-82	4.	Ray McCullough	99 1960-82
5.	Phillip McCallen	109 1987-99	5.	Phillip McCallen	84 1987-99

* pending appeal about result of the 125ccGP/Moto 450 race at Cookstown 100

H2 ENGINEERING BUSH ROAD RACES




JUNIOR SUPPORT

Qualifying

Friday, 18 June 2010

Pos	Class	No	Name	Machine / Sponsor	----- Best Lap -----			On	Laps
					Time	Behind	Speed		
Qualifying Classification									
1	SJUN	79	Darren HUGHES	Kawasaki 650 - Fatboyz / KMR Racing	2:29.716		79.538	4	4
2	SJUN	120	Jonathan MARK	Kawasaki 650 - JMR	2:31.838	2.122	78.426	2	4
3	SJUN	45	Craig SHIRLAW	Kawasaki 650 - Shirlaws Motorcycles	2:33.089	3.373	77.785	4	4
4	SJUN	50	Paul TRUESDALE	Yamaha 400	2:33.404	3.688	77.626	4	4
5	SJUN	144	Richard McCARTNEY	Kawasaki 650 - P.K. Racing	2:34.919	5.203	76.866	4	4
6	SJUN	43	Neil VICARS	Suzuki 650	2:35.333	5.617	76.662	4	4
7	SJUN	35	Colin McWHIRTER	Suzuki 650 - Hot Stuff	2:35.903	6.187	76.381	4	4
8	SJUN	62	Johnny QUINN	Suzuki 650	2:35.956	6.240	76.355	4	4
9	SJUN	9	Dean HARRISON	Kawasaki 650 - McKinsty Racing	2:36.937	7.221	75.878	4	4
10	SJUN	6	Baylon McCAUGHEY	Suzuki 650 - irishracephotography.com	2:38.049	8.333	75.344	3	4
11	SJUN	66	Paul GARTLAND	Suzuki 650	2:38.311	8.595	75.220	3	4
12	SJUN	18	Vic ALLAN	Kawasaki 400	2:38.527	8.811	75.117	4	4
13	SJUN	151	Philip DRENNAN	Suzuki 650	2:38.551	8.835	75.106	4	4
14	SJUN	169	Philip MULLAN	Suzuki 650	2:38.607	8.891	75.079	2	4
15	SJUN	99	David YEOMANS	Honda 400 - WSY Racing	2:38.888	9.172	74.946	4	4
16	SJUN	33	David HOWARD	Suzuki 650	2:39.129	9.413	74.833	4	4
17	SJUN	23	Neil NUGENT	Suzuki 650	2:39.832	10.116	74.504	4	4
18	SJUN	68	Noel BOYD	Kawasaki 400	2:40.152	10.436	74.355	4	4
19	SJUN	17	Ciaran DONNELLY	Honda 250 - Bob & Jill Patterson	2:40.617	10.901	74.140	4	4
20	SJUN	34	Sean LEONARD	Honda 250	2:41.426	11.710	73.768	4	4
21	SJUN	19	Brian LOUGHLIN	Suzuki 650	2:43.474	13.758	72.844	3	4
22	SJUN	24	Bryan ALLAN	Honda 250 - Cairngorm Hotel	2:43.762	14.046	72.716	4	4
23	SJUN	41	Nigel REA	Suzuki 650 - Gladius	2:44.778	15.062	72.267	3	4
24	SJUN	98	Trevor BLACK	Suzuki 650 - A & C Racing	2:44.822	15.106	72.248	2	2
25	SJUN	11	John CAHILL	Yamaha 400	2:44.823	15.107	72.248	4	4
26	SJUN	8	Derek ALLAN	Kawasaki 400	2:45.915	16.199	71.772	4	4
27	SJUN	25	Mark WADDELL	Honda 250	2:46.082	16.366	71.700	3	4
28	SJUN	96	Stephen CARR	Kawasaki 400	2:51.237	21.521	69.542	3	4
29	SJUN	74	Rodney PATTON	Kawasaki 400	2:51.432	21.716	69.462	4	4
30	SJUN	148	Yvonne MONTGOMERY	Suzuki 650	2:56.091	26.375	67.625	4	4
31	SJUN	94	Stuart ROBB	Hyosung 650 - Moto World	3:02.724	33.008	65.170	3	3
32	SJUN	179	John McALLISTER	Kawasaki 400 - Mac 2 Racing	3:06.730	37.014	63.772	3	3

These Results are provisional and are subject to ratification by the Stewards of the Meeting.

Track	Bush	Signed		Organising Club	Dungannon & District MCC
Length(miles)	3.3078		Chief Timekeeper	Qualifying Started	18:13:20.392
Weather	Sunny	Issued At:	18:30:31		
Track	Dry				



MCUI
Ulster Centre
Timing
www.mcui-uc.org.uk



Powered by
e-Laps II
© 2008
Walter Marks

H2 ENGINEERING BUSH ROAD RACES



JUNIOR SUPPORT

Qualifying

Friday, 18 June 2010

DETAILED RESULT

Qualifying Classification

Position

1 79 Darren HUGHES

Behind

Best Time **2:29.716** Best Speed **79.538** On 4 Gp a

Lap	Elapsed Time	Lap Time	Lap Speed
1	2:38.856	2:38.856	74.961
2	5:11.446	2:32.590	78.040
3	7:41.466	2:30.020	79.377
4	10:11.182	2:29.716	79.538

2 120 Jonathan MARK

Behind **2.122**

Best Time **2:31.838** Best Speed **78.426** On 2 Gp a

Lap	Elapsed Time	Lap Time	Lap Speed
1	2:40.048	2:40.048	74.403
2	5:11.886	2:31.838	78.426
3	7:44.959	2:33.073	77.793
4	10:18.920	2:33.961	77.345

3 45 Craig SHIRLAW

Behind **3.373**

Best Time **2:33.089** Best Speed **77.785** On 4 Gp a

Lap	Elapsed Time	Lap Time	Lap Speed
1	3:13.364	3:13.364	61.584
2	5:53.800	2:40.436	74.223
3	8:28.591	2:34.791	76.930
4	11:01.680	2:33.089	77.785

4 50 Paul TRUESDALE

Behind **3.688**

Best Time **2:33.404** Best Speed **77.626** On 4 Gp a

Lap	Elapsed Time	Lap Time	Lap Speed
1	3:14.016	3:14.016	61.377
2	5:56.119	2:42.103	73.460
3	8:31.261	2:35.142	76.756
4	11:04.665	2:33.404	77.626

5 144 Richard McCARTNEY

Behind **5.203**

Best Time **2:34.919** Best Speed **76.866** On 4 Gp a

Lap	Elapsed Time	Lap Time	Lap Speed
1	3:08.245	3:08.245	63.258
2	5:44.491	2:36.246	76.214
3	8:20.053	2:35.562	76.549
4	10:54.972	2:34.919	76.866

Qualifying Classification

Position

6 43 Neil VICARS

Behind **5.617**

Best Time **2:35.333** Best Speed **76.662** On 4 Gp a

Lap	Elapsed Time	Lap Time	Lap Speed
1	3:14.463	3:14.463	61.236
2	6:01.877	2:47.414	71.130
3	8:37.877	2:36.000	76.334
4	11:13.210	2:35.333	76.662

7 35 Colin McWHIRTER

Behind **6.187**

Best Time **2:35.903** Best Speed **76.381** On 4 Gp a

Lap	Elapsed Time	Lap Time	Lap Speed
1	3:20.478	3:20.478	59.398
2	6:05.236	2:44.758	72.276
3	8:47.202	2:41.966	73.522
4	11:23.105	2:35.903	76.381

8 62 Johnny QUINN

Behind **6.240**

Best Time **2:35.956** Best Speed **76.355** On 4 Gp a

Lap	Elapsed Time	Lap Time	Lap Speed
1	3:24.039	3:24.039	58.362
2	6:08.661	2:44.622	72.336
3	8:51.907	2:43.246	72.946
4	11:27.863	2:35.956	76.355

9 9 Dean HARRISON

Behind **7.221**

Best Time **2:36.937** Best Speed **75.878** On 4 Gp a

Lap	Elapsed Time	Lap Time	Lap Speed
1	3:16.567	3:16.567	60.580
2	6:04.721	2:48.154	70.817
3	8:43.772	2:39.051	74.870
4	11:20.709	2:36.937	75.878

10 6 Baylon McCAUGHEY

Behind **8.333**

Best Time **2:38.049** Best Speed **75.344** On 3 Gp a

Lap	Elapsed Time	Lap Time	Lap Speed
1	3:01.767	3:01.767	65.513
2	5:41.818	2:40.051	74.402
3	8:19.867	2:38.049	75.344
4	10:58.339	2:38.472	75.143



H2 ENGINEERING BUSH ROAD RACES



JUNIOR SUPPORT

Qualifying

Friday, 18 June 2010

DETAILED RESULT

Qualifying Classification

Position

11 66 Paul GARTLAND

Behind 8.595

Best Time 2:38.311 Best Speed 75.220 On 3 Gp a

Lap	Elapsed Time	Lap Time	Lap Speed
1	3:14.818	3:14.818	61.124
2	6:02.421	2:47.603	71.049
3	8:40.732	2:38.311	75.220
4	11:20.499	2:39.767	74.534

12 18 Vic ALLAN

Behind 8.811

Best Time 2:38.527 Best Speed 75.117 On 4 Gp a

Lap	Elapsed Time	Lap Time	Lap Speed
1	3:13.144	3:13.144	61.654
2	6:04.316	2:51.172	69.568
3	8:43.238	2:38.922	74.930
4	11:21.765	2:38.527	75.117

13 151 Philip DRENNAN

Behind 8.835

Best Time 2:38.551 Best Speed 75.106 On 4 Gp a

Lap	Elapsed Time	Lap Time	Lap Speed
1	3:11.006	3:11.006	62.344
2	5:52.863	2:41.857	73.572
3	8:33.668	2:40.805	74.053
4	11:12.219	2:38.551	75.106

14 169 Philip MULLAN

Behind 8.891

Best Time 2:38.607 Best Speed 75.079 On 2 Gp a

Lap	Elapsed Time	Lap Time	Lap Speed
1	2:48.682	2:48.682	70.595
2	5:27.289	2:38.607	75.079
3	8:07.933	2:40.644	74.127
4	10:47.676	2:39.743	74.545

15 99 David YEOMANS

Behind 9.172

Best Time 2:38.888 Best Speed 74.946 On 4 Gp a

Lap	Elapsed Time	Lap Time	Lap Speed
1	3:24.875	3:24.875	58.124
2	6:42.223	3:17.348	60.341
3	9:24.075	2:41.852	73.574
4	12:02.963	2:38.888	74.946

Qualifying Classification

Position

16 33 David HOWARD

Behind 9.413

Best Time 2:39.129 Best Speed 74.833 On 4 Gp a

Lap	Elapsed Time	Lap Time	Lap Speed
1	3:11.627	3:11.627	62.142
2	5:54.473	2:42.846	73.125
3	8:34.285	2:39.812	74.513
4	11:13.414	2:39.129	74.833

17 23 Neil NUGENT

Behind 10.116

Best Time 2:39.832 Best Speed 74.504 On 4 Gp a

Lap	Elapsed Time	Lap Time	Lap Speed
1	3:10.765	3:10.765	62.423
2	5:58.118	2:47.353	71.155
3	8:40.307	2:42.189	73.421
4	11:20.139	2:39.832	74.504

18 68 Noel BOYD

Behind 10.436

Best Time 2:40.152 Best Speed 74.355 On 4 Gp a

Lap	Elapsed Time	Lap Time	Lap Speed
1	3:07.986	3:07.986	63.346
2	5:53.646	2:45.660	71.883
3	8:34.994	2:41.348	73.804
4	11:15.146	2:40.152	74.355

19 17 Ciaran DONNELLY

Behind 10.901

Best Time 2:40.617 Best Speed 74.140 On 4 Gp a

Lap	Elapsed Time	Lap Time	Lap Speed
1	3:48.071	3:48.071	52.212
2	6:41.744	2:53.673	68.566
3	9:23.378	2:41.634	73.673
4	12:03.995	2:40.617	74.140

20 34 Sean LEONARD

Behind 11.710

Best Time 2:41.426 Best Speed 73.768 On 4 Gp a

Lap	Elapsed Time	Lap Time	Lap Speed
1	3:15.514	3:15.514	60.907
2	6:08.551	2:53.037	68.818
3	9:02.187	2:53.636	68.581
4	11:43.613	2:41.426	73.768



H2 ENGINEERING BUSH ROAD RACES



JUNIOR SUPPORT

Qualifying

Friday, 18 June 2010

DETAILED RESULT

Qualifying Classification

Position

21 19 Brian LOUGHLIN

Behind 13.758

Best Time 2:43.474 Best Speed 72.844 On 3 Gp a

Lap	Elapsed Time	Lap Time	Lap Speed
1	3:20.094	3:20.094	59.512
2	6:08.123	2:48.029	70.869
3	8:51.597	2:43.474	72.844
4	11:35.180	2:43.583	72.795

22 24 Bryan ALLAN

Behind 14.046

Best Time 2:43.762 Best Speed 72.716 On 4 Gp a

Lap	Elapsed Time	Lap Time	Lap Speed
1	3:29.596	3:29.596	56.814
2	6:27.825	2:58.229	66.813
3	9:13.728	2:45.903	71.777
4	11:57.490	2:43.762	72.716

23 41 Nigel REA

Behind 15.062

Best Time 2:44.778 Best Speed 72.267 On 3 Gp a

Lap	Elapsed Time	Lap Time	Lap Speed
1	3:17.386	3:17.386	60.329
2	6:06.444	2:49.058	70.438
3	8:51.222	2:44.778	72.267
4	11:36.233	2:45.011	72.165

24 98 Trevor BLACK

Behind 15.106

Best Time 2:44.822 Best Speed 72.248 On 2 Gp a

Lap	Elapsed Time	Lap Time	Lap Speed
1	4:02.539	4:02.539	49.098
2	6:47.361	2:44.822	72.248

25 11 John CAHILL

Behind 15.107

Best Time 2:44.823 Best Speed 72.248 On 4 Gp a

Lap	Elapsed Time	Lap Time	Lap Speed
1	3:23.878	3:23.878	58.408
2	6:14.566	2:50.688	69.765
3	9:03.236	2:48.670	70.600
4	11:48.059	2:44.823	72.248

Qualifying Classification

Position

26 8 Derek ALLAN

Behind 16.199

Best Time 2:45.915 Best Speed 71.772 On 4 Gp a

Lap	Elapsed Time	Lap Time	Lap Speed
1	3:09.815	3:09.815	62.735
2	6:01.725	2:51.910	69.269
3	8:48.270	2:46.545	71.501
4	11:34.185	2:45.915	71.772

27 25 Mark WADDELL

Behind 16.366

Best Time 2:46.082 Best Speed 71.700 On 3 Gp a

Lap	Elapsed Time	Lap Time	Lap Speed
1	3:47.309	3:47.309	52.387
2	6:47.082	2:59.773	66.240
3	9:33.164	2:46.082	71.700
4	12:19.662	2:46.498	71.521

28 96 Stephen CARR

Behind 21.521

Best Time 2:51.237 Best Speed 69.542 On 3 Gp a

Lap	Elapsed Time	Lap Time	Lap Speed
1	3:23.097	3:23.097	58.632
2	6:52.500	3:29.403	56.867
3	9:43.737	2:51.237	69.542
4	12:35.327	2:51.590	69.398

29 74 Rodney PATTON

Behind 21.716

Best Time 2:51.432 Best Speed 69.462 On 4 Gp a

Lap	Elapsed Time	Lap Time	Lap Speed
1	3:27.853	3:27.853	57.291
2	6:28.617	3:00.764	65.876
3	9:20.898	2:52.281	69.120
4	12:12.330	2:51.432	69.462

30 148 Yvonne MONTGOMERY

Behind 26.375

Best Time 2:56.091 Best Speed 67.625 On 4 Gp a

Lap	Elapsed Time	Lap Time	Lap Speed
1	3:05.071	3:05.071	64.343
2	6:05.050	2:59.979	66.164
3	9:05.644	3:00.594	65.938
4	12:01.735	2:56.091	67.625



H2 ENGINEERING BUSH ROAD RACES



JUNIOR SUPPORT

Qualifying

Friday, 18 June 2010

DETAILED RESULT

Qualifying Classification

Position

31 94 Stuart ROBB

Behind 33.008

Best Time 3:02.724 Best Speed 65.170 On 3 Gp a

Lap	Elapsed Time	Lap Time	Lap Speed
1	3:22.456	3:22.456	58.818
2	6:27.988	3:05.532	64.183
3	9:30.712	3:02.724	65.170

32 179 John McALLISTER

Behind 37.014

Best Time 3:06.730 Best Speed 63.772 On 3 Gp a

Lap	Elapsed Time	Lap Time	Lap Speed
1	3:46.568	3:46.568	52.559
2	6:53.869	3:07.301	63.577
3	10:00.599	3:06.730	63.772

H2 ENGINEERING BUSH ROAD RACE

JUNIOR SUPPORT

Bush 3.308 Miles


R4: McNulty's of Enniskillen/CR Print Junior Support

19/06/2010 12:00

Race (8 Laps)

Race 4 - JUNIOR SUPPORT

			179		14
			40		
			74		13
			37		
			8	C	12
			34		
			41		11
			31		
<hr/>					
					10
			29		
			24		9
			26		
			17		8
			23		
			33		7
			20		
			151	B	6
			17		
					5
			14		
			66		4
			11		
			62		3
			8		
			144		2
			5		
			120	A	1
			4		
			79		
			1		
			POLE POSITION		



Provisional result subject to confirmation by the Stewards of the Meeting

Orbits

Promoted by Dungannon and District Motorcycling Club

www.amb-it.com

MCUI (Ulster Centre) Timing

www.mylaps.com

www.elaps-timing.com

Licensed to: MCUI

H2 ENGINEERING BUSH ROAD RACES



JUNIOR SUPPORT

Race 4 - McNulty's of Enniskillen / CR Print Junior Support

Saturday, 19 June 2010

Pos	Class	No	Name	Machine / Sponsor	Gp	Laps	Total Time	Behind	Speed	-----Best Lap-----		
										Time	Speed	On
1	SJUN	120	Jonathan MARK	Kawasaki 650 - JMR	a	8	19:56.543		79.617	2:27.598	80.679	4
2	SJUN	79	Darren HUGHES	Kawasaki 650 - Fatboyz / KMR Racing	a	8	19:56.857	0.314	79.596	2:27.826	80.555	6
3	SJUN	9	Dean HARRISON	Kawasaki 650 - McKinstry Racing	a	8	20:09.861	13.318	78.740	2:27.141	80.930	7
4	SJUN	50	Paul TRUESDALE	Yamaha 400	a	8	20:24.875	28.332	77.775	2:28.820	80.017	8
5	SJUN	43	Neil VICARS	Suzuki 650	a	8	20:25.447	28.904	77.739	2:28.501	80.189	8
6	SJUN	33	David HOWARD	Suzuki 650	b	8	20:25.556	29.013	77.732	2:29.128	79.851	5
7	SJUN	99	David YEOMANS	Honda 400 - WSY Racing	b	8	20:30.416	33.873	77.425	2:28.820	80.017	8
8	SJUN	151	Phillip DRENNAN	Suzuki 650	b	8	20:38.575	42.032	76.915	2:32.763	77.951	8
9	SJUN	62	Johnny QUINN	Suzuki 650	a	8	20:42.700	46.157	76.659	2:31.453	78.626	8
10	SJUN	18	Vic ALLAN	Kawasaki 400	b	8	20:49.642	53.099	76.234	2:34.065	77.293	8
11	SJUN	144	Richard McCARTNEY	Kawasaki 650 - P.K. Racing	a	8	20:57.483	1:00.940	75.758	2:32.488	78.092	8
12	SJUN	23	Neil NUGENT	Suzuki 650	b	8	20:57.697	1:01.154	75.745	2:34.815	76.918	6
13	SJUN	6	Baylon McCAUGHEY	Suzuki 650 - irishracephotography.com	a	8	20:57.898	1:01.355	75.733	2:33.489	77.583	8
14	SJUN	24	Bryan ALLAN	Honda 250 - Cairngorm Hotel	b	8	20:59.397	1:02.854	75.643	2:34.265	77.192	4
15	SJUN	98	Trevor BLACK	Suzuki 650 - A & C Racing	c	8	21:01.894	1:05.351	75.493	2:34.204	77.223	7
16	SJUN	34	Sean LEONARD	Honda 250	b	8	21:07.112	1:10.569	75.182	2:34.298	77.176	6
17	SJUN	41	Nigel REA	Suzuki 650 - Gladius	c	8	21:15.685	1:19.142	74.677	2:37.664	75.528	6
18	SJUN	19	Brian LOUGHLIN	Suzuki 650	b	8	21:35.000	1:38.457	73.563	2:39.039	74.875	2
19	SJUN	8	Derek ALLAN	Kawasaki 400	c	8	21:38.050	1:41.507	73.391	2:38.659	75.055	8
20	SJUN	11	John CAHILL	Yamaha 400	c	8	21:38.433	1:41.890	73.369	2:37.993	75.371	8
21	SJUN	25	Mark WADDELL	Honda 250	c	8	21:39.201	1:42.658	73.326	2:36.697	75.994	6
22	SJUN	96	Stephen CARR	Kawasaki 400	c	8	21:50.126	1:53.583	72.714	2:40.191	74.337	8
23	SJUN	35	Colin McWHIRTER	Suzuki 650 - Hot Stuff	a	8	22:28.472	2:31.929	70.646	2:36.822	75.934	7
24	SJUN	74	Rodney PATTON	Kawasaki 400	c	7	19:40.369	1 Lap	70.619	2:46.094	71.695	5
25	SJUN	94	Stuart ROBB	Hyosung 650 - Moto World	c	7	20:47.118	1:06.749	66.839	2:53.649	68.576	6
26	SJUN	148	Yvonne MONTGOMERY	Suzuki 650	c	7	20:49.870	1:09.501	66.692	2:54.890	68.089	2
27	SJUN	179	John McALLISTER	Kawasaki 400 - Mac 2 Racing	c	7	21:03.517	1:23.148	65.972	2:56.746	67.374	6


Fastest Lap / New Lap Record 80.930 mph (Previously 77.896 mph)

SJUN	9	Dean HARRISON	Kawasaki 650 - McKinstry Racing	a						2:27.141	80.930	7
------	---	---------------	---------------------------------	---	--	--	--	--	--	----------	--------	---

Not Classified

DNF	SJUN	45	Craig SHIRLAW	Kawasaki 650 - Shirlaws Motorcycles	a	5	12:30.563	3 Laps	79.328	2:27.955	80.484	4
DNF	SJUN	66	Paul GARTLAND	Suzuki 650	a	4	10:20.296	4 Laps	76.790	2:30.900	78.914	4

These Results are provisional and are subject to ratification by the Stewards of the Meeting.

Track	Bush	Signed		Organising Club	Dungannon & District MCC
Length(miles)	3.3078		Chief Timekeeper	Warmup Started	
Weather	Sunny			Race Started	12:16:44.482
Track	Dry	Issued At:	12:40:03	Gp Time Diff - b	14.63 / c 38.48



H2 ENGINEERING BUSH ROAD RACES



JUNIOR SUPPORT

Race 4 - McNulty's of Enniskillen / CR Print Junior Support

Saturday, 19 June 2010

DETAILED RESULT

Race Classification

1 120 Jonathan MARK

Total Time **19:56.543** Avg Speed **79.617** Behind
Best Time **2:27.598** Best Speed **80.679** On **4** Gp **a**

Lap	Elapsed Time	Lap Time	Lap Speed
1	2:35.452	2:35.452	76.603
2	5:03.060	2:27.608	80.674
3	7:32.066	2:29.006	79.917
4	9:59.664	2:27.598	80.679
5	12:30.225	2:30.561	79.091
6	14:58.663	2:28.438	80.223
7	17:28.132	2:29.469	79.669
8	19:56.543	2:28.411	80.237

2 79 Darren HUGHES

Total Time **19:56.857** Avg Speed **79.596** Behind **0.314**
Best Time **2:27.826** Best Speed **80.555** On **6** Gp **a**

Lap	Elapsed Time	Lap Time	Lap Speed
1	2:35.882	2:35.882	76.392
2	5:04.231	2:28.349	80.271
3	7:33.561	2:29.330	79.743
4	10:01.710	2:28.149	80.379
5	12:31.482	2:29.772	79.508
6	14:59.308	2:27.826	80.555
7	17:28.556	2:29.248	79.787
8	19:56.857	2:28.301	80.297

3 9 Dean HARRISON

Total Time **20:09.861** Avg Speed **78.740** Behind **13.318**
Best Time **2:27.141** Best Speed **80.930** On **7** Gp **a**

Lap	Elapsed Time	Lap Time	Lap Speed
1	2:42.331	2:42.331	73.357
2	5:14.691	2:32.360	78.158
3	7:43.774	2:29.083	79.876
4	10:14.763	2:30.989	78.867
5	12:44.859	2:30.096	79.336
6	15:15.150	2:30.291	79.233
7	17:42.291	2:27.141	80.930
8	20:09.861	2:27.570	80.694

Race Classification

4 50 Paul TRUESDALE

Total Time **20:24.875** Avg Speed **77.775** Behind **28.332**
Best Time **2:28.820** Best Speed **80.017** On **8** Gp **a**

Lap	Elapsed Time	Lap Time	Lap Speed
1	2:39.844	2:39.844	74.498
2	5:14.499	2:34.655	76.998
3	7:49.606	2:35.107	76.773
4	10:21.298	2:31.692	78.502
5	12:54.342	2:33.044	77.808
6	15:26.907	2:32.565	78.053
7	17:56.055	2:29.148	79.841
8	20:24.875	2:28.820	80.017

5 43 Neil VICARS

Total Time **20:25.447** Avg Speed **77.739** Behind **28.904**
Best Time **2:28.501** Best Speed **80.189** On **8** Gp **a**

Lap	Elapsed Time	Lap Time	Lap Speed
1	2:41.341	2:41.341	73.807
2	5:15.679	2:34.338	77.156
3	7:50.105	2:34.426	77.112
4	10:22.110	2:32.005	78.340
5	12:54.582	2:32.472	78.100
6	15:27.384	2:32.802	77.931
7	17:56.946	2:29.562	79.620
8	20:25.447	2:28.501	80.189

6 33 David HOWARD

Total Time **20:25.556** Avg Speed **77.732** Behind **29.013**
Best Time **2:29.128** Best Speed **79.851** On **5** Gp **b**

Lap	Elapsed Time	Lap Time	Lap Speed
1	2:43.907	2:43.907	72.651
2	5:16.549	2:32.642	78.013
3	7:47.124	2:30.575	79.084
4	10:20.810	2:33.686	77.483
5	12:49.938	2:29.128	79.851
6	15:21.872	2:31.934	78.377
7	17:54.106	2:32.234	78.222
8	20:25.556	2:31.450	78.627

H2 ENGINEERING BUSH ROAD RACES



JUNIOR SUPPORT

Race 4 - McNultys of Enniskillen / CR Print Junior Support

Saturday, 19 June 2010

DETAILED RESULT

Race Classification

7 99 David YEOMANS

Total Time **20:30.416** Avg Speed **77.425** Behind **33.873**
Best Time **2:28.820** Best Speed **80.017** On **8** Gp **b**

Lap	Elapsed Time	Lap Time	Lap Speed
1	2:56.142	2:56.142	67.605
2	5:27.838	2:31.696	78.500
3	8:00.626	2:32.788	77.939
4	10:29.628	2:29.002	79.919
5	12:59.160	2:29.532	79.636
6	15:31.963	2:32.803	77.931
7	18:01.596	2:29.633	79.582
8	20:30.416	2:28.820	80.017

8 151 Philip DRENNAN

Total Time **20:38.575** Avg Speed **76.915** Behind **42.032**
Best Time **2:32.763** Best Speed **77.951** On **8** Gp **b**

Lap	Elapsed Time	Lap Time	Lap Speed
1	2:41.259	2:41.259	73.844
2	5:16.244	2:34.985	76.834
3	7:49.138	2:32.894	77.885
4	10:22.870	2:33.732	77.460
5	12:56.986	2:34.116	77.267
6	15:32.198	2:35.212	76.721
7	18:05.812	2:33.614	77.519
8	20:38.575	2:32.763	77.951

9 62 Johnny QUINN

Total Time **20:42.700** Avg Speed **76.659** Behind **46.157**
Best Time **2:31.453** Best Speed **78.626** On **8** Gp **a**

Lap	Elapsed Time	Lap Time	Lap Speed
1	2:43.049	2:43.049	73.034
2	5:20.905	2:37.856	75.436
3	7:58.890	2:37.985	75.375
4	10:31.334	2:32.444	78.114
5	13:04.186	2:32.852	77.906
6	15:37.317	2:33.131	77.764
7	18:11.247	2:33.930	77.360
8	20:42.700	2:31.453	78.626

Race Classification

10 18 Vic ALLAN

Total Time **20:49.642** Avg Speed **76.234** Behind **53.099**
Best Time **2:34.065** Best Speed **77.293** On **8** Gp **b**

Lap	Elapsed Time	Lap Time	Lap Speed
1	2:42.283	2:42.283	73.378
2	5:18.452	2:36.169	76.251
3	7:54.151	2:35.699	76.481
4	10:28.751	2:34.600	77.025
5	13:02.888	2:34.137	77.256
6	15:38.589	2:35.701	76.480
7	18:15.577	2:36.988	75.853
8	20:49.642	2:34.065	77.293

11 144 Richard McCARTNEY

Total Time **20:57.483** Avg Speed **75.758** Behind **1:00.940**
Best Time **2:32.488** Best Speed **78.092** On **8** Gp **a**

Lap	Elapsed Time	Lap Time	Lap Speed
1	2:41.723	2:41.723	73.633
2	5:20.810	2:39.087	74.853
3	7:58.701	2:37.891	75.420
4	10:35.861	2:37.160	75.770
5	13:13.222	2:37.361	75.674
6	15:49.140	2:35.918	76.374
7	18:24.995	2:35.855	76.405
8	20:57.483	2:32.488	78.092

12 23 Neil NUGENT

Total Time **20:57.697** Avg Speed **75.745** Behind **1:01.154**
Best Time **2:34.815** Best Speed **76.918** On **6** Gp **b**

Lap	Elapsed Time	Lap Time	Lap Speed
1	2:44.770	2:44.770	72.271
2	5:21.554	2:36.784	75.952
3	7:58.286	2:36.732	75.977
4	10:34.187	2:35.901	76.382
5	13:10.476	2:36.289	76.193
6	15:45.291	2:34.815	76.918
7	18:22.053	2:36.762	75.963
8	20:57.697	2:35.644	76.508



MCUI
Ulster Centre
Timing
www.mcui-uc.org.uk



Powered by
e-Laps II
© 2008
Walter Marks

H2 ENGINEERING BUSH ROAD RACES



JUNIOR SUPPORT

Race 4 - McNultys of Enniskillen / CR Print Junior Support

Saturday, 19 June 2010

DETAILED RESULT

Race Classification

13 6 Baylon McCAUGHEY

Total Time **20:57.898** Avg Speed **75.733** Behind **1:01.355**
Best Time **2:33.489** Best Speed **77.583** On **8** Gp **a**

Lap	Elapsed Time	Lap Time	Lap Speed
1	2:43.864	2:43.864	72.671
2	5:21.328	2:37.464	75.624
3	7:59.186	2:37.858	75.435
4	10:35.982	2:36.796	75.946
5	13:11.241	2:35.259	76.698
6	15:47.314	2:36.073	76.298
7	18:24.409	2:37.095	75.802
8	20:57.898	2:33.489	77.583

Race Classification

16 34 Sean LEONARD

Total Time **21:07.112** Avg Speed **75.182** Behind **1:10.569**
Best Time **2:34.298** Best Speed **77.176** On **6** Gp **b**

Lap	Elapsed Time	Lap Time	Lap Speed
1	2:48.304	2:48.304	70.753
2	5:27.441	2:39.137	74.829
3	8:08.471	2:41.030	73.949
4	10:44.993	2:36.522	76.079
5	13:19.546	2:34.553	77.049
6	15:53.844	2:34.298	77.176
7	18:30.164	2:36.320	76.178
8	21:07.112	2:36.948	75.873

14 24 Bryan ALLAN

Total Time **20:59.397** Avg Speed **75.643** Behind **1:02.854**
Best Time **2:34.265** Best Speed **77.192** On **4** Gp **b**

Lap	Elapsed Time	Lap Time	Lap Speed
1	2:46.557	2:46.557	71.496
2	5:24.082	2:37.525	75.595
3	8:00.803	2:36.721	75.983
4	10:35.068	2:34.265	77.192
5	13:10.939	2:35.871	76.397
6	15:45.960	2:35.021	76.816
7	18:22.473	2:36.513	76.084
8	20:59.397	2:36.924	75.884

17 41 Nigel REA

Total Time **21:15.685** Avg Speed **74.677** Behind **1:19.142**
Best Time **2:37.664** Best Speed **75.528** On **6** Gp **c**

Lap	Elapsed Time	Lap Time	Lap Speed
1	2:44.004	2:44.004	72.608
2	5:23.984	2:39.980	74.435
3	8:03.882	2:39.898	74.473
4	10:42.830	2:38.948	74.918
5	13:20.768	2:37.938	75.397
6	15:58.432	2:37.664	75.528
7	18:37.864	2:39.432	74.691
8	21:15.685	2:37.821	75.453

15 98 Trevor BLACK

Total Time **21:01.894** Avg Speed **75.493** Behind **1:05.351**
Best Time **2:34.204** Best Speed **77.223** On **7** Gp **c**

Lap	Elapsed Time	Lap Time	Lap Speed
1	2:46.702	2:46.702	71.433
2	5:26.090	2:39.388	74.711
3	8:04.293	2:38.203	75.271
4	10:41.703	2:37.410	75.650
5	13:18.104	2:36.401	76.138
6	15:53.153	2:35.049	76.802
7	18:27.357	2:34.204	77.223
8	21:01.894	2:34.537	77.056

18 19 Brian LOUGHLIN

Total Time **21:35.000** Avg Speed **73.563** Behind **1:38.457**
Best Time **2:39.039** Best Speed **74.875** On **2** Gp **b**

Lap	Elapsed Time	Lap Time	Lap Speed
1	2:47.481	2:47.481	71.101
2	5:26.520	2:39.039	74.875
3	8:07.918	2:41.398	73.781
4	10:48.446	2:40.528	74.181
5	13:29.522	2:41.076	73.928
6	16:11.416	2:41.894	73.555
7	18:52.472	2:41.056	73.938
8	21:35.000	2:42.528	73.268

H2 ENGINEERING BUSH ROAD RACES



JUNIOR SUPPORT

Race 4 - McNulty's of Enniskillen / CR Print Junior Support

Saturday, 19 June 2010

DETAILED RESULT

Race Classification

19 8 Derek ALLAN

Total Time **21:38.050** Avg Speed **73.391** Behind **1:41.507**
 Best Time **2:38.659** Best Speed **75.055** On **8** Gp **c**

Lap	Elapsed Time	Lap Time	Lap Speed
1	2:48.673	2:48.673	70.599
2	5:31.730	2:43.057	73.030
3	8:14.941	2:43.211	72.961
4	10:56.068	2:41.127	73.905
5	13:38.135	2:42.067	73.476
6	16:19.659	2:41.524	73.723
7	18:59.391	2:39.732	74.550
8	21:38.050	2:38.659	75.055

20 11 John CAHILL

Total Time **21:38.433** Avg Speed **73.369** Behind **1:41.890**
 Best Time **2:37.993** Best Speed **75.371** On **8** Gp **c**

Lap	Elapsed Time	Lap Time	Lap Speed
1	2:49.742	2:49.742	70.154
2	5:32.166	2:42.424	73.315
3	8:15.545	2:43.379	72.886
4	10:55.627	2:40.082	74.387
5	13:37.736	2:42.109	73.457
6	16:19.049	2:41.313	73.820
7	19:00.440	2:41.391	73.784
8	21:38.433	2:37.993	75.371

21 25 Mark WADDELL

Total Time **21:39.201** Avg Speed **73.326** Behind **1:42.658**
 Best Time **2:36.697** Best Speed **75.994** On **6** Gp **c**

Lap	Elapsed Time	Lap Time	Lap Speed
1	3:02.071	3:02.071	65.403
2	5:47.108	2:45.037	72.154
3	8:25.975	2:38.867	74.956
4	11:05.237	2:39.262	74.770
5	13:45.795	2:40.558	74.167
6	16:22.492	2:36.697	75.994
7	19:00.925	2:38.433	75.162
8	21:39.201	2:38.276	75.236

Race Classification

22 96 Stephen CARR

Total Time **21:50.126** Avg Speed **72.714** Behind **1:53.583**
 Best Time **2:40.191** Best Speed **74.337** On **8** Gp **c**

Lap	Elapsed Time	Lap Time	Lap Speed
1	2:52.591	2:52.591	68.996
2	5:36.294	2:43.703	72.742
3	8:20.478	2:44.184	72.529
4	11:04.367	2:43.889	72.659
5	13:48.373	2:44.006	72.608
6	16:29.404	2:41.031	73.949
7	19:09.935	2:40.531	74.179
8	21:50.126	2:40.191	74.337

23 35 Colin McWHIRTER

Total Time **22:28.472** Avg Speed **70.646** Behind **2:31.929**
 Best Time **2:36.822** Best Speed **75.934** On **7** Gp **a**

Lap	Elapsed Time	Lap Time	Lap Speed
1	4:00.764	4:00.764	49.460
2	6:40.501	2:39.737	74.548
3	9:18.916	2:38.415	75.170
4	11:57.515	2:38.599	75.083
5	14:35.372	2:37.857	75.436
6	17:12.792	2:37.420	75.645
7	19:49.614	2:36.822	75.934
8	22:28.472	2:38.858	74.961

24 74 Rodney PATTON

Total Time **19:40.369** Avg Speed **70.619** Behind **1 Lap**
 Best Time **2:46.094** Best Speed **71.695** On **5** Gp **c**

Lap	Elapsed Time	Lap Time	Lap Speed
1	2:57.922	2:57.922	66.929
2	5:46.408	2:48.486	70.677
3	8:34.717	2:48.309	70.751
4	11:21.847	2:47.130	71.250
5	14:07.941	2:46.094	71.695
6	16:54.222	2:46.281	71.614
7	19:40.369	2:46.147	71.672

25 94 Stuart ROBB

Total Time **20:47.118** Avg Speed **66.839** Behind **1:06.749**
 Best Time **2:53.649** Best Speed **68.576** On **6** Gp **c**

Lap	Elapsed Time	Lap Time	Lap Speed
1	3:05.570	3:05.570	64.170
2	6:03.954	2:58.384	66.755
3	9:02.817	2:58.863	66.577
4	12:01.413	2:58.596	66.676
5	14:58.659	2:57.246	67.184
6	17:52.308	2:53.649	68.576
7	20:47.118	2:54.810	68.120



H2 ENGINEERING BUSH ROAD RACES



JUNIOR SUPPORT

Race 4 - McNultys of Enniskillen / CR Print Junior Support

Saturday, 19 June 2010

DETAILED RESULT

Race Classification

26 148 Yvonne MONTGOMERY

Total Time **20:49.870** Avg Speed **66.692** Behind **1:09.501**

Best Time **2:54.890** Best Speed **68.089** On **2** Gp **c**

Lap	Elapsed Time	Lap Time	Lap Speed
1	3:00.949	3:00.949	65.809
2	5:55.839	2:54.890	68.089
3	8:53.947	2:58.108	66.859
4	11:51.762	2:57.815	66.969
5	14:50.336	2:58.574	66.684
6	17:53.055	3:02.719	65.172
7	20:49.870	2:56.815	67.348

27 179 John McALLISTER

Total Time **21:03.517** Avg Speed **65.972** Behind **1:23.148**

Best Time **2:56.746** Best Speed **67.374** On **6** Gp **c**

Lap	Elapsed Time	Lap Time	Lap Speed
1	3:08.581	3:08.581	63.146
2	6:09.450	3:00.869	65.838
3	9:09.053	2:59.603	66.302
4	12:09.500	3:00.447	65.992
5	15:08.305	2:58.805	66.598
6	18:05.051	2:56.746	67.374
7	21:03.517	2:58.466	66.725

Not Classified

DNF 45 Craig SHIRLAW

Total Time **12:30.563** Avg Speed **79.328** Behind **3 Laps**

Best Time **2:27.955** Best Speed **80.484** On **4** Gp **a**

Lap	Elapsed Time	Lap Time	Lap Speed
1	2:34.940	2:34.940	76.856
2	5:03.706	2:28.766	80.046
3	7:32.320	2:28.614	80.128
4	10:00.275	2:27.955	80.484
5	12:30.563	2:30.288	79.235

DNF 66 Paul GARTLAND

Total Time **10:20.296** Avg Speed **76.790** Behind **4 Laps**

Best Time **2:30.900** Best Speed **78.914** On **4** Gp **a**

Lap	Elapsed Time	Lap Time	Lap Speed
1	2:42.470	2:42.470	73.294
2	5:16.396	2:33.926	77.362
3	7:49.396	2:32.1000	77.831
4	10:20.296	2:30.900	78.914



MCUI
Ulster Centre
Timing
www.mcui-uc.org.uk



nitec



2&4
WHEEL MOTORSPORT
STEERING GROUP LTD.



Powered by
e-Laps II
© 2008
Walter Marks

H2 ENGINEERING BUSH ROAD RACES

JUNIOR SUPPORT

Race 4 - McNulty's of Enniskillen / CR Print Junior Support

LAP CHART



1					2					3				
No	Name	G	Elapsed Time	Lap Time	No	Name	G	Elapsed Time	Lap Time	No	Name	G	Elapsed Time	Lap Time
45	Craig SHIRLAW	a	2:34.940	2:34.940	120	Jonathan MARK	a	5:03.060	2:27.608	120	Jonathan MARK	a	7:32.066	2:29.006
120	Jonathan MARK	a	2:35.452	2:35.452	45	Craig SHIRLAW	a	5:03.706	2:28.766	45	Craig SHIRLAW	a	7:32.320	2:28.614
79	Darren HUGHES	a	2:35.882	2:35.882	79	Darren HUGHES	a	5:04.231	2:28.349	79	Darren HUGHES	a	7:33.561	2:29.330
50	Paul TRUESDALE	a	2:39.844	2:39.844	50	Paul TRUESDALE	a	5:14.499	2:34.655	9	Dean HARRISON	a	7:43.774	2:29.083
151	Philip DRENNAN	b	2:41.259	2:41.259	9	Dean HARRISON	a	5:14.691	2:32.360	33	David HOWARD	b	7:47.124	2:30.575
43	Neil VICARS	a	2:41.341	2:41.341	43	Neil VICARS	a	5:15.679	2:34.338	151	Philip DRENNAN	b	7:49.138	2:32.894
144	Richard McCARTNEY	a	2:41.723	2:41.723	151	Philip DRENNAN	b	5:16.244	2:34.985	66	Paul GARTLAND	a	7:49.396	2:32.100
18	Vic ALLAN	b	2:42.283	2:42.283	66	Paul GARTLAND	a	5:16.396	2:33.926	50	Paul TRUESDALE	a	7:49.606	2:35.107
9	Dean HARRISON	a	2:42.331	2:42.331	33	David HOWARD	b	5:16.549	2:32.642	43	Neil VICARS	a	7:50.105	2:34.426
66	Paul GARTLAND	a	2:42.470	2:42.470	18	Vic ALLAN	b	5:18.452	2:36.169	18	Vic ALLAN	b	7:54.151	2:35.699
62	Johnny QUINN	a	2:43.049	2:43.049	144	Richard McCARTNEY	a	5:20.810	2:39.087	23	Neil NUGENT	b	7:58.286	2:36.732
6	Baylon McCAUGHEY	a	2:43.864	2:43.864	62	Johnny QUINN	a	5:20.905	2:37.856	144	Richard McCARTNEY	a	7:58.701	2:37.891
33	David HOWARD	b	2:43.907	2:43.907	6	Baylon McCAUGHEY	a	5:21.328	2:37.464	62	Johnny QUINN	a	7:58.890	2:37.985
41	Nigel REA	c	2:44.004	2:44.004	23	Neil NUGENT	b	5:21.554	2:36.784	6	Baylon McCAUGHEY	a	7:59.186	2:37.858
23	Neil NUGENT	b	2:44.770	2:44.770	41	Nigel REA	c	5:23.984	2:39.980	99	David YEOMANS	b	8:00.626	2:32.788
24	Bryan ALLAN	b	2:46.557	2:46.557	24	Bryan ALLAN	b	5:24.082	2:37.525	24	Bryan ALLAN	b	8:00.803	2:36.721
98	Trevor BLACK	c	2:46.702	2:46.702	98	Trevor BLACK	c	5:26.090	2:39.388	41	Nigel REA	c	8:03.882	2:39.898
19	Brian LOUGHLIN	b	2:47.481	2:47.481	19	Brian LOUGHLIN	b	5:26.520	2:39.039	98	Trevor BLACK	c	8:04.293	2:38.203
34	Sean LEONARD	b	2:48.304	2:48.304	34	Sean LEONARD	b	5:27.441	2:39.137	19	Brian LOUGHLIN	b	8:07.918	2:41.398
8	Derek ALLAN	c	2:48.673	2:48.673	99	David YEOMANS	b	5:27.838	2:31.696	34	Sean LEONARD	b	8:08.471	2:41.030
11	John CAHILL	c	2:49.742	2:49.742	8	Derek ALLAN	c	5:31.730	2:43.057	8	Derek ALLAN	c	8:14.941	2:43.211
96	Stephen CARR	c	2:52.591	2:52.591	11	John CAHILL	c	5:32.166	2:42.424	11	John CAHILL	c	8:15.545	2:43.379
99	David YEOMANS	b	2:56.142	2:56.142	96	Stephen CARR	c	5:36.294	2:43.703	96	Stephen CARR	c	8:20.478	2:44.184
74	Rodney PATTON	c	2:57.922	2:57.922	74	Rodney PATTON	c	5:46.408	2:48.486	25	Mark WADDELL	c	8:25.975	2:38.867
148	Yvonne MONTGOMERY	c	3:00.949	3:00.949	25	Mark WADDELL	c	5:47.108	2:45.037	74	Rodney PATTON	c	8:34.717	2:48.309
25	Mark WADDELL	c	3:02.071	3:02.071	148	Yvonne MONTGOMERY	c	5:55.839	2:54.890	148	Yvonne MONTGOMERY	c	8:53.947	2:58.108
94	Stuart ROBB	c	3:05.570	3:05.570	94	Stuart ROBB	c	6:03.954	2:58.384	94	Stuart ROBB	c	9:02.817	2:58.863
179	John McALLISTER	c	3:08.581	3:08.581	179	John McALLISTER	c	6:09.450	3:00.869	179	John McALLISTER	c	9:09.053	2:59.603
35	Colin McWHIRTER	a	4:00.764	4:00.764	35	Colin McWHIRTER	a	6:40.501	2:39.737	35	Colin McWHIRTER	a	9:18.916	2:38.415

H2 ENGINEERING BUSH ROAD RACES



JUNIOR SUPPORT

Race 4 - McNulty's of Enniskillen / CR Print Junior Support

LAP CHART

4

No	Name	G	Elapsed Time	Lap Time
120	Jonathan MARK	a	9:59.664	2:27.598
45	Craig SHIRLAW	a	10:00.275	2:27.955
79	Darren HUGHES	a	10:01.710	2:28.149
9	Dean HARRISON	a	10:14.763	2:30.989
66	Paul GARTLAND	a	10:20.296	2:30.900
33	David HOWARD	b	10:20.810	2:33.686
50	Paul TRUESDALE	a	10:21.298	2:31.692
43	Neil VICARS	a	10:22.110	2:32.005
151	Philip DRENNAN	b	10:22.870	2:33.732
18	Vic ALLAN	b	10:28.751	2:34.600
99	David YEOMANS	b	10:29.628	2:29.002
62	Johnny QUINN	a	10:31.334	2:32.444
23	Neil NUGENT	b	10:34.187	2:35.901
24	Bryan ALLAN	b	10:35.068	2:34.265
144	Richard McCARTNEY	a	10:35.861	2:37.160
6	Baylon McCAUGHEY	a	10:35.982	2:36.796
98	Trevor BLACK	c	10:41.703	2:37.410
41	Nigel REA	c	10:42.830	2:38.948
34	Sean LEONARD	b	10:44.993	2:36.522
19	Brian LOUGHLIN	b	10:48.446	2:40.528
11	John CAHILL	c	10:55.627	2:40.082
8	Derek ALLAN	c	10:56.068	2:41.127
96	Stephen CARR	c	11:04.367	2:43.889
25	Mark WADDELL	c	11:05.237	2:39.262
74	Rodney PATTON	c	11:21.847	2:47.130
148	Yvonne MONTGOMERY	c	11:51.762	2:57.815
35	Colin McWHIRTER	a	11:57.515	2:38.599
94	Stuart ROBB	c	12:01.413	2:58.596
179	John McALLISTER	c	12:09.500	3:00.447

5

No	Name	G	Elapsed Time	Lap Time
120	Jonathan MARK	a	12:30.225	2:30.561
45	Craig SHIRLAW	a	12:30.563	2:30.288
79	Darren HUGHES	a	12:31.482	2:29.772
9	Dean HARRISON	a	12:44.859	2:30.096
33	David HOWARD	b	12:49.938	2:29.128
50	Paul TRUESDALE	a	12:54.342	2:33.044
43	Neil VICARS	a	12:54.582	2:32.472
151	Philip DRENNAN	b	12:56.986	2:34.116
99	David YEOMANS	b	12:59.160	2:29.532
18	Vic ALLAN	b	13:02.888	2:34.137
62	Johnny QUINN	a	13:04.186	2:32.852
23	Neil NUGENT	b	13:10.476	2:36.289
24	Bryan ALLAN	b	13:10.939	2:35.871
6	Baylon McCAUGHEY	a	13:11.241	2:35.259
144	Richard McCARTNEY	a	13:13.222	2:37.361
98	Trevor BLACK	c	13:18.104	2:36.401
34	Sean LEONARD	b	13:19.546	2:34.553
41	Nigel REA	c	13:20.768	2:37.938
19	Brian LOUGHLIN	b	13:29.522	2:41.076
11	John CAHILL	c	13:37.736	2:42.109
8	Derek ALLAN	c	13:38.135	2:42.067
25	Mark WADDELL	c	13:45.795	2:40.558
96	Stephen CARR	c	13:48.373	2:44.006
74	Rodney PATTON	c	14:07.941	2:46.094
35	Colin McWHIRTER	a	14:35.372	2:37.857
148	Yvonne MONTGOMERY	c	14:50.336	2:58.574
94	Stuart ROBB	c	14:58.659	2:57.246
179	John McALLISTER	c	15:08.305	2:58.805

6

No	Name	G	Elapsed Time	Lap Time
120	Jonathan MARK	a	14:58.663	2:28.438
79	Darren HUGHES	a	14:59.308	2:27.826
9	Dean HARRISON	a	15:15.150	2:30.291
33	David HOWARD	b	15:21.872	2:31.934
50	Paul TRUESDALE	a	15:26.907	2:32.565
43	Neil VICARS	a	15:27.384	2:32.802
99	David YEOMANS	b	15:31.963	2:32.803
151	Philip DRENNAN	b	15:32.198	2:35.212
62	Johnny QUINN	a	15:37.317	2:33.131
18	Vic ALLAN	b	15:38.589	2:35.701
23	Neil NUGENT	b	15:45.291	2:34.815
24	Bryan ALLAN	b	15:45.960	2:35.021
6	Baylon McCAUGHEY	a	15:47.314	2:36.073
144	Richard McCARTNEY	a	15:49.140	2:35.918
98	Trevor BLACK	c	15:53.153	2:35.049
34	Sean LEONARD	b	15:53.844	2:34.298
41	Nigel REA	c	15:58.432	2:37.664
19	Brian LOUGHLIN	b	16:11.416	2:41.894
11	John CAHILL	c	16:19.049	2:41.313
8	Derek ALLAN	c	16:19.659	2:41.524
25	Mark WADDELL	c	16:22.492	2:36.697
96	Stephen CARR	c	16:29.404	2:41.031
74	Rodney PATTON	c	16:54.222	2:46.281
35	Colin McWHIRTER	a	17:12.792	2:37.420
94	Stuart ROBB	c	17:52.308	2:53.649
148	Yvonne MONTGOMERY	c	17:53.055	3:02.719
179	John McALLISTER	c	18:05.051	2:56.746

H2 ENGINEERING BUSH ROAD RACES

JUNIOR SUPPORT

Race 4 - McNulty's of Enniskillen / CR Print Junior Support

LAP CHART



7

No	Name	G	Elapsed Time	Lap Time
120	Jonathan MARK	a	17:28.132	2:29.469
79	Darren HUGHES	a	17:28.556	2:29.248
9	Dean HARRISON	a	17:42.291	2:27.141
33	David HOWARD	b	17:54.106	2:32.234
50	Paul TRUESDALE	a	17:56.055	2:29.148
43	Neil VICARS	a	17:56.946	2:29.562
99	David YEOMANS	b	18:01.596	2:29.633
151	Philip DRENNAN	b	18:05.812	2:33.614
62	Johnny QUINN	a	18:11.247	2:33.930
18	Vic ALLAN	b	18:15.577	2:36.988
23	Neil NUGENT	b	18:22.053	2:36.762
24	Bryan ALLAN	b	18:22.473	2:36.513
6	Baylon McCAUGHEY	a	18:24.409	2:37.095
144	Richard McCARTNEY	a	18:24.995	2:35.855
98	Trevor BLACK	c	18:27.357	2:34.204
34	Sean LEONARD	b	18:30.164	2:36.320
41	Nigel REA	c	18:37.864	2:39.432
19	Brian LOUGHLIN	b	18:52.472	2:41.056
8	Derek ALLAN	c	18:59.391	2:39.732
11	John CAHILL	c	19:00.440	2:41.391
25	Mark WADDELL	c	19:00.925	2:38.433
96	Stephen CARR	c	19:09.935	2:40.531
74	Rodney PATTON	c	19:40.369	2:46.147
35	Colin McWHIRTER	a	19:49.614	2:36.822
94	Stuart ROBB	c	20:47.118	2:54.810
148	Yvonne MONTGOMERY	c	20:49.870	2:56.815
179	John McALLISTER	c	21:03.517	2:58.466

8

No	Name	G	Elapsed Time	Lap Time
120	Jonathan MARK	a	19:56.543	2:28.411
79	Darren HUGHES	a	19:56.857	2:28.301
9	Dean HARRISON	a	20:09.861	2:27.570
50	Paul TRUESDALE	a	20:24.875	2:28.820
43	Neil VICARS	a	20:25.447	2:28.501
33	David HOWARD	b	20:25.556	2:31.450
99	David YEOMANS	b	20:30.416	2:28.820
151	Philip DRENNAN	b	20:38.575	2:32.763
62	Johnny QUINN	a	20:42.700	2:31.453
18	Vic ALLAN	b	20:49.642	2:34.065
144	Richard McCARTNEY	a	20:57.483	2:32.488
23	Neil NUGENT	b	20:57.697	2:35.644
6	Baylon McCAUGHEY	a	20:57.898	2:33.489
24	Bryan ALLAN	b	20:59.397	2:36.924
98	Trevor BLACK	c	21:01.894	2:34.537
34	Sean LEONARD	b	21:07.112	2:36.948
41	Nigel REA	c	21:15.685	2:37.821
19	Brian LOUGHLIN	b	21:35.000	2:42.528
8	Derek ALLAN	c	21:38.050	2:38.659
11	John CAHILL	c	21:38.433	2:37.993
25	Mark WADDELL	c	21:39.201	2:38.276
96	Stephen CARR	c	21:50.126	2:40.191
35	Colin McWHIRTER	a	22:28.472	2:38.858

IRISH ROAD RACE JUNIOR SUPPORT (subject to confirmation)

2010

Pos	No.	Name	Total	Diff	Gap	#1 #2	
						R1	R1
1	79	Darren HUGHES	45	0	0	25	20
2	33	David HOWARD	26	19	19	16	10
3	120	Jonathan MARK	25	20	1	x	25
4	43	Neil VICARS	24	21	1	13	11
5	57	Stuart GARTON	20	25	4	20	x
6	9	Dean HARRISON	16	29	4	x	16
7	50	Paul TRUESDALE	13	32	3	x	13
8	45	Craig SHIRLAW	11	34	2	11	x
9	51	Colin MARTIN	10	35	1	10	x
10	99	David YEOMANS	9	36	1	x	9
11	169	Philip MULLAN	9	36	0	9	x
12	62	Johnny QUINN	9	36	0	2	7
13	151	Philip DRENNAN	8	37	1	x	8
14	68	Noel BOYD	8	37	0	8	x
15	98	Trevor BLACK	8	37	0	7	1
16	23	Neil NUGENT	7	38	1	3	4
17	18	Vic ALLAN	6	39	1	x	6
18	40	Peter O'FLAHERTY	6	39	0	6	x
19	144	Richard McCARTNEY	5	40	1	x	5
20	53	Robbie LYALL	5	40	0	5	x
21	35	Colin McWHIRTER	4	41	1	4	x
22	6	Bayln McCAUGHEY	3	42	1	x	3
23	24	Bryan ALLAN	2	43	1	x	2
24	30	Aron HATCH	1	44	1	1	x

Event Legend

#1 23/04/2010 ROYAL HOTEL & BRAESIDE COOKSTOWN 100

#2 18/06/2010 H2 ENGINEERING BUSH ROAD RACE