



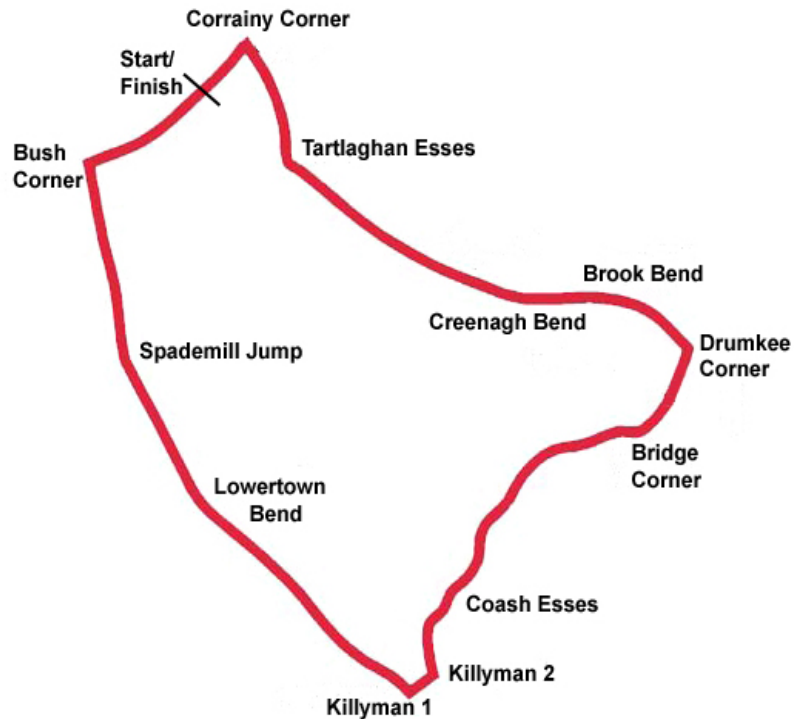
Friday 18th & Saturday 19th June 2010

promoted by Dungannon & District MCC
www.bushroadraces.com

**CLIVE RICHARDSON / HORTA SOILS
SUPERTWINS**



Bush Circuit 3.3078 miles



LAP RECORDS

Class	Rider	Machine	m	s	mph	Year
125cc	Michael Dunlop	Honda	2	28.516	80.180	2007
250cc	Ryan Farquhar	Honda	2	20.882	84.525	2008
Supersport 400	Joe Phillips	Kawasaki	2	30.508	79.119	2008
Supertwins	Wayne Kirwan	Suzuki 650	2	30.472	79.138	2008
Supersport	Ryan Farquhar	Kawasaki	2	17.355	86.696	2009
Open 1000cc	Ryan Farquhar	Kawasaki	2	15.447	87.917	2009
	Michael Dunlop	Yamaha 600	2	15.447	87.917	2009
Senior Support	Benny Smith	Suzuki 750	2	24.178	82.593	2009
Junior Support	Wayne Hamilton	Honda 250	2	32.872	77.896	2009
Classic 1000cc	Robert McCrum	Weslake 850	2	40.470	74.208	2006
Classic 500cc	Neill McWhirter	Norton	2	37.104	75.797	2009
Classic 350cc	Adrian McFarland	Honda	2	40.433	74.225	2008
Classic 250cc	Geoff McMullan	Suzuki	2	52.574	69.003	2006

MOST WINS at BUSH ROAD RACE

Ryan Farquhar	6	2008-09
Conor Cummins	3	2007
Nigel Moore	3	2007-09

ALL TIME IRISH ROAD RACE WINNERS (after North West 200 2010)

Most Wins at All Irish Road Race Meetings			Most Wins at Irish National Road Race Meetings				
1.	Joey Dunlop	156	1971-00	1.	Ryan Farquhar	126*	1995-10
2.	Robert Dunlop	135	1980-08	2.	Joey Dunlop	119	1971-00
	Ryan Farquhar	135*	1995-10	3.	Robert Dunlop	111	1980-08
4.	Ray McCullough	109	1960-82	4.	Ray McCullough	99	1960-82
5.	Phillip McCallen	109	1987-99	5.	Phillip McCallen	84	1987-99

* pending appeal about result of the 125ccGP/Moto 450 race at Cookstown 100

H2 ENGINEERING BUSH ROAD RACES




SUPERTWINS

Group A Qualifying

Friday, 18 June 2010

Pos	Class	No	Name	Machine / Sponsor	----- Best Lap -----			Laps	
					Time	Behind	Speed		
Qualifying Classification									
1	STwins	82	Derek SHEILS	Suzuki 650	2:30.034		79.369	3	4
2	STwins	150	William DAVISON	Kawasaki 650 - P.K. Racing	2:30.041	0.007	79.366	2	4
3	STwins	9	Wayne KIRWAN	Suzuki 650 - MRP Racing	2:31.613	1.579	78.543	4	4
4	STwins	34	Timmy TURTLE	Suzuki 650 - Gilpin	2:32.611	2.577	78.029	4	4
5	STwins	79	Darren HUGHES	Kawasaki 650 - Fatboyz / KMR Racing	2:33.385	3.351	77.635	4	4
6	STwins	65	Michael SWEENEY	Suzuki 650 - Sweetman / Kiely	2:34.032	3.998	77.309	2	2
7	STwins	120	Jonathan MARK	Kawasaki 650 - JMR	2:36.362	6.328	76.157	4	4
8	STwins	43	Neil VICARS	Suzuki 650	2:37.110	7.076	75.795	3	4
9	STwins	91	Des BUTLER	Suzuki 650	2:40.259	10.225	74.305	4	4
10	STwins	38	Darren GILPIN	Suzuki 650 - Irish Racer	2:40.805	10.771	74.053	4	4
11	STwins	45	Craig SHIRLAW	Kawasaki 650 - Shirlaws Motorcycles	2:40.870	10.836	74.023	2	2
12	STwins	169	Philip MULLAN	Suzuki 650 - PM & Sons	2:42.571	12.537	73.248	2	4
13	STwins	33	David HOWARD	Suzuki 650	2:43.137	13.103	72.994	4	4
14	STwins	5	Paul LENNON	Kawasaki 650	2:44.397	14.363	72.435	2	4
15	STwins	211	Tim STEPHENSON	Suzuki 650 - KSS	2:44.620	14.586	72.337	4	4
16	STwins	6	Baylon McCAUGHEY	Suzuki 650 - irishracephotography.com	2:44.703	14.669	72.300	4	4
17	STwins	7	Dave WALSH	Suzuki 650 - Selective Developments	2:45.047	15.013	72.150	4	4
18	STwins	151	Phillip DRENNAN	Suzuki 650	2:45.222	15.188	72.073	4	4
19	STwins	23	Neil NUGENT	Suzuki 650	2:45.626	15.592	71.897	4	4
20	STwins	18	Thomas HOGG	Suzuki 650 - Best Bikes	2:53.991	23.957	68.441	2	4
21	STwins	148	Yvonne MONTGOMERY	Suzuki 650	2:59.638	29.604	66.289	3	4

These Results are provisional and are subject to ratification by the Stewards of the Meeting.

Track	Bush	Signed		Organising Club	Dungannon & District MCC
Length(miles)	3.3078		Chief Timekeeper	Qualifying Started	17:13:56.433
Weather	Sunny				
Track	Dry	Issued At:	17:27:01		



MCUI
Ulster Centre
Timing
www.mcui-uc.org.uk



Powered by
e-Laps II
© 2008
Walter Marks

H2 ENGINEERING BUSH ROAD RACES



SUPERTWINS

Group A Qualifying

Friday, 18 June 2010

DETAILED RESULT

Qualifying Classification

Position

1 82 Derek SHEILS

Behind

Best Time **2:30.034** Best Speed **79.369** On **3** Gp **a**

Lap	Elapsed Time	Lap Time	Lap Speed
1	2:54.455	2:54.455	68.259
2	5:24.955	2:30.500	79.123
3	7:54.989	2:30.034	79.369
4	10:26.058	2:31.069	78.825

2 150 William DAVISON

Behind **0.007**

Best Time **2:30.041** Best Speed **79.366** On **2** Gp **a**

Lap	Elapsed Time	Lap Time	Lap Speed
1	2:45.488	2:45.488	71.957
2	5:15.529	2:30.041	79.366
3	7:46.069	2:30.540	79.102
4	10:16.699	2:30.630	79.055

3 9 Wayne KIRWAN

Behind **1.579**

Best Time **2:31.613** Best Speed **78.543** On **4** Gp **a**

Lap	Elapsed Time	Lap Time	Lap Speed
1	2:58.153	2:58.153	66.842
2	5:35.225	2:37.072	75.813
3	8:09.297	2:34.072	77.289
4	10:40.910	2:31.613	78.543

4 34 Timmy TURTLE

Behind **2.577**

Best Time **2:32.611** Best Speed **78.029** On **4** Gp **a**

Lap	Elapsed Time	Lap Time	Lap Speed
1	2:57.949	2:57.949	66.918
2	5:36.109	2:38.160	75.291
3	8:10.743	2:34.634	77.008
4	10:43.354	2:32.611	78.029

5 79 Darren HUGHES

Behind **3.351**

Best Time **2:33.385** Best Speed **77.635** On **4** Gp **a**

Lap	Elapsed Time	Lap Time	Lap Speed
1	2:42.864	2:42.864	73.117
2	5:17.186	2:34.322	77.164
3	7:51.841	2:34.655	76.998
4	10:25.226	2:33.385	77.635

Qualifying Classification

Position

6 65 Michael SWEENEY

Behind **3.998**

Best Time **2:34.032** Best Speed **77.309** On **2** Gp **a**

Lap	Elapsed Time	Lap Time	Lap Speed
1	2:50.176	2:50.176	69.975
2	5:24.208	2:34.032	77.309

7 120 Jonathan MARK

Behind **6.328**

Best Time **2:36.362** Best Speed **76.157** On **4** Gp **a**

Lap	Elapsed Time	Lap Time	Lap Speed
1	2:49.370	2:49.370	70.308
2	5:26.460	2:37.090	75.804
3	8:04.072	2:37.612	75.553
4	10:40.434	2:36.362	76.157

8 43 Neil VICARS

Behind **7.076**

Best Time **2:37.110** Best Speed **75.795** On **3** Gp **a**

Lap	Elapsed Time	Lap Time	Lap Speed
1	3:13.271	3:13.271	61.613
2	5:51.886	2:38.615	75.075
3	8:28.996	2:37.110	75.795
4	11:10.663	2:41.667	73.658

9 91 Des BUTLER

Behind **10.225**

Best Time **2:40.259** Best Speed **74.305** On **4** Gp **a**

Lap	Elapsed Time	Lap Time	Lap Speed
1	3:27.918	3:27.918	57.273
2	6:16.795	2:48.877	70.513
3	9:06.780	2:49.985	70.054
4	11:47.039	2:40.259	74.305

10 38 Darren GILPIN

Behind **10.771**

Best Time **2:40.805** Best Speed **74.053** On **4** Gp **a**

Lap	Elapsed Time	Lap Time	Lap Speed
1	3:23.911	3:23.911	58.398
2	6:10.626	2:46.715	71.428
3	8:51.915	2:41.289	73.831
4	11:32.720	2:40.805	74.053



H2 ENGINEERING BUSH ROAD RACES



SUPERTWINS

Group A Qualifying

Friday, 18 June 2010

DETAILED RESULT

Qualifying Classification

Position

11 45 Craig SHIRLAW

Behind 10.836

Best Time 2:40.870 Best Speed 74.023 On 2 Gp a

Lap	Elapsed Time	Lap Time	Lap Speed
1	3:00.786	3:00.786	65.868
2	5:41.656	2:40.870	74.023

12 169 Philip MULLAN

Behind 12.537

Best Time 2:42.571 Best Speed 73.248 On 2 Gp a

Lap	Elapsed Time	Lap Time	Lap Speed
1	2:57.221	2:57.221	67.193
2	5:39.792	2:42.571	73.248
3	8:23.565	2:43.773	72.711
4	11:06.347	2:42.782	73.154

13 33 David HOWARD

Behind 13.103

Best Time 2:43.137 Best Speed 72.994 On 4 Gp a

Lap	Elapsed Time	Lap Time	Lap Speed
1	3:32.597	3:32.597	56.012
2	6:20.878	2:48.281	70.763
3	9:09.577	2:48.699	70.588
4	11:52.714	2:43.137	72.994

14 5 Paul LENNON

Behind 14.363

Best Time 2:44.397 Best Speed 72.435 On 2 Gp a

Lap	Elapsed Time	Lap Time	Lap Speed
1	2:58.063	2:58.063	66.876
2	5:42.460	2:44.397	72.435
3	8:28.233	2:45.773	71.834
4	11:14.490	2:46.257	71.625

15 211 Tim STEPHENSON

Behind 14.586

Best Time 2:44.620 Best Speed 72.337 On 4 Gp a

Lap	Elapsed Time	Lap Time	Lap Speed
1	3:24.347	3:24.347	58.274
2	6:18.815	2:54.468	68.254
3	9:09.287	2:50.472	69.854
4	11:53.907	2:44.620	72.337

Qualifying Classification

Position

16 6 Baylon McCAUGHEY

Behind 14.669

Best Time 2:44.703 Best Speed 72.300 On 4 Gp a

Lap	Elapsed Time	Lap Time	Lap Speed
1	3:35.653	3:35.653	55.219
2	6:26.544	2:50.891	69.682
3	9:14.455	2:47.911	70.919
4	11:59.158	2:44.703	72.300

17 7 Dave WALSH

Behind 15.013

Best Time 2:45.047 Best Speed 72.150 On 4 Gp a

Lap	Elapsed Time	Lap Time	Lap Speed
1	3:31.391	3:31.391	56.332
2	6:18.141	2:46.750	71.413
3	9:07.291	2:49.150	70.400
4	11:52.338	2:45.047	72.150

18 151 Phillip DRENNAN

Behind 15.188

Best Time 2:45.222 Best Speed 72.073 On 4 Gp a

Lap	Elapsed Time	Lap Time	Lap Speed
1	3:21.260	3:21.260	59.168
2	6:13.852	2:52.592	68.996
3	9:06.533	2:52.681	68.960
4	11:51.755	2:45.222	72.073

19 23 Neil NUGENT

Behind 15.592

Best Time 2:45.626 Best Speed 71.897 On 4 Gp a

Lap	Elapsed Time	Lap Time	Lap Speed
1	3:24.503	3:24.503	58.229
2	6:16.560	2:52.057	69.210
3	9:05.991	2:49.431	70.283
4	11:51.617	2:45.626	71.897

20 18 Thomas HOGG

Behind 23.957

Best Time 2:53.991 Best Speed 68.441 On 2 Gp a

Lap	Elapsed Time	Lap Time	Lap Speed
1	3:23.724	3:23.724	58.452
2	6:17.715	2:53.991	68.441
3	9:15.629	2:57.914	66.932
4	12:14.448	2:58.819	66.593



H2 ENGINEERING BUSH ROAD RACES



SUPERTWINS

Group A Qualifying

Friday, 18 June 2010

DETAILED RESULT

Qualifying Classification

Position

21 148 Yvonne MONTGOMERY

Behind 29.604

Best Time 2:59.638 Best Speed 66.289 On 3 Gp a

Lap	Elapsed Time	Lap Time	Lap Speed
1	3:13.917	3:13.917	61.408
2	6:13.723	2:59.806	66.227
3	9:13.361	2:59.638	66.289
4	12:13.986	3:00.625	65.927

H2 ENGINEERING BUSH ROAD RACES




SUPERTWINS

Group B Qualifying

Friday, 18 June 2010

Pos	Class	No	Name	Machine / Sponsor	----- Best Lap -----			Laps
					Time	Behind	Speed	
Qualifying Classification								
1	STwins	16	John BURROWS	Kawasaki 650 - KBM Racing	2:26.420		81.328	4
2	STwins	123	Michal DOKOUPIL	Suzuki 650 - AIR Kawasaki	2:31.054	4.634	78.833	4
4	STwins	44	Richard McCARTNEY	Kawasaki 650 - P.K. Racing	2:35.967	9.547	76.350	1
3	STwins	66	Paul GARTLAND	Suzuki 650	2:36.617	10.197	76.033	2
5	STwins	98	Trevor BLACK	Suzuki 650 - A & C Racing	2:38.148	11.728	75.297	2
6	STwins	35	Colin McWHIRTER	Suzuki 650 - Hot Stuff	2:39.352	12.932	74.728	4
7	STwins	20	Martin LYONS	Suzuki 650 - GS MCC	2:41.225	14.805	73.860	2
8	STwins	69	Ronnie SCOTT	Suzuki 650	2:41.328	14.908	73.813	4
9	STwins	62	Johnny QUINN	Suzuki 650	2:41.591	15.171	73.693	4
10	STwins	19	Brian LOUGHLIN	Suzuki 650	2:47.809	21.389	70.962	4
11	STwins	41	Nigel REA	Suzuki 650 - Gladius	2:52.098	25.678	69.194	4

These Results are provisional and are subject to ratification by the Stewards of the Meeting.

Track	Bush	Signed		Organising Club	Dungannon & District MCC
Length(miles)	3.3078		Chief Timekeeper	Qualifying Started	17:31:33.923
Weather	Sunny	Issued At:	17:44:29		
Track	Dry				



MCUI
Ulster Centre
Timing
www.mcui-uc.org.uk



Powered by
e-Laps II
© 2008
Walter Marks

H2 ENGINEERING BUSH ROAD RACES



SUPERTWINS

Group B Qualifying

Friday, 18 June 2010

DETAILED RESULT

Qualifying Classification

Position

1 16 John BURROWS

Behind

Best Time **2:26.420** Best Speed **81.328** On 4 Gp a

Lap	Elapsed Time	Lap Time	Lap Speed
1	2:32.589	2:32.589	78.040
2	5:00.157	2:27.568	80.696
3	7:26.712	2:26.555	81.253
4	9:53.132	2:26.420	81.328

2 123 Michal DOKOUPIL

Behind **4.634**

Best Time **2:31.054** Best Speed **78.833** On 4 Gp a

Lap	Elapsed Time	Lap Time	Lap Speed
1	2:59.857	2:59.857	66.209
2	5:35.204	2:35.347	76.655
3	8:09.033	2:33.829	77.411
4	10:40.087	2:31.054	78.833

4 44 Richard McCARTNEY

Behind **9.547**

Best Time **2:35.967** Best Speed **76.350** On 1 Gp a

Lap	Elapsed Time	Lap Time	Lap Speed
1	2:35.967	2:35.967	76.350
2	5:18.311	2:37.998	75.369
3	7:55.333	2:37.022	75.837
4	10:33.588	2:38.255	75.246

3 66 Paul GARTLAND

Behind **10.197**

Best Time **2:36.617** Best Speed **76.033** On 2 Gp a

Lap	Elapsed Time	Lap Time	Lap Speed
1	3:04.581	3:04.581	64.514
2	5:41.198	2:36.617	76.033
3	8:21.717	2:40.519	74.185
4	11:00.020	2:38.303	75.223

5 98 Trevor BLACK

Behind **11.728**

Best Time **2:38.148** Best Speed **75.297** On 2 Gp a

Lap	Elapsed Time	Lap Time	Lap Speed
1	3:02.476	3:02.476	65.258
2	5:40.624	2:38.148	75.297
3	8:20.020	2:39.396	74.708
4	10:58.263	2:38.243	75.252

Qualifying Classification

Position

6 35 Colin McWHIRTER

Behind **12.932**

Best Time **2:39.352** Best Speed **74.728** On 4 Gp a

Lap	Elapsed Time	Lap Time	Lap Speed
1	2:58.893	2:58.893	66.565
2	5:39.731	2:40.838	74.038
3	8:21.353	2:41.622	73.679
4	11:00.705	2:39.352	74.728

7 20 Martin LYONS

Behind **14.805**

Best Time **2:41.225** Best Speed **73.860** On 2 Gp a

Lap	Elapsed Time	Lap Time	Lap Speed
1	2:55.434	2:55.434	67.878
2	5:36.659	2:41.225	73.860
3	8:18.113	2:41.454	73.755
4	10:59.729	2:41.616	73.681

8 69 Ronnie SCOTT

Behind **14.908**

Best Time **2:41.328** Best Speed **73.813** On 4 Gp a

Lap	Elapsed Time	Lap Time	Lap Speed
1	3:05.249	3:05.249	64.281
2	5:48.703	2:43.454	72.853
3	8:31.297	2:42.594	73.238
4	11:12.625	2:41.328	73.813

9 62 Johnny QUINN

Behind **15.171**

Best Time **2:41.591** Best Speed **73.693** On 4 Gp a

Lap	Elapsed Time	Lap Time	Lap Speed
1	3:05.677	3:05.677	64.133
2	5:49.694	2:44.017	72.603
3	8:31.856	2:42.162	73.433
4	11:13.447	2:41.591	73.693

10 19 Brian LOUGHLIN

Behind **21.389**

Best Time **2:47.809** Best Speed **70.962** On 4 Gp a

Lap	Elapsed Time	Lap Time	Lap Speed
1	3:18.585	3:18.585	59.965
2	6:08.971	2:50.386	69.889
3	8:58.039	2:49.068	70.434
4	11:45.848	2:47.809	70.962



H2 ENGINEERING BUSH ROAD RACES



SUPERTWINS

Group B Qualifying

Friday, 18 June 2010

DETAILED RESULT

Qualifying Classification

Position

11 **41 Nigel REA**

Behind **25.678**

Best Time **2:52.098** Best Speed **69.194** On **4** Gp **a**

Lap	Elapsed Time	Lap Time	Lap Speed
1	3:04.894	3:04.894	64.405
2	5:59.856	2:54.962	68.061
3	8:52.740	2:52.884	68.879
4	11:44.838	2:52.098	69.194

H2 ENGINEERING BUSH ROAD RACES


SUPERTWINS

Combined Supertwin



-----Best Time / Qual Laps-----									
Pos	Class	No	Name	Session A	Session B	Session C	Session D	Overall Best Time / Speed / Total Qual Laps	
1	STwins	16	John BURROWS	-----	2:26.420	-----	-----	2:26.420	81.328
2	STwins	82	Derek SHEILS	2:30.034	-----	-----	-----	2:30.034	79.369
3	STwins	150	William DAVISON	2:30.041	-----	-----	-----	2:30.041	79.366
4	STwins	123	Michal DOKOUPIL	-----	2:31.054	-----	-----	2:31.054	78.833
5	STwins	9	Wayne KIRWAN	2:31.613	-----	-----	-----	2:31.613	78.543
6	STwins	34	Timmy TURTLE	2:32.611	-----	-----	-----	2:32.611	78.029
7	STwins	79	Darren HUGHES	2:33.385	-----	-----	-----	2:33.385	77.635
8	STwins	65	Michael SWEENEY	2:34.032	-----	-----	-----	2:34.032	77.309
9	STwins	44	Richard McCARTNEY	-----	2:35.967	-----	-----	2:35.967	76.350
10	STwins	120	Jonathan MARK	2:36.362	-----	-----	-----	2:36.362	76.157
11	STwins	66	Paul GARTLAND	-----	2:36.617	-----	-----	2:36.617	76.033
12	STwins	43	Neil VICARS	2:37.110	-----	-----	-----	2:37.110	75.795
13	STwins	98	Trevor BLACK	-----	2:38.148	-----	-----	2:38.148	75.297
14	STwins	35	Colin McWHIRTER	-----	2:39.352	-----	-----	2:39.352	74.728
15	STwins	91	Des BUTLER	2:40.259	-----	-----	-----	2:40.259	74.305
16	STwins	38	Darren GILPIN	2:40.805	-----	-----	-----	2:40.805	74.053
17	STwins	45	Craig SHIRLAW	2:40.870	-----	-----	-----	2:40.870	74.023
18	STwins	20	Martin LYONS	-----	2:41.225	-----	-----	2:41.225	73.860
19	STwins	69	Ronnie SCOTT	-----	2:41.328	-----	-----	2:41.328	73.813
20	STwins	62	Johnny QUINN	-----	2:41.591	-----	-----	2:41.591	73.693
21	STwins	169	Philip MULLAN	2:42.571	-----	-----	-----	2:42.571	73.248
22	STwins	33	David HOWARD	2:43.137	-----	-----	-----	2:43.137	72.994
23	STwins	5	Paul LENNON	2:44.397	-----	-----	-----	2:44.397	72.435
24	STwins	211	Tim STEPHENSON	2:44.620	-----	-----	-----	2:44.620	72.337
25	STwins	6	Baylon McCAUGHEY	2:44.688	-----	-----	-----	2:44.688	72.307
26	STwins	7	Dave WALSH	2:45.047	-----	-----	-----	2:45.047	72.150
27	STwins	151	Phillip DRENNAN	2:45.222	-----	-----	-----	2:45.222	72.073
28	STwins	23	Neil NUGENT	2:45.626	-----	-----	-----	2:45.626	71.897
29	STwins	19	Brian LOUGHLIN	-----	2:47.809	-----	-----	2:47.809	70.962
30	STwins	4	Robert McCRUM	2:49.932	-----	-----	-----	2:49.932	70.076
31	STwins	41	Nigel REA	-----	2:52.098	-----	-----	2:52.098	69.194
32	STwins	18	Thomas HOGG	2:53.991	-----	-----	-----	2:53.991	68.441
33	STwins	148	Yvonne MONTGOMERY	2:59.638	-----	-----	-----	2:59.638	66.289

These Results are provisional and are subject to ratification by the Stewards of the Meeting.

Track	Bush	Signed		Organising Club	Dungannon & District MCC
Length(miles)	3.3078		Chief Timekeeper		
Weather					
Track		Issued At:			



MCUI
Ulster Centre
Timing
www.mcui-uc.org.uk



Powered by
e-Laps II
© 2008
Walter Marks

H2 ENGINEERING BUSH ROAD RACE

SUPERTWINS

Bush 3.308 Miles

R1: CRL/Horta Soils Supertwins

19/06/2010 10:30

Race (8 Laps)

Race 1 - SUPERTWINS

	148	18	
	41	40	14
41	4	19	13
39	38	37	12
23	151	7	C
36	35	34	11
6	211	5	10
33	32	31	9
30	29	28	8
	33	169	7
27	26	25	6
62	69	20	B
24	23	22	5
45	38	91	4
21	20	19	3
35	98	43	2
18	17	16	1
15	14	13	
	66	120	
12	11	10	
44	65	79	
9	8	7	
34	9	123	A
6	5	4	
150	82	16	
3	2	1	
		POLE POSITION	



H2 ENGINEERING BUSH ROAD RACES



SUPERTWINS

Race 1 - CRL / Horta Soils Supertwins amended

Saturday, 19 June 2010

Pos	Class	No	Name	Machine / Sponsor	Gp	Laps	Total Time	Behind	Speed	-----Best Lap-----		
										Time	Speed	On
Race Classification												
1	STwins	16	John BURROWS	Kawasaki 650 - KBM Racing	a	8	19:14.521		82.514	2:22.518	83.555	4
2	STwins	123	Michal DOKOUPIL	Suzuki 650 - AIR Kawasaki	a	8	19:17.942	3.421	82.271	2:22.629	83.490	4
3	STwins	82	Derek SHEILS	Suzuki 650	a	8	19:27.079	12.558	81.627	2:24.669	82.313	7
4	STwins	34	Timmy TURTLE	Suzuki 650 - Gilpin	a	8	20:04.763	50.242	79.073	2:27.514	80.725	8
5	STwins	120	Jonathan MARK	Kawasaki 650 - JMR	a	8	20:21.625	1:07.104	77.982	2:29.330	79.743	7
6	STwins	43	Neil VICARS	Suzuki 650	b	8	20:26.935	1:12.414	77.644	2:30.530	79.108	8
7	STwins	79	Darren HUGHES	Kawasaki 650 - Fatboyz / KMR Racing	a	8	20:28.293	1:13.772	77.559	2:30.540	79.102	3
8	STwins	66	Paul GARTLAND	Suzuki 650	a	8	20:43.744	1:29.223	76.595	2:32.150	78.265	8
9	STwins	33	David HOWARD	Suzuki 650	b	8	20:50.362	1:35.841	76.190	2:29.373	79.720	8
10	STwins	91	Des BUTLER	Suzuki 650	b	8	20:50.819	1:36.298	76.162	2:31.221	78.746	7
11	STwins	151	Phillip DRENNAN	Suzuki 650	c	8	20:57.240	1:42.719	75.773	2:33.179	77.740	8
12	STwins	5	Paul LENNON	Kawasaki 650	c	8	20:57.443	1:42.922	75.761	2:32.579	78.045	7
13	STwins	62	Johnny QUINN	Suzuki 650	b	8	20:58.362	1:43.841	75.705	2:32.750	77.958	8
14	STwins	98	Trevor BLACK	Suzuki 650 - A & C Racing	b	8	20:59.225	1:44.704	75.653	2:34.197	77.226	8
15	STwins	35	Colin McWHIRTER	Suzuki 650 - Hot Stuff	b	8	20:59.675	1:45.154	75.626	2:34.293	77.178	8
16	STwins	69	Ronnie SCOTT	Suzuki 650	b	8	21:05.462	1:50.941	75.281	2:35.752	76.455	3
17	STwins	20	Martin LYONS	Suzuki 650 - GS MCC	b	8	21:33.769	2:19.248	73.633	2:35.129	76.762	6
18	STwins	38	Darren GILPIN	Suzuki 650 - Irish Racer	b	8	21:57.372	2:42.851	72.314	2:34.329	77.160	6
19	STwins	23	Neil NUGENT	Suzuki 650	c	7	18:47.010	1 Lap	73.963	2:36.234	76.220	7
20	STwins	41	Nigel REA	Suzuki 650 - Gladius	c	7	18:48.677	1.667	73.853	2:36.875	75.908	7
21	STwins	7	Dave WALSH	Suzuki 650 - Selective Developments	c	7	18:55.518	8.508	73.408	2:39.689	74.570	7
22	STwins	211	Tim STEPHENSON	Suzuki 650 - KSS	c	7	19:02.321	15.311	72.971	2:40.188	74.338	7
23	STwins	6	Baylon McCAUGHEY	Suzuki 650 - irishracephotography.com	c	7	19:09.230	22.220	72.533	2:40.249	74.310	4
24	STwins	19	Brian LOUGHLIN	Suzuki 650	c	7	19:25.043	38.033	71.548	2:42.940	73.083	7

Fastest Lap / New Lap Record 83.555 mph (Previously 79.138 mph)

STwins	16	John BURROWS	Kawasaki 650 - KBM Racing	a						2:22.518	83.555	4
--------	----	--------------	---------------------------	---	--	--	--	--	--	----------	--------	---


Not Classified

DNF	STwins	150	William DAVISON	Kawasaki 650 - P.K. Racing	a	5	12:10.771	3 Laps	81.476	2:24.734	82.276	5
DNF	C500	4	Robert McCRUM	Honda 500	c	3	8:16.392	5 Laps	71.968	2:38.815	74.981	3
DNF	STwins	44	Richard McCARTNEY	Kawasaki 650 - P.K. Racing	a	1	3:44.440	7 Laps	53.057	3:44.440	53.057	1

Announcements

60 seconds penalty for jump start - No 38

These Results are provisional and are subject to ratification by the Stewards of the Meeting.

Track	Bush	Signed		Organising Club	Dungannon & District MCC
Length(miles)	3.3078		Chief Timekeeper	Warmup Started	
Weather	Sunny			Race Started	10:37:42.388
Track	Dry	Issued At:	06:47:53	Gp Time Diff - b 15.42 / c 32.33	



MCUI
Ulster Centre
Timing
www.mcui-uc.org.uk



Powered by
e-Laps II
© 2008
Walter Marks

H2 ENGINEERING BUSH ROAD RACES



SUPERTWINS

Race 1 - CRL / Horta Soils Supertwins amended

Saturday, 19 June 2010

DETAILED RESULT

Race Classification

1 16 John BURROWS

Total Time **19:14.521** Avg Speed **82.514** Behind
Best Time **2:22.518** Best Speed **83.555** On **4** Gp **a**

Lap	Elapsed Time	Lap Time	Lap Speed
1	2:28.160	2:28.160	80.373
2	4:51.377	2:23.217	83.147
3	7:14.144	2:22.767	83.409
4	9:36.662	2:22.518	83.555
5	11:59.849	2:23.187	83.165
6	14:24.044	2:24.195	82.583
7	16:48.242	2:24.198	82.581
8	19:14.521	2:26.279	81.407

2 123 Michal DOKOUPIL

Total Time **19:17.942** Avg Speed **82.271** Behind **3.421**
Best Time **2:22.629** Best Speed **83.490** On **4** Gp **a**

Lap	Elapsed Time	Lap Time	Lap Speed
1	2:29.501	2:29.501	79.652
2	4:54.087	2:24.586	82.360
3	7:17.191	2:23.104	83.213
4	9:39.820	2:22.629	83.490
5	12:03.456	2:23.636	82.905
6	14:27.039	2:23.583	82.935
7	16:51.208	2:24.169	82.598
8	19:17.942	2:26.734	81.154

3 82 Derek SHEILS

Total Time **19:27.079** Avg Speed **81.627** Behind **12.558**
Best Time **2:24.669** Best Speed **82.313** On **7** Gp **a**

Lap	Elapsed Time	Lap Time	Lap Speed
1	2:30.436	2:30.436	79.157
2	4:55.333	2:24.897	82.183
3	7:20.814	2:25.481	81.853
4	9:46.435	2:25.621	81.774
5	12:11.503	2:25.068	82.086
6	14:36.263	2:24.760	82.261
7	17:00.932	2:24.669	82.313
8	19:27.079	2:26.147	81.480

Race Classification

4 34 Timmy TURTLE

Total Time **20:04.763** Avg Speed **79.073** Behind **50.242**
Best Time **2:27.514** Best Speed **80.725** On **8** Gp **a**

Lap	Elapsed Time	Lap Time	Lap Speed
1	2:37.877	2:37.877	75.426
2	5:10.220	2:32.343	78.166
3	7:41.043	2:30.823	78.954
4	10:10.266	2:29.223	79.801
5	12:40.482	2:30.216	79.273
6	15:08.950	2:28.468	80.206
7	17:37.249	2:28.299	80.298
8	20:04.763	2:27.514	80.725

5 120 Jonathan MARK

Total Time **20:21.625** Avg Speed **77.982** Behind **1:07.104**
Best Time **2:29.330** Best Speed **79.743** On **7** Gp **a**

Lap	Elapsed Time	Lap Time	Lap Speed
1	2:45.144	2:45.144	72.107
2	5:16.378	2:31.234	78.739
3	7:46.918	2:30.540	79.102
4	10:18.873	2:31.955	78.366
5	12:49.542	2:30.669	79.035
6	15:19.726	2:30.184	79.290
7	17:49.056	2:29.330	79.743
8	20:21.625	2:32.569	78.050

6 43 Neil VICARS

Total Time **20:26.935** Avg Speed **77.644** Behind **1:12.414**
Best Time **2:30.530** Best Speed **79.108** On **8** Gp **b**

Lap	Elapsed Time	Lap Time	Lap Speed
1	2:42.695	2:42.695	73.193
2	5:16.018	2:33.323	77.667
3	7:49.471	2:33.453	77.601
4	10:21.815	2:32.344	78.166
5	12:53.539	2:31.724	78.485
6	15:24.422	2:30.883	78.923
7	17:56.405	2:31.983	78.351
8	20:26.935	2:30.530	79.108

H2 ENGINEERING BUSH ROAD RACES



SUPERTWINS

Race 1 - CRL / Horta Soils Supertwins amended

Saturday, 19 June 2010

DETAILED RESULT

Race Classification

7 79 Darren HUGHES

Total Time **20:28.293** Avg Speed **77.559** Behind **1:13.772**
Best Time **2:30.540** Best Speed **79.102** On **3** Gp **a**

Lap	Elapsed Time	Lap Time	Lap Speed
1	2:38.151	2:38.151	75.296
2	5:10.009	2:31.858	78.416
3	7:40.549	2:30.540	79.102
4	10:13.746	2:33.197	77.731
5	12:46.940	2:33.194	77.732
6	15:21.011	2:34.071	77.290
7	17:54.236	2:33.225	77.716
8	20:28.293	2:34.057	77.297

8 66 Paul GARTLAND

Total Time **20:43.744** Avg Speed **76.595** Behind **1:29.223**
Best Time **2:32.150** Best Speed **78.265** On **8** Gp **a**

Lap	Elapsed Time	Lap Time	Lap Speed
1	2:43.032	2:43.032	73.041
2	5:18.590	2:35.558	76.551
3	7:53.712	2:35.122	76.766
4	10:28.953	2:35.241	76.707
5	13:03.807	2:34.854	76.899
6	15:38.394	2:34.587	77.032
7	18:11.594	2:33.200	77.729
8	20:43.744	2:32.150	78.265

9 33 David HOWARD

Total Time **20:50.362** Avg Speed **76.190** Behind **1:35.841**
Best Time **2:29.373** Best Speed **79.720** On **8** Gp **b**

Lap	Elapsed Time	Lap Time	Lap Speed
1	2:49.232	2:49.232	70.365
2	5:26.991	2:37.759	75.483
3	8:02.244	2:35.253	76.701
4	10:37.825	2:35.581	76.539
5	13:12.519	2:34.694	76.978
6	15:47.152	2:34.633	77.009
7	18:20.989	2:33.837	77.407
8	20:50.362	2:29.373	79.720

Race Classification

10 91 Des BUTLER

Total Time **20:50.819** Avg Speed **76.162** Behind **1:36.298**
Best Time **2:31.221** Best Speed **78.746** On **7** Gp **b**

Lap	Elapsed Time	Lap Time	Lap Speed
1	2:50.453	2:50.453	69.861
2	5:27.483	2:37.030	75.833
3	8:02.484	2:35.001	76.826
4	10:38.695	2:36.211	76.231
5	13:13.446	2:34.751	76.950
6	15:47.541	2:34.095	77.278
7	18:18.762	2:31.221	78.746
8	20:50.819	2:32.057	78.313

11 151 Phillip DRENNAN

Total Time **20:57.240** Avg Speed **75.773** Behind **1:42.719**
Best Time **2:33.179** Best Speed **77.740** On **8** Gp **c**

Lap	Elapsed Time	Lap Time	Lap Speed
1	2:47.150	2:47.150	71.242
2	5:27.110	2:39.960	74.444
3	8:02.068	2:34.958	76.847
4	10:36.625	2:34.557	77.047
5	13:13.144	2:36.519	76.081
6	15:48.379	2:35.235	76.710
7	18:24.061	2:35.682	76.490
8	20:57.240	2:33.179	77.740

12 5 Paul LENNON

Total Time **20:57.443** Avg Speed **75.761** Behind **1:42.922**
Best Time **2:32.579** Best Speed **78.045** On **7** Gp **c**

Lap	Elapsed Time	Lap Time	Lap Speed
1	2:47.913	2:47.913	70.918
2	5:27.684	2:39.771	74.532
3	8:03.971	2:36.287	76.194
4	10:41.252	2:37.281	75.712
5	13:17.376	2:36.124	76.273
6	15:52.115	2:34.739	76.956
7	18:24.694	2:32.579	78.045
8	20:57.443	2:32.749	77.958



MCUI
Ulster Centre
Timing
www.mcui-uc.org.uk



Powered by
e-Laps II
© 2008
Walter Marks

H2 ENGINEERING BUSH ROAD RACES



SUPERTWINS

Race 1 - CRL / Horta Soils Supertwins amended

Saturday, 19 June 2010

DETAILED RESULT

Race Classification

13 62 Johnny QUINN

Total Time **20:58.362** Avg Speed **75.705** Behind **1:43.841**
Best Time **2:32.750** Best Speed **77.958** On **8** Gp **b**

Lap	Elapsed Time	Lap Time	Lap Speed
1	2:50.887	2:50.887	69.684
2	5:28.126	2:37.239	75.732
3	8:03.394	2:35.268	76.694
4	10:39.978	2:36.584	76.049
5	13:15.520	2:35.542	76.559
6	15:50.755	2:35.235	76.710
7	18:25.612	2:34.857	76.897
8	20:58.362	2:32.750	77.958

14 98 Trevor BLACK

Total Time **20:59.225** Avg Speed **75.653** Behind **1:44.704**
Best Time **2:34.197** Best Speed **77.226** On **8** Gp **b**

Lap	Elapsed Time	Lap Time	Lap Speed
1	2:45.409	2:45.409	71.992
2	5:23.562	2:38.153	75.295
3	8:00.746	2:37.184	75.759
4	10:37.700	2:36.954	75.870
5	13:13.701	2:36.001	76.333
6	15:50.074	2:36.373	76.152
7	18:25.028	2:34.954	76.849
8	20:59.225	2:34.197	77.226

15 35 Colin McWHIRTER

Total Time **20:59.675** Avg Speed **75.626** Behind **1:45.154**
Best Time **2:34.293** Best Speed **77.178** On **8** Gp **b**

Lap	Elapsed Time	Lap Time	Lap Speed
1	2:43.677	2:43.677	72.754
2	5:21.504	2:37.827	75.450
3	7:59.662	2:38.158	75.292
4	10:38.903	2:39.241	74.780
5	13:15.195	2:36.292	76.191
6	15:50.258	2:35.063	76.795
7	18:25.382	2:35.124	76.765
8	20:59.675	2:34.293	77.178

Race Classification

16 69 Ronnie SCOTT

Total Time **21:05.462** Avg Speed **75.281** Behind **1:50.941**
Best Time **2:35.752** Best Speed **76.455** On **3** Gp **b**

Lap	Elapsed Time	Lap Time	Lap Speed
1	2:50.139	2:50.139	69.990
2	5:26.563	2:36.424	76.127
3	8:02.315	2:35.752	76.455
4	10:39.533	2:37.218	75.742
5	13:16.606	2:37.073	75.812
6	15:52.699	2:36.093	76.288
7	18:28.690	2:35.991	76.338
8	21:05.462	2:36.772	75.958

17 20 Martin LYONS

Total Time **21:33.769** Avg Speed **73.633** Behind **2:19.248**
Best Time **2:35.129** Best Speed **76.762** On **6** Gp **b**

Lap	Elapsed Time	Lap Time	Lap Speed
1	2:46.501	2:46.501	71.520
2	5:22.215	2:35.714	76.474
3	8:00.068	2:37.853	75.438
4	10:37.203	2:37.135	75.782
5	13:12.335	2:35.132	76.761
6	15:47.464	2:35.129	76.762
7	18:51.299	3:03.835	64.776
8	21:33.769	2:42.470	73.294

18 38 Darren GILPIN

Total Time **21:57.372** Avg Speed **72.314** Behind **2:42.851**
Best Time **2:34.329** Best Speed **77.160** On **6** Gp **b**

Lap	Elapsed Time	Lap Time	Lap Speed
1	2:42.979	2:42.979	73.065
2	5:21.093	2:38.114	75.313
3	7:58.894	2:37.801	75.463
4	10:36.098	2:37.204	75.749
5	13:11.687	2:35.589	76.535
6	15:46.016	2:34.329	77.160
7	18:21.209	2:35.193	76.731
8	20:57.372	2:36.163	76.254

H2 ENGINEERING BUSH ROAD RACES



SUPERTWINS

Race 1 - CRL / Horta Soils Supertwins amended

Saturday, 19 June 2010

DETAILED RESULT

Race Classification

19 23 Neil NUGENT

Total Time **18:47.010** Avg Speed **73.963** Behind **1 Lap**
Best Time **2:36.234** Best Speed **76.220** On **7** Gp **c**

Lap	Elapsed Time	Lap Time	Lap Speed
1	2:49.580	2:49.580	70.221
2	5:29.543	2:39.963	74.443
3	8:11.421	2:41.878	73.562
4	10:53.005	2:41.584	73.696
5	13:34.269	2:41.264	73.842
6	16:10.776	2:36.507	76.087
7	18:47.010	2:36.234	76.220

20 41 Nigel REA

Total Time **18:48.677** Avg Speed **73.853** Behind **1.667**
Best Time **2:36.875** Best Speed **75.908** On **7** Gp **c**

Lap	Elapsed Time	Lap Time	Lap Speed
1	2:48.978	2:48.978	70.471
2	5:29.051	2:40.073	74.392
3	8:12.023	2:42.972	73.068
4	10:53.701	2:41.678	73.653
5	13:34.764	2:41.063	73.934
6	16:11.802	2:37.038	75.829
7	18:48.677	2:36.875	75.908

21 7 Dave WALSH

Total Time **18:55.518** Avg Speed **73.408** Behind **8.508**
Best Time **2:39.689** Best Speed **74.570** On **7** Gp **c**

Lap	Elapsed Time	Lap Time	Lap Speed
1	2:48.427	2:48.427	70.702
2	5:30.669	2:42.242	73.397
3	8:12.376	2:41.707	73.640
4	10:53.937	2:41.561	73.706
5	13:35.735	2:41.798	73.598
6	16:15.829	2:40.094	74.382
7	18:55.518	2:39.689	74.570

22 211 Tim STEPHENSON

Total Time **19:02.321** Avg Speed **72.971** Behind **15.311**
Best Time **2:40.188** Best Speed **74.338** On **7** Gp **c**

Lap	Elapsed Time	Lap Time	Lap Speed
1	2:46.646	2:46.646	71.457
2	5:27.256	2:40.610	74.143
3	8:11.265	2:44.009	72.606
4	10:53.390	2:42.125	73.450
5	13:37.280	2:43.890	72.659
6	16:22.133	2:44.853	72.235
7	19:02.321	2:40.188	74.338

Race Classification

23 6 Baylon McCAUGHEY

Total Time **19:09.230** Avg Speed **72.533** Behind **22.220**
Best Time **2:40.249** Best Speed **74.310** On **4** Gp **c**

Lap	Elapsed Time	Lap Time	Lap Speed
1	2:46.799	2:46.799	71.392
2	5:27.974	2:41.175	73.883
3	8:09.508	2:41.534	73.719
4	10:49.757	2:40.249	74.310
5	13:33.893	2:44.136	72.550
6	16:22.495	2:48.602	70.628
7	19:09.230	2:46.735	71.419

24 19 Brian LOUGHLIN

Total Time **19:25.043** Avg Speed **71.548** Behind **38.033**
Best Time **2:42.940** Best Speed **73.083** On **7** Gp **c**

Lap	Elapsed Time	Lap Time	Lap Speed
1	2:51.970	2:51.970	69.245
2	5:38.066	2:46.096	71.694
3	8:22.499	2:44.433	72.419
4	11:08.253	2:45.754	71.842
5	13:55.732	2:47.479	71.102
6	16:42.103	2:46.371	71.575
7	19:25.043	2:42.940	73.083

Not Classified

DNF 150 William DAVISON

Total Time **12:10.771** Avg Speed **81.476** Behind **3 Laps**
Best Time **2:24.734** Best Speed **82.276** On **5** Gp **a**

Lap	Elapsed Time	Lap Time	Lap Speed
1	2:30.786	2:30.786	78.973
2	4:55.576	2:24.790	82.244
3	7:20.362	2:24.786	82.246
4	9:46.037	2:25.675	81.744
5	12:10.771	2:24.734	82.276

DNF 4 Robert McCRUM

Total Time **8:16.392** Avg Speed **71.968** Behind **5 Laps**
Best Time **2:38.815** Best Speed **74.981** On **3** Gp **c**

Lap	Elapsed Time	Lap Time	Lap Speed
1	2:53.840	2:53.840	68.500
2	5:37.577	2:43.737	72.727
3	8:16.392	2:38.815	74.981



MCUI
Ulster Centre
Timing
www.mcui-uc.org.uk



Powered by
e-Laps II
© 2008
Walter Marks

H2 ENGINEERING BUSH ROAD RACES

SUPERTWINS

Race 1 - CRL / Horta Soils Supertwins amended

Saturday, 19 June 2010

DETAILED RESULT



Not Classified

DNF 44 Richard McCARTNEY

Total Time **3:44.440** Avg Speed **53.057** Behind **7 Laps**

Best Time **3:44.440** Best Speed **53.057** On **1** Gp **a**

Lap	Elapsed Time	Lap Time	Lap Speed
1	3:44.440	3:44.440	53.057

H2 ENGINEERING BUSH ROAD RACES

SUPERTWINS

Race 1 - CRL / Horta Soils Supertwins amended

LAP CHART



1					2					3				
No	Name	G	Elapsed Time	Lap Time	No	Name	G	Elapsed Time	Lap Time	No	Name	G	Elapsed Time	Lap Time
16	John BURROWS	a	2:28.160	2:28.160	16	John BURROWS	a	4:51.377	2:23.217	16	John BURROWS	a	7:14.144	2:22.767
123	Michal DOKOUPIL	a	2:29.501	2:29.501	123	Michal DOKOUPIL	a	4:54.087	2:24.586	123	Michal DOKOUPIL	a	7:17.191	2:23.104
82	Derek SHEILS	a	2:30.436	2:30.436	82	Derek SHEILS	a	4:55.333	2:24.897	150	William DAVISON	a	7:20.362	2:24.786
150	William DAVISON	a	2:30.786	2:30.786	150	William DAVISON	a	4:55.576	2:24.790	82	Derek SHEILS	a	7:20.814	2:25.481
34	Timmy TURTLE	a	2:37.877	2:37.877	79	Darren HUGHES	a	5:10.009	2:31.858	79	Darren HUGHES	a	7:40.549	2:30.540
79	Darren HUGHES	a	2:38.151	2:38.151	34	Timmy TURTLE	a	5:10.220	2:32.343	34	Timmy TURTLE	a	7:41.043	2:30.823
43	Neil VICARS	b	2:42.695	2:42.695	43	Neil VICARS	b	5:16.018	2:33.323	120	Jonathan MARK	a	7:46.918	2:30.540
38	Darren GILPIN	b	2:42.979	2:42.979	120	Jonathan MARK	a	5:16.378	2:31.234	43	Neil VICARS	b	7:49.471	2:33.453
66	Paul GARTLAND	a	2:43.032	2:43.032	66	Paul GARTLAND	a	5:18.590	2:35.558	66	Paul GARTLAND	a	7:53.712	2:35.122
35	Colin McWHIRTER	b	2:43.677	2:43.677	38	Darren GILPIN	b	5:21.093	2:38.114	38	Darren GILPIN	b	7:58.894	2:37.801
120	Jonathan MARK	a	2:45.144	2:45.144	35	Colin McWHIRTER	b	5:21.504	2:37.827	35	Colin McWHIRTER	b	7:59.662	2:38.158
98	Trevor BLACK	b	2:45.409	2:45.409	20	Martin LYONS	b	5:22.215	2:35.714	20	Martin LYONS	b	8:00.068	2:37.853
20	Martin LYONS	b	2:46.501	2:46.501	98	Trevor BLACK	b	5:23.562	2:38.153	98	Trevor BLACK	b	8:00.746	2:37.184
211	Tim STEPHENSON	c	2:46.646	2:46.646	69	Ronnie SCOTT	b	5:26.563	2:36.424	151	Phillip DRENNAN	c	8:02.068	2:34.958
6	Baylon McCAUGHEY	c	2:46.799	2:46.799	33	David HOWARD	b	5:26.991	2:37.759	33	David HOWARD	b	8:02.244	2:35.253
151	Phillip DRENNAN	c	2:47.150	2:47.150	151	Phillip DRENNAN	c	5:27.110	2:39.960	69	Ronnie SCOTT	b	8:02.315	2:35.752
5	Paul LENNON	c	2:47.913	2:47.913	211	Tim STEPHENSON	c	5:27.256	2:40.610	91	Des BUTLER	b	8:02.484	2:35.001
7	Dave WALSH	c	2:48.427	2:48.427	91	Des BUTLER	b	5:27.483	2:37.030	62	Johnny QUINN	b	8:03.394	2:35.268
41	Nigel REA	c	2:48.978	2:48.978	5	Paul LENNON	c	5:27.684	2:39.771	5	Paul LENNON	c	8:03.971	2:36.287
33	David HOWARD	b	2:49.232	2:49.232	6	Baylon McCAUGHEY	c	5:27.974	2:41.175	6	Baylon McCAUGHEY	c	8:09.508	2:41.534
23	Neil NUGENT	c	2:49.580	2:49.580	62	Johnny QUINN	b	5:28.126	2:37.239	211	Tim STEPHENSON	c	8:11.265	2:44.009
69	Ronnie SCOTT	b	2:50.139	2:50.139	41	Nigel REA	c	5:29.051	2:40.073	23	Neil NUGENT	c	8:11.421	2:41.878
91	Des BUTLER	b	2:50.453	2:50.453	23	Neil NUGENT	c	5:29.543	2:39.963	41	Nigel REA	c	8:12.023	2:42.972
62	Johnny QUINN	b	2:50.887	2:50.887	7	Dave WALSH	c	5:30.669	2:42.242	7	Dave WALSH	c	8:12.376	2:41.707
19	Brian LOUGHLIN	c	2:51.970	2:51.970	4	Robert McCURUM	c	5:37.577	2:43.737	4	Robert McCURUM	c	8:16.392	2:38.815
4	Robert McCURUM	c	2:53.840	2:53.840	19	Brian LOUGHLIN	c	5:38.066	2:46.096	19	Brian LOUGHLIN	c	8:22.499	2:44.433
44	Richard McCARTNEY	a	3:44.440	3:44.440										

H2 ENGINEERING BUSH ROAD RACES

SUPERTWINS

Race 1 - CRL / Horta Soils Supertwins amended

LAP CHART



4

No	Name	G	Elapsed Time	Lap Time
16	John BURROWS	a	9:36.662	2:22.518
123	Michal DOKOUPIL	a	9:39.820	2:22.629
150	William DAVISON	a	9:46.037	2:25.675
82	Derek SHEILS	a	9:46.435	2:25.621
34	Timmy TURTLE	a	10:10.266	2:29.223
79	Darren HUGHES	a	10:13.746	2:33.197
120	Jonathan MARK	a	10:18.873	2:31.955
43	Neil VICARS	b	10:21.815	2:32.344
66	Paul GARTLAND	a	10:28.953	2:35.241
38	Darren GILPIN	b	10:36.098	2:37.204
151	Phillip DRENNAN	c	10:36.625	2:34.557
20	Martin LYONS	b	10:37.203	2:37.135
98	Trevor BLACK	b	10:37.700	2:36.954
33	David HOWARD	b	10:37.825	2:35.581
91	Des BUTLER	b	10:38.695	2:36.211
35	Colin McWHIRTER	b	10:38.903	2:39.241
69	Ronnie SCOTT	b	10:39.533	2:37.218
62	Johnny QUINN	b	10:39.978	2:36.584
5	Paul LENNON	c	10:41.252	2:37.281
6	Baylon McCAUGHEY	c	10:49.757	2:40.249
23	Neil NUGENT	c	10:53.005	2:41.584
211	Tim STEPHENSON	c	10:53.390	2:42.125
41	Nigel REA	c	10:53.701	2:41.678
7	Dave WALSH	c	10:53.937	2:41.561
19	Brian LOUGHLIN	c	11:08.253	2:45.754

5

No	Name	G	Elapsed Time	Lap Time
16	John BURROWS	a	11:59.849	2:23.187
123	Michal DOKOUPIL	a	12:03.456	2:23.636
150	William DAVISON	a	12:10.771	2:24.734
82	Derek SHEILS	a	12:11.503	2:25.068
34	Timmy TURTLE	a	12:40.482	2:30.216
79	Darren HUGHES	a	12:46.940	2:33.194
120	Jonathan MARK	a	12:49.542	2:30.669
43	Neil VICARS	b	12:53.539	2:31.724
66	Paul GARTLAND	a	13:03.807	2:34.854
38	Darren GILPIN	b	13:11.687	2:35.589
20	Martin LYONS	b	13:12.335	2:35.132
33	David HOWARD	b	13:12.519	2:34.694
151	Phillip DRENNAN	c	13:13.144	2:36.519
91	Des BUTLER	b	13:13.446	2:34.751
98	Trevor BLACK	b	13:13.701	2:36.001
35	Colin McWHIRTER	b	13:15.195	2:36.292
62	Johnny QUINN	b	13:15.520	2:35.542
69	Ronnie SCOTT	b	13:16.606	2:37.073
5	Paul LENNON	c	13:17.376	2:36.124
6	Baylon McCAUGHEY	c	13:33.893	2:44.136
23	Neil NUGENT	c	13:34.269	2:41.264
41	Nigel REA	c	13:34.764	2:41.063
7	Dave WALSH	c	13:35.735	2:41.798
211	Tim STEPHENSON	c	13:37.280	2:43.890
19	Brian LOUGHLIN	c	13:55.732	2:47.479

6

No	Name	G	Elapsed Time	Lap Time
16	John BURROWS	a	14:24.044	2:24.195
123	Michal DOKOUPIL	a	14:27.039	2:23.583
82	Derek SHEILS	a	14:36.263	2:24.760
34	Timmy TURTLE	a	15:08.950	2:28.468
120	Jonathan MARK	a	15:19.726	2:30.184
79	Darren HUGHES	a	15:21.011	2:34.071
43	Neil VICARS	b	15:24.422	2:30.883
66	Paul GARTLAND	a	15:38.394	2:34.587
38	Darren GILPIN	b	15:46.016	2:34.329
33	David HOWARD	b	15:47.152	2:34.633
20	Martin LYONS	b	15:47.464	2:35.129
91	Des BUTLER	b	15:47.541	2:34.095
151	Phillip DRENNAN	c	15:48.379	2:35.235
98	Trevor BLACK	b	15:50.074	2:36.373
35	Colin McWHIRTER	b	15:50.258	2:35.063
62	Johnny QUINN	b	15:50.755	2:35.235
5	Paul LENNON	c	15:52.115	2:34.739
69	Ronnie SCOTT	b	15:52.699	2:36.093
23	Neil NUGENT	c	16:10.776	2:36.507
41	Nigel REA	c	16:11.802	2:37.038
7	Dave WALSH	c	16:15.829	2:40.094
211	Tim STEPHENSON	c	16:22.133	2:44.853
6	Baylon McCAUGHEY	c	16:22.495	2:48.602
19	Brian LOUGHLIN	c	16:42.103	2:46.371

H2 ENGINEERING BUSH ROAD RACES

SUPERTWINS

Race 1 - CRL / Horta Soils Supertwins amended

LAP CHART



7

No	Name	G	Elapsed Time	Lap Time
16	John BURROWS	a	16:48.242	2:24.198
123	Michal DOKOUPIL	a	16:51.208	2:24.169
82	Derek SHEILS	a	17:00.932	2:24.669
34	Timmy TURTLE	a	17:37.249	2:28.299
120	Jonathan MARK	a	17:49.056	2:29.330
79	Darren HUGHES	a	17:54.236	2:33.225
43	Neil VICARS	b	17:56.405	2:31.983
66	Paul GARTLAND	a	18:11.594	2:33.200
91	Des BUTLER	b	18:18.762	2:31.221
33	David HOWARD	b	18:20.989	2:33.837
38	Darren GILPIN	b	18:21.209	2:35.193
151	Phillip DRENNAN	c	18:24.061	2:35.682
5	Paul LENNON	c	18:24.694	2:32.579
98	Trevor BLACK	b	18:25.028	2:34.954
35	Colin McWHIRTER	b	18:25.382	2:35.124
62	Johnny QUINN	b	18:25.612	2:34.857
69	Ronnie SCOTT	b	18:28.690	2:35.991
23	Neil NUGENT	c	18:47.010	2:36.234
41	Nigel REA	c	18:48.677	2:36.875
20	Martin LYONS	b	18:51.299	3:03.835
7	Dave WALSH	c	18:55.518	2:39.689
211	Tim STEPHENSON	c	19:02.321	2:40.188
6	Baylon McCAUGHEY	c	19:09.230	2:46.735
19	Brian LOUGHLIN	c	19:25.043	2:42.940

8

No	Name	G	Elapsed Time	Lap Time
16	John BURROWS	a	19:14.521	2:26.279
123	Michal DOKOUPIL	a	19:17.942	2:26.734
82	Derek SHEILS	a	19:27.079	2:26.147
34	Timmy TURTLE	a	20:04.763	2:27.514
120	Jonathan MARK	a	20:21.625	2:32.569
43	Neil VICARS	b	20:26.935	2:30.530
79	Darren HUGHES	a	20:28.293	2:34.057
66	Paul GARTLAND	a	20:43.744	2:32.150
33	David HOWARD	b	20:50.362	2:29.373
91	Des BUTLER	b	20:50.819	2:32.057
151	Phillip DRENNAN	c	20:57.240	2:33.179
38	Darren GILPIN	b	20:57.372	2:36.163
5	Paul LENNON	c	20:57.443	2:32.749
62	Johnny QUINN	b	20:58.362	2:32.750
98	Trevor BLACK	b	20:59.225	2:34.197
35	Colin McWHIRTER	b	20:59.675	2:34.293
69	Ronnie SCOTT	b	21:05.462	2:36.772
20	Martin LYONS	b	21:33.769	2:42.470

IRISH ROAD RACE SUPERTWINS (subject to confirmation)

2010

Pos	No.	Name	Total	Diff	Gap	#1 #2	
						R1	R1
1	16	John BURROWS	41	0	0	16	25
2	123	Michal DOKOUPIL	40	1	1	20	20
3	77	Ryan FARQUHAR	25	16	15	25	x
4	79	Darren HUGHES	22	19	3	13	9
5	43	Neil VICARS	17	24	5	7	10
6	82	Derek SHEILS	16	25	1	x	16
7	120	Jonathan MARK	16	25	0	5	11
8	33	David HOWARD	15	26	1	8	7
9	34	Timmy TURTLE	13	28	2	x	13
10	96	Andy FARRELL	11	30	2	11	x
11	65	Michael SWEENEY	10	31	1	10	x
12	45	Craig SHIRLAW	9	32	1	9	x
13	66	Paul GARTLAND	8	33	1	x	8
14	5	Paul LENNON	7	34	1	3	4
15	91	Des BUTLER	6	35	1	x	6
16	69	Ronnie SCOTT	6	35	0	6	x
17	151	Phillip DRENNAN	5	36	1	x	5
18	169	Philip MULLAN	4	37	1	4	x
19	62	Johnny QUINN	3	38	1	x	3
20	98	Trevor BLACK	2	39	1	x	2
21	38	Darren GILPIN	2	39	0	2	x
22	35	Colin McWHIRTER	1	40	1	x	1
23	40	Peter O'FLAHERTY	1	40	0	1	x

Event Legend

#1 23/04/2010 ROYAL HOTEL & BRAESIDE COOKSTOWN 100

#2 18/06/2010 H2 ENGINEERING BUSH ROAD RACE