



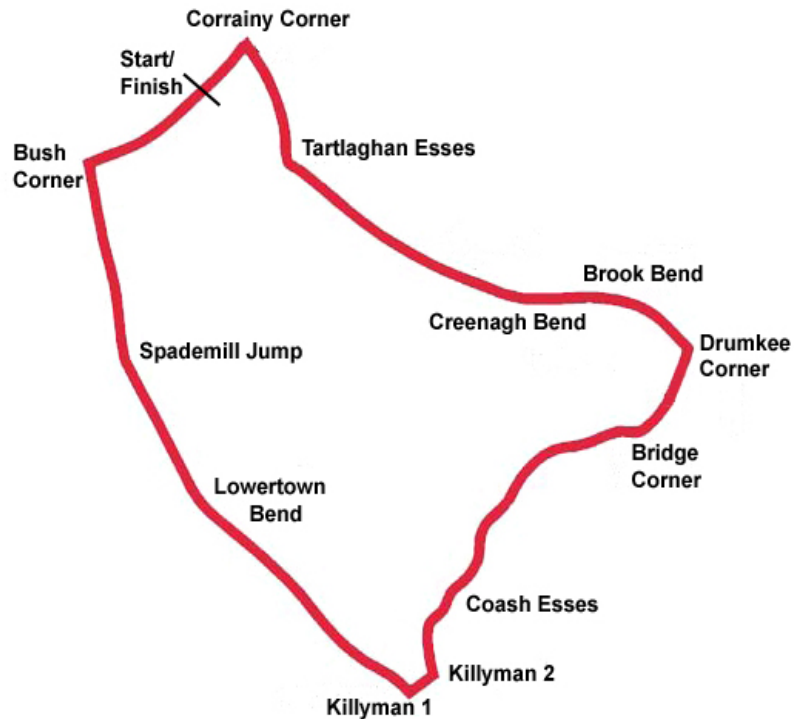
Friday 18th & Saturday 19th June 2010

promoted by Dungannon & District MCC
www.bushroadraces.com

**H2 ENGINEERING
BUSH OPEN SUPERBIKE
&
THE COHANNON INN & AUTO LODGE
SUPERBIKE GRAND FINAL**



Bush Circuit 3.3078 miles



LAP RECORDS

Class	Rider	Machine	m	s	mph	Year
125cc	Michael Dunlop	Honda	2	28.516	80.180	2007
250cc	Ryan Farquhar	Honda	2	20.882	84.525	2008
Supersport 400	Joe Phillips	Kawasaki	2	30.508	79.119	2008
Supertwins	Wayne Kirwan	Suzuki 650	2	30.472	79.138	2008
Supersport	Ryan Farquhar	Kawasaki	2	17.355	86.696	2009
Open 1000cc	Ryan Farquhar	Kawasaki	2	15.447	87.917	2009
	Michael Dunlop	Yamaha 600	2	15.447	87.917	2009
Senior Support	Benny Smith	Suzuki 750	2	24.178	82.593	2009
Junior Support	Wayne Hamilton	Honda 250	2	32.872	77.896	2009
Classic 1000cc	Robert McCrum	Weslake 850	2	40.470	74.208	2006
Classic 500cc	Neill McWhirter	Norton	2	37.104	75.797	2009
Classic 350cc	Adrian McFarland	Honda	2	40.433	74.225	2008
Classic 250cc	Geoff McMullan	Suzuki	2	52.574	69.003	2006

MOST WINS at BUSH ROAD RACE

Ryan Farquhar	6	2008-09
Conor Cummins	3	2007
Nigel Moore	3	2007-09

ALL TIME IRISH ROAD RACE WINNERS (after North West 200 2010)

Most Wins at All Irish Road Race Meetings			Most Wins at Irish National Road Race Meetings		
1. Joey Dunlop	156	1971-00	1. Ryan Farquhar	126*	1995-10
2. Robert Dunlop	135	1980-08	2. Joey Dunlop	119	1971-00
Ryan Farquhar	135*	1995-10	3. Robert Dunlop	111	1980-08
4. Ray McCullough	109	1960-82	4. Ray McCullough	99	1960-82
5. Phillip McCallen	109	1987-99	5. Phillip McCallen	84	1987-99

* pending appeal about result of the 125ccGP/Moto 450 race at Cookstown 100

H2 ENGINEERING BUSH ROAD RACES




SUPERBIKE

Qualifying

Friday, 18 June 2010

Pos	Class	No	Name	Machine / Sponsor	----- Best Lap -----			On	Laps
					Time	Behind	Speed		
Qualifying Classification									
1	SBKR	36	Michael PEARSON	Kawasaki - Morrell Racing	2:17.228		86.776	5	5
2	SBKR	82	Derek SHEILS	Honda - Amigos	2:17.273	0.045	86.747	5	5
3	SBKR	6	William DUNLOP	Yamaha - CD Racing	2:18.245	1.017	86.138	2	5
4	SBKR	16	John BURROWS	Suzuki - Burrows Engineering	2:19.536	2.308	85.341	5	5
5	SBKR	93	Paul CRANSTON	Honda - P & J Fuel Haulage	2:19.810	2.582	85.173	1	5
6	SBKR	71	Davy MORGAN	Suzuki - Strangford Holiday Park	2:22.342	5.114	83.658	2	4
7	SBKR	65	Michael SWEENEY	Yamaha - Tracblast / Greenclean	2:22.810	5.582	83.384	4	4
8	SBKR	61	John WALSH	Yamaha 600 - Team EICL Racing	2:22.962	5.734	83.295	5	5
9	SBKR	9	Wayne KIRWAN	Yamaha 600 - MRP Racing	2:23.817	6.589	82.800	2	5
10	SBKR	22	Stephen McILVENNA	Yamaha 600 - Moira Motorcycle Racing Club	2:25.156	7.928	82.036	5	5
11	SBKR	123	Michal DOKOUPIL	Kawasaki - AIR Kawasaki	2:25.169	7.941	82.029	4	4
12	SBKR	150	William DAVISON	Suzuki - Farlough Garage	2:25.170	7.942	82.029	5	5
13	SBKR	20	David LUMSDEN	Yamaha 600	2:25.965	8.737	81.582	5	5
14	SBKR	64	Stephen McKNIGHT	Yamaha	2:26.241	9.013	81.428	5	5
15	SBKR	27	James McCANN	Yamaha 600 - Inver Tool Hire	2:26.263	9.035	81.416	5	5
16	SBKR	34	Timmy TURTLE	Honda 600 - Auto Tech	2:27.653	10.425	80.649	5	5
17	SBKR	35	Trevor FERGUSON	Suzuki 600	2:27.963	10.735	80.480	5	5
18	SBKR	28	Paul GARTLAND	Suzuki - Agnew Plant Hire	2:29.126	11.898	79.852	4	4
19	SBKR	117	Gary MILLER	Suzuki 750	2:29.435	12.207	79.687	5	5
20	SBKR	104	Daley MATHISON	Honda 600 - Road Racing Ireland	2:30.063	12.835	79.354	2	5
21	SBKR	30	Wayne KENNEDY	Yamaha 600 - GB Racing	2:30.220	12.992	79.271	5	5
22	SBKR	31	Shaun ANDERSON	Suzuki 750 - ARD	2:30.412	13.184	79.170	5	5
23	SBKR	153	Stephen LARKIN	Honda 600 - SLR	2:30.620	13.392	79.060	5	5
24	SBKR	52	Andrew BROWN	Aprilia - Freeway Lift Services	2:31.078	13.850	78.821	5	5
25	SBKR	33	Stephen OBRIEN	Suzuki 600 - Coasters	2:31.808	14.580	78.442	5	5
26	SBKR	26	Dennis BOOTH	Suzuki 750	2:35.209	17.981	76.723	5	5
27	SBKR	8	Anthony McCOLGAN	Suzuki	2:35.367	18.139	76.645	4	4
28	SBKR	113	Corran SMYTH	Suzuki - Crazycat Customs	2:35.413	18.185	76.622	5	5
29	SBKR	46	Stephen WILSON	Suzuki 750	2:36.144	18.916	76.263	4	4
30	SBKR	2	Emlyn HUGHES	Honda - D & G W Racing	2:37.191	19.963	75.755	2	3
31	SBKR	199	Billy BYRNE	Yamaha - T & M Racing	2:43.350	26.122	72.899	1	1
32	SBKR	128	Wayne HAMILTON	Yamaha 600 - Track Day Tools	3:06.674	49.446	63.791	1	1

These Results are provisional and are subject to ratification by the Stewards of the Meeting.

Track	Bush	Signed		Organising Club	Dungannon & District MCC
Length(miles)	3.3078		Chief Timekeeper	Qualifying Started	19:31:48.146
Weather	Sunny	Issued At:	20:11:39		
Track	Dry				



MCUI
Ulster Centre
Timing
www.mcui-uc.org.uk



Powered by
e-Laps II
© 2008
Walter Marks

H2 ENGINEERING BUSH ROAD RACES



SUPERBIKE

Qualifying

Friday, 18 June 2010

DETAILED RESULT

Qualifying Classification

Position

1 36 Michael PEARSON

Behind

Best Time **2:17.228** Best Speed **86.776** On 5 Gp a

Lap	Elapsed Time	Lap Time	Lap Speed
1	2:18.186	2:18.186	86.174
2	4:37.297	2:19.111	85.601
3	13:28.522	8:51.225	22.416
4	15:48.102	2:19.580	85.314
5	18:05.330	2:17.228	86.776

2 82 Derek SHEILS

Behind **0.045**

Best Time **2:17.273** Best Speed **86.747** On 5 Gp a

Lap	Elapsed Time	Lap Time	Lap Speed
1	2:18.022	2:18.022	86.277
2	4:36.876	2:18.854	85.760
3	13:28.154	8:51.278	22.414
4	15:47.951	2:19.797	85.181
5	18:05.224	2:17.273	86.747

3 6 William DUNLOP

Behind **1.017**

Best Time **2:18.245** Best Speed **86.138** On 2 Gp a

Lap	Elapsed Time	Lap Time	Lap Speed
1	2:32.180	2:32.180	78.250
2	4:50.425	2:18.245	86.138
3	14:18.006	9:27.581	20.980
4	17:08.108	2:50.102	70.006
5	19:26.800	2:18.692	85.860

4 16 John BURROWS

Behind **2.308**

Best Time **2:19.536** Best Speed **85.341** On 5 Gp a

Lap	Elapsed Time	Lap Time	Lap Speed
1	2:28.964	2:28.964	79.939
2	4:49.460	2:20.496	84.757
3	13:34.043	8:44.583	22.700
4	15:59.607	2:25.564	81.806
5	18:19.143	2:19.536	85.341

Qualifying Classification

Position

5 93 Paul CRANSTON

Behind **2.582**

Best Time **2:19.810** Best Speed **85.173** On 1 Gp a

Lap	Elapsed Time	Lap Time	Lap Speed
1	2:19.810	2:19.810	85.173
2	4:42.132	2:22.322	83.670
3	14:05.049	9:22.917	21.154
4	16:32.125	2:27.076	80.965
5	19:00.047	2:27.922	80.502

6 71 Davy MORGAN

Behind **5.114**

Best Time **2:22.342** Best Speed **83.658** On 2 Gp a

Lap	Elapsed Time	Lap Time	Lap Speed
1	2:34.763	2:34.763	76.944
2	4:57.105	2:22.342	83.658
3	13:41.305	8:44.200	22.717
4	16:16.672	2:35.367	76.645

7 65 Michael SWEENEY

Behind **5.582**

Best Time **2:22.810** Best Speed **83.384** On 4 Gp a

Lap	Elapsed Time	Lap Time	Lap Speed
1	2:32.658	2:32.658	78.005
2	14:16.800	11:44.142	16.911
3	16:54.157	2:37.357	75.676
4	19:16.967	2:22.810	83.384

8 61 John WALSH

Behind **5.734**

Best Time **2:22.962** Best Speed **83.295** On 5 Gp a

Lap	Elapsed Time	Lap Time	Lap Speed
1	2:58.193	2:58.193	66.827
2	5:25.991	2:27.798	80.570
3	13:38.244	8:12.253	24.191
4	17:03.547	3:25.303	58.002
5	19:26.509	2:22.962	83.295

H2 ENGINEERING BUSH ROAD RACES



SUPERBIKE

Qualifying

Friday, 18 June 2010

DETAILED RESULT

Qualifying Classification

Position

9 **9 Wayne KIRWAN**

Behind **6.589**

Best Time **2:23.817** Best Speed **82.800** On **2** Gp **a**

Lap	Elapsed Time	Lap Time	Lap Speed
1	2:40.413	2:40.413	74.234
2	5:04.230	2:23.817	82.800
3	14:07.428	9:03.198	21.922
4	16:36.305	2:28.877	79.986
5	19:01.882	2:25.577	81.799

10 **22 Stephen McILVENNA**

Behind **7.928**

Best Time **2:25.156** Best Speed **82.036** On **5** Gp **a**

Lap	Elapsed Time	Lap Time	Lap Speed
1	2:45.695	2:45.695	71.867
2	5:15.010	2:29.315	79.751
3	13:35.412	8:20.402	23.797
4	16:09.099	2:33.687	77.483
5	18:34.255	2:25.156	82.036

11 **123 Michal DOKOUPIL**

Behind **7.941**

Best Time **2:25.169** Best Speed **82.029** On **4** Gp **a**

Lap	Elapsed Time	Lap Time	Lap Speed
1	4:08.023	4:08.023	48.012
2	13:58.935	9:50.912	20.152
3	16:36.155	2:37.220	75.742
4	19:01.324	2:25.169	82.029

12 **150 William DAVISON**

Behind **7.942**

Best Time **2:25.170** Best Speed **82.029** On **5** Gp **a**

Lap	Elapsed Time	Lap Time	Lap Speed
1	2:46.509	2:46.509	71.516
2	5:15.721	2:29.212	79.806
3	13:36.653	8:20.932	23.772
4	16:09.395	2:32.742	77.962
5	18:34.564	2:25.169	82.029

Qualifying Classification

Position

13 **20 David LUMSDEN**

Behind **8.737**

Best Time **2:25.965** Best Speed **81.582** On **5** Gp **a**

Lap	Elapsed Time	Lap Time	Lap Speed
1	2:44.412	2:44.412	72.428
2	5:13.946	2:29.534	79.635
3	13:37.316	8:23.370	23.657
4	16:10.318	2:33.002	77.830
5	18:36.283	2:25.965	81.582

14 **64 Stephen McKNIGHT**

Behind **9.013**

Best Time **2:26.241** Best Speed **81.428** On **5** Gp **a**

Lap	Elapsed Time	Lap Time	Lap Speed
1	2:44.882	2:44.882	72.222
2	5:14.148	2:29.266	79.778
3	13:38.518	8:24.370	23.610
4	16:16.334	2:37.816	75.455
5	18:42.575	2:26.241	81.428

15 **27 James McCANN**

Behind **9.035**

Best Time **2:26.263** Best Speed **81.416** On **5** Gp **a**

Lap	Elapsed Time	Lap Time	Lap Speed
1	2:46.204	2:46.204	71.647
2	5:14.742	2:28.538	80.169
3	13:36.164	8:21.422	23.749
4	16:09.296	2:33.132	77.763
5	18:35.559	2:26.263	81.416

16 **34 Timmy TURTLE**

Behind **10.425**

Best Time **2:27.653** Best Speed **80.649** On **5** Gp **a**

Lap	Elapsed Time	Lap Time	Lap Speed
1	2:45.417	2:45.417	71.988
2	5:16.504	2:31.087	78.816
3	13:36.391	8:19.887	23.822
4	16:09.871	2:33.480	77.587
5	18:37.524	2:27.653	80.649

H2 ENGINEERING BUSH ROAD RACES



SUPERBIKE

Qualifying

Friday, 18 June 2010

DETAILED RESULT

Qualifying Classification

Position

17 35 Trevor FERGUSON

Behind 10.735

Best Time 2:27.963 Best Speed 80.480 On 5 Gp a

Lap	Elapsed Time	Lap Time	Lap Speed
1	3:06.362	3:06.362	63.898
2	5:43.681	2:37.319	75.694
3	13:41.669	7:57.988	24.913
4	16:17.460	2:35.791	76.436
5	18:45.423	2:27.963	80.480

18 28 Paul GARTLAND

Behind 11.898

Best Time 2:29.126 Best Speed 79.852 On 4 Gp a

Lap	Elapsed Time	Lap Time	Lap Speed
1	3:31.910	3:31.910	56.194
2	13:27.580	9:55.670	19.991
3	15:59.491	2:31.911	78.389
4	18:28.617	2:29.126	79.852

19 117 Gary MILLER

Behind 12.207

Best Time 2:29.435 Best Speed 79.687 On 5 Gp a

Lap	Elapsed Time	Lap Time	Lap Speed
1	3:11.340	3:11.340	62.235
2	5:51.225	2:39.885	74.479
3	13:47.031	7:55.806	25.027
4	16:20.483	2:33.452	77.601
5	18:49.918	2:29.435	79.687

20 104 Daley MATHISON

Behind 12.835

Best Time 2:30.063 Best Speed 79.354 On 2 Gp a

Lap	Elapsed Time	Lap Time	Lap Speed
1	2:47.810	2:47.810	70.962
2	5:17.873	2:30.063	79.354
3	14:18.493	9:00.620	22.027
4	17:09.487	2:50.994	69.640
5	19:39.830	2:30.343	79.206

Qualifying Classification

Position

21 30 Wayne KENNEDY

Behind 12.992

Best Time 2:30.220 Best Speed 79.271 On 5 Gp a

Lap	Elapsed Time	Lap Time	Lap Speed
1	2:57.979	2:57.979	66.907
2	5:36.057	2:38.078	75.330
3	13:42.454	8:06.397	24.482
4	16:18.894	2:36.440	76.119
5	18:49.114	2:30.220	79.271

22 31 Shaun ANDERSON

Behind 13.184

Best Time 2:30.412 Best Speed 79.170 On 5 Gp a

Lap	Elapsed Time	Lap Time	Lap Speed
1	3:10.860	3:10.860	62.392
2	5:50.247	2:39.387	74.712
3	13:57.884	8:07.637	24.420
4	16:31.247	2:33.363	77.646
5	19:01.659	2:30.412	79.170

23 153 Stephen LARKIN

Behind 13.392

Best Time 2:30.620 Best Speed 79.060 On 5 Gp a

Lap	Elapsed Time	Lap Time	Lap Speed
1	3:00.971	3:00.971	65.801
2	5:38.982	2:38.011	75.362
3	13:55.715	8:16.733	23.973
4	16:30.510	2:34.795	76.928
5	19:01.130	2:30.620	79.060

24 52 Andrew BROWN

Behind 13.850

Best Time 2:31.078 Best Speed 78.821 On 5 Gp a

Lap	Elapsed Time	Lap Time	Lap Speed
1	2:58.859	2:58.859	66.578
2	5:36.497	2:37.638	75.541
3	13:55.218	8:18.721	23.877
4	16:29.381	2:34.163	77.243
5	19:00.459	2:31.078	78.821

H2 ENGINEERING BUSH ROAD RACES



SUPERBIKE

Qualifying

Friday, 18 June 2010

DETAILED RESULT

Qualifying Classification

Position

25 33 Stephen OBRIEN

Behind 14.580

Best Time 2:31.808 Best Speed 78.442 On 5 Gp a

Lap	Elapsed Time	Lap Time	Lap Speed
1	2:59.771	2:59.771	66.240
2	5:38.478	2:38.707	75.032
3	14:11.772	8:33.294	23.199
4	16:46.277	2:34.505	77.072
5	19:18.085	2:31.808	78.442

26 26 Dennis BOOTH

Behind 17.981

Best Time 2:35.209 Best Speed 76.723 On 5 Gp a

Lap	Elapsed Time	Lap Time	Lap Speed
1	3:10.162	3:10.162	62.621
2	5:50.740	2:40.578	74.158
3	13:46.241	7:55.501	25.043
4	16:24.590	2:38.349	75.201
5	18:59.799	2:35.209	76.723

27 8 Anthony McCOLGAN

Behind 18.139

Best Time 2:35.367 Best Speed 76.645 On 4 Gp a

Lap	Elapsed Time	Lap Time	Lap Speed
1	3:31.429	3:31.429	56.322
2	13:32.497	10:01.068	19.812
3	16:08.624	2:36.127	76.272
4	18:43.991	2:35.367	76.645

28 113 Corran SMYTH

Behind 18.185

Best Time 2:35.413 Best Speed 76.622 On 5 Gp a

Lap	Elapsed Time	Lap Time	Lap Speed
1	3:07.383	3:07.383	63.549
2	5:49.784	2:42.401	73.325
3	13:45.131	7:55.347	25.051
4	16:24.016	2:38.885	74.948
5	18:59.429	2:35.413	76.622

Qualifying Classification

Position

29 46 Stephen WILSON

Behind 18.916

Best Time 2:36.144 Best Speed 76.263 On 4 Gp a

Lap	Elapsed Time	Lap Time	Lap Speed
1	3:47.142	3:47.142	52.426
2	13:44.853	9:57.711	19.923
3	17:27.131	3:42.278	53.573
4	20:03.275	2:36.144	76.263

30 2 Emlyn HUGHES

Behind 19.963

Best Time 2:37.191 Best Speed 75.755 On 2 Gp a

Lap	Elapsed Time	Lap Time	Lap Speed
1	3:00.054	3:00.054	66.136
2	5:37.245	2:37.191	75.755
3	13:33.438	7:56.193	25.007

31 199 Billy BYRNE

Behind 26.122

Best Time 2:43.350 Best Speed 72.899 On 1 Gp a

Lap	Elapsed Time	Lap Time	Lap Speed
1	2:43.350	2:43.350	72.899

32 128 Wayne HAMILTON

Behind 49.446

Best Time 3:06.674 Best Speed 63.791 On 1 Gp a

Lap	Elapsed Time	Lap Time	Lap Speed
1	3:06.674	3:06.674	63.791

H2 ENGINEERING BUSH ROAD RACE

SUPERBIKE

Bush 3.308 Miles


R5: H2 Engineering Bush Open

19/06/2010 12:30

Race (8 Laps)

Race 5 - BUSH OPEN

			199		13
			37		
			8	C	12
			34		
			52		11
			31		
<hr/>					
					10
			153		
			26		
			117		9
			23		
			34		8
			20		
			20	B	7
			19		
			150		6
			16		
<hr/>					
					5
			123		
			11		
			61		4
			8		
			93		3
			5		
			82		2
			4		
			36	A	1
			1		
			POLE POSITION		



Provisional result subject to confirmation by the Stewards of the Meeting

Orbits

Promoted by Dungannon and District Motorrrcycle Club

www.amb-it.com

MCUI (Ulster Centre) Timing

www.mylaps.com

www.elaps-timing.com

Licensed to: MCUI

H2 ENGINEERING BUSH ROAD RACE

SUPERBIKE

Bush 3.308 Miles


R7: Cohannon Inn & Auto Lodge Grand Final

19/06/2010 13:30

Race (10 Laps)

Race 7 - GRAND FINAL

199 33	2 32	128 34 46 31	12 11
30	29 52 26	28 31 25	10 9
27 30 24	104 23	117 22	8 7
28 21	35 20	34 19	6 5
27 18	64 17	123 16	4 3
15	14 150 11	13 22 10	2 1
12 9 9	61 8	65 7	3 2
71 6	93 5	16 4	A 1
6 3	82 2	36 1	POLE POSITION



Provisional result subject to confirmation by the Stewards of the Meeting

Orbits

Promoted by Dungannon and District Motorrrcycle Club

MCUI (Ulster Centre) Timing

www.elaps-timing.com

www.amb-it.com

www.mylaps.com

Licensed to: MCUI

H2 ENGINEERING BUSH ROAD RACES



SUPERBIKE

Race 5 - H2 Engineering Bush Open

Saturday, 19 June 2010

Pos	Class	No	Name	Machine / Sponsor	Gp	Laps	Total Time	Behind	Speed	-----Best Lap-----		
										Time	Speed	On
1	SBKR	71	Davy MORGAN	Suzuki - Strangford Holiday Park	a	8	18:07.255		87.619	2:13.583	89.144	6
2	SBKR	6	William DUNLOP	Yamaha 600 - CD Racing	a	8	18:08.506	1.251	87.519	2:12.677	89.752	7
3	SBKR	16	John BURROWS	Suzuki - Burrows Engineering	a	8	18:12.129	4.874	87.228	2:14.024	88.850	5
4	SBKR	36	Michael PEARSON	Kawasaki - Morrell Racing	a	8	18:12.834	5.579	87.172	2:15.045	88.179	6
5	SBKR	82	Derek SHEILS	Honda - Amigos	a	8	18:18.048	10.793	86.758	2:15.525	87.866	5
6	SBKR	150	William DAVISON	Suzuki - Farlough Garage	b	8	18:40.710	33.455	85.004	2:18.541	85.953	7
7	SBKR	123	Michal DOKOUPIL	Kawasaki - AIR Kawasaki	a	8	18:44.883	37.628	84.688	2:18.897	85.733	4
8	SBKR	64	Stephen McKNIGHT	Yamaha	b	8	18:50.295	43.040	84.283	2:19.113	85.600	3
9	SBKR	61	John WALSH	Yamaha 600	a	8	18:52.935	45.680	84.087	2:18.777	85.807	8
10	SBKR	65	Michael SWEENEY	Yamaha - Tracblast / Greenclean	a	8	18:53.785	46.530	84.024	2:19.859	85.143	8
11	SBKR	9	Wayne KIRWAN	Yamaha 600 - MRP Racing	a	8	18:55.003	47.748	83.933	2:19.950	85.088	2
12	SBKR	22	Stephen McILVENNA	Yamaha 600 - Moira Motorcycle Racing	a	8	18:56.156	48.901	83.848	2:20.055	85.024	6
13	SBKR	27	James McCANN	Yamaha 600 - Inver Tool Hire	b	8	19:01.324	54.069	83.469	2:20.530	84.737	2
14	SBKR	20	David LUMSDEN	Yamaha 600	b	8	19:06.032	58.777	83.126	2:21.134	84.374	8
15	SBKR	52	Andrew BROWN	Aprilia - Freeway Lift Services	c	8	19:13.448	1:06.193	82.591	2:21.847	83.950	3
16	SBKR	34	Timmy TURTLE	Honda 600 - Auto Tech	b	8	19:14.669	1:07.414	82.504	2:22.813	83.382	2
17	SBKR	104	Daley MATHISON	Honda 600 - Road Racing Ireland	b	8	19:21.014	1:13.759	82.053	2:22.199	83.742	8
18	SBKR	30	Wayne KENNEDY	Yamaha 600 - GB Racing	b	8	19:25.393	1:18.138	81.745	2:23.077	83.228	3
19	SBKR	153	Stephen LARKIN	Honda 600 - SLR	b	8	19:28.971	1:21.716	81.494	2:22.495	83.568	7
20	SBKR	28	Paul GARTLAND	Suzuki - Agnew Plant Hire	b	8	19:33.843	1:26.588	81.156	2:25.486	81.850	6
21	SBKR	35	Trevor FERGUSON	Suzuki 600	b	8	19:34.599	1:27.344	81.104	2:24.720	82.284	7
22	SBKR	8	Anthony McCOLGAN	Suzuki	c	7	17:38.366	1 Lap	78.760	2:27.999	80.461	7
23	SBKR	26	Dennis BOOTH	Yamaha 600	c	7	17:40.483	2.117	78.602	2:28.486	80.197	6
24	SBKR	33	Stephen OBRIEN	Suzuki 600 - Coasters	c	7	17:41.606	3.240	78.519	2:28.521	80.178	6


Fastest Lap / New Lap Record 89.752 mph (Previously 87.917 mph)

SBKR	6	William DUNLOP	Yamaha 600 - CD Racing	a						2:12.677	89.752	7
------	---	----------------	------------------------	---	--	--	--	--	--	----------	--------	---

Not Classified

DNF	SBKR	113	Corran SMYTH	Suzuki - Crazycat Customs	c	4	10:17.895	4 Laps	77.088	2:31.738	78.478	3
DNF	SBKR	93	Paul CRANSTON	Honda - P & J Fuel Haulage	a	3	7:09.671	5 Laps	83.143	2:20.818	84.564	2
DNF	SBKR	2	Emlyn HUGHES	Honda 250	c	2	5:16.930	6 Laps	75.146	2:35.074	76.790	2

These Results are provisional and are subject to ratification by the Stewards of the Meeting.

Track	Bush	Signed		Organising Club	Dungannon & District MCC
Length(miles)	3.3078		Chief Timekeeper	Warmup Started	
Weather	Sunny			Race Started	13:02:37.672
Track	Dry	Issued At:	13:23:39	Gp Time Diff - b	13.19 / c 29.92



MCUI
Ulster Centre
Timing
www.mcui-uc.org.uk



Powered by
e-Laps II
© 2008
Walter Marks

H2 ENGINEERING BUSH ROAD RACES



SUPERBIKE

Race 5 - H2 Engineering Bush Open

Saturday, 19 June 2010

DETAILED RESULT

Race Classification

1 71 Davy MORGAN

Total Time **18:07.255** Avg Speed **87.619** Behind
Best Time **2:13.583** Best Speed **89.144** On **6** Gp **a**

Lap	Elapsed Time	Lap Time	Lap Speed
1	2:22.462	2:22.462	83.588
2	4:39.091	2:16.629	87.156
3	6:54.999	2:15.908	87.619
4	9:10.068	2:15.069	88.163
5	11:24.698	2:14.630	88.450
6	13:38.281	2:13.583	89.144
7	15:52.106	2:13.825	88.982
8	18:07.255	2:15.149	88.111

2 6 William DUNLOP

Total Time **18:08.506** Avg Speed **87.519** Behind **1.251**
Best Time **2:12.677** Best Speed **89.752** On **7** Gp **a**

Lap	Elapsed Time	Lap Time	Lap Speed
1	2:23.298	2:23.298	83.100
2	4:39.612	2:16.314	87.358
3	6:55.723	2:16.111	87.488
4	9:10.569	2:14.846	88.309
5	11:25.580	2:15.011	88.201
6	13:39.150	2:13.570	89.152
7	15:51.827	2:12.677	89.752
8	18:08.506	2:16.679	87.124

3 16 John BURROWS

Total Time **18:12.129** Avg Speed **87.228** Behind **4.874**
Best Time **2:14.024** Best Speed **88.850** On **5** Gp **a**

Lap	Elapsed Time	Lap Time	Lap Speed
1	2:22.999	2:22.999	83.274
2	4:40.338	2:17.339	86.706
3	6:57.116	2:16.778	87.061
4	9:12.155	2:15.039	88.183
5	11:26.179	2:14.024	88.850
6	13:40.936	2:14.757	88.367
7	15:56.709	2:15.773	87.706
8	18:12.129	2:15.420	87.934

Race Classification

4 36 Michael PEARSON

Total Time **18:12.834** Avg Speed **87.172** Behind **5.579**
Best Time **2:15.045** Best Speed **88.179** On **6** Gp **a**

Lap	Elapsed Time	Lap Time	Lap Speed
1	2:20.320	2:20.320	84.864
2	4:36.325	2:16.005	87.556
3	6:53.211	2:16.886	86.993
4	9:09.877	2:16.666	87.133
5	11:25.360	2:15.483	87.894
6	13:40.405	2:15.045	88.179
7	15:56.996	2:16.591	87.181
8	18:12.834	2:15.838	87.664

5 82 Derek SHEILS

Total Time **18:18.048** Avg Speed **86.758** Behind **10.793**
Best Time **2:15.525** Best Speed **87.866** On **5** Gp **a**

Lap	Elapsed Time	Lap Time	Lap Speed
1	2:21.669	2:21.669	84.056
2	4:38.760	2:17.091	86.863
3	6:56.656	2:17.896	86.356
4	9:12.429	2:15.773	87.706
5	11:27.954	2:15.525	87.866
6	13:43.664	2:15.710	87.747
7	15:59.840	2:16.176	87.446
8	18:18.048	2:18.208	86.161

6 150 William DAVISON

Total Time **18:40.710** Avg Speed **85.004** Behind **33.455**
Best Time **2:18.541** Best Speed **85.953** On **7** Gp **b**

Lap	Elapsed Time	Lap Time	Lap Speed
1	2:24.293	2:24.293	82.527
2	4:44.708	2:20.415	84.806
3	7:04.333	2:19.625	85.286
4	9:25.361	2:21.028	84.438
5	11:44.347	2:18.986	85.678
6	14:03.356	2:19.009	85.664
7	16:21.897	2:18.541	85.953
8	18:40.710	2:18.813	85.785

H2 ENGINEERING BUSH ROAD RACES



SUPERBIKE

Race 5 - H2 Engineering Bush Open

Saturday, 19 June 2010

DETAILED RESULT

Race Classification

7 123 Michal DOKOUPIL

Total Time **18:44.883** Avg Speed **84.688** Behind **37.628**
Best Time **2:18.897** Best Speed **85.733** On **4** Gp **a**

Lap	Elapsed Time	Lap Time	Lap Speed
1	2:27.485	2:27.485	80.741
2	4:47.597	2:20.112	84.990
3	7:07.024	2:19.427	85.407
4	9:25.921	2:18.897	85.733
5	11:45.523	2:19.602	85.300
6	14:05.950	2:20.427	84.799
7	16:25.239	2:19.289	85.492
8	18:44.883	2:19.644	85.275

8 64 Stephen McKNIGHT

Total Time **18:50.295** Avg Speed **84.283** Behind **43.040**
Best Time **2:19.113** Best Speed **85.600** On **3** Gp **b**

Lap	Elapsed Time	Lap Time	Lap Speed
1	2:26.097	2:26.097	81.508
2	4:45.923	2:19.826	85.164
3	7:05.036	2:19.113	85.600
4	9:25.769	2:20.733	84.615
5	11:46.168	2:20.399	84.816
6	14:05.966	2:19.798	85.181
7	16:27.635	2:21.669	84.056
8	18:50.295	2:22.660	83.472

9 61 John WALSH

Total Time **18:52.935** Avg Speed **84.087** Behind **45.680**
Best Time **2:18.777** Best Speed **85.807** On **8** Gp **a**

Lap	Elapsed Time	Lap Time	Lap Speed
1	2:27.277	2:27.277	80.855
2	4:48.895	2:21.618	84.086
3	7:09.967	2:21.072	84.411
4	9:30.538	2:20.571	84.712
5	11:51.165	2:20.627	84.678
6	14:12.152	2:20.987	84.462
7	16:34.158	2:22.006	83.856
8	18:52.935	2:18.777	85.807

Race Classification

10 65 Michael SWEENEY

Total Time **18:53.785** Avg Speed **84.024** Behind **46.530**
Best Time **2:19.859** Best Speed **85.143** On **8** Gp **a**

Lap	Elapsed Time	Lap Time	Lap Speed
1	2:26.898	2:26.898	81.064
2	4:47.197	2:20.299	84.876
3	7:09.868	2:22.671	83.465
4	9:30.264	2:20.396	84.818
5	11:50.725	2:20.461	84.779
6	14:11.713	2:20.988	84.462
7	16:33.926	2:22.213	83.734
8	18:53.785	2:19.859	85.143

11 9 Wayne KIRWAN

Total Time **18:55.003** Avg Speed **83.933** Behind **47.748**
Best Time **2:19.950** Best Speed **85.088** On **2** Gp **a**

Lap	Elapsed Time	Lap Time	Lap Speed
1	2:27.752	2:27.752	80.595
2	4:47.702	2:19.950	85.088
3	7:09.774	2:22.072	83.817
4	9:29.795	2:20.021	85.045
5	11:50.410	2:20.615	84.686
6	14:11.401	2:20.991	84.460
7	16:33.532	2:22.131	83.782
8	18:55.003	2:21.471	84.173

12 22 Stephen McILVENNA

Total Time **18:56.156** Avg Speed **83.848** Behind **48.901**
Best Time **2:20.055** Best Speed **85.024** On **6** Gp **a**

Lap	Elapsed Time	Lap Time	Lap Speed
1	2:28.973	2:28.973	79.934
2	4:50.232	2:21.259	84.300
3	7:11.397	2:21.165	84.356
4	9:32.811	2:21.414	84.207
5	11:54.054	2:21.243	84.309
6	14:14.109	2:20.055	85.024
7	16:35.528	2:21.419	84.204
8	18:56.156	2:20.628	84.678

H2 ENGINEERING BUSH ROAD RACES



SUPERBIKE

Race 5 - H2 Engineering Bush Open

Saturday, 19 June 2010

DETAILED RESULT

Race Classification

13 27 James McCANN

Total Time **19:01.324** Avg Speed **83.469** Behind **54.069**
Best Time **2:20.530** Best Speed **84.737** On **2** Gp **b**

Lap	Elapsed Time	Lap Time	Lap Speed
1	2:26.778	2:26.778	81.130
2	4:47.308	2:20.530	84.737
3	7:09.396	2:22.088	83.808
4	9:32.593	2:23.197	83.159
5	11:54.522	2:21.929	83.902
6	14:17.033	2:22.511	83.559
7	16:39.305	2:22.272	83.699
8	19:01.324	2:22.019	83.848

14 20 David LUMSDEN

Total Time **19:06.032** Avg Speed **83.126** Behind **58.777**
Best Time **2:21.134** Best Speed **84.374** On **8** Gp **b**

Lap	Elapsed Time	Lap Time	Lap Speed
1	2:30.505	2:30.505	79.121
2	4:54.166	2:23.661	82.890
3	7:16.586	2:22.420	83.612
4	9:39.034	2:22.448	83.596
5	12:01.901	2:22.867	83.351
6	14:23.060	2:21.159	84.359
7	16:44.898	2:21.838	83.955
8	19:06.032	2:21.134	84.374

15 52 Andrew BROWN

Total Time **19:13.448** Avg Speed **82.591** Behind **1:06.193**
Best Time **2:21.847** Best Speed **83.950** On **3** Gp **c**

Lap	Elapsed Time	Lap Time	Lap Speed
1	2:29.290	2:29.290	79.765
2	4:51.329	2:22.039	83.837
3	7:13.176	2:21.847	83.950
4	9:36.376	2:23.200	83.157
5	12:01.345	2:24.969	82.142
6	14:25.926	2:24.581	82.363
7	16:50.072	2:24.146	82.611
8	19:13.448	2:23.376	83.055

Race Classification

16 34 Timmy TURTLE

Total Time **19:14.669** Avg Speed **82.504** Behind **1:07.414**
Best Time **2:22.813** Best Speed **83.382** On **2** Gp **b**

Lap	Elapsed Time	Lap Time	Lap Speed
1	2:28.393	2:28.393	80.247
2	4:51.206	2:22.813	83.382
3	7:14.553	2:23.347	83.072
4	9:38.635	2:24.082	82.648
5	12:01.628	2:22.993	83.277
6	14:24.797	2:23.169	83.175
7	16:49.731	2:24.934	82.162
8	19:14.669	2:24.938	82.160

17 104 Daley MATHISON

Total Time **19:21.014** Avg Speed **82.053** Behind **1:13.759**
Best Time **2:22.199** Best Speed **83.742** On **8** Gp **b**

Lap	Elapsed Time	Lap Time	Lap Speed
1	2:32.706	2:32.706	77.980
2	4:58.148	2:25.442	81.875
3	7:23.973	2:25.825	81.660
4	9:49.118	2:25.145	82.043
5	12:11.656	2:22.538	83.543
6	14:34.267	2:22.611	83.500
7	16:58.815	2:24.548	82.381
8	19:21.014	2:22.199	83.742

18 30 Wayne KENNEDY

Total Time **19:25.393** Avg Speed **81.745** Behind **1:18.138**
Best Time **2:23.077** Best Speed **83.228** On **3** Gp **b**

Lap	Elapsed Time	Lap Time	Lap Speed
1	2:31.202	2:31.202	78.756
2	4:55.816	2:24.614	82.344
3	7:18.893	2:23.077	83.228
4	9:43.541	2:24.648	82.325
5	12:09.215	2:25.674	81.745
6	14:34.026	2:24.811	82.232
7	17:00.602	2:26.576	81.242
8	19:25.393	2:24.791	82.243

H2 ENGINEERING BUSH ROAD RACES



SUPERBIKE

Race 5 - H2 Engineering Bush Open

Saturday, 19 June 2010

DETAILED RESULT

Race Classification

19 153 Stephen LARKIN

Total Time **19:28.971** Avg Speed **81.494** Behind **1:21.716**
Best Time **2:22.495** Best Speed **83.568** On **7** Gp **b**

Lap	Elapsed Time	Lap Time	Lap Speed
1	2:33.549	2:33.549	77.552
2	4:58.888	2:25.339	81.933
3	7:24.650	2:25.762	81.695
4	9:51.768	2:27.118	80.942
5	12:17.349	2:25.581	81.797
6	14:41.516	2:24.167	82.599
7	17:04.011	2:22.495	83.568
8	19:28.971	2:24.960	82.147

20 28 Paul GARTLAND

Total Time **19:33.843** Avg Speed **81.156** Behind **1:26.588**
Best Time **2:25.486** Best Speed **81.850** On **6** Gp **b**

Lap	Elapsed Time	Lap Time	Lap Speed
1	2:30.085	2:30.085	79.342
2	4:57.455	2:27.370	80.804
3	7:23.397	2:25.942	81.595
4	9:50.875	2:27.478	80.745
5	12:16.860	2:25.985	81.571
6	14:42.346	2:25.486	81.850
7	17:08.134	2:25.788	81.681
8	19:33.843	2:25.709	81.725

21 35 Trevor FERGUSON

Total Time **19:34.599** Avg Speed **81.104** Behind **1:27.344**
Best Time **2:24.720** Best Speed **82.284** On **7** Gp **b**

Lap	Elapsed Time	Lap Time	Lap Speed
1	2:32.476	2:32.476	78.098
2	4:57.940	2:25.464	81.863
3	7:23.780	2:25.840	81.652
4	9:51.317	2:27.537	80.712
5	12:17.801	2:26.484	81.293
6	14:43.747	2:25.946	81.592
7	17:08.467	2:24.720	82.284
8	19:34.599	2:26.132	81.489

Race Classification

22 8 Anthony McCOLGAN

Total Time **17:38.366** Avg Speed **78.760** Behind **1 Lap**
Best Time **2:27.999** Best Speed **80.461** On **7** Gp **c**

Lap	Elapsed Time	Lap Time	Lap Speed
1	2:40.154	2:40.154	74.354
2	5:11.328	2:31.174	78.771
3	7:40.716	2:29.388	79.712
4	10:10.340	2:29.624	79.587
5	12:40.195	2:29.855	79.464
6	15:10.367	2:30.172	79.296
7	17:38.366	2:27.999	80.461

23 26 Dennis BOOTH

Total Time **17:40.483** Avg Speed **78.602** Behind **2.117**
Best Time **2:28.486** Best Speed **80.197** On **6** Gp **c**

Lap	Elapsed Time	Lap Time	Lap Speed
1	2:39.725	2:39.725	74.554
2	5:12.523	2:32.798	77.933
3	7:43.931	2:31.408	78.649
4	10:13.577	2:29.646	79.575
5	12:42.771	2:29.194	79.816
6	15:11.257	2:28.486	80.197
7	17:40.483	2:29.226	79.799

24 33 Stephen OBRIEN

Total Time **17:41.606** Avg Speed **78.519** Behind **3.240**
Best Time **2:28.521** Best Speed **80.178** On **6** Gp **c**

Lap	Elapsed Time	Lap Time	Lap Speed
1	2:39.458	2:39.458	74.678
2	5:11.771	2:32.313	78.182
3	7:44.496	2:32.725	77.971
4	10:14.133	2:29.637	79.580
5	12:43.253	2:29.120	79.856
6	15:11.774	2:28.521	80.178
7	17:41.606	2:29.832	79.476

Not Classified

DNF 113 Corran SMYTH

Total Time **10:17.895** Avg Speed **77.088** Behind **4 Laps**
Best Time **2:31.738** Best Speed **78.478** On **3** Gp **c**

Lap	Elapsed Time	Lap Time	Lap Speed
1	2:41.251	2:41.251	73.848
2	5:13.415	2:32.164	78.258
3	7:45.153	2:31.738	78.478
4	10:17.895	2:32.742	77.962



MCUI
Ulster Centre
Timing
www.mcui-uc.org.uk



Powered by
e-Laps II
© 2008
Walter Marks

H2 ENGINEERING BUSH ROAD RACES

SUPERBIKE

Race 5 - H2 Engineering Bush Open

Saturday, 19 June 2010

DETAILED RESULT



Not Classified

DNF 93 Paul CRANSTON

Total Time **7:09.671** Avg Speed **83.143** Behind **5 Laps**

Best Time **2:20.818** Best Speed **84.564** On **2** Gp **a**

Lap	Elapsed Time	Lap Time	Lap Speed
1	2:26.285	2:26.285	81.403
2	4:47.103	2:20.818	84.564
3	7:09.671	2:22.568	83.526

DNF 2 Emlyn HUGHES

Total Time **5:16.930** Avg Speed **75.146** Behind **6 Laps**

Best Time **2:35.074** Best Speed **76.790** On **2** Gp **c**

Lap	Elapsed Time	Lap Time	Lap Speed
1	2:41.856	2:41.856	73.572
2	5:16.930	2:35.074	76.790

H2 ENGINEERING BUSH ROAD RACES

SUPERBIKE

Race 5 - H2 Engineering Bush Open

LAP CHART



1					2					3				
No	Name	G	Elapsed Time	Lap Time	No	Name	G	Elapsed Time	Lap Time	No	Name	G	Elapsed Time	Lap Time
36	Michael PEARSON	a	2:20.320	2:20.320	36	Michael PEARSON	a	4:36.325	2:16.005	36	Michael PEARSON	a	6:53.211	2:16.886
82	Derek SHEILS	a	2:21.669	2:21.669	82	Derek SHEILS	a	4:38.760	2:17.091	71	Davy MORGAN	a	6:54.999	2:15.908
71	Davy MORGAN	a	2:22.462	2:22.462	71	Davy MORGAN	a	4:39.091	2:16.629	6	William DUNLOP	a	6:55.723	2:16.111
16	John BURROWS	a	2:22.999	2:22.999	6	William DUNLOP	a	4:39.612	2:16.314	82	Derek SHEILS	a	6:56.656	2:17.896
6	William DUNLOP	a	2:23.298	2:23.298	16	John BURROWS	a	4:40.338	2:17.339	16	John BURROWS	a	6:57.116	2:16.778
150	William DAVISON	b	2:24.293	2:24.293	150	William DAVISON	b	4:44.708	2:20.415	150	William DAVISON	b	7:04.333	2:19.625
64	Stephen McKNIGHT	b	2:26.097	2:26.097	64	Stephen McKNIGHT	b	4:45.923	2:19.826	64	Stephen McKNIGHT	b	7:05.036	2:19.113
93	Paul CRANSTON	a	2:26.285	2:26.285	93	Paul CRANSTON	a	4:47.103	2:20.818	123	Michal DOKOUPIL	a	7:07.024	2:19.427
27	James McCANN	b	2:26.778	2:26.778	65	Michael SWEENEY	a	4:47.197	2:20.299	27	James McCANN	b	7:09.396	2:22.088
65	Michael SWEENEY	a	2:26.898	2:26.898	27	James McCANN	b	4:47.308	2:20.530	93	Paul CRANSTON	a	7:09.671	2:22.568
61	John WALSH	a	2:27.277	2:27.277	123	Michal DOKOUPIL	a	4:47.597	2:20.112	9	Wayne KIRWAN	a	7:09.774	2:22.072
123	Michal DOKOUPIL	a	2:27.485	2:27.485	9	Wayne KIRWAN	a	4:47.702	2:19.950	65	Michael SWEENEY	a	7:09.868	2:22.671
9	Wayne KIRWAN	a	2:27.752	2:27.752	61	John WALSH	a	4:48.895	2:21.618	61	John WALSH	a	7:09.967	2:21.072
34	Timmy TURTLE	b	2:28.393	2:28.393	22	Stephen McILVENNA	a	4:50.232	2:21.259	22	Stephen McILVENNA	a	7:11.397	2:21.165
22	Stephen McILVENNA	a	2:28.973	2:28.973	34	Timmy TURTLE	b	4:51.206	2:22.813	52	Andrew BROWN	c	7:13.176	2:21.847
52	Andrew BROWN	c	2:29.290	2:29.290	52	Andrew BROWN	c	4:51.329	2:22.039	34	Timmy TURTLE	b	7:14.553	2:23.347
28	Paul GARTLAND	b	2:30.085	2:30.085	20	David LUMSDEN	b	4:54.166	2:23.661	20	David LUMSDEN	b	7:16.586	2:22.420
20	David LUMSDEN	b	2:30.505	2:30.505	30	Wayne KENNEDY	b	4:55.816	2:24.614	30	Wayne KENNEDY	b	7:18.893	2:23.077
30	Wayne KENNEDY	b	2:31.202	2:31.202	28	Paul GARTLAND	b	4:57.455	2:27.370	28	Paul GARTLAND	b	7:23.397	2:25.942
35	Trevor FERGUSON	b	2:32.476	2:32.476	35	Trevor FERGUSON	b	4:57.940	2:25.464	35	Trevor FERGUSON	b	7:23.780	2:25.840
104	Daley MATHISON	b	2:32.706	2:32.706	104	Daley MATHISON	b	4:58.148	2:25.442	104	Daley MATHISON	b	7:23.973	2:25.825
153	Stephen LARKIN	b	2:33.549	2:33.549	153	Stephen LARKIN	b	4:58.888	2:25.339	153	Stephen LARKIN	b	7:24.650	2:25.762
33	Stephen OBRIEN	c	2:39.458	2:39.458	8	Anthony McCOLGAN	c	5:11.328	2:31.174	8	Anthony McCOLGAN	c	7:40.716	2:29.388
26	Dennis BOOTH	c	2:39.725	2:39.725	33	Stephen OBRIEN	c	5:11.771	2:32.313	26	Dennis BOOTH	c	7:43.931	2:31.408
8	Anthony McCOLGAN	c	2:40.154	2:40.154	26	Dennis BOOTH	c	5:12.523	2:32.798	33	Stephen OBRIEN	c	7:44.496	2:32.725
113	Corran SMYTH	c	2:41.251	2:41.251	113	Corran SMYTH	c	5:13.415	2:32.164	113	Corran SMYTH	c	7:45.153	2:31.738
2	Emlyn HUGHES	c	2:41.856	2:41.856	2	Emlyn HUGHES	c	5:16.930	2:35.074					

H2 ENGINEERING BUSH ROAD RACES

SUPERBIKE

Race 5 - H2 Engineering Bush Open

LAP CHART

**4**

No	Name	G	Elapsed Time	Lap Time
36	Michael PEARSON	a	9:09.877	2:16.666
71	Davy MORGAN	a	9:10.068	2:15.069
6	William DUNLOP	a	9:10.569	2:14.846
16	John BURROWS	a	9:12.155	2:15.039
82	Derek SHEILS	a	9:12.429	2:15.773
150	William DAVISON	b	9:25.361	2:21.028
64	Stephen McKNIGHT	b	9:25.769	2:20.733
123	Michal DOKOUPIL	a	9:25.921	2:18.897
9	Wayne KIRWAN	a	9:29.795	2:20.021
65	Michael SWEENEY	a	9:30.264	2:20.396
61	John WALSH	a	9:30.538	2:20.571
27	James McCANN	b	9:32.593	2:23.197
22	Stephen McILVENNA	a	9:32.811	2:21.414
52	Andrew BROWN	c	9:36.376	2:23.200
34	Timmy TURTLE	b	9:38.635	2:24.082
20	David LUMSDEN	b	9:39.034	2:22.448
30	Wayne KENNEDY	b	9:43.541	2:24.648
104	Daley MATHISON	b	9:49.118	2:25.145
28	Paul GARTLAND	b	9:50.875	2:27.478
35	Trevor FERGUSON	b	9:51.317	2:27.537
153	Stephen LARKIN	b	9:51.768	2:27.118
8	Anthony McCOLGAN	c	10:10.340	2:29.624
26	Dennis BOOTH	c	10:13.577	2:29.646
33	Stephen OBRIEN	c	10:14.133	2:29.637
113	Corran SMYTH	c	10:17.895	2:32.742

5

No	Name	G	Elapsed Time	Lap Time
71	Davy MORGAN	a	11:24.698	2:14.630
36	Michael PEARSON	a	11:25.360	2:15.483
6	William DUNLOP	a	11:25.580	2:15.011
16	John BURROWS	a	11:26.179	2:14.024
82	Derek SHEILS	a	11:27.954	2:15.525
150	William DAVISON	b	11:44.347	2:18.986
123	Michal DOKOUPIL	a	11:45.523	2:19.602
64	Stephen McKNIGHT	b	11:46.168	2:20.399
9	Wayne KIRWAN	a	11:50.410	2:20.615
65	Michael SWEENEY	a	11:50.725	2:20.461
61	John WALSH	a	11:51.165	2:20.627
22	Stephen McILVENNA	a	11:54.054	2:21.243
27	James McCANN	b	11:54.522	2:21.929
52	Andrew BROWN	c	12:01.345	2:24.969
34	Timmy TURTLE	b	12:01.628	2:22.993
20	David LUMSDEN	b	12:01.901	2:22.867
30	Wayne KENNEDY	b	12:09.215	2:25.674
104	Daley MATHISON	b	12:11.656	2:22.538
28	Paul GARTLAND	b	12:16.860	2:25.985
153	Stephen LARKIN	b	12:17.349	2:25.581
35	Trevor FERGUSON	b	12:17.801	2:26.484
8	Anthony McCOLGAN	c	12:40.195	2:29.855
26	Dennis BOOTH	c	12:42.771	2:29.194
33	Stephen OBRIEN	c	12:43.253	2:29.120

6

No	Name	G	Elapsed Time	Lap Time
71	Davy MORGAN	a	13:38.281	2:13.583
6	William DUNLOP	a	13:39.150	2:13.570
36	Michael PEARSON	a	13:40.405	2:15.045
16	John BURROWS	a	13:40.936	2:14.757
82	Derek SHEILS	a	13:43.664	2:15.710
150	William DAVISON	b	14:03.356	2:19.009
123	Michal DOKOUPIL	a	14:05.950	2:20.427
64	Stephen McKNIGHT	b	14:05.966	2:19.798
9	Wayne KIRWAN	a	14:11.401	2:20.991
65	Michael SWEENEY	a	14:11.713	2:20.988
61	John WALSH	a	14:12.152	2:20.987
22	Stephen McILVENNA	a	14:14.109	2:20.055
27	James McCANN	b	14:17.033	2:22.511
20	David LUMSDEN	b	14:23.060	2:21.159
34	Timmy TURTLE	b	14:24.797	2:23.169
52	Andrew BROWN	c	14:25.926	2:24.581
30	Wayne KENNEDY	b	14:34.026	2:24.811
104	Daley MATHISON	b	14:34.267	2:22.611
153	Stephen LARKIN	b	14:41.516	2:24.167
28	Paul GARTLAND	b	14:42.346	2:25.486
35	Trevor FERGUSON	b	14:43.747	2:25.946
8	Anthony McCOLGAN	c	15:10.367	2:30.172
26	Dennis BOOTH	c	15:11.257	2:28.486
33	Stephen OBRIEN	c	15:11.774	2:28.521



MCUI
Ulster Centre
Timing
www.mcui-uc.org.uk



Powered by
e-Laps II
© 2008
Walter Marks

H2 ENGINEERING BUSH ROAD RACES

SUPERBIKE

Race 5 - H2 Engineering Bush Open

LAP CHART



7

No	Name	G	Elapsed Time	Lap Time
6	William DUNLOP	a	15:51.827	2:12.677
71	Davy MORGAN	a	15:52.106	2:13.825
16	John BURROWS	a	15:56.709	2:15.773
36	Michael PEARSON	a	15:56.996	2:16.591
82	Derek SHEILS	a	15:59.840	2:16.176
150	William DAVISON	b	16:21.897	2:18.541
123	Michal DOKOUPIL	a	16:25.239	2:19.289
64	Stephen McKNIGHT	b	16:27.635	2:21.669
9	Wayne KIRWAN	a	16:33.532	2:22.131
65	Michael SWEENEY	a	16:33.926	2:22.213
61	John WALSH	a	16:34.158	2:22.006
22	Stephen McILVENNA	a	16:35.528	2:21.419
27	James McCANN	b	16:39.305	2:22.272
20	David LUMSDEN	b	16:44.898	2:21.838
34	Timmy TURTLE	b	16:49.731	2:24.934
52	Andrew BROWN	c	16:50.072	2:24.146
104	Daley MATHISON	b	16:58.815	2:24.548
30	Wayne KENNEDY	b	17:00.602	2:26.576
153	Stephen LARKIN	b	17:04.011	2:22.495
28	Paul GARTLAND	b	17:08.134	2:25.788
35	Trevor FERGUSON	b	17:08.467	2:24.720
8	Anthony McCOLGAN	c	17:38.366	2:27.999
26	Dennis BOOTH	c	17:40.483	2:29.226
33	Stephen OBRIEN	c	17:41.606	2:29.832

8

No	Name	G	Elapsed Time	Lap Time
71	Davy MORGAN	a	18:07.255	2:15.149
6	William DUNLOP	a	18:08.506	2:16.679
16	John BURROWS	a	18:12.129	2:15.420
36	Michael PEARSON	a	18:12.834	2:15.838
82	Derek SHEILS	a	18:18.048	2:18.208
150	William DAVISON	b	18:40.710	2:18.813
123	Michal DOKOUPIL	a	18:44.883	2:19.644
64	Stephen McKNIGHT	b	18:50.295	2:22.660
61	John WALSH	a	18:52.935	2:18.777
65	Michael SWEENEY	a	18:53.785	2:19.859
9	Wayne KIRWAN	a	18:55.003	2:21.471
22	Stephen McILVENNA	a	18:56.156	2:20.628
27	James McCANN	b	19:01.324	2:22.019
20	David LUMSDEN	b	19:06.032	2:21.134
52	Andrew BROWN	c	19:13.448	2:23.376
34	Timmy TURTLE	b	19:14.669	2:24.938
104	Daley MATHISON	b	19:21.014	2:22.199
30	Wayne KENNEDY	b	19:25.393	2:24.791
153	Stephen LARKIN	b	19:28.971	2:24.960
28	Paul GARTLAND	b	19:33.843	2:25.709
35	Trevor FERGUSON	b	19:34.599	2:26.132



MCUI
Ulster Centre
Timing
www.mcui-uc.org.uk



Powered by
e-Laps II
© 2008
Walter Marks

IRISH ROAD RACE SUPERBIKE (subject to confirmation)

2010

Pos	No.	Name	Total	Diff	Gap	#1 #2	
						R1	R1
1	71	Davy MORGAN	31	0	0	6	25
2	36	Michael PEARSON	26	5	5	13	13
3	77	Ryan FARQUHAR	25	6	1	25	x
4	16	John BURROWS	24	7	1	8	16
5	82	Derek SHEILS	21	10	3	10	11
6	6	William DUNLOP	20	11	1	x	20
7	86	Cameron DONALD	20	11	0	20	x
8	123	Michal DOKOUPIL	18	13	2	9	9
9	3	Michael DUNLOP	16	15	2	16	x
10	13	Adrian ARCHIBALD	11	20	5	11	x
11	150	William DAVISON	10	21	1	x	10
12	61	John WALSH	10	21	0	3	7
13	64	Stephen McKNIGHT	8	23	2	x	8
14	65	Michael SWEENEY	8	23	0	2	6
15	99	Andrew COURTNEY	7	24	1	7	x
16	9	Wayne KIRWAN	5	26	2	x	5
17	101	Brian McCORMACK	5	26	0	5	x
18	22	Stephen McILVENNA	4	27	1	x	4
19	133	Olie LINSDELL	4	27	0	4	x
20	27	James McCANN	3	28	1	x	3
21	20	David LUMSDEN	2	29	1	x	2
22	52	Andrew BROWN	1	30	1	x	1
23	93	Paul CRANSTON	1	30	0	1	x

Event Legend

#1 23/04/2010 ROYAL HOTEL & BRAESIDE COOKSTOWN 100

#2 18/06/2010 H2 ENGINEERING BUSH ROAD RACE

H2 ENGINEERING BUSH ROAD RACES

SUPERBIKE

Race 7 - The Cohannon Inn & Auto Lodge Grand Final

Saturday, 19 June 2010



Pos	Class	No	Name	Machine / Sponsor	Gp	Laps	Total Time	Behind	Speed	-----Best Lap-----		
										Time	Speed	On

Race Classification

1	SBKR	6	William DUNLOP	Yamaha 600 - CD Racing	a	10	22:32.554		88.041	2:11.661	90.445	10
2	SBKR	16	John BURROWS	Suzuki - Burrows Engineering	a	10	22:35.301	2.747	87.863	2:13.939	88.907	7
3	SBKR	36	Michael PEARSON	Kawasaki 600 - Morrell Racing	a	10	22:41.050	8.496	87.492	2:13.511	89.192	10
4	SBKR	71	Davy MORGAN	Suzuki - Strangford Holiday Park	a	10	22:44.085	11.531	87.297	2:14.295	88.671	4
5	SBKR	123	Michal DOKOUPIL	Kawasaki - AIR Kawasaki	b	10	23:06.548	33.994	85.883	2:17.382	86.679	5
6	SBKR	65	Michael SWEENEY	Yamaha - Tracblast / Greenclean	a	10	23:08.107	35.553	85.786	2:15.979	87.573	3
7	SBKR	64	Stephen McKNIGHT	Yamaha	b	10	23:10.873	38.319	85.616	2:17.065	86.879	3
8	SBKR	61	John WALSH	Yamaha 600	a	10	23:13.271	40.717	85.469	2:17.557	86.568	10
9	SBKR	93	Paul CRANSTON	Honda 600 - P & J Fuel Haulage	a	10	23:13.546	40.992	85.452	2:17.293	86.735	10
10	SBKR	150	William DAVISON	Suzuki - Farlough Garage	a	10	23:27.331	54.777	84.615	2:18.546	85.950	2
11	SBKR	9	Wayne KIRWAN	Yamaha 600 - MRP Racing	a	10	23:28.030	55.476	84.573	2:18.725	85.839	2
12	SBKR	22	Stephen McILVENNA	Yamaha 600 - Moira Motorcycle Racing	a	10	23:28.492	55.938	84.545	2:18.933	85.711	10
13	SBKR	27	James McCANN	Yamaha 600 - Inver Tool Hire	b	10	23:52.320	1:19.766	83.138	2:21.649	84.068	7
14	SBKR	28	Paul GARTLAND	Suzuki - Agnew Plant Hire	b	10	24:06.849	1:34.295	82.304	2:23.717	82.858	8
15	SBKR	52	Andrew BROWN	Aprilia - Freeway Lift Services	b	10	24:07.062	1:34.508	82.291	2:23.389	83.047	2
16	SBKR	34	Timmy TURTLE	Honda 600 - Auto Tech	b	10	24:10.006	1:37.452	82.124	2:23.554	82.952	2
17	SBKR	46	Stephen WILSON	Suzuki 750	c	9	22:45.047	1 Lap	78.512	2:30.093	79.338	2


Fastest Lap / New Lap Record 90.445 mph (Previously 89.752 mph)

SBKR	6	William DUNLOP	Yamaha 600 - CD Racing	a						2:11.661	90.445	10
------	---	----------------	------------------------	---	--	--	--	--	--	----------	--------	----

Not Classified

DNF	SBKR	31	Shaun ANDERSON	Suzuki 750 - ARD	b	4	9:49.221	6 Laps	80.839	2:24.466	82.428	3
-----	------	----	----------------	------------------	---	---	----------	--------	--------	----------	--------	---

These Results are provisional and are subject to ratification by the Stewards of the Meeting.

Track	Bush	Signed		Organising Club	Dungannon & District MCC
Length(miles)	3.3078		Chief Timekeeper	Warmup Started	
Weather	Sunny			Race Started	14:14:16.039
Track	Dry	Issued At:	14:39:24	Gp Time Diff - b 15.3 / c 15.3	



MCUI
Ulster Centre
Timing
www.mcui-uc.org.uk



Powered by
e-Laps II
© 2008
Walter Marks

H2 ENGINEERING BUSH ROAD RACES



SUPERBIKE

Race 7 - The Cohannon Inn & Auto Lodge Grand Final

Saturday, 19 June 2010

DETAILED RESULT

Race Classification

1 6 William DUNLOP

Total Time **22:32.554** Avg Speed **88.041** Behind
Best Time **2:11.661** Best Speed **90.445** On **10** Gp **a**

Lap	Elapsed Time	Lap Time	Lap Speed
1	2:22.163	2:22.163	83.764
2	4:39.869	2:17.706	86.475
3	6:55.966	2:16.097	87.497
4	9:10.354	2:14.388	88.610
5	11:23.909	2:13.555	89.162
6	13:38.035	2:14.126	88.783
7	15:51.849	2:13.814	88.990
8	18:05.957	2:14.108	88.795
9	20:20.893	2:14.936	88.250
10	22:32.554	2:11.661	90.445

2 16 John BURROWS

Total Time **22:35.301** Avg Speed **87.863** Behind **2.747**
Best Time **2:13.939** Best Speed **88.907** On **7** Gp **a**

Lap	Elapsed Time	Lap Time	Lap Speed
1	2:21.822	2:21.822	83.965
2	4:40.244	2:18.422	86.027
3	6:55.503	2:15.259	88.039
4	9:09.603	2:14.100	88.800
5	11:23.622	2:14.019	88.854
6	13:37.569	2:13.947	88.901
7	15:51.508	2:13.939	88.907
8	18:05.643	2:14.135	88.777
9	20:20.510	2:14.867	88.295
10	22:35.301	2:14.791	88.345

3 36 Michael PEARSON

Total Time **22:41.050** Avg Speed **87.492** Behind **8.496**
Best Time **2:13.511** Best Speed **89.192** On **10** Gp **a**

Lap	Elapsed Time	Lap Time	Lap Speed
1	2:21.530	2:21.530	84.138
2	4:39.040	2:17.510	86.598
3	6:55.625	2:16.585	87.184
4	9:10.053	2:14.428	88.583
5	11:25.309	2:15.256	88.041
6	13:40.960	2:15.651	87.785
7	15:56.190	2:15.230	88.058
8	18:11.630	2:15.440	87.921
9	20:27.539	2:15.909	87.618
10	22:41.050	2:13.511	89.192

Race Classification

4 71 Davy MORGAN

Total Time **22:44.085** Avg Speed **87.297** Behind **11.531**
Best Time **2:14.295** Best Speed **88.671** On **4** Gp **a**

Lap	Elapsed Time	Lap Time	Lap Speed
1	2:22.324	2:22.324	83.669
2	4:40.463	2:18.139	86.204
3	6:56.728	2:16.265	87.389
4	9:11.023	2:14.295	88.671
5	11:26.054	2:15.031	88.188
6	13:41.447	2:15.393	87.952
7	15:56.590	2:15.143	88.115
8	18:11.862	2:15.272	88.031
9	20:27.987	2:16.125	87.479
10	22:44.085	2:16.098	87.496

5 123 Michal DOKOUPIL

Total Time **23:06.548** Avg Speed **85.883** Behind **33.994**
Best Time **2:17.382** Best Speed **86.679** On **5** Gp **b**

Lap	Elapsed Time	Lap Time	Lap Speed
1	2:23.568	2:23.568	82.944
2	4:41.948	2:18.380	86.053
3	6:59.702	2:17.754	86.445
4	9:17.214	2:17.512	86.597
5	11:34.596	2:17.382	86.679
6	13:52.741	2:18.145	86.200
7	16:11.112	2:18.371	86.059
8	18:29.339	2:18.227	86.149
9	20:47.884	2:18.545	85.951
10	23:06.548	2:18.664	85.877

6 65 Michael SWEENEY

Total Time **23:08.107** Avg Speed **85.786** Behind **35.553**
Best Time **2:15.979** Best Speed **87.573** On **3** Gp **a**

Lap	Elapsed Time	Lap Time	Lap Speed
1	2:23.771	2:23.771	82.827
2	4:41.572	2:17.801	86.415
3	6:57.551	2:15.979	87.573
4	9:14.013	2:16.462	87.263
5	11:32.346	2:18.333	86.083
6	13:51.646	2:19.300	85.485
7	16:11.050	2:19.404	85.421
8	18:29.508	2:18.458	86.005
9	20:48.658	2:19.150	85.577
10	23:08.107	2:19.449	85.394



MCUI
Ulster Centre
Timing
www.mcui-uc.org.uk



Powered by
e-Laps II
© 2008
Walter Marks

H2 ENGINEERING BUSH ROAD RACES



SUPERBIKE

Race 7 - The Cohannon Inn & Auto Lodge Grand Final

Saturday, 19 June 2010

DETAILED RESULT

Race Classification

7 64 Stephen McKNIGHT

Total Time **23:10.873** Avg Speed **85.616** Behind **38.319**
Best Time **2:17.065** Best Speed **86.879** On **3** Gp **b**

Lap	Elapsed Time	Lap Time	Lap Speed
1	2:24.430	2:24.430	82.449
2	4:43.033	2:18.603	85.915
3	7:00.098	2:17.065	86.879
4	9:18.858	2:18.760	85.818
5	11:36.429	2:17.571	86.560
6	13:55.276	2:18.847	85.764
7	16:14.260	2:18.984	85.680
8	18:33.605	2:19.345	85.458
9	20:52.400	2:18.795	85.796
10	23:10.873	2:18.473	85.996

8 61 John WALSH

Total Time **23:13.271** Avg Speed **85.469** Behind **40.717**
Best Time **2:17.557** Best Speed **86.568** On **10** Gp **a**

Lap	Elapsed Time	Lap Time	Lap Speed
1	2:23.434	2:23.434	83.021
2	4:41.044	2:17.610	86.535
3	7:04.570	2:23.526	82.968
4	9:23.645	2:19.075	85.623
5	11:43.301	2:19.656	85.267
6	14:01.947	2:18.646	85.888
7	16:19.570	2:17.623	86.527
8	18:37.749	2:18.179	86.179
9	20:55.714	2:17.965	86.312
10	23:13.271	2:17.557	86.568

9 93 Paul CRANSTON

Total Time **23:13.546** Avg Speed **85.452** Behind **40.992**
Best Time **2:17.293** Best Speed **86.735** On **10** Gp **a**

Lap	Elapsed Time	Lap Time	Lap Speed
1	2:26.333	2:26.333	81.377
2	4:45.592	2:19.259	85.510
3	7:05.770	2:20.178	84.950
4	9:24.892	2:19.122	85.595
5	11:43.792	2:18.900	85.731
6	14:02.284	2:18.492	85.984
7	16:20.257	2:17.973	86.307
8	18:38.260	2:18.003	86.289
9	20:56.253	2:17.993	86.295
10	23:13.546	2:17.293	86.735

Race Classification

10 150 William DAVISON

Total Time **23:27.331** Avg Speed **84.615** Behind **54.777**
Best Time **2:18.546** Best Speed **85.950** On **2** Gp **a**

Lap	Elapsed Time	Lap Time	Lap Speed
1	2:26.723	2:26.723	81.160
2	4:45.269	2:18.546	85.950
3	7:05.934	2:20.665	84.656
4	9:25.483	2:19.549	85.333
5	11:45.567	2:20.084	85.007
6	14:05.196	2:19.629	85.284
7	16:27.356	2:22.160	83.765
8	18:48.104	2:20.748	84.606
9	21:08.212	2:20.108	84.992
10	23:27.331	2:19.119	85.596

11 9 Wayne KIRWAN

Total Time **23:28.030** Avg Speed **84.573** Behind **55.476**
Best Time **2:18.725** Best Speed **85.839** On **2** Gp **a**

Lap	Elapsed Time	Lap Time	Lap Speed
1	2:27.088	2:27.088	80.959
2	4:45.813	2:18.725	85.839
3	7:06.312	2:20.499	84.756
4	9:25.065	2:18.753	85.822
5	11:43.999	2:18.934	85.710
6	14:02.938	2:18.939	85.707
7	16:21.828	2:18.890	85.737
8	18:41.894	2:20.066	85.018
9	21:04.127	2:22.233	83.722
10	23:28.030	2:23.903	82.751

12 22 Stephen McILVENNA

Total Time **23:28.492** Avg Speed **84.545** Behind **55.938**
Best Time **2:18.933** Best Speed **85.711** On **10** Gp **a**

Lap	Elapsed Time	Lap Time	Lap Speed
1	2:28.500	2:28.500	80.189
2	4:48.877	2:20.377	84.829
3	7:09.590	2:20.713	84.627
4	9:29.476	2:19.886	85.127
5	11:48.415	2:18.939	85.707
6	14:08.445	2:20.030	85.039
7	16:28.175	2:19.730	85.222
8	18:49.248	2:21.073	84.411
9	21:09.559	2:20.311	84.869
10	23:28.492	2:18.933	85.711



MCUI
Ulster Centre
Timing
www.mcui-uc.org.uk



Powered by
e-Laps II
© 2008
Walter Marks

H2 ENGINEERING BUSH ROAD RACES



SUPERBIKE

Race 7 - The Cohannon Inn & Auto Lodge Grand Final

Saturday, 19 June 2010

DETAILED RESULT

Race Classification

13 27 James McCANN

Total Time **23:52.320** Avg Speed **83.138** Behind **1:19.766**
Best Time **2:21.649** Best Speed **84.068** On **7** Gp **b**

Lap	Elapsed Time	Lap Time	Lap Speed
1	2:28.136	2:28.136	80.386
2	4:51.667	2:23.531	82.965
3	7:15.075	2:23.408	83.036
4	9:37.892	2:22.817	83.380
5	12:00.870	2:22.978	83.286
6	14:22.973	2:22.103	83.799
7	16:44.622	2:21.649	84.068
8	19:07.712	2:23.090	83.221
9	21:29.814	2:22.102	83.800
10	23:52.320	2:22.506	83.562

14 28 Paul GARTLAND

Total Time **24:06.849** Avg Speed **82.304** Behind **1:34.295**
Best Time **2:23.717** Best Speed **82.858** On **8** Gp **b**

Lap	Elapsed Time	Lap Time	Lap Speed
1	2:29.182	2:29.182	79.822
2	4:52.967	2:23.785	82.819
3	7:16.830	2:23.863	82.774
4	9:40.686	2:23.856	82.778
5	12:05.254	2:24.568	82.370
6	14:30.114	2:24.860	82.204
7	16:54.064	2:23.950	82.724
8	19:17.781	2:23.717	82.858
9	21:41.597	2:23.816	82.801
10	24:06.849	2:25.252	81.982

15 52 Andrew BROWN

Total Time **24:07.062** Avg Speed **82.291** Behind **1:34.508**
Best Time **2:23.389** Best Speed **83.047** On **2** Gp **b**

Lap	Elapsed Time	Lap Time	Lap Speed
1	2:30.191	2:30.191	79.286
2	4:53.580	2:23.389	83.047
3	7:17.350	2:23.770	82.827
4	9:41.511	2:24.161	82.603
5	12:05.939	2:24.428	82.450
6	14:30.775	2:24.836	82.218
7	16:54.801	2:24.026	82.680
8	19:18.345	2:23.544	82.958
9	21:41.919	2:23.574	82.940
10	24:07.062	2:25.143	82.044

Race Classification

16 34 Timmy TURTLE

Total Time **24:10.006** Avg Speed **82.124** Behind **1:37.452**
Best Time **2:23.554** Best Speed **82.952** On **2** Gp **b**

Lap	Elapsed Time	Lap Time	Lap Speed
1	2:28.864	2:28.864	79.993
2	4:52.418	2:23.554	82.952
3	7:16.574	2:24.156	82.606
4	9:40.466	2:23.892	82.757
5	12:05.385	2:24.919	82.171
6	14:30.386	2:25.001	82.124
7	16:54.341	2:23.955	82.721
8	19:19.093	2:24.752	82.265
9	21:44.082	2:24.989	82.131
10	24:10.006	2:25.924	81.605

17 46 Stephen WILSON

Total Time **22:45.047** Avg Speed **78.512** Behind **1 Lap**
Best Time **2:30.093** Best Speed **79.338** On **2** Gp **c**

Lap	Elapsed Time	Lap Time	Lap Speed
1	2:34.101	2:34.101	77.275
2	5:04.194	2:30.093	79.338
3	7:38.056	2:33.862	77.395
4	10:10.428	2:32.372	78.151
5	12:41.229	2:30.801	78.966
6	15:11.909	2:30.680	79.029
7	17:42.394	2:30.485	79.131
8	20:13.915	2:31.521	78.590
9	22:45.047	2:31.132	78.793

Not Classified

DNF 31 Shaun ANDERSON

Total Time **9:49.221** Avg Speed **80.839** Behind **6 Laps**
Best Time **2:24.466** Best Speed **82.428** On **3** Gp **b**

Lap	Elapsed Time	Lap Time	Lap Speed
1	2:33.768	2:33.768	77.442
2	4:58.808	2:25.040	82.102
3	7:23.274	2:24.466	82.428
4	9:49.221	2:25.947	81.592



MCUI
Ulster Centre
Timing
www.mcui-uc.org.uk



Powered by
e-Laps II
© 2008
Walter Marks

H2 ENGINEERING BUSH ROAD RACES



SUPERBIKE

Race 7 - The Cohannon Inn & Auto Lodge Grand Final

LAP CHART

1					3					5				
No	Name	G	Elapsed Time	Lap Time	No	Name	G	Elapsed Time	Lap Time	No	Name	G	Elapsed Time	Lap Time
36	Michael PEARSON	a	2:21.530	2:21.530	16	John BURROWS	a	6:55.503	2:15.259	16	John BURROWS	a	11:23.622	2:14.019
16	John BURROWS	a	2:21.822	2:21.822	36	Michael PEARSON	a	6:55.625	2:16.585	6	William DUNLOP	a	11:23.909	2:13.555
6	William DUNLOP	a	2:22.163	2:22.163	6	William DUNLOP	a	6:55.966	2:16.097	36	Michael PEARSON	a	11:25.309	2:15.256
71	Davy MORGAN	a	2:22.324	2:22.324	71	Davy MORGAN	a	6:56.728	2:16.265	71	Davy MORGAN	a	11:26.054	2:15.031
61	John WALSH	a	2:23.434	2:23.434	65	Michael SWEENEY	a	6:57.551	2:15.979	65	Michael SWEENEY	a	11:32.346	2:18.333
123	Michal DOKOUPIL	b	2:23.568	2:23.568	123	Michal DOKOUPIL	b	6:59.702	2:17.754	123	Michal DOKOUPIL	b	11:34.596	2:17.382
65	Michael SWEENEY	a	2:23.771	2:23.771	64	Stephen McKNIGHT	b	7:00.098	2:17.065	64	Stephen McKNIGHT	b	11:36.429	2:17.571
64	Stephen McKNIGHT	b	2:24.430	2:24.430	61	John WALSH	a	7:04.570	2:23.526	61	John WALSH	a	11:43.301	2:19.656
93	Paul CRANSTON	a	2:26.333	2:26.333	93	Paul CRANSTON	a	7:05.770	2:20.178	93	Paul CRANSTON	a	11:43.792	2:18.900
150	William DAVISON	a	2:26.723	2:26.723	150	William DAVISON	a	7:05.934	2:20.665	9	Wayne KIRWAN	a	11:43.999	2:18.934
9	Wayne KIRWAN	a	2:27.088	2:27.088	9	Wayne KIRWAN	a	7:06.312	2:20.499	150	William DAVISON	a	11:45.567	2:20.084
27	James McCANN	b	2:28.136	2:28.136	22	Stephen McLVENNA	a	7:09.590	2:20.713	22	Stephen McLVENNA	a	11:48.415	2:18.939
22	Stephen McLVENNA	a	2:28.500	2:28.500	27	James McCANN	b	7:15.075	2:23.408	27	James McCANN	b	12:00.870	2:22.978
34	Timmy TURTLE	b	2:28.864	2:28.864	34	Timmy TURTLE	b	7:16.574	2:24.156	28	Paul GARTLAND	b	12:05.254	2:24.568
28	Paul GARTLAND	b	2:29.182	2:29.182	28	Paul GARTLAND	b	7:16.830	2:23.863	34	Timmy TURTLE	b	12:05.385	2:24.919
52	Andrew BROWN	b	2:30.191	2:30.191	52	Andrew BROWN	b	7:17.350	2:23.770	52	Andrew BROWN	b	12:05.939	2:24.428
31	Shaun ANDERSON	b	2:33.768	2:33.768	31	Shaun ANDERSON	b	7:23.274	2:24.466	46	Stephen WILSON	c	12:41.229	2:30.801
46	Stephen WILSON	c	2:34.101	2:34.101	46	Stephen WILSON	c	7:38.056	2:33.862					

2					4					6				
No	Name	G	Elapsed Time	Lap Time	No	Name	G	Elapsed Time	Lap Time	No	Name	G	Elapsed Time	Lap Time
36	Michael PEARSON	a	4:39.040	2:17.510	16	John BURROWS	a	9:09.603	2:14.100	16	John BURROWS	a	13:37.569	2:13.947
6	William DUNLOP	a	4:39.869	2:17.706	36	Michael PEARSON	a	9:10.053	2:14.428	6	William DUNLOP	a	13:38.035	2:14.126
16	John BURROWS	a	4:40.244	2:18.422	6	William DUNLOP	a	9:10.354	2:14.388	36	Michael PEARSON	a	13:40.960	2:15.651
71	Davy MORGAN	a	4:40.463	2:18.139	71	Davy MORGAN	a	9:11.023	2:14.295	71	Davy MORGAN	a	13:41.447	2:15.393
61	John WALSH	a	4:41.044	2:17.610	65	Michael SWEENEY	a	9:14.013	2:16.462	65	Michael SWEENEY	a	13:51.646	2:19.300
65	Michael SWEENEY	a	4:41.572	2:17.801	123	Michal DOKOUPIL	b	9:17.214	2:17.512	123	Michal DOKOUPIL	b	13:52.741	2:18.145
123	Michal DOKOUPIL	b	4:41.948	2:18.380	64	Stephen McKNIGHT	b	9:18.858	2:18.760	64	Stephen McKNIGHT	b	13:55.276	2:18.847
64	Stephen McKNIGHT	b	4:43.033	2:18.603	61	John WALSH	a	9:23.645	2:19.075	61	John WALSH	a	14:01.947	2:18.646
150	William DAVISON	a	4:45.269	2:18.546	93	Paul CRANSTON	a	9:24.892	2:19.122	93	Paul CRANSTON	a	14:02.284	2:18.492
93	Paul CRANSTON	a	4:45.592	2:19.259	9	Wayne KIRWAN	a	9:25.065	2:18.753	9	Wayne KIRWAN	a	14:02.938	2:18.939
9	Wayne KIRWAN	a	4:45.813	2:18.725	150	William DAVISON	a	9:25.483	2:19.549	150	William DAVISON	a	14:05.196	2:19.629
22	Stephen McLVENNA	a	4:48.877	2:20.377	22	Stephen McLVENNA	a	9:29.476	2:19.886	22	Stephen McLVENNA	a	14:08.445	2:20.030
27	James McCANN	b	4:51.667	2:23.531	27	James McCANN	b	9:37.892	2:22.817	27	James McCANN	b	14:22.973	2:22.103
34	Timmy TURTLE	b	4:52.418	2:23.554	34	Timmy TURTLE	b	9:40.466	2:23.892	28	Paul GARTLAND	b	14:30.114	2:24.860
28	Paul GARTLAND	b	4:52.967	2:23.785	28	Paul GARTLAND	b	9:40.686	2:23.856	34	Timmy TURTLE	b	14:30.386	2:25.001
52	Andrew BROWN	b	4:53.580	2:23.389	52	Andrew BROWN	b	9:41.511	2:24.161	52	Andrew BROWN	b	14:30.775	2:24.836
31	Shaun ANDERSON	b	4:58.808	2:25.040	31	Shaun ANDERSON	b	9:49.221	2:25.947	46	Stephen WILSON	c	15:11.909	2:30.680
46	Stephen WILSON	c	5:04.194	2:30.093	46	Stephen WILSON	c	10:10.428	2:32.372					

H2 ENGINEERING BUSH ROAD RACES



SUPERBIKE

Race 7 - The Cohannon Inn & Auto Lodge Grand Final

LAP CHART

7

No	Name	G	Elapsed Time	Lap Time
16	John BURROWS	a	15:51.508	2:13.939
6	William DUNLOP	a	15:51.849	2:13.814
36	Michael PEARSON	a	15:56.190	2:15.230
71	Davy MORGAN	a	15:56.590	2:15.143
65	Michael SWEENEY	a	16:11.050	2:19.404
123	Michal DOKOUPIL	b	16:11.112	2:18.371
64	Stephen McKNIGHT	b	16:14.260	2:18.984
61	John WALSH	a	16:19.570	2:17.623
93	Paul CRANSTON	a	16:20.257	2:17.973
9	Wayne KIRWAN	a	16:21.828	2:18.890
150	William DAVISON	a	16:27.356	2:22.160
22	Stephen McLIVENNA	a	16:28.175	2:19.730
27	James McCANN	b	16:44.622	2:21.649
28	Paul GARTLAND	b	16:54.064	2:23.950
34	Timmy TURTLE	b	16:54.341	2:23.955
52	Andrew BROWN	b	16:54.801	2:24.026
46	Stephen WILSON	c	17:42.394	2:30.485

9

No	Name	G	Elapsed Time	Lap Time
16	John BURROWS	a	20:20.510	2:14.867
6	William DUNLOP	a	20:20.893	2:14.936
36	Michael PEARSON	a	20:27.539	2:15.909
71	Davy MORGAN	a	20:27.987	2:16.125
123	Michal DOKOUPIL	b	20:47.884	2:18.545
65	Michael SWEENEY	a	20:48.658	2:19.150
64	Stephen McKNIGHT	b	20:52.400	2:18.795
61	John WALSH	a	20:55.714	2:17.965
93	Paul CRANSTON	a	20:56.253	2:17.993
9	Wayne KIRWAN	a	21:04.127	2:22.233
150	William DAVISON	a	21:08.212	2:20.108
22	Stephen McLIVENNA	a	21:09.559	2:20.311
27	James McCANN	b	21:29.814	2:22.102
28	Paul GARTLAND	b	21:41.597	2:23.816
52	Andrew BROWN	b	21:41.919	2:23.574
34	Timmy TURTLE	b	21:44.082	2:24.989
46	Stephen WILSON	c	22:45.047	2:31.132

8

No	Name	G	Elapsed Time	Lap Time
16	John BURROWS	a	18:05.643	2:14.135
6	William DUNLOP	a	18:05.957	2:14.108
36	Michael PEARSON	a	18:11.630	2:15.440
71	Davy MORGAN	a	18:11.862	2:15.272
123	Michal DOKOUPIL	b	18:29.339	2:18.227
65	Michael SWEENEY	a	18:29.508	2:18.458
64	Stephen McKNIGHT	b	18:33.605	2:19.345
61	John WALSH	a	18:37.749	2:18.179
93	Paul CRANSTON	a	18:38.260	2:18.003
9	Wayne KIRWAN	a	18:41.894	2:20.066
150	William DAVISON	a	18:48.104	2:20.748
22	Stephen McLIVENNA	a	18:49.248	2:21.073
27	James McCANN	b	19:07.712	2:23.090
28	Paul GARTLAND	b	19:17.781	2:23.717
52	Andrew BROWN	b	19:18.345	2:23.544
34	Timmy TURTLE	b	19:19.093	2:24.752
46	Stephen WILSON	c	20:13.915	2:31.521

10

No	Name	G	Elapsed Time	Lap Time
6	William DUNLOP	a	22:32.554	2:11.661
16	John BURROWS	a	22:35.301	2:14.791
36	Michael PEARSON	a	22:41.050	2:13.511
71	Davy MORGAN	a	22:44.085	2:16.098
123	Michal DOKOUPIL	b	23:06.548	2:18.664
65	Michael SWEENEY	a	23:08.107	2:19.449
64	Stephen McKNIGHT	b	23:10.873	2:18.473
61	John WALSH	a	23:13.271	2:17.557
93	Paul CRANSTON	a	23:13.546	2:17.293
150	William DAVISON	a	23:27.331	2:19.119
9	Wayne KIRWAN	a	23:28.030	2:23.903
22	Stephen McLIVENNA	a	23:28.492	2:18.933
27	James McCANN	b	23:52.320	2:22.506
28	Paul GARTLAND	b	24:06.849	2:25.252
52	Andrew BROWN	b	24:07.062	2:25.143
34	Timmy TURTLE	b	24:10.006	2:25.924