



Friday 18th & Saturday 19th June 2010

promoted by Dungannon & District MCC
www.bushroadraces.com

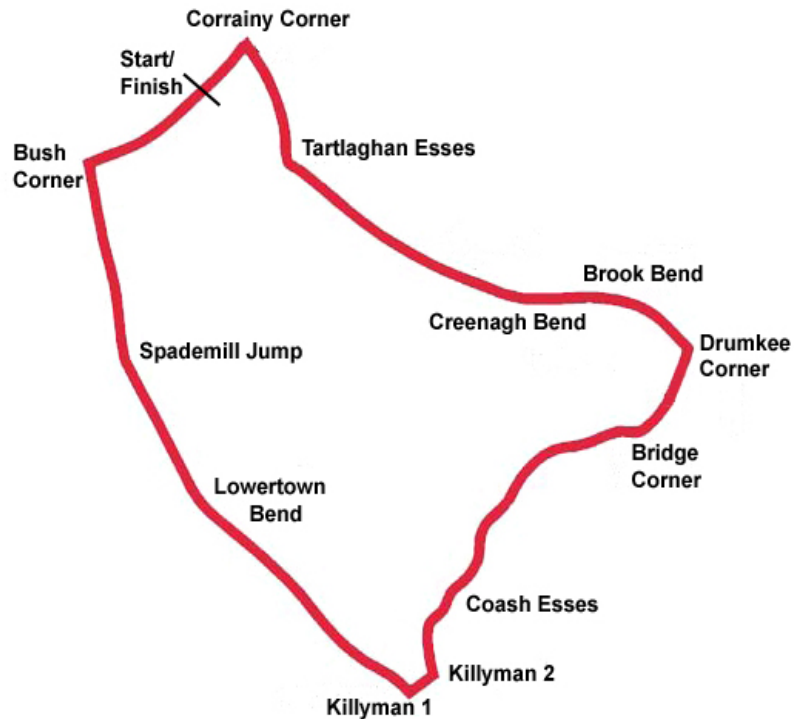
**H2 ENGINEERING / DUNGANNON & SOUTH
TYRONE BOROUGH COUNCIL
CLASSIC 500cc & 1000cc**



shopping ...
at the linen green
Ireland's First Factory
Outlet Village



Bush Circuit 3.3078 miles



LAP RECORDS

Class	Rider	Machine	m	s	mph	Year
125cc	Michael Dunlop	Honda	2	28.516	80.180	2007
250cc	Ryan Farquhar	Honda	2	20.882	84.525	2008
Supersport 400	Joe Phillips	Kawasaki	2	30.508	79.119	2008
Supertwins	Wayne Kirwan	Suzuki 650	2	30.472	79.138	2008
Supersport	Ryan Farquhar	Kawasaki	2	17.355	86.696	2009
Open 1000cc	Ryan Farquhar	Kawasaki	2	15.447	87.917	2009
	Michael Dunlop	Yamaha 600	2	15.447	87.917	2009
Senior Support	Benny Smith	Suzuki 750	2	24.178	82.593	2009
Junior Support	Wayne Hamilton	Honda 250	2	32.872	77.896	2009
Classic 1000cc	Robert McCrum	Weslake 850	2	40.470	74.208	2006
Classic 500cc	Neill McWhirter	Norton	2	37.104	75.797	2009
Classic 350cc	Adrian McFarland	Honda	2	40.433	74.225	2008
Classic 250cc	Geoff McMullan	Suzuki	2	52.574	69.003	2006

MOST WINS at BUSH ROAD RACE

Ryan Farquhar	6	2008-09
Conor Cummins	3	2007
Nigel Moore	3	2007-09

ALL TIME IRISH ROAD RACE WINNERS (after North West 200 2010)

Most Wins at All Irish Road Race Meetings			Most Wins at Irish National Road Race Meetings				
1.	Joey Dunlop	156	1971-00	1.	Ryan Farquhar	126*	1995-10
2.	Robert Dunlop	135	1980-08	2.	Joey Dunlop	119	1971-00
	Ryan Farquhar	135*	1995-10	3.	Robert Dunlop	111	1980-08
4.	Ray McCullough	109	1960-82	4.	Ray McCullough	99	1960-82
5.	Phillip McCallen	109	1987-99	5.	Phillip McCallen	84	1987-99

* pending appeal about result of the 125ccGP/Moto 450 race at Cookstown 100

H2 ENGINEERING BUSH ROAD RACES

CLASSIC 500cc / 1000cc


Qualifying

Friday, 18 June 2010



Pos	Class	No	Name	Machine / Sponsor	----- Best Lap -----			Laps	
					Time	Behind	Speed		
Qualifying Classification									
1	C1000	101	Robert McCRUM	Norton Weslake 950 - ATH	2:39.219		74.791	3	4
2	C500	36	Neill McWHIRTER	Manx Norton 500 - ATH	2:40.094	0.875	74.382	3	4
3	C1000	67	Mark McGAW	Seeley Weslake 850	2:41.511	2.292	73.729	4	4
4	C500	4	Billy LYLE	Drixton Honda 500 - Cairnduff	2:42.163	2.944	73.433	4	4
5	C500	8	Allan BREW	Seeley G50 496 - Mike & Dawn Jacobs	2:42.618	3.399	73.227	4	4
6	C1000	11	John SCOTT	R North Triumph 930	2:50.169	10.950	69.978	4	4
7	C500	2	Freddie STEWART	Seeley Weslake 500	2:50.994	11.775	69.640	2	4
8	C500	5	Gary JAMISON	Honda 500	2:51.666	12.447	69.368	3	4
9	C500	43	Alex McVICKER	Seeley G50 500	3:01.073	21.854	65.764	4	4
10	C500	20	Gary HUTTON	Seeley 500	3:06.310	27.091	63.915	4	4
11	C500	31	John JONES	Seeley Matchless 496	3:11.431	32.212	62.206	4	4
12	C500	143	Terence ANDERTON	Seeley 496	3:14.901	35.682	61.098	3	4
13	C500	34	Trevor STEWART	Honda 360	3:30.238	51.019	56.641	3	3
14	C500	68	Norman BOYD	Seeley Matchless 499	3:37.437	58.218	54.766	3	3

These Results are provisional and are subject to ratification by the Stewards of the Meeting.

Track	Bush	Signed		Organising Club	Dungannon & District MCC
Length(miles)	3.3078		Chief Timekeeper	Qualifying Started	20:18:32.391
Weather	Sunny	Issued At:	20:33:40		
Track	Dry				



MCUI
Ulster Centre
Timing
www.mcui-uc.org.uk



Powered by
e-Laps II
© 2008
Walter Marks

H2 ENGINEERING BUSH ROAD RACES



CLASSIC 500cc / 1000cc

Qualifying

Friday, 18 June 2010

DETAILED RESULT

Qualifying Classification

Position

1 101 Robert McCRUM

Behind

Best Time **2:39.219** Best Speed **74.791** On **3** Gp **a**

Lap	Elapsed Time	Lap Time	Lap Speed
1	3:14.415	3:14.415	61.251
2	5:55.869	2:41.454	73.755
3	8:35.088	2:39.219	74.791
4	11:15.717	2:40.629	74.134

2 36 Neill McWHIRTER

Behind **0.875**

Best Time **2:40.094** Best Speed **74.382** On **3** Gp **a**

Lap	Elapsed Time	Lap Time	Lap Speed
1	3:11.192	3:11.192	62.283
2	5:56.956	2:45.764	71.838
3	8:37.050	2:40.094	74.382
4	11:17.196	2:40.146	74.358

3 67 Mark McGAW

Behind **2.292**

Best Time **2:41.511** Best Speed **73.729** On **4** Gp **a**

Lap	Elapsed Time	Lap Time	Lap Speed
1	3:04.095	3:04.095	64.684
2	5:50.852	2:46.757	71.410
3	8:34.882	2:44.030	72.597
4	11:16.393	2:41.511	73.729

4 4 Billy LYLE

Behind **2.944**

Best Time **2:42.163** Best Speed **73.433** On **4** Gp **a**

Lap	Elapsed Time	Lap Time	Lap Speed
1	3:09.200	3:09.200	62.939
2	5:55.547	2:46.347	71.586
3	8:38.468	2:42.921	73.091
4	11:20.631	2:42.163	73.433

5 8 Allan BREW

Behind **3.399**

Best Time **2:42.618** Best Speed **73.227** On **4** Gp **a**

Lap	Elapsed Time	Lap Time	Lap Speed
1	3:36.937	3:36.937	54.892
2	6:33.111	2:56.174	67.593
3	9:22.287	2:49.176	70.389
4	12:04.905	2:42.618	73.227

Qualifying Classification

Position

6 11 John SCOTT

Behind **10.950**

Best Time **2:50.169** Best Speed **69.978** On **4** Gp **a**

Lap	Elapsed Time	Lap Time	Lap Speed
1	3:35.791	3:35.791	55.183
2	6:29.675	2:53.884	68.483
3	9:22.610	2:52.935	68.859
4	12:12.779	2:50.169	69.978

7 2 Freddie STEWART

Behind **11.775**

Best Time **2:50.994** Best Speed **69.640** On **2** Gp **a**

Lap	Elapsed Time	Lap Time	Lap Speed
1	3:08.640	3:08.640	63.126
2	5:59.634	2:50.994	69.640
3	8:50.875	2:51.241	69.540
4	11:43.551	2:52.676	68.962

8 5 Gary JAMISON

Behind **12.447**

Best Time **2:51.666** Best Speed **69.368** On **3** Gp **a**

Lap	Elapsed Time	Lap Time	Lap Speed
1	3:27.792	3:27.792	57.308
2	6:20.534	2:52.742	68.936
3	9:12.200	2:51.666	69.368
4	12:23.861	3:11.661	62.131

9 43 Alex McVICKER

Behind **21.854**

Best Time **3:01.073** Best Speed **65.764** On **4** Gp **a**

Lap	Elapsed Time	Lap Time	Lap Speed
1	3:33.787	3:33.787	55.701
2	6:44.929	3:11.142	62.300
3	9:56.672	3:11.743	62.104
4	12:57.745	3:01.073	65.764

10 20 Gary HUTTON

Behind **27.091**

Best Time **3:06.310** Best Speed **63.915** On **4** Gp **a**

Lap	Elapsed Time	Lap Time	Lap Speed
1	3:54.936	3:54.936	50.686
2	7:03.585	3:08.649	63.123
3	10:12.440	3:08.855	63.054
4	13:18.750	3:06.310	63.915



H2 ENGINEERING BUSH ROAD RACES



CLASSIC 500cc / 1000cc

Qualifying

Friday, 18 June 2010

DETAILED RESULT

Qualifying Classification

Position

11 31 John JONES

Behind 32.212

Best Time 3:11.431 Best Speed 62.206 On 4 Gp a

Lap	Elapsed Time	Lap Time	Lap Speed
1	3:31.434	3:31.434	56.321
2	6:43.494	3:12.060	62.002
3	9:55.466	3:11.972	62.030
4	13:06.897	3:11.431	62.206

12 143 Terence ANDERTON

Behind 35.682

Best Time 3:14.901 Best Speed 61.098 On 3 Gp a

Lap	Elapsed Time	Lap Time	Lap Speed
1	4:04.630	4:04.630	48.678
2	7:23.266	3:18.636	59.949
3	10:38.167	3:14.901	61.098
4	13:55.939	3:17.772	60.211

13 34 Trevor STEWART

Behind 51.019

Best Time 3:30.238 Best Speed 56.641 On 3 Gp a

Lap	Elapsed Time	Lap Time	Lap Speed
1	3:56.212	3:56.212	50.413
2	7:27.817	3:31.605	56.275
3	10:58.055	3:30.238	56.641

14 68 Norman BOYD

Behind 58.218

Best Time 3:37.437 Best Speed 54.766 On 3 Gp a

Lap	Elapsed Time	Lap Time	Lap Speed
1	4:12.825	4:12.825	47.100
2	7:56.461	3:43.636	53.248
3	11:33.898	3:37.437	54.766

H2 ENGINEERING BUSH ROAD RACE

CLASSIC 500cc/1000cc

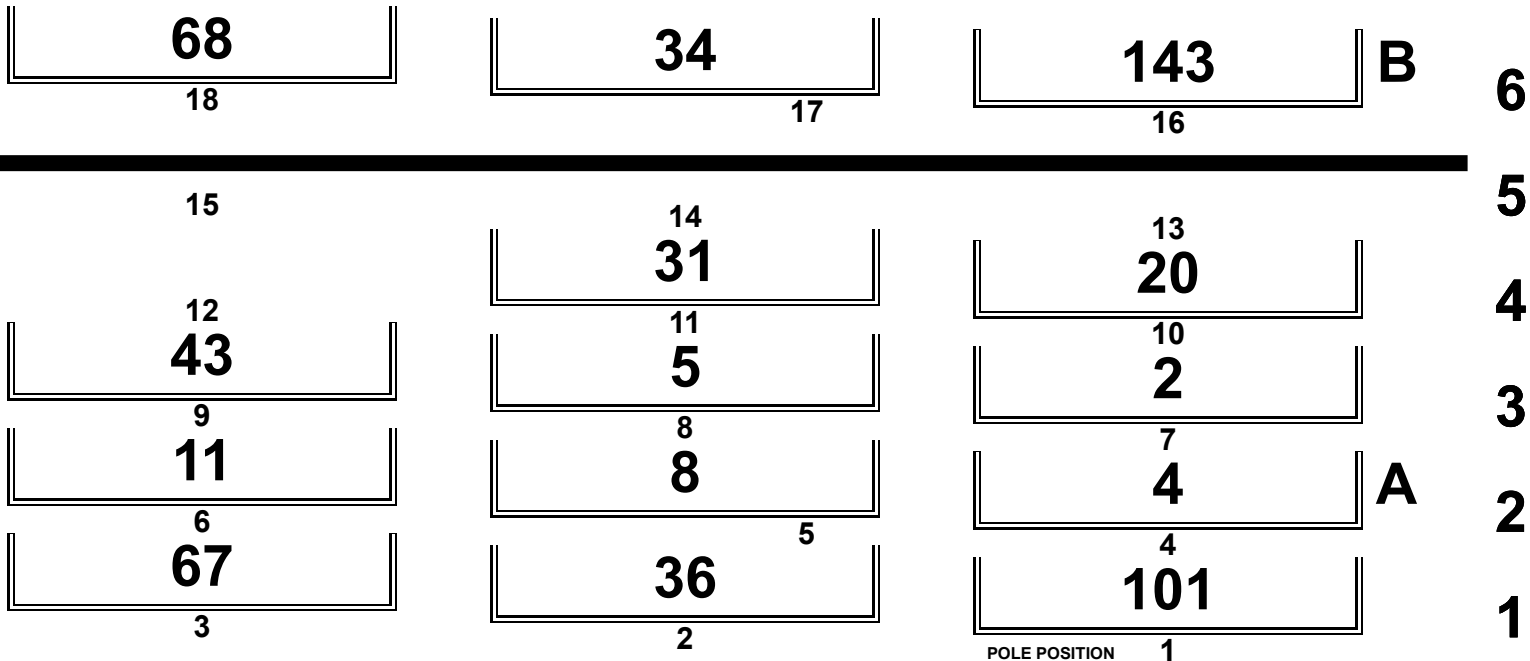
Bush 3.308 Miles

R9: H2 Enineering/Dungannon & S Tyrone Council Senior Classic

19/06/2010 14:30

Race (8 Laps)

Race 9 - SENIOR CLASSIC



Provisional result subject to confirmation by the Stewards of the Meeting

Orbits

Promoted by Dungannon and District Motorrcycle Club

www.amb-it.com

MCUI (Ulster Centre) Timing

www.mylaps.com

www.elaps-timing.com

Licensed to: MCUI

H2 ENGINEERING BUSH ROAD RACES

CLASSIC 500cc / 1000cc

Race 9 - H2 Engineering / Dungannon & S Tyrone Council Senior Cla

Saturday, 19 June 2010



Pos	Class	No	Name	Machine / Sponsor	Gp	Laps	Total Time	Behind	Speed	-----Best Lap-----		
										Time	Speed	On

Race Classification

1	C1000	101	Robert McCRUM	Norton Weslake 950 - ATH	a	8	20:32.431		77.298	2:31.924	78.382	7
2	C500	36	Neill McWHIRTER	Manx Norton 500 - ATH	a	8	20:34.561	2.130	77.165	2:31.551	78.575	7
3	C500	8	Allan BREW	Seeley G50 496 - Mike & Dawn Jacobs	a	8	21:19.343	46.912	74.464	2:38.020	75.358	6
4	C1000	11	John SCOTT	R North Triumph 930	a	8	22:29.681	1:57.250	70.583	2:45.010	72.166	7
5	C500	20	Gary HUTTON	Seeley 500	a	7	20:34.940	1 Lap	67.498	2:53.672	68.566	6
6	C500	31	John JONES	Seeley Matchless 496	a	7	20:35.935	0.995	67.444	2:54.035	68.423	5
7	C500	143	Terence ANDERTON	Seeley 496	b	7	21:36.786	1:01.846	64.279	3:01.584	65.579	7
8	C500	68	Norman BOYD	Seeley Matchless 499	b	6	20:24.876	2 Laps	58.331	3:16.477	60.608	6


Fastest Lap / New Lap Record 78.575 mph (Previously 75.797 mph)

C500	36	Neill McWHIRTER	Manx Norton 500 - ATH	a						2:31.551	78.575	7
------	----	-----------------	-----------------------	---	--	--	--	--	--	----------	--------	---

Not Classified

DNF	C500	4	Billy LYLE	Drixton Honda 500 - Cairnduff	a	5	13:42.160	3 Laps	72.419	2:40.022	74.415	4
DNF	C500	2	Freddie STEWART	Seeley Weslake 500	a	5	14:12.913	30.753	69.808	2:47.273	71.189	5
DNF	C1000	67	Mark McGAW	Seeley Weslake 850	a	1	2:39.458	7 Laps	74.678	2:39.458	74.678	1

These Results are provisional and are subject to ratification by the Stewards of the Meeting.

Track	Bush	Signed		Organising Club	Dungannon & District MCC
Length(miles)	3.3078		Chief Timekeeper	Warmup Started	
Weather	Sunny			Race Started	15:25:12.442
Track	Dry	Issued At:	15:50:24	Gp Time Diff - b	20.46



MCUI
Ulster Centre
Timing
www.mcui-uc.org.uk



Powered by
e-Laps II
© 2008
Walter Marks

H2 ENGINEERING BUSH ROAD RACES

CLASSIC 500cc / 1000cc

Race 9 - H2 Engineering / Dungannon & S Tyrone Council Senior CI

Saturday, 19 June 2010

DETAILED RESULT



Race Classification

1 101 Robert McCRUM

Total Time **20:32.431** Avg Speed **77.298** Behind
Best Time **2:31.924** Best Speed **78.382** On 7 Gp a

Lap	Elapsed Time	Lap Time	Lap Speed
1	2:38.840	2:38.840	74.969
2	5:13.401	2:34.561	77.045
3	7:46.953	2:33.552	77.551
4	10:21.820	2:34.867	76.892
5	12:55.312	2:33.492	77.581
6	15:27.843	2:32.531	78.070
7	17:59.767	2:31.924	78.382
8	20:32.431	2:32.664	78.002

2 36 Neill McWHIRTER

Total Time **20:34.561** Avg Speed **77.165** Behind **2.130**
Best Time **2:31.551** Best Speed **78.575** On 7 Gp a

Lap	Elapsed Time	Lap Time	Lap Speed
1	2:41.044	2:41.044	73.943
2	5:16.224	2:35.180	76.737
3	7:49.006	2:32.782	77.942
4	10:22.941	2:33.935	77.358
5	12:56.747	2:33.806	77.423
6	15:29.600	2:32.853	77.905
7	18:01.151	2:31.551	78.575
8	20:34.561	2:33.410	77.623

3 8 Allan BREW

Total Time **21:19.343** Avg Speed **74.464** Behind **46.912**
Best Time **2:38.020** Best Speed **75.358** On 6 Gp a

Lap	Elapsed Time	Lap Time	Lap Speed
1	2:44.189	2:44.189	72.527
2	5:22.844	2:38.655	75.056
3	8:02.027	2:39.183	74.807
4	10:42.228	2:40.201	74.332
5	13:20.847	2:38.619	75.073
6	15:58.867	2:38.020	75.358
7	18:40.084	2:41.217	73.864
8	21:19.343	2:39.259	74.772

Race Classification

4 11 John SCOTT

Total Time **22:29.681** Avg Speed **70.583** Behind **1:57.250**
Best Time **2:45.010** Best Speed **72.166** On 7 Gp a

Lap	Elapsed Time	Lap Time	Lap Speed
1	2:53.402	2:53.402	68.673
2	5:45.926	2:52.524	69.023
3	8:35.843	2:49.917	70.082
4	11:24.502	2:48.659	70.604
5	14:10.962	2:46.460	71.537
6	16:57.635	2:46.673	71.446
7	19:42.645	2:45.010	72.166
8	22:29.681	2:47.036	71.291

5 20 Gary HUTTON

Total Time **20:34.940** Avg Speed **67.498** Behind **1 Lap**
Best Time **2:53.672** Best Speed **68.566** On 6 Gp a

Lap	Elapsed Time	Lap Time	Lap Speed
1	3:05.282	3:05.282	64.270
2	6:02.375	2:57.093	67.242
3	8:57.370	2:54.995	68.048
4	11:51.703	2:54.333	68.307
5	14:46.319	2:54.616	68.196
6	17:39.991	2:53.672	68.566
7	20:34.940	2:54.949	68.066

6 31 John JONES

Total Time **20:35.935** Avg Speed **67.444** Behind **0.995**
Best Time **2:54.035** Best Speed **68.423** On 5 Gp a

Lap	Elapsed Time	Lap Time	Lap Speed
1	3:05.982	3:05.982	64.028
2	6:02.653	2:56.671	67.403
3	8:57.737	2:55.084	68.014
4	11:52.608	2:54.871	68.096
5	14:46.643	2:54.035	68.423
6	17:40.695	2:54.052	68.417
7	20:35.935	2:55.240	67.953

7 143 Terence ANDERTON

Total Time **21:36.786** Avg Speed **64.279** Behind **1:01.846**
Best Time **3:01.584** Best Speed **65.579** On 7 Gp b

Lap	Elapsed Time	Lap Time	Lap Speed
1	3:14.270	3:14.270	61.297
2	6:20.111	3:05.841	64.077
3	9:23.901	3:03.790	64.792
4	12:27.440	3:03.539	64.880
5	15:32.296	3:04.856	64.418
6	18:35.202	3:02.906	65.105
7	21:36.786	3:01.584	65.579



MCUI
Ulster Centre
Timing
www.mcui-uc.org.uk



Powered by
e-Laps II
© 2008
Walter Marks

H2 ENGINEERING BUSH ROAD RACES

CLASSIC 500cc / 1000cc

Race 9 - H2 Engineering / Dungannon & S Tyrone Council Senior CI

Saturday, 19 June 2010

DETAILED RESULT



Race Classification

8 68 Norman BOYD

Total Time **20:24.876** Avg Speed **58.331** Behind **2 Laps**

Best Time **3:16.477** Best Speed **60.608** On **6** Gp **b**

Lap	Elapsed Time	Lap Time	Lap Speed
1	3:36.721	3:36.721	54.947
2	7:04.475	3:27.754	57.318
3	10:29.726	3:25.251	58.017
4	13:48.433	3:18.707	59.928
5	17:08.399	3:19.966	59.551
6	20:24.876	3:16.477	60.608

Not Classified

DNF 4 Billy LYLE

Total Time **13:42.160** Avg Speed **72.419** Behind **3 Laps**

Best Time **2:40.022** Best Speed **74.415** On **4** Gp **a**

Lap	Elapsed Time	Lap Time	Lap Speed
1	2:47.268	2:47.268	71.192
2	5:29.117	2:41.849	73.575
3	8:09.665	2:40.548	74.171
4	10:49.687	2:40.022	74.415
5	13:42.160	2:52.473	69.043

DNF 2 Freddie STEWART

Total Time **14:12.913** Avg Speed **69.808** Behind **30.753**

Best Time **2:47.273** Best Speed **71.189** On **5** Gp **a**

Lap	Elapsed Time	Lap Time	Lap Speed
1	2:55.358	2:55.358	67.907
2	5:46.216	2:50.858	69.696
3	8:37.277	2:51.061	69.613
4	11:25.640	2:48.363	70.729
5	14:12.913	2:47.273	71.189

DNF 67 Mark McGAW

Total Time **2:39.458** Avg Speed **74.678** Behind **7 Laps**

Best Time **2:39.458** Best Speed **74.678** On **1** Gp **a**

Lap	Elapsed Time	Lap Time	Lap Speed
1	2:39.458	2:39.458	74.678

H2 ENGINEERING BUSH ROAD RACES

CLASSIC 500cc / 1000cc

Race 9 - H2 Engineering / Dungannon & S Tyrone Council Senior Cla

LAP CHART



1				
No	Name	G	Elapsed Time	Lap Time
101	Robert McCRUM	a	2:38.840	2:38.840
67	Mark McGAW	a	2:39.458	2:39.458
36	Neill McWHIRTER	a	2:41.044	2:41.044
8	Allan BREW	a	2:44.189	2:44.189
4	Billy LYLE	a	2:47.268	2:47.268
11	John SCOTT	a	2:53.402	2:53.402
2	Freddie STEWART	a	2:55.358	2:55.358
20	Gary HUTTON	a	3:05.282	3:05.282
31	John JONES	a	3:05.982	3:05.982
143	Terence ANDERTON	b	3:14.270	3:14.270
68	Norman BOYD	b	3:36.721	3:36.721

2				
No	Name	G	Elapsed Time	Lap Time
101	Robert McCRUM	a	5:13.401	2:34.561
36	Neill McWHIRTER	a	5:16.224	2:35.180
8	Allan BREW	a	5:22.844	2:38.655
4	Billy LYLE	a	5:29.117	2:41.849
11	John SCOTT	a	5:45.926	2:52.524
2	Freddie STEWART	a	5:46.216	2:50.858
20	Gary HUTTON	a	6:02.375	2:57.093
31	John JONES	a	6:02.653	2:56.671
143	Terence ANDERTON	b	6:20.111	3:05.841
68	Norman BOYD	b	7:04.475	3:27.754

3				
No	Name	G	Elapsed Time	Lap Time
101	Robert McCRUM	a	7:46.953	2:33.552
36	Neill McWHIRTER	a	7:49.006	2:32.782
8	Allan BREW	a	8:02.027	2:39.183
4	Billy LYLE	a	8:09.665	2:40.548
11	John SCOTT	a	8:35.843	2:49.917
2	Freddie STEWART	a	8:37.277	2:51.061
20	Gary HUTTON	a	8:57.370	2:54.995
31	John JONES	a	8:57.737	2:55.084
143	Terence ANDERTON	b	9:23.901	3:03.790
68	Norman BOYD	b	10:29.726	3:25.251

4				
No	Name	G	Elapsed Time	Lap Time
101	Robert McCRUM	a	10:21.820	2:34.867
36	Neill McWHIRTER	a	10:22.941	2:33.935
8	Allan BREW	a	10:42.228	2:40.201
4	Billy LYLE	a	10:49.687	2:40.022
11	John SCOTT	a	11:24.502	2:48.659
2	Freddie STEWART	a	11:25.640	2:48.363
20	Gary HUTTON	a	11:51.703	2:54.333
31	John JONES	a	11:52.608	2:54.871
143	Terence ANDERTON	b	12:27.440	3:03.539
68	Norman BOYD	b	13:48.433	3:18.707

5				
No	Name	G	Elapsed Time	Lap Time
101	Robert McCRUM	a	12:55.312	2:33.492
36	Neill McWHIRTER	a	12:56.747	2:33.806
8	Allan BREW	a	13:20.847	2:38.619
4	Billy LYLE	a	13:42.160	2:52.473
11	John SCOTT	a	14:10.962	2:46.460
2	Freddie STEWART	a	14:12.913	2:47.273
20	Gary HUTTON	a	14:46.319	2:54.616
31	John JONES	a	14:46.643	2:54.035
143	Terence ANDERTON	b	15:32.296	3:04.856
68	Norman BOYD	b	17:08.399	3:19.966

6				
No	Name	G	Elapsed Time	Lap Time
101	Robert McCRUM	a	15:27.843	2:32.531
36	Neill McWHIRTER	a	15:29.600	2:32.853
8	Allan BREW	a	15:58.867	2:38.020
11	John SCOTT	a	16:57.635	2:46.673
20	Gary HUTTON	a	17:39.991	2:53.672
31	John JONES	a	17:40.695	2:54.052
143	Terence ANDERTON	b	18:35.202	3:02.906
68	Norman BOYD	b	20:24.876	3:16.477

7				
No	Name	G	Elapsed Time	Lap Time
101	Robert McCRUM	a	17:59.767	2:31.924
36	Neill McWHIRTER	a	18:01.151	2:31.551
8	Allan BREW	a	18:40.084	2:41.217
11	John SCOTT	a	19:42.645	2:45.010
20	Gary HUTTON	a	20:34.940	2:54.949
31	John JONES	a	20:35.935	2:55.240
143	Terence ANDERTON	b	21:36.786	3:01.584

8				
No	Name	G	Elapsed Time	Lap Time
101	Robert McCRUM	a	20:32.431	2:32.664
36	Neill McWHIRTER	a	20:34.561	2:33.410
8	Allan BREW	a	21:19.343	2:39.259
11	John SCOTT	a	22:29.681	2:47.036

IRISH ROAD RACE CLASSIC 1000cc (subject to confirmation)

2010

Pos	No.	Name	Total	Diff	Gap	#1 #2	
						R1	R1
1	101	Robert McCRUM	45	0	0	20	25
2	67	Mark McGAW	25	20	20	25	x
3	11	John SCOTT	20	25	5	x	20
4	12	Richard FORD	16	29	4	16	x

Event Legend

#1	23/04/2010	ROYAL HOTEL & BRAESIDE COOKSTOWN 100	#2	18/06/2010	H2 ENGINEERING BUSH ROAD RACE
----	-------------------	--------------------------------------	----	-------------------	-------------------------------

IRISH ROAD RACE CLASSIC 500cc (subject to confirmation)

2010

Pos	No.	Name	Total	Diff	Gap	#1 #2	
						R1	R1
1	36	Neill McWHIRTER	50	0	0	25	25
2	8	Allan BREW	40	10	10	20	20
3	20	Gary HUTTON	20	30	20	4	16
4	105	Steve LINSDELL	16	34	4	16	x
5	31	John JONES	13	37	3	x	13
6	61	Wattie BROWN	13	37	0	13	x
7	143	Terence ANDERTON	11	39	2	x	11
8	50	Gary JAMISON	11	39	0	11	x
9	68	Norman BOYD	10	40	1	x	10
10	4	Billy LYLE	10	40	0	10	x
11	57	Stuart GARTON	9	41	1	9	x
12	56	Alex CONROY	8	42	1	8	x
13	2	Freddie STEWART	7	43	1	7	x
14	59	Anthony AMBLER	6	44	1	6	x
15	5	John JONES	5	45	1	5	x
16	27	Trevor RUFUS	3	47	2	3	x
17	43	Alex McVICKER	2	48	1	2	x
18	45	Les CROSS	1	49	1	1	x

Event Legend

#1	23/04/2010	ROYAL HOTEL & BRAESIDE COOKSTOWN 100	#2	18/06/2010	H2 ENGINEERING BUSH ROAD RACE
----	-------------------	--------------------------------------	----	-------------------	-------------------------------