



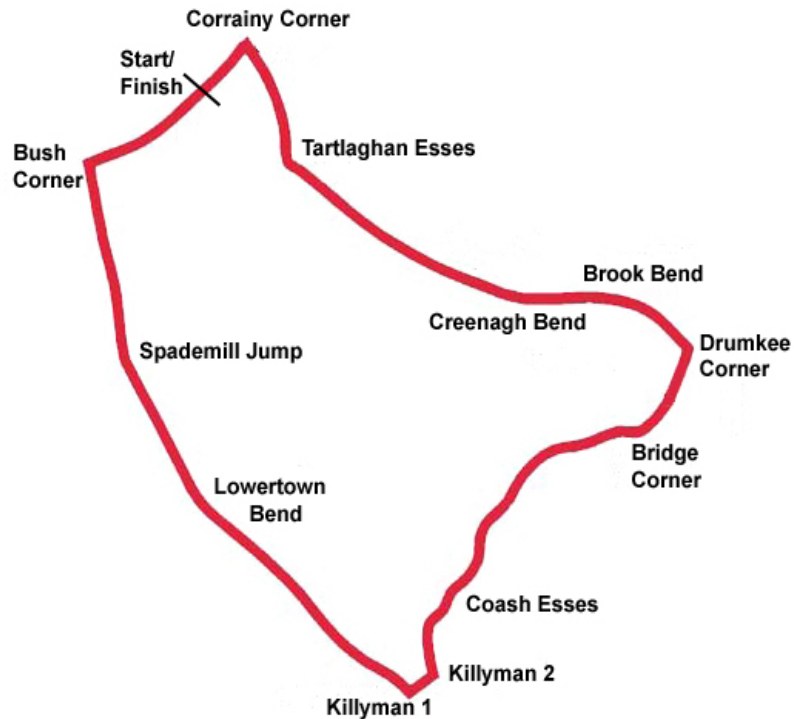
Friday 18th & Saturday 19th June 2010

promoted by Dungannon & District MCC
www.bushroadraces.com

CLINTON ENTERPRISES
CLASSIC 250cc & 350cc



Bush Circuit 3.3078 miles



LAP RECORDS

Class	Rider	Machine	m	s	mph	Year
125cc	Michael Dunlop	Honda	2	28.516	80.180	2007
250cc	Ryan Farquhar	Honda	2	20.882	84.525	2008
Supersport 400	Joe Phillips	Kawasaki	2	30.508	79.119	2008
Supertwins	Wayne Kirwan	Suzuki 650	2	30.472	79.138	2008
Supersport	Ryan Farquhar	Kawasaki	2	17.355	86.696	2009
Open 1000cc	Ryan Farquhar	Kawasaki	2	15.447	87.917	2009
	Michael Dunlop	Yamaha 600	2	15.447	87.917	2009
Senior Support	Benny Smith	Suzuki 750	2	24.178	82.593	2009
Junior Support	Wayne Hamilton	Honda 250	2	32.872	77.896	2009
Classic 1000cc	Robert McCrum	Weslake 850	2	40.470	74.208	2006
Classic 500cc	Neill McWhirter	Norton	2	37.104	75.797	2009
Classic 350cc	Adrian McFarland	Honda	2	40.433	74.225	2008
Classic 250cc	Geoff McMullan	Suzuki	2	52.574	69.003	2006

MOST WINS at BUSH ROAD RACE

Ryan Farquhar	6	2008-09
Conor Cummins	3	2007
Nigel Moore	3	2007-09

ALL TIME IRISH ROAD RACE WINNERS (after North West 200 2010)

Most Wins at All Irish Road Race Meetings			Most Wins at Irish National Road Race Meetings				
1.	Joey Dunlop	156	1971-00	1.	Ryan Farquhar	126*	1995-10
2.	Robert Dunlop	135	1980-08	2.	Joey Dunlop	119	1971-00
	Ryan Farquhar	135*	1995-10	3.	Robert Dunlop	111	1980-08
4.	Ray McCullough	109	1960-82	4.	Ray McCullough	99	1960-82
5.	Phillip McCallen	109	1987-99	5.	Phillip McCallen	84	1987-99

* pending appeal about result of the 125ccGP/Moto 450 race at Cookstown 100

H2 ENGINEERING BUSH ROAD RACES

CLASSIC 250cc / 350cc


Qualifying

Friday, 18 June 2010



Pos	Class	No	Name	Machine / Sponsor	----- Best Lap -----			Laps
					Time	Behind	Speed	
Qualifying Classification								
1	C350	2	Freddie STEWART	Honda 350	2:50.883		69.686	5
2	C350	67	Mark McGAW	Honda 350	2:50.887	0.004	69.684	5
3	C350	4	Billy LYLE	Honda 350 - Stewart	2:52.298	1.415	69.113	5
4	C350	8	Allan BREW	Drixton Aermacchi 349 - M & D Jacobs	2:52.596	1.713	68.994	4
5	C350	211	Tim STEPHENSON	Seeley Honda 350 - John Bell	2:52.792	1.909	68.916	4
6	C250	14	Jeff WARD	Suzuki 250 - Jeff Carbutt	2:55.258	4.375	67.946	5
7	C350	110	Denis GALLAGHER	Drixton Honda 350	2:55.690	4.807	67.779	4
8	C250	40	Barry DAVIDSON	Honda 198 - Dempster	2:57.697	6.814	67.013	5
9	C350	18	Thomas HOGG	Honda 350 - Leonard	2:57.746	6.863	66.995	5
10	C350	24	George STINSON	Honda 350	2:58.959	8.076	66.541	5
11	C250	76	Philip SHAW	Suzuki 250	2:59.368	8.485	66.389	3
12	C250	43	Alex McVICKER	Honda 250 - John Ennis	3:03.104	12.221	65.035	5
13	C350	98	Trevor BLACK	Honda 350	3:05.806	14.923	64.089	3
14	C250	34	Trevor STEWART	Honda 250 - TJR Racing	3:34.706	43.823	55.462	4
15	C250	69	Allen GIBSON	Villiers 247	3:45.772	54.889	52.744	4
16	C250	83	Thomas CRAIG	Suzuki 250	4:00.472	1:09.589	49.520	2

These Results are provisional and are subject to ratification by the Stewards of the Meeting.

Track	Bush	Signed		Organising Club	Dungannon & District MCC
Length(miles)	3.3078		Chief Timekeeper	Qualifying Started	0.000
Weather	Sunny	Issued At:	18:05:24		
Track	Dry				



MCUI
Ulster Centre
Timing
www.mcui-uc.org.uk



Powered by
e-Laps II
© 2008
Walter Marks

H2 ENGINEERING BUSH ROAD RACES



CLASSIC 250cc / 350cc

Qualifying

Friday, 18 June 2010

DETAILED RESULT

Qualifying Classification

Position

1 **2 Freddie STEWART**

Behind

Best Time **2:50.883** Best Speed **69.686** On 5 Gp a

Lap	Elapsed Time	Lap Time	Lap Speed
1	17:48:43.917	17:48:43.917	0.000
2	17:51:51.891	3:07.974	63.350
3	17:54:45.465	2:53.574	68.605
4	17:57:37.479	2:52.014	69.227
5	18:00:28.362	2:50.883	69.686

2 **67 Mark McGAW**

Behind **0.004**

Best Time **2:50.887** Best Speed **69.684** On 5 Gp a

Lap	Elapsed Time	Lap Time	Lap Speed
1	17:48:46.334	17:48:46.334	0.000
2	17:51:50.503	3:04.169	64.658
3	17:54:44.131	2:53.628	68.584
4	17:57:36.422	2:52.291	69.116
5	18:00:27.309	2:50.887	69.684

3 **4 Billy LYLE**

Behind **1.415**

Best Time **2:52.298** Best Speed **69.113** On 5 Gp a

Lap	Elapsed Time	Lap Time	Lap Speed
1	17:48:50.889	17:48:50.889	0.000
2	17:51:58.850	3:07.961	63.354
3	17:54:58.145	2:59.295	66.416
4	17:57:51.329	2:53.184	68.760
5	18:00:43.627	2:52.298	69.113

4 **8 Allan BREW**

Behind **1.713**

Best Time **2:52.596** Best Speed **68.994** On 4 Gp a

Lap	Elapsed Time	Lap Time	Lap Speed
1	17:48:47.636	17:48:47.636	0.000
2	17:51:58.359	3:10.723	62.437
3	17:54:55.227	2:56.868	67.327
4	17:57:47.823	2:52.596	68.994
5	18:00:40.904	2:53.081	68.801

Qualifying Classification

Position

5 **211 Tim STEPHENSON**

Behind **1.909**

Best Time **2:52.792** Best Speed **68.916** On 4 Gp a

Lap	Elapsed Time	Lap Time	Lap Speed
1	17:48:53.426	17:48:53.426	0.000
2	17:51:59.254	3:05.828	64.081
3	17:54:54.973	2:55.719	67.768
4	17:57:47.765	2:52.792	68.916
5	18:00:40.737	2:52.972	68.844

6 **14 Jeff WARD**

Behind **4.375**

Best Time **2:55.258** Best Speed **67.946** On 5 Gp a

Lap	Elapsed Time	Lap Time	Lap Speed
1	17:48:54.953	17:48:54.953	0.000
2	17:52:02.025	3:07.072	63.655
3	17:55:00.192	2:58.167	66.837
4	17:58:09.597	3:09.405	62.871
5	18:01:04.855	2:55.258	67.946

7 **110 Denis GALLAGHER**

Behind **4.807**

Best Time **2:55.690** Best Speed **67.779** On 4 Gp a

Lap	Elapsed Time	Lap Time	Lap Speed
1	17:48:42.200	17:48:42.200	0.000
2	17:51:53.854	3:11.654	62.133
3	17:54:50.255	2:56.401	67.506
4	17:57:45.945	2:55.690	67.779
5	18:00:43.320	2:57.375	67.135

8 **40 Barry DAVIDSON**

Behind **6.814**

Best Time **2:57.697** Best Speed **67.013** On 5 Gp a

Lap	Elapsed Time	Lap Time	Lap Speed
1	17:48:55.462	17:48:55.462	0.000
2	17:52:17.100	3:21.638	59.057
3	17:55:20.675	3:03.575	64.868
4	17:58:19.254	2:58.579	66.682
5	18:01:16.951	2:57.697	67.013

H2 ENGINEERING BUSH ROAD RACES



CLASSIC 250cc / 350cc

Qualifying

Friday, 18 June 2010

DETAILED RESULT

Qualifying Classification

Position

9 18 Thomas HOGG

Behind 6.863

Best Time 2:57.746 Best Speed 66.995 On 5 Gp a

Lap	Elapsed Time	Lap Time	Lap Speed
1	17:48:57.438	17:48:57.438	0.000
2	17:52:17.573	3:20.135	59.500
3	17:55:21.181	3:03.608	64.856
4	17:58:19.634	2:58.453	66.730
5	18:01:17.380	2:57.746	66.995

Qualifying Classification

Position

13 98 Trevor BLACK

Behind 14.923

Best Time 3:05.806 Best Speed 64.089 On 3 Gp a

Lap	Elapsed Time	Lap Time	Lap Speed
1	17:48:59.284	17:48:59.284	0.000
2	17:52:23.920	3:24.636	58.192
3	17:55:29.726	3:05.806	64.089

10 24 George STINSON

Behind 8.076

Best Time 2:58.959 Best Speed 66.541 On 5 Gp a

Lap	Elapsed Time	Lap Time	Lap Speed
1	17:48:44.471	17:48:44.471	0.000
2	17:51:56.881	3:12.410	61.889
3	17:54:57.453	3:00.572	65.946
4	17:57:57.333	2:59.880	66.200
5	18:00:56.292	2:58.959	66.541

11 76 Philip SHAW

Behind 8.485

Best Time 2:59.368 Best Speed 66.389 On 3 Gp a

Lap	Elapsed Time	Lap Time	Lap Speed
1	17:48:46.685	17:48:46.685	0.000
2	17:51:54.800	3:08.115	63.302
3	17:54:54.168	2:59.368	66.389
4	17:57:56.070	3:01.902	65.464
5	18:00:56.770	3:00.700	65.900

12 43 Alex McVICKER

Behind 12.221

Best Time 3:03.104 Best Speed 65.035 On 5 Gp a

Lap	Elapsed Time	Lap Time	Lap Speed
1	17:48:38.779	17:48:38.779	0.000
2	17:51:58.215	3:19.436	59.709
3	17:55:05.495	3:07.280	63.584
4	17:58:09.458	3:03.963	64.731
5	18:01:12.562	3:03.104	65.035

14 34 Trevor STEWART

Behind 43.823

Best Time 3:34.706 Best Speed 55.462 On 4 Gp a

Lap	Elapsed Time	Lap Time	Lap Speed
1	17:48:56.679	17:48:56.679	0.000
2	17:52:50.883	3:54.204	50.845
3	17:56:27.732	3:36.849	54.914
4	18:00:02.438	3:34.706	55.462

15 69 Allen GIBSON

Behind 54.889

Best Time 3:45.772 Best Speed 52.744 On 4 Gp a

Lap	Elapsed Time	Lap Time	Lap Speed
1	17:48:57.805	17:48:57.805	0.000
2	17:52:50.425	3:52.620	51.191
3	17:56:36.523	3:46.098	52.668
4	18:00:22.295	3:45.772	52.744

16 83 Thomas CRAIG

Behind 1:09.589

Best Time 4:00.472 Best Speed 49.520 On 2 Gp a

Lap	Elapsed Time	Lap Time	Lap Speed
1	17:48:56.310	17:48:56.310	0.000
2	17:52:56.782	4:00.472	49.520



H2 ENGINEERING BUSH ROAD RACES

CLASSIC 250cc / 350cc

Race 2 - Clinton Enterprises Junior Classic

Saturday, 19 June 2010



Pos	Class	No	Name	Machine / Sponsor	Gp	Laps	Total Time	Behind	Speed	-----Best Lap-----		
										Time	Speed	On
1	C350	18	Thomas HOGG	Honda 350 - Leonard	a	8	22:15.408		71.337	2:42.952	73.077	6
2	C350	67	Mark McGAW	Honda 350	a	8	22:16.144	0.736	71.298	2:43.195	72.968	3
3	C350	211	Tim STEPHENSON	Seeley Honda 350 - John Bell	a	8	22:20.256	4.848	71.079	2:45.651	71.887	5
4	C350	2	Freddie STEWART	Honda 350	a	8	22:31.454	16.046	70.490	2:46.355	71.582	3
5	C350	110	Denis GALLAGHER	Drixton Honda 350	a	8	23:10.359	54.951	68.518	2:50.256	69.942	7
6	C350	24	George STINSON	Honda 350	a	8	23:10.479	55.071	68.512	2:50.038	70.032	8
7	C250	40	Barry DAVIDSON	Honda 198 - Dempster	a	8	23:12.368	56.960	68.419	2:50.292	69.927	6
8	C250	76	Phillip SHAW	Suzuki 250	a	8	24:04.055	1:48.647	65.970	2:58.121	66.854	7
9	C250	63	Davy CRAWFORD	Honda 198 - D.P. Racing	b	7	22:17.852	1 Lap	62.306	3:07.177	63.619	7
10	C250	34	Trevor STEWART	Honda 250 - TJR Racing	b	7	25:08.088	2:50.236	55.273	3:29.265	56.904	7
11	C250	69	Allen GIBSON	Villiers 247	b	7	25:08.187	2:50.335	55.269	3:26.911	57.552	7


Fastest Lap

C350	8	Allan BREW	Drixton Aermacchi 349 - M & D Jacobs	a						2:42.118	73.453	3
------	---	------------	--------------------------------------	---	--	--	--	--	--	----------	--------	---

Not Classified

DNF	C350	4	Billy LYLE	Honda 350 - Stewart	a	6	16:54.032	2 Laps	70.460	2:46.841	71.374	6
DNF	C350	8	Allan BREW	Drixton Aermacchi 349 - M & D Jacobs	a	4	11:00.123	4 Laps	72.157	2:42.118	73.453	3
DNF	C250	14	Jeff WARD	Suzuki 250 - Jeff Carbutt	a	4	11:49.308	49.185	67.153	2:52.327	69.102	4

These Results are provisional and are subject to ratification by the Stewards of the Meeting.

Track	Bush	Signed	 Chief Timekeeper	Organising Club	Dungannon & District MCC
Length(miles)	3.3078			Warmup Started	
Weather	Sunny			Race Started	11:09:23.322
Track	Dry	Issued At:	11:35:25	Gp Time Diff - b	15.71



MCUI
Ulster Centre
Timing
www.mcui-uc.org.uk



Powered by
e-Laps II
© 2008
Walter Marks

H2 ENGINEERING BUSH ROAD RACES

CLASSIC 250cc / 350cc

Race 2 - Clinton Enterprises Junior Classic

Saturday, 19 June 2010

DETAILED RESULT



Race Classification

1 18 Thomas HOGG

Total Time **22:15.408** Avg Speed **71.337** Behind
Best Time **2:42.952** Best Speed **73.077** On **6** Gp **a**

Lap	Elapsed Time	Lap Time	Lap Speed
1	3:00.151	3:00.151	66.101
2	5:49.913	2:49.762	70.146
3	8:34.399	2:44.486	72.396
4	11:18.854	2:44.455	72.409
5	14:04.281	2:45.427	71.984
6	16:47.233	2:42.952	73.077
7	19:30.661	2:43.428	72.864
8	22:15.408	2:44.747	72.281

2 67 Mark McGAW

Total Time **22:16.144** Avg Speed **71.298** Behind **0.736**
Best Time **2:43.195** Best Speed **72.968** On **3** Gp **a**

Lap	Elapsed Time	Lap Time	Lap Speed
1	2:50.680	2:50.680	69.768
2	5:36.625	2:45.945	71.759
3	8:19.820	2:43.195	72.968
4	11:03.443	2:43.623	72.778
5	13:51.734	2:48.291	70.759
6	16:40.074	2:48.340	70.738
7	19:29.494	2:49.420	70.287
8	22:16.144	2:46.650	71.456

3 211 Tim STEPHENSON

Total Time **22:20.256** Avg Speed **71.079** Behind **4.848**
Best Time **2:45.651** Best Speed **71.887** On **5** Gp **a**

Lap	Elapsed Time	Lap Time	Lap Speed
1	2:52.684	2:52.684	68.959
2	5:39.175	2:46.491	71.524
3	8:26.272	2:47.097	71.264
4	11:13.713	2:47.441	71.118
5	13:59.364	2:45.651	71.887
6	16:46.053	2:46.689	71.439
7	19:33.578	2:47.525	71.082
8	22:20.256	2:46.678	71.444

Race Classification

4 2 Freddie STEWART

Total Time **22:31.454** Avg Speed **70.490** Behind **16.046**
Best Time **2:46.355** Best Speed **71.582** On **3** Gp **a**

Lap	Elapsed Time	Lap Time	Lap Speed
1	2:55.182	2:55.182	67.975
2	5:42.574	2:47.392	71.139
3	8:28.929	2:46.355	71.582
4	11:16.309	2:47.380	71.144
5	14:06.517	2:50.208	69.962
6	16:53.313	2:46.796	71.393
7	19:42.337	2:49.024	70.452
8	22:31.454	2:49.117	70.413

5 110 Denis GALLAGHER

Total Time **23:10.359** Avg Speed **68.518** Behind **54.951**
Best Time **2:50.256** Best Speed **69.942** On **7** Gp **a**

Lap	Elapsed Time	Lap Time	Lap Speed
1	3:03.099	3:03.099	65.036
2	5:55.350	2:52.251	69.132
3	8:48.923	2:53.573	68.606
4	11:42.683	2:53.760	68.532
5	14:37.506	2:54.823	68.115
6	17:29.545	2:52.039	69.217
7	20:19.801	2:50.256	69.942
8	23:10.359	2:50.558	69.818

6 24 George STINSON

Total Time **23:10.479** Avg Speed **68.512** Behind **55.071**
Best Time **2:50.038** Best Speed **70.032** On **8** Gp **a**

Lap	Elapsed Time	Lap Time	Lap Speed
1	2:58.581	2:58.581	66.682
2	5:53.161	2:54.580	68.210
3	8:48.147	2:54.986	68.052
4	11:42.362	2:54.215	68.353
5	14:36.660	2:54.298	68.320
6	17:29.743	2:53.083	68.800
7	20:20.441	2:50.698	69.761
8	23:10.479	2:50.038	70.032



MCUI
Ulster Centre
Timing
www.mcui-uc.org.uk



Powered by
e-Laps II
© 2008
Walter Marks

H2 ENGINEERING BUSH ROAD RACES

CLASSIC 250cc / 350cc

Race 2 - Clinton Enterprises Junior Classic

Saturday, 19 June 2010

DETAILED RESULT



Race Classification

7 40 Barry DAVIDSON

Total Time **23:12.368** Avg Speed **68.419** Behind **56.960**
Best Time **2:50.292** Best Speed **69.927** On **6** Gp **a**

Lap	Elapsed Time	Lap Time	Lap Speed
1	3:02.541	3:02.541	65.235
2	5:56.280	2:53.739	68.540
3	8:49.824	2:53.544	68.617
4	11:43.419	2:53.595	68.597
5	14:40.698	2:57.279	67.171
6	17:30.990	2:50.292	69.927
7	20:21.467	2:50.477	69.852
8	23:12.368	2:50.901	69.678

8 76 Philip SHAW

Total Time **24:04.055** Avg Speed **65.970** Behind **1:48.647**
Best Time **2:58.121** Best Speed **66.854** On **7** Gp **a**

Lap	Elapsed Time	Lap Time	Lap Speed
1	3:08.775	3:08.775	63.081
2	6:09.386	3:00.611	65.932
3	9:09.090	2:59.704	66.265
4	12:08.906	2:59.816	66.224
5	15:08.472	2:59.566	66.316
6	18:07.623	2:59.151	66.470
7	21:05.744	2:58.121	66.854
8	24:04.055	2:58.311	66.783

9 63 Davy CRAWFORD

Total Time **22:17.852** Avg Speed **62.306** Behind **1 Lap**
Best Time **3:07.177** Best Speed **63.619** On **7** Gp **b**

Lap	Elapsed Time	Lap Time	Lap Speed
1	3:17.270	3:17.270	60.364
2	6:28.851	3:11.581	62.157
3	9:39.935	3:11.084	62.319
4	12:49.287	3:09.352	62.889
5	15:59.007	3:09.720	62.767
6	19:10.675	3:11.668	62.129
7	22:17.852	3:07.177	63.619

10 34 Trevor STEWART

Total Time **25:08.088** Avg Speed **55.273** Behind **2:50.236**
Best Time **3:29.265** Best Speed **56.904** On **7** Gp **b**

Lap	Elapsed Time	Lap Time	Lap Speed
1	3:45.946	3:45.946	52.703
2	7:18.881	3:32.935	55.924
3	10:54.140	3:35.259	55.320
4	14:30.504	3:36.364	55.037
5	18:06.923	3:36.419	55.023
6	21:38.823	3:31.900	56.197
7	25:08.088	3:29.265	56.904

Race Classification

11 69 Allen GIBSON

Total Time **25:08.187** Avg Speed **55.269** Behind **2:50.335**
Best Time **3:26.911** Best Speed **57.552** On **7** Gp **b**

Lap	Elapsed Time	Lap Time	Lap Speed
1	3:44.793	3:44.793	52.974
2	7:22.930	3:38.137	54.590
3	11:00.025	3:37.095	54.852
4	14:35.143	3:35.118	55.356
5	18:06.214	3:31.071	56.417
6	21:41.276	3:35.062	55.370
7	25:08.187	3:26.911	57.552

Not Classified

DNF 4 Billy LYLE

Total Time **16:54.032** Avg Speed **70.460** Behind **2 Laps**
Best Time **2:46.841** Best Speed **71.374** On **6** Gp **a**

Lap	Elapsed Time	Lap Time	Lap Speed
1	2:56.417	2:56.417	67.500
2	5:44.213	2:47.796	70.968
3	8:31.721	2:47.508	71.090
4	11:18.745	2:47.024	71.296
5	14:07.191	2:48.446	70.694
6	16:54.032	2:46.841	71.374

DNF 8 Allan BREW

Total Time **11:00.123** Avg Speed **72.157** Behind **4 Laps**
Best Time **2:42.118** Best Speed **73.453** On **3** Gp **a**

Lap	Elapsed Time	Lap Time	Lap Speed
1	2:51.704	2:51.704	69.352
2	5:35.752	2:44.048	72.589
3	8:17.870	2:42.118	73.453
4	11:00.123	2:42.253	73.392

DNF 14 Jeff WARD

Total Time **11:49.308** Avg Speed **67.153** Behind **49.185**
Best Time **2:52.327** Best Speed **69.102** On **4** Gp **a**

Lap	Elapsed Time	Lap Time	Lap Speed
1	2:59.904	2:59.904	66.191
2	6:02.600	3:02.696	65.180
3	8:56.981	2:54.381	68.288
4	11:49.308	2:52.327	69.102



MCUI
Ulster Centre
Timing
www.mcui-uc.org.uk



Powered by
e-Laps II
© 2008
Walter Marks

H2 ENGINEERING BUSH ROAD RACES

SUPERSPORT

Race 3 - Dungannon & S Tyrone Council Supersport

LAP CHART



1					2					3				
No	Name	G	Elapsed Time	Lap Time	No	Name	G	Elapsed Time	Lap Time	No	Name	G	Elapsed Time	Lap Time
6	William DUNLOP	a	2:20.160	2:20.160	6	William DUNLOP	a	4:36.294	2:16.134	6	William DUNLOP	a	6:51.348	2:15.054
16	John BURROWS	a	2:21.569	2:21.569	16	John BURROWS	a	4:38.657	2:17.088	16	John BURROWS	a	6:57.242	2:18.585
36	Michael PEARSON	a	2:25.512	2:25.512	36	Michael PEARSON	a	4:44.458	2:18.946	36	Michael PEARSON	a	7:04.382	2:19.924
93	Paul CRANSTON	a	2:25.568	2:25.568	78	Michal DOKOUPIL	a	4:45.059	2:18.721	78	Michal DOKOUPIL	a	7:04.636	2:19.577
150	William DAVISON	b	2:26.195	2:26.195	71	Davy MORGAN	a	4:46.700	2:19.729	71	Davy MORGAN	a	7:05.138	2:18.438
78	Michal DOKOUPIL	a	2:26.338	2:26.338	93	Paul CRANSTON	a	4:46.960	2:21.392	93	Paul CRANSTON	a	7:07.136	2:20.176
71	Davy MORGAN	a	2:26.971	2:26.971	150	William DAVISON	b	4:47.063	2:20.868	65	Michael SWEENEY	a	7:07.663	2:20.017
65	Michael SWEENEY	a	2:27.679	2:27.679	65	Michael SWEENEY	a	4:47.646	2:19.967	150	William DAVISON	b	7:07.792	2:20.729
9	Wayne KIRWAN	a	2:27.998	2:27.998	9	Wayne KIRWAN	a	4:47.999	2:20.001	9	Wayne KIRWAN	a	7:08.179	2:20.180
64	Stephen McKNIGHT	a	2:29.047	2:29.047	128	Wayne HAMILTON	b	4:53.013	2:21.980	128	Wayne HAMILTON	b	7:15.435	2:22.422
22	Stephen McILVENNA	a	2:30.868	2:30.868	22	Stephen McILVENNA	a	4:56.089	2:25.221	22	Stephen McILVENNA	a	7:18.572	2:22.483
128	Wayne HAMILTON	b	2:31.033	2:31.033	35	Trevor FERGUSON	a	4:59.124	2:25.856	120	Jonathan MARK	b	7:24.874	2:25.421
199	Billy BYRNE	b	2:32.494	2:32.494	120	Jonathan MARK	b	4:59.453	2:26.646	35	Trevor FERGUSON	a	7:25.521	2:26.397
120	Jonathan MARK	b	2:32.807	2:32.807	199	Billy BYRNE	b	5:01.023	2:28.529	27	James McCANN	b	7:27.836	2:26.738
27	James McCANN	b	2:33.124	2:33.124	27	James McCANN	b	5:01.098	2:27.974	34	Timmy TURTLE	b	7:28.659	2:27.323
35	Trevor FERGUSON	a	2:33.268	2:33.268	34	Timmy TURTLE	b	5:01.336	2:27.847	199	Billy BYRNE	b	7:29.403	2:28.380
34	Timmy TURTLE	b	2:33.489	2:33.489	44	Craig GIBSON	b	5:01.805	2:27.940	52	Andrew BROWN	b	7:29.818	2:27.530
44	Craig GIBSON	b	2:33.865	2:33.865	52	Andrew BROWN	b	5:02.288	2:28.048	153	Stephen LARKIN	b	7:30.376	2:27.059
52	Andrew BROWN	b	2:34.240	2:34.240	104	Daley MATHISON	b	5:02.923	2:27.639	44	Craig GIBSON	b	7:30.494	2:28.689
104	Daley MATHISON	b	2:35.284	2:35.284	153	Stephen LARKIN	b	5:03.317	2:27.284	104	Daley MATHISON	b	7:31.076	2:28.153
153	Stephen LARKIN	b	2:36.033	2:36.033	49	William COWDEN	b	5:04.279	2:27.649	49	William COWDEN	b	7:31.459	2:27.180
49	William COWDEN	b	2:36.630	2:36.630	28	Paul GARTLAND	c	5:05.462	2:27.784	28	Paul GARTLAND	c	7:32.543	2:27.081
28	Paul GARTLAND	c	2:37.678	2:37.678	61	John WALSH	c	5:05.752	2:27.718	61	John WALSH	c	7:32.887	2:27.135
61	John WALSH	c	2:38.034	2:38.034	95	Robert GORDON	c	5:09.044	2:29.671	95	Robert GORDON	c	7:39.458	2:30.414
95	Robert GORDON	c	2:39.373	2:39.373	30	Wayne KENNEDY	c	5:12.927	2:29.357	30	Wayne KENNEDY	c	7:39.576	2:26.649
33	Stephen OBRIEN	c	2:42.345	2:42.345	33	Stephen OBRIEN	c	5:15.742	2:33.397	20	David LUMSDEN	c	7:41.581	2:25.574
26	Dennis BOOTH	c	2:43.117	2:43.117	20	David LUMSDEN	c	5:16.007	2:32.258	33	Stephen OBRIEN	c	7:49.225	2:33.483
103	Reuben McPHEE	c	2:43.399	2:43.399	26	Dennis BOOTH	c	5:16.362	2:33.245	26	Dennis BOOTH	c	7:49.583	2:33.221
30	Wayne KENNEDY	c	2:43.570	2:43.570	103	Reuben McPHEE	c	5:17.013	2:33.614	103	Reuben McPHEE	c	7:49.992	2:32.979
20	David LUMSDEN	c	2:43.749	2:43.749										

H2 ENGINEERING BUSH ROAD RACES

SUPERSPORT

Race 3 - Dungannon & S Tyrone Council Supersport

LAP CHART

**4**

No	Name	G	Elapsed Time	Lap Time
6	William DUNLOP	a	9:07.406	2:16.058
16	John BURROWS	a	9:16.232	2:18.990
36	Michael PEARSON	a	9:23.082	2:18.700
71	Davy MORGAN	a	9:23.465	2:18.327
78	Michal DOKOUPIL	a	9:23.799	2:19.163
93	Paul CRANSTON	a	9:27.152	2:20.016
65	Michael SWEENEY	a	9:27.746	2:20.083
9	Wayne KIRWAN	a	9:28.406	2:20.227
150	William DAVISON	b	9:28.742	2:20.950
128	Wayne HAMILTON	b	9:38.132	2:22.697
22	Stephen McILVENNA	a	9:41.799	2:23.227
120	Jonathan MARK	b	9:50.189	2:25.315
27	James McCANN	b	9:52.031	2:24.195
35	Trevor FERGUSON	a	9:52.429	2:26.908
34	Timmy TURTLE	b	9:52.489	2:23.830
52	Andrew BROWN	b	9:54.231	2:24.413
44	Craig GIBSON	b	9:54.383	2:23.889
199	Billy BYRNE	b	9:55.749	2:26.346
153	Stephen LARKIN	b	9:56.739	2:26.363
104	Daley MATHISON	b	9:56.971	2:25.895
49	William COWDEN	b	9:57.938	2:26.479
28	Paul GARTLAND	c	9:58.684	2:26.141
61	John WALSH	c	9:58.879	2:25.992
30	Wayne KENNEDY	c	10:05.961	2:26.385
20	David LUMSDEN	c	10:06.490	2:24.909
95	Robert GORDON	c	10:08.986	2:29.528
33	Stephen OBRIEN	c	10:21.048	2:31.823
26	Dennis BOOTH	c	10:21.735	2:32.152
103	Reuben McPHEE	c	10:22.183	2:32.191

5

No	Name	G	Elapsed Time	Lap Time
6	William DUNLOP	a	11:23.348	2:15.942
16	John BURROWS	a	11:35.197	2:18.965
71	Davy MORGAN	a	11:40.412	2:16.947
36	Michael PEARSON	a	11:40.486	2:17.404
78	Michal DOKOUPIL	a	11:42.612	2:18.813
93	Paul CRANSTON	a	11:46.528	2:19.376
65	Michael SWEENEY	a	11:47.521	2:19.775
9	Wayne KIRWAN	a	11:47.640	2:19.234
150	William DAVISON	b	11:49.198	2:20.456
128	Wayne HAMILTON	b	12:00.814	2:22.682
22	Stephen McILVENNA	a	12:04.114	2:22.315
120	Jonathan MARK	b	12:15.936	2:25.747
34	Timmy TURTLE	b	12:16.158	2:23.669
27	James McCANN	b	12:17.065	2:25.034
44	Craig GIBSON	b	12:17.432	2:23.049
35	Trevor FERGUSON	a	12:17.696	2:25.267
52	Andrew BROWN	b	12:18.266	2:24.035
153	Stephen LARKIN	b	12:23.998	2:27.259
104	Daley MATHISON	b	12:25.034	2:28.063
49	William COWDEN	b	12:25.504	2:27.566
28	Paul GARTLAND	c	12:25.900	2:27.216
30	Wayne KENNEDY	c	12:32.385	2:26.424
20	David LUMSDEN	c	12:32.852	2:26.362
95	Robert GORDON	c	12:37.582	2:28.596
103	Reuben McPHEE	c	12:54.044	2:31.861
33	Stephen OBRIEN	c	12:54.922	2:33.874
26	Dennis BOOTH	c	12:55.267	2:33.532
61	John WALSH	c	13:04.581	3:05.702

6

No	Name	G	Elapsed Time	Lap Time
6	William DUNLOP	a	13:39.594	2:16.246
16	John BURROWS	a	13:53.374	2:18.177
36	Michael PEARSON	a	13:57.379	2:16.893
71	Davy MORGAN	a	13:58.008	2:17.596
78	Michal DOKOUPIL	a	14:01.849	2:19.237
93	Paul CRANSTON	a	14:06.248	2:19.720
9	Wayne KIRWAN	a	14:07.840	2:20.200
65	Michael SWEENEY	a	14:09.202	2:21.681
150	William DAVISON	b	14:10.460	2:21.262
128	Wayne HAMILTON	b	14:22.600	2:21.786
22	Stephen McILVENNA	a	14:26.617	2:22.503
34	Timmy TURTLE	b	14:40.033	2:23.875
120	Jonathan MARK	b	14:40.747	2:24.811
35	Trevor FERGUSON	a	14:40.918	2:23.222
27	James McCANN	b	14:41.306	2:24.241
44	Craig GIBSON	b	14:41.761	2:24.329
52	Andrew BROWN	b	14:42.546	2:24.280
153	Stephen LARKIN	b	14:46.764	2:22.766
104	Daley MATHISON	b	14:48.945	2:23.911
49	William COWDEN	b	14:49.837	2:24.333
28	Paul GARTLAND	c	14:51.102	2:25.202
30	Wayne KENNEDY	c	14:56.873	2:24.488
20	David LUMSDEN	c	14:57.312	2:24.460
95	Robert GORDON	c	15:06.504	2:28.922
33	Stephen OBRIEN	c	15:24.102	2:29.180
103	Reuben McPHEE	c	15:24.705	2:30.661
26	Dennis BOOTH	c	15:26.567	2:31.300

H2 ENGINEERING BUSH ROAD RACES

SUPERSPORT

Race 3 - Dungannon & S Tyrone Council Supersport

LAP CHART

**7**

No	Name	G	Elapsed Time	Lap Time
6	William DUNLOP	a	15:54.552	2:14.958
16	John BURROWS	a	16:11.810	2:18.436
36	Michael PEARSON	a	16:12.620	2:15.241
71	Davy MORGAN	a	16:14.805	2:16.797
78	Michal DOKOUPIL	a	16:21.613	2:19.764
93	Paul CRANSTON	a	16:26.048	2:19.800
9	Wayne KIRWAN	a	16:27.864	2:20.024
150	William DAVISON	b	16:30.028	2:19.568
65	Michael SWEENEY	a	16:31.498	2:22.296
128	Wayne HAMILTON	b	16:46.737	2:24.137
22	Stephen McILVENNA	a	16:49.916	2:23.299
35	Trevor FERGUSON	a	17:02.975	2:22.057
34	Timmy TURTLE	b	17:03.093	2:23.060
120	Jonathan MARK	b	17:05.797	2:25.050
44	Craig GIBSON	b	17:05.937	2:24.176
27	James McCANN	b	17:06.119	2:24.813
52	Andrew BROWN	b	17:06.576	2:24.030
153	Stephen LARKIN	b	17:09.517	2:22.753
104	Daley MATHISON	b	17:12.346	2:23.401
49	William COWDEN	b	17:17.310	2:27.473
28	Paul GARTLAND	c	17:17.685	2:26.583
30	Wayne KENNEDY	c	17:22.243	2:25.370
20	David LUMSDEN	c	17:23.504	2:26.192
95	Robert GORDON	c	17:35.557	2:29.053
33	Stephen OBRIEN	c	17:53.385	2:29.283
103	Reuben McPHEE	c	17:55.293	2:30.588
26	Dennis BOOTH	c	17:58.967	2:32.400

8

No	Name	G	Elapsed Time	Lap Time
6	William DUNLOP	a	18:12.885	2:18.333
36	Michael PEARSON	a	18:28.266	2:15.646
16	John BURROWS	a	18:29.531	2:17.721
71	Davy MORGAN	a	18:32.779	2:17.974
78	Michal DOKOUPIL	a	18:42.328	2:20.715
93	Paul CRANSTON	a	18:45.895	2:19.847
150	William DAVISON	b	18:48.328	2:18.300
9	Wayne KIRWAN	a	18:48.422	2:20.558
65	Michael SWEENEY	a	18:53.885	2:22.387
128	Wayne HAMILTON	b	19:08.977	2:22.240
35	Trevor FERGUSON	a	19:26.376	2:23.401
34	Timmy TURTLE	b	19:27.336	2:24.243
52	Andrew BROWN	b	19:30.163	2:23.587
120	Jonathan MARK	b	19:30.835	2:25.038
27	James McCANN	b	19:30.974	2:24.855
153	Stephen LARKIN	b	19:32.593	2:23.076
104	Daley MATHISON	b	19:34.669	2:22.323
49	William COWDEN	b	19:45.445	2:28.135
28	Paul GARTLAND	c	19:45.868	2:28.183
30	Wayne KENNEDY	c	19:46.325	2:24.082
20	David LUMSDEN	c	19:50.801	2:27.297
95	Robert GORDON	c	20:07.677	2:32.120
33	Stephen OBRIEN	c	20:23.824	2:30.439
103	Reuben McPHEE	c	20:27.706	2:32.413

IRISH ROAD RACE CLASSIC 250cc (subject to confirmation)

2010

Pos	No.	Name	Total	Diff	Gap	#1 #2	
						R1	R1
1	40	Barry DAVIDSON	45	0	0	20	25
2	76	Philip SHAW	33	12	12	13	20
3	63	Davy CRAWFORD	26	19	7	10	16
4	11	Peter WAKEFIELD	25	20	1	25	x
5	14	Jeff WARD	16	29	9	16	x
6	34	Trevor STEWART	13	32	3	x	13
7	69	Allen GIBSON	11	34	2	x	11
8	43	Alex McVICKER	11	34	0	11	x

Event Legend

#1 23/04/2010 ROYAL HOTEL & BRAESIDE COOKSTOWN 100 #2 18/06/2010 H2 ENGINEERING BUSH ROAD RACE

Championship Standings of IRISH ROAD RACE CLASSIC 350cc (subject to confirmation) Printed: 19/06/2010 11:38:44

IRISH ROAD RACE CLASSIC 350cc (subject to confirmation)

2010

Pos	No.	Name	Total	Diff	Gap	#1 #2	
						R1	R1
1	2	Freddie STEWART	29	0	0	16	13
2	18	Thomas HOGG	25	4	4	x	25
3	16	John BURROWS	25	4	0	25	x
4	110	Denis GALLAGHER	21	8	4	10	11
5	67	Mark McGAW	20	9	1	x	20
6	8	Allan BREW	20	9	0	20	x
7	211	Tim STEPHENSON	16	13	4	x	16
8	56	Alex CONROY	13	16	3	13	x
9	58	Ian AMBLER	11	18	2	11	x
10	24	George STINSON	10	19	1	x	10
11	4	Billy LYLE	9	20	1	9	x
12	100	Andy HUNT	8	21	1	8	x
13	27	Trevor RUFUS	7	22	1	7	x
14	45	Les CROSS	6	23	1	6	x
15	25	David HASTINGS	5	24	1	5	x
16	130	Mark CAPEWELL	4	25	1	4	x
17	72	Gerry O'KANE jnr	3	26	1	3	x

Event Legend

#1 23/04/2010 ROYAL HOTEL & BRAESIDE COOKSTOWN 100 #2 18/06/2010 H2 ENGINEERING BUSH ROAD RACE