




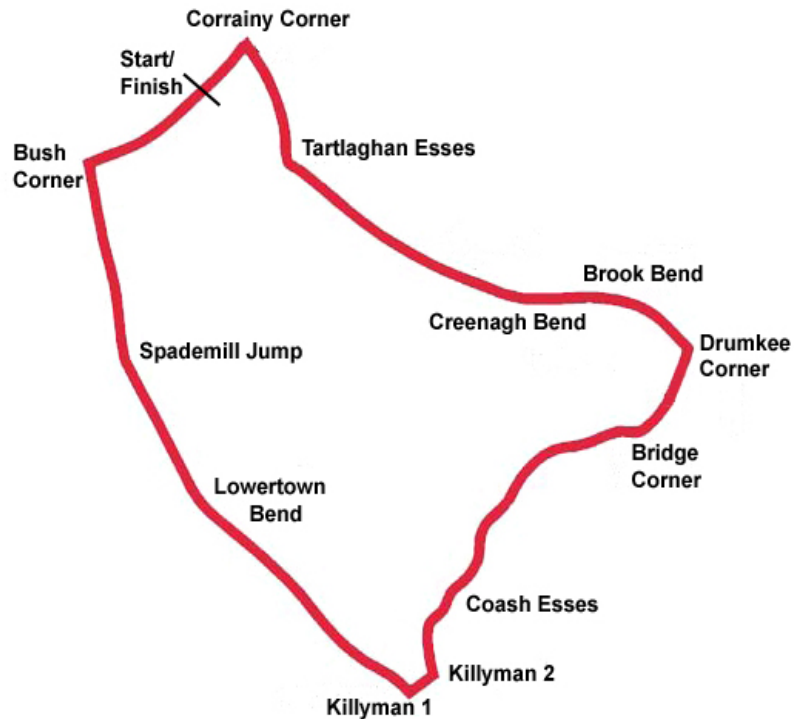
Friday 18th & Saturday 19th June 2010

promoted by Dungannon & District MCC
www.bushroadraces.com

GRAB A CAB
250cc GP & SUPERSPORT 400cc



Bush Circuit 3.3078 miles



LAP RECORDS

Class	Rider	Machine	m	s	mph	Year
125cc	Michael Dunlop	Honda	2	28.516	80.180	2007
250cc	Ryan Farquhar	Honda	2	20.882	84.525	2008
Supersport 400	Joe Phillips	Kawasaki	2	30.508	79.119	2008
Supertwins	Wayne Kirwan	Suzuki 650	2	30.472	79.138	2008
Supersport	Ryan Farquhar	Kawasaki	2	17.355	86.696	2009
Open 1000cc	Ryan Farquhar	Kawasaki	2	15.447	87.917	2009
	Michael Dunlop	Yamaha 600	2	15.447	87.917	2009
Senior Support	Benny Smith	Suzuki 750	2	24.178	82.593	2009
Junior Support	Wayne Hamilton	Honda 250	2	32.872	77.896	2009
Classic 1000cc	Robert McCrum	Weslake 850	2	40.470	74.208	2006
Classic 500cc	Neill McWhirter	Norton	2	37.104	75.797	2009
Classic 350cc	Adrian McFarland	Honda	2	40.433	74.225	2008
Classic 250cc	Geoff McMullan	Suzuki	2	52.574	69.003	2006

MOST WINS at BUSH ROAD RACE

Ryan Farquhar	6	2008-09
Conor Cummins	3	2007
Nigel Moore	3	2007-09

ALL TIME IRISH ROAD RACE WINNERS (after North West 200 2010)

Most Wins at All Irish Road Race Meetings			Most Wins at Irish National Road Race Meetings			
1. Joey Dunlop	156	1971-00	1. Ryan Farquhar	126*	1995-10	
2. Robert Dunlop	135	1980-08	2. Joey Dunlop	119	1971-00	
	Ryan Farquhar	135*	1995-10	3. Robert Dunlop	111	1980-08
4. Ray McCullough	109	1960-82	4. Ray McCullough	99	1960-82	
5. Phillip McCallen	109	1987-99	5. Phillip McCallen	84	1987-99	

* pending appeal about result of the 125ccGP/Moto 450 race at Cookstown 100

H2 ENGINEERING BUSH ROAD RACE
Sorted on Best Lap time

250cc GP & SUPERSPORT 400

Bush 3.308 Miles

Qualifying

18/06/2010 20:10

Practice started at 19:58:03

Pos	Class	No.	Name	Machine	Sponsor	Best Tm	Diff	Gap	Best Speed	Lap	Laps	2nd Best
1	250R	6	William DUNLOP	Honda	D & G W Racing	2:22.273			83.699	3	4	2:23.832
2	250R	28	Wayne HAMILTON	Honda	D & G W Racing	2:23.032	0.759	0.759	83.255	4	4	2:25.655
3	250R	71	Davy MORGAN	Honda	Davy Morgan #71 Supporters	2:23.403	1.130	0.371	83.039	4	4	2:24.561
4	250R	104	Daley MATHISON	Honda	DDM Racing	2:28.246	5.973	4.843	80.326	4	4	2:28.664
5	STwins	79	Darren HUGHES	Kawasaki 650	Fatboyz / KMR Racing	2:30.260	7.987	2.014	79.250	4	4	2:30.859
6	250R	4	Barry DAVIDSON	Honda	Cleaver Browne	2:32.799	10.526	2.539	77.933	3	4	2:32.919
7	250R	86	Nigel MOORE	Honda	Cleaver Browne	2:33.046	10.773	0.247	77.807	4	4	2:33.286
8	250R	1	Darren BURNS	Honda	Cherry Palmer	2:33.676	11.403	0.630	77.488	4	4	2:35.110
9	250R	9	Wayne KENNEDY	Honda	Cleaver Browne	2:34.824	12.551	1.148	76.914	3	4	2:35.766
10	250R	2	Brian MATEER	Yamaha		2:36.657	14.384	1.833	76.014	4	4	2:40.853
11	STwins	69	Ronnie SCOTT	Suzuki 650		2:39.381	17.108	2.724	74.715	3	4	2:39.845
12	STwins	20	Martin LYONS	Suzuki 650	GS MCC	2:39.591	17.318	0.210	74.616	4	4	2:39.913
13	STwins	7	Dave WALSH	Suzuki 650	Selective Developments	2:39.981	17.708	0.390	74.434	4	4	2:40.506
14	STwins	5	Paul LENNON	Kawasaki 650		2:40.804	18.531	0.823	74.053	2	4	2:41.076
15	250R	25	Mark WADDELL	Honda		2:42.814	20.541	2.009	73.139	3	4	2:42.975
16	400R	13	Paul MAGUIRE	Kawasaki 400		2:44.886	22.613	2.072	72.220	3	4	2:45.149
17	250R	12	Emlyn HUGHES	Honda	D & G W Racing	2:51.309	29.036	6.423	69.512	1	1	
18	STwins	169	Philip MULLAN	Suzuki 650	PM & Sons				-		0	

H2 ENGINEERING BUSH ROAD RACE

250cc GP & SUPERSPORT 400

Bush 3.308 Miles

Qualifying

18/06/2010 20:10

Practice started at 19:58:03

(6) William DUNLOP			(9) Wayne KENNEDY			1	2:51.309
1	2:33.801	+11.528	1	2:48.107	+13.283		
2	2:28.442	+6.169	2	2:36.765	+1.941		
3	2:22.273		3	2:34.824			
4	2:23.832	+1.559	4	2:35.766	+0.942		
(28) Wayne HAMILTON			(2) Brian MATEER				
1	2:33.956	+10.924	1	2:52.890	+16.233		
2	2:28.483	+5.451	2	2:40.853	+4.196		
3	2:25.655	+2.623	3	2:42.732	+6.075		
4	2:23.032		4	2:36.657			
(71) Davy MORGAN			(69) Ronnie SCOTT				
1	2:28.970	+5.567	1	2:46.211	+6.830		
2	2:26.324	+2.921	2	2:39.845	+0.464		
3	2:24.561	+1.158	3	2:39.381			
4	2:23.403		4	2:40.270	+0.889		
(104) Daley MATHISON			(20) Martin LYONS				
1	2:33.942	+5.696	1	2:48.865	+9.274		
2	2:28.664	+0.418	2	2:39.913	+0.322		
3	2:30.763	+2.517	3	2:40.934	+1.343		
4	2:28.246		4	2:39.591			
(79) Darren HUGHES			(7) Dave WALSH				
1	2:33.987	+3.727	1	2:48.559	+8.578		
2	2:30.859	+0.599	2	2:42.676	+2.695		
3	2:31.084	+0.824	3	2:40.506	+0.525		
4	2:30.260		4	2:39.981			
(4) Barry DAVIDSON			(5) Paul LENNON				
1	2:52.176	+19.377	1	2:46.651	+5.846		
2	2:40.740	+7.941	2	2:40.804			
3	2:32.799		3	2:43.667	+2.862		
4	2:32.919	+0.120	4	2:41.076	+0.271		
(86) Nigel MOORE			(25) Mark WADDELL				
1	2:52.418	+19.372	1	2:56.798	+13.984		
2	2:35.179	+2.133	2	2:44.834	+2.020		
3	2:33.286	+0.240	3	2:42.814			
4	2:33.046		4	2:42.975	+0.161		
(1) Darren BURNS			(13) Paul MAGUIRE				
1	2:55.249	+21.573	1	2:58.157	+13.271		
2	2:35.110	+1.434	2	2:45.710	+0.824		
3	2:38.943	+5.267	3	2:44.886			
4	2:33.676		4	2:45.149	+0.263		
			(12) Emlyn HUGHES				

Provisional result subject to confirmation by the Stewards of the Meeting

Orbits

Promoted by Dungannon and District Motorcycling Club

MCUI (Ulster Centre) Timing

www.elaps-timing.com

www.amb-it.com
www.mylaps.com

Licensed to: MCUI

H2 ENGINEERING BUSH ROAD RACE

250cc GP & SUPERSPORT 400

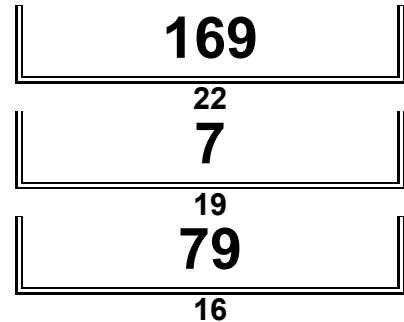
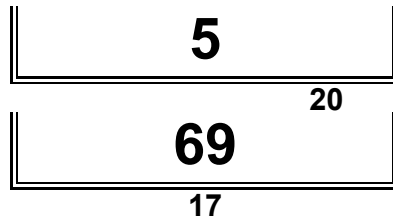
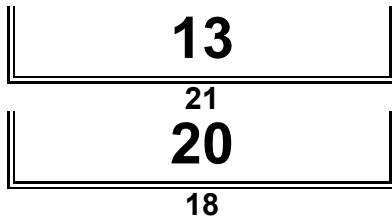
Bush 3.308 Miles

R8: Grab A Cab Junior

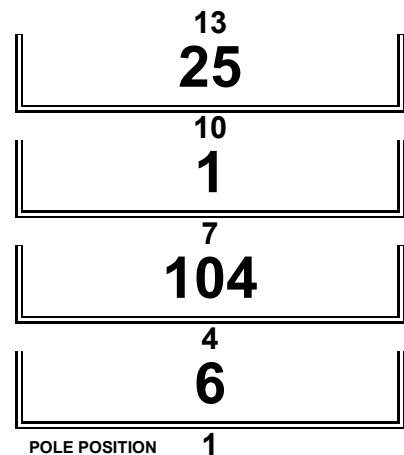
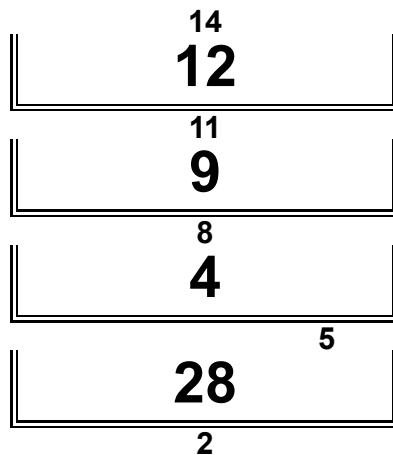
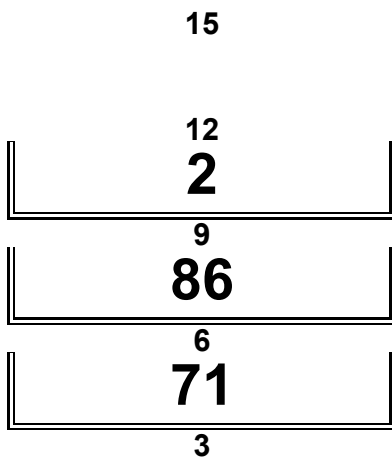
19/06/2010 14:00

Race (8 Laps)

Race 8 - 250ccGP & SUPERSPORT 400




8
7
6
5
4
3
2
1



B
A

POLE POSITION



H2 ENGINEERING BUSH ROAD RACES

250cc GP & SUPERSPORT 400

Race 8 - Grab A Cab Junior

Saturday, 19 June 2010



Pos	Class	No	Name	Machine / Sponsor	Gp	Laps	Total Time	Behind	Speed	-----Best Lap-----		
										Time	Speed	On

Race Classification

1	250R	6	William DUNLOP	Honda - D & G W Racing	a	8	18:42.820		84.844	2:18.280	86.116	6
2	250R	28	Wayne HAMILTON	Honda - D & G W Racing	a	8	18:44.494	1.674	84.718	2:18.489	85.986	8
3	250R	71	Davy MORGAN	Honda - Davy Morgan #71 Supporters Club	a	8	18:58.730	15.910	83.659	2:20.962	84.477	3
4	250R	104	Daley MATHISON	Honda - DDM Racing	a	8	19:01.180	18.360	83.479	2:18.539	85.955	7
5	250R	1	Darren BURNS	Honda - Cherry Palmer	a	8	19:21.443	38.623	82.023	2:22.917	83.322	8
6	250R	86	Nigel MOORE	Honda - Cleaver Browne	a	8	19:21.723	38.903	82.003	2:22.636	83.486	8
7	250R	4	Barry DAVIDSON	Honda - Cleaver Browne	a	8	19:21.837	39.017	81.995	2:22.497	83.567	8
8	250R	2	Brian MATEER	Yamaha	a	8	20:36.070	1:53.250	77.071	2:31.486	78.608	8
9	STwins	69	Ronnie SCOTT	Suzuki 650	b	8	20:50.300	2:07.480	76.193	2:33.509	77.573	6
10	STwins	5	Paul LENNON	Kawasaki 650	b	8	20:53.855	2:11.035	75.977	2:35.442	76.608	2
11	250R	24	Bryan ALLAN	Honda - Cairngorm Hotel	b	8	20:54.316	2:11.496	75.949	2:32.924	77.869	6
12	400R	13	Paul MAGUIRE	Kawasaki 400	b	7	22:43.818	1 Lap	61.120	2:34.929	76.862	2


Fastest Lap / New Lap Record 86.116 mph (Previously 84.525 mph)

250R	6	William DUNLOP	Honda - D & G W Racing	a						2:18.280	86.116	6
------	---	----------------	------------------------	---	--	--	--	--	--	----------	--------	---

Not Classified

DNF	250R	9	Wayne KENNEDY	Honda - Cleaver Browne	a	7	17:33.616	1 Lap	79.115	2:28.814	80.020	6
DNF	250R	25	Mark WADDELL	Honda	a	4	10:32.395	4 Laps	75.321	2:34.964	76.844	4
DNF	STwins	20	Martin LYONS	Suzuki 650 - GS MCC	a	2	5:41.119	6 Laps	69.818	2:41.815	73.591	2

These Results are provisional and are subject to ratification by the Stewards of the Meeting.

Track	Bush	Signed		Organising Club	Dungannon & District MCC
Length(miles)	3.3078	Chief Timekeeper		Warmup Started	
Weather	Sunny			Race Started	14:51:01.255
Track	Dry	Issued At:	15:17:35	Gp Time Diff - b 13.9	



MCUI
Ulster Centre
Timing
www.mcui-uc.org.uk



Powered by
e-Laps II
© 2008
Walter Marks

H2 ENGINEERING BUSH ROAD RACES

250cc GP & SUPERSPORT 400

Race 8 - Grab A Cab Junior

Saturday, 19 June 2010

DETAILED RESULT



Race Classification

1 **6 William DUNLOP**

Total Time **18:42.820** Avg Speed **84.844** Behind
Best Time **2:18.280** Best Speed **86.116** On **6** Gp **a**

Lap	Elapsed Time	Lap Time	Lap Speed
1	2:26.188	2:26.188	81.457
2	4:45.622	2:19.434	85.403
3	7:04.205	2:18.583	85.927
4	9:25.150	2:20.945	84.487
5	11:44.718	2:19.568	85.321
6	14:02.998	2:18.280	86.116
7	16:24.000	2:21.002	84.453
8	18:42.820	2:18.820	85.781

2 **28 Wayne HAMILTON**

Total Time **18:44.494** Avg Speed **84.718** Behind **1.674**
Best Time **2:18.489** Best Speed **85.986** On **8** Gp **a**

Lap	Elapsed Time	Lap Time	Lap Speed
1	2:25.690	2:25.690	81.736
2	4:46.585	2:20.895	84.517
3	7:07.633	2:21.048	84.426
4	9:27.660	2:20.027	85.041
5	11:47.498	2:19.838	85.156
6	14:06.944	2:19.446	85.396
7	16:26.005	2:19.061	85.632
8	18:44.494	2:18.489	85.986

3 **71 Davy MORGAN**

Total Time **18:58.730** Avg Speed **83.659** Behind **15.910**
Best Time **2:20.962** Best Speed **84.477** On **3** Gp **a**

Lap	Elapsed Time	Lap Time	Lap Speed
1	2:25.970	2:25.970	81.579
2	4:47.040	2:21.070	84.413
3	7:08.002	2:20.962	84.477
4	9:29.311	2:21.309	84.270
5	11:51.156	2:21.845	83.951
6	14:13.821	2:22.665	83.469
7	16:36.250	2:22.429	83.607
8	18:58.730	2:22.480	83.577

Race Classification

4 **104 Daley MATHISON**

Total Time **19:01.180** Avg Speed **83.479** Behind **18.360**
Best Time **2:18.539** Best Speed **85.955** On **7** Gp **a**

Lap	Elapsed Time	Lap Time	Lap Speed
1	2:27.177	2:27.177	80.910
2	4:47.775	2:20.598	84.696
3	7:08.120	2:20.345	84.849
4	9:28.664	2:20.544	84.728
5	11:47.666	2:19.002	85.668
6	14:07.615	2:19.949	85.089
7	16:26.154	2:18.539	85.955
8	19:01.180	2:35.026	76.813

5 **1 Darren BURNS**

Total Time **19:21.443** Avg Speed **82.023** Behind **38.623**
Best Time **2:22.917** Best Speed **83.322** On **8** Gp **a**

Lap	Elapsed Time	Lap Time	Lap Speed
1	2:28.988	2:28.988	79.926
2	4:52.219	2:23.231	83.139
3	7:18.422	2:26.203	81.449
4	9:45.120	2:26.698	81.174
5	12:11.381	2:26.261	81.417
6	14:35.362	2:23.981	82.706
7	16:58.526	2:23.164	83.178
8	19:21.443	2:22.917	83.322

6 **86 Nigel MOORE**

Total Time **19:21.723** Avg Speed **82.003** Behind **38.903**
Best Time **2:22.636** Best Speed **83.486** On **8** Gp **a**

Lap	Elapsed Time	Lap Time	Lap Speed
1	2:32.694	2:32.694	77.987
2	4:59.086	2:26.392	81.344
3	7:23.741	2:24.655	82.321
4	9:48.209	2:24.468	82.427
5	12:12.749	2:24.540	82.386
6	14:36.428	2:23.679	82.880
7	16:59.087	2:22.659	83.472
8	19:21.723	2:22.636	83.486

H2 ENGINEERING BUSH ROAD RACES

250cc GP & SUPERSPORT 400

Race 8 - Grab A Cab Junior

Saturday, 19 June 2010

DETAILED RESULT



Race Classification

7 4 Barry DAVIDSON

Total Time **19:21.837** Avg Speed **81.995** Behind **39.017**
Best Time **2:22.497** Best Speed **83.567** On **8** Gp **a**

Lap	Elapsed Time	Lap Time	Lap Speed
1	2:31.932	2:31.932	78.378
2	4:58.556	2:26.624	81.215
3	7:24.178	2:25.622	81.774
4	9:48.495	2:24.317	82.513
5	12:13.064	2:24.569	82.370
6	14:36.697	2:23.633	82.906
7	16:59.340	2:22.643	83.482
8	19:21.837	2:22.497	83.567

8 2 Brian MATEER

Total Time **20:36.070** Avg Speed **77.071** Behind **1:53.250**
Best Time **2:31.486** Best Speed **78.608** On **8** Gp **a**

Lap	Elapsed Time	Lap Time	Lap Speed
1	2:43.153	2:43.153	72.987
2	5:17.916	2:34.763	76.944
3	7:52.235	2:34.319	77.165
4	10:26.417	2:34.182	77.234
5	13:00.002	2:33.585	77.534
6	15:32.697	2:32.695	77.986
7	18:04.584	2:31.887	78.401
8	20:36.070	2:31.486	78.608

9 69 Ronnie SCOTT

Total Time **20:50.300** Avg Speed **76.193** Behind **2:07.480**
Best Time **2:33.509** Best Speed **77.573** On **6** Gp **b**

Lap	Elapsed Time	Lap Time	Lap Speed
1	2:41.119	2:41.119	73.909
2	5:18.586	2:37.467	75.623
3	7:55.920	2:37.334	75.687
4	10:32.800	2:36.880	75.906
5	13:09.333	2:36.533	76.074
6	15:42.842	2:33.509	77.573
7	18:16.749	2:33.907	77.372
8	20:50.300	2:33.551	77.551

Race Classification

10 5 Paul LENNON

Total Time **20:53.855** Avg Speed **75.977** Behind **2:11.035**
Best Time **2:35.442** Best Speed **76.608** On **2** Gp **b**

Lap	Elapsed Time	Lap Time	Lap Speed
1	2:41.384	2:41.384	73.787
2	5:16.826	2:35.442	76.608
3	7:53.115	2:36.289	76.193
4	10:28.735	2:35.620	76.520
5	13:05.345	2:36.610	76.037
6	15:42.483	2:37.138	75.781
7	18:18.372	2:35.889	76.388
8	20:53.855	2:35.483	76.588

11 24 Bryan ALLAN

Total Time **20:54.316** Avg Speed **75.949** Behind **2:11.496**
Best Time **2:32.924** Best Speed **77.869** On **6** Gp **b**

Lap	Elapsed Time	Lap Time	Lap Speed
1	2:46.113	2:46.113	71.687
2	5:27.382	2:41.269	73.840
3	8:03.430	2:36.048	76.310
4	10:38.267	2:34.837	76.907
5	13:12.379	2:34.112	77.269
6	15:45.303	2:32.924	77.869
7	18:18.722	2:33.419	77.618
8	20:54.316	2:35.594	76.533

12 13 Paul MAGUIRE

Total Time **22:43.818** Avg Speed **61.120** Behind **1 Lap**
Best Time **2:34.929** Best Speed **76.862** On **2** Gp **b**

Lap	Elapsed Time	Lap Time	Lap Speed
1	2:43.949	2:43.949	72.633
2	5:18.878	2:34.929	76.862
3	7:56.391	2:37.513	75.601
4	10:33.381	2:36.990	75.852
5	14:45.926	4:12.545	47.152
6	17:22.966	2:37.040	75.828
7	22:43.818	5:20.852	37.114

Not Classified



MCUI
Ulster Centre
Timing
www.mcui-uc.org.uk



Powered by
e-Laps II
© 2008
Walter Marks

H2 ENGINEERING BUSH ROAD RACES

250cc GP & SUPERSPORT 400

Race 8 - Grab A Cab Junior

Saturday, 19 June 2010

DETAILED RESULT



Not Classified

DNF 9 Wayne KENNEDY

Total Time **17:33.616** Avg Speed **79.115** Behind **1 Lap**
Best Time **2:28.814** Best Speed **80.020** On **6** Gp **a**

Lap	Elapsed Time	Lap Time	Lap Speed
1	2:36.268	2:36.268	76.203
2	5:06.884	2:30.616	79.063
3	7:37.250	2:30.366	79.194
4	10:06.372	2:29.122	79.855
5	12:35.458	2:29.086	79.874
6	15:04.272	2:28.814	80.020
7	17:33.616	2:29.344	79.736

DNF 25 Mark WADDELL

Total Time **10:32.395** Avg Speed **75.321** Behind **4 Laps**
Best Time **2:34.964** Best Speed **76.844** On **4** Gp **a**

Lap	Elapsed Time	Lap Time	Lap Speed
1	2:44.262	2:44.262	72.494
2	5:21.457	2:37.195	75.754
3	7:57.431	2:35.974	76.347
4	10:32.395	2:34.964	76.844

DNF 20 Martin LYONS

Total Time **5:41.119** Avg Speed **69.818** Behind **6 Laps**
Best Time **2:41.815** Best Speed **73.591** On **2** Gp **a**

Lap	Elapsed Time	Lap Time	Lap Speed
1	2:59.304	2:59.304	66.413
2	5:41.119	2:41.815	73.591



MCUI
Ulster Centre
Timing
www.mcui-uc.org.uk



Powered by
e-Laps II
© 2008
Walter Marks

H2 ENGINEERING BUSH ROAD RACES

250cc GP & SUPERSPORT 400

Race 8 - Grab A Cab Junior

LAP CHART



1					3					6				
No	Name	G	Elapsed Time	Lap Time	No	Name	G	Elapsed Time	Lap Time	No	Name	G	Elapsed Time	Lap Time
28	Wayne HAMILTON	a	2:25.690	2:25.690	6	William DUNLOP	a	7:04.205	2:18.583	6	William DUNLOP	a	14:02.998	2:18.280
71	Davy MORGAN	a	2:25.970	2:25.970	28	Wayne HAMILTON	a	7:07.633	2:21.048	28	Wayne HAMILTON	a	14:06.944	2:19.446
6	William DUNLOP	a	2:26.188	2:26.188	71	Davy MORGAN	a	7:08.002	2:20.962	104	Daley MATHISON	a	14:07.615	2:19.949
104	Daley MATHISON	a	2:27.177	2:27.177	104	Daley MATHISON	a	7:08.120	2:20.345	71	Davy MORGAN	a	14:13.821	2:22.665
1	Darren BURNS	a	2:28.988	2:28.988	1	Darren BURNS	a	7:18.422	2:26.203	1	Darren BURNS	a	14:35.362	2:23.981
4	Barry DAVIDSON	a	2:31.932	2:31.932	86	Nigel MOORE	a	7:23.741	2:24.655	86	Nigel MOORE	a	14:36.428	2:23.679
86	Nigel MOORE	a	2:32.694	2:32.694	4	Barry DAVIDSON	a	7:24.178	2:25.622	4	Barry DAVIDSON	a	14:36.697	2:23.633
9	Wayne KENNEDY	a	2:36.268	2:36.268	9	Wayne KENNEDY	a	7:37.250	2:30.366	9	Wayne KENNEDY	a	15:04.272	2:28.814
69	Ronnie SCOTT	b	2:41.119	2:41.119	2	Brian MATEER	a	7:52.235	2:34.319	2	Brian MATEER	a	15:32.697	2:32.695
5	Paul LENNON	b	2:41.384	2:41.384	5	Paul LENNON	b	7:53.115	2:36.289	5	Paul LENNON	b	15:42.483	2:37.138
2	Brian MATEER	a	2:43.153	2:43.153	69	Ronnie SCOTT	b	7:55.920	2:37.334	69	Ronnie SCOTT	b	15:42.842	2:33.509
13	Paul MAGUIRE	b	2:43.949	2:43.949	13	Paul MAGUIRE	b	7:56.391	2:37.513	24	Bryan ALLAN	b	15:45.303	2:32.924
25	Mark WADDELL	a	2:44.262	2:44.262	25	Mark WADDELL	a	7:57.431	2:35.974	13	Paul MAGUIRE	b	17:22.966	2:37.040
24	Bryan ALLAN	b	2:46.113	2:46.113	24	Bryan ALLAN	b	8:03.430	2:36.048					
20	Martin LYONS	a	2:59.304	2:59.304						7				
2					4					7				
No	Name	G	Elapsed Time	Lap Time	No	Name	G	Elapsed Time	Lap Time	No	Name	G	Elapsed Time	Lap Time
6	William DUNLOP	a	4:45.622	2:19.434	6	William DUNLOP	a	9:25.150	2:20.945	6	William DUNLOP	a	16:24.000	2:21.002
28	Wayne HAMILTON	a	4:46.585	2:20.895	28	Wayne HAMILTON	a	9:27.660	2:20.027	28	Wayne HAMILTON	a	16:26.005	2:19.061
71	Davy MORGAN	a	4:47.040	2:21.070	104	Daley MATHISON	a	9:28.664	2:20.544	104	Daley MATHISON	a	16:26.154	2:18.539
104	Daley MATHISON	a	4:47.775	2:20.598	71	Davy MORGAN	a	9:29.311	2:21.309	71	Davy MORGAN	a	16:36.250	2:22.429
1	Darren BURNS	a	4:52.219	2:23.231	1	Darren BURNS	a	9:45.120	2:26.698	1	Darren BURNS	a	16:58.526	2:23.164
4	Barry DAVIDSON	a	4:58.556	2:26.624	86	Nigel MOORE	a	9:48.209	2:24.468	86	Nigel MOORE	a	16:59.087	2:22.659
86	Nigel MOORE	a	4:59.086	2:26.392	4	Barry DAVIDSON	a	9:48.495	2:24.317	4	Barry DAVIDSON	a	16:59.340	2:22.643
9	Wayne KENNEDY	a	5:06.884	2:30.616	9	Wayne KENNEDY	a	10:06.372	2:29.122	9	Wayne KENNEDY	a	17:33.616	2:29.344
5	Paul LENNON	b	5:16.826	2:35.442	2	Brian MATEER	a	10:26.417	2:34.182	2	Brian MATEER	a	18:04.584	2:31.887
2	Brian MATEER	a	5:17.916	2:34.763	5	Paul LENNON	b	10:28.735	2:35.620	69	Ronnie SCOTT	b	18:16.749	2:33.907
69	Ronnie SCOTT	b	5:18.586	2:37.467	25	Mark WADDELL	a	10:32.395	2:34.964	5	Paul LENNON	b	18:18.372	2:35.889
13	Paul MAGUIRE	b	5:18.878	2:34.929	69	Ronnie SCOTT	b	10:32.800	2:36.880	24	Bryan ALLAN	b	18:18.722	2:33.419
25	Mark WADDELL	a	5:21.457	2:37.195	13	Paul MAGUIRE	b	10:33.381	2:36.990	13	Paul MAGUIRE	b	22:43.818	5:20.852
24	Bryan ALLAN	b	5:27.382	2:41.269	24	Bryan ALLAN	b	10:38.267	2:34.837	8				
20	Martin LYONS	a	5:41.119	2:41.815	5					8				
					5					8				
No	Name	G	Elapsed Time	Lap Time	No	Name	G	Elapsed Time	Lap Time	No	Name	G	Elapsed Time	Lap Time
6	William DUNLOP	a	11:44.718	2:19.568	6	William DUNLOP	a	11:44.718	2:19.568	6	William DUNLOP	a	18:42.820	2:18.820
28	Wayne HAMILTON	a	11:47.498	2:19.838	28	Wayne HAMILTON	a	11:47.498	2:19.838	28	Wayne HAMILTON	a	18:44.494	2:18.489
104	Daley MATHISON	a	11:47.666	2:19.002	104	Daley MATHISON	a	11:47.666	2:19.002	71	Davy MORGAN	a	18:58.730	2:22.480
71	Davy MORGAN	a	11:51.156	2:21.845	71	Davy MORGAN	a	11:51.156	2:21.845	104	Daley MATHISON	a	19:01.180	2:35.026
1	Darren BURNS	a	12:11.381	2:26.261	1	Darren BURNS	a	12:11.381	2:26.261	1	Darren BURNS	a	19:21.443	2:22.917
86	Nigel MOORE	a	12:12.749	2:24.540	86	Nigel MOORE	a	12:12.749	2:24.540	86	Nigel MOORE	a	19:21.723	2:22.636
4	Barry DAVIDSON	a	12:13.064	2:24.569	4	Barry DAVIDSON	a	12:13.064	2:24.569	4	Barry DAVIDSON	a	19:21.837	2:22.497
9	Wayne KENNEDY	a	12:35.458	2:29.086	9	Wayne KENNEDY	a	12:35.458	2:29.086	2	Brian MATEER	a	20:36.070	2:31.486
2	Brian MATEER	a	13:00.002	2:33.585	2	Brian MATEER	a	13:00.002	2:33.585	69	Ronnie SCOTT	b	20:50.300	2:33.551
5	Paul LENNON	b	13:05.345	2:36.610	5	Paul LENNON	b	13:05.345	2:36.610	5	Paul LENNON	b	20:53.855	2:35.483
69	Ronnie SCOTT	b	13:09.333	2:36.533	69	Ronnie SCOTT	b	13:09.333	2:36.533	24	Bryan ALLAN	b	20:54.316	2:35.594
24	Bryan ALLAN	b	13:12.379	2:34.112	24	Bryan ALLAN	b	13:12.379	2:34.112					
13	Paul MAGUIRE	b	14:45.926	4:12.545	13	Paul MAGUIRE	b	14:45.926	4:12.545					

IRISH ROAD RACE 250GP (subject to confirmation)

2010

Pos	No.	Name	Total	Diff	Gap	#1 #2	
						R1	R1
1	6	William DUNLOP	50	0	0	25	25
2	28	Wayne HAMILTON	33	17	17	13	20
3	71	Davy MORGAN	32	18	1	16	16
4	1	Darren BURNS	21	29	11	10	11
5	3	Michael DUNLOP	20	30	1	20	x
6	4	Barry DAVIDSON	20	30	0	11	9
7	86	Nigel MOORE	19	31	1	9	10
8	104	Daley MATHISON	16	34	3	3	13
9	2	Brian HUGHES	15	35	1	7	8
10	19	Kevin STROWGER	8	42	7	8	x
11	24	Bryan ALLAN	7	43	1	x	7
12	26	Phil HARVEY	6	44	1	6	x
13	33	Sam DUNLOP	5	45	1	5	x
14	9	Wayne KENNEDY	4	46	1	4	x
15	15	Philip ROBINSON	2	48	2	2	x
16	12	Trevor REID	1	49	1	1	x

Event Legend

#1	23/04/2010	ROYAL HOTEL & BRAESIDE COOKSTOWN 100	#2	18/06/2010	H2 ENGINEERING BUSH ROAD RACE
----	-------------------	--------------------------------------	----	-------------------	-------------------------------

Championship Standings of IRISH ROAD RACE SUPERSPORT 400 (subject to confirmation) Printed.: 19/06/2010 15:18:09

IRISH ROAD RACE SUPERSPORT 400 (subject to confirmation)

2010

Pos	No.	Name	Total	Diff	Gap	#1 #2	
						R1	R1
1	13	Paul MAGUIRE	25	0	0	x	25
2	51	Colin MARTIN	25	0	0	25	x
3	38	Joe PHILLIPS	20	5	5	20	x
4	84	Maria COSTELLO	16	9	4	16	x
5	32	Myles BYRNE	13	12	3	13	x

Event Legend

#1	23/04/2010	ROYAL HOTEL & BRAESIDE COOKSTOWN 100	#2	18/06/2010	H2 ENGINEERING BUSH ROAD RACE
----	-------------------	--------------------------------------	----	-------------------	-------------------------------