




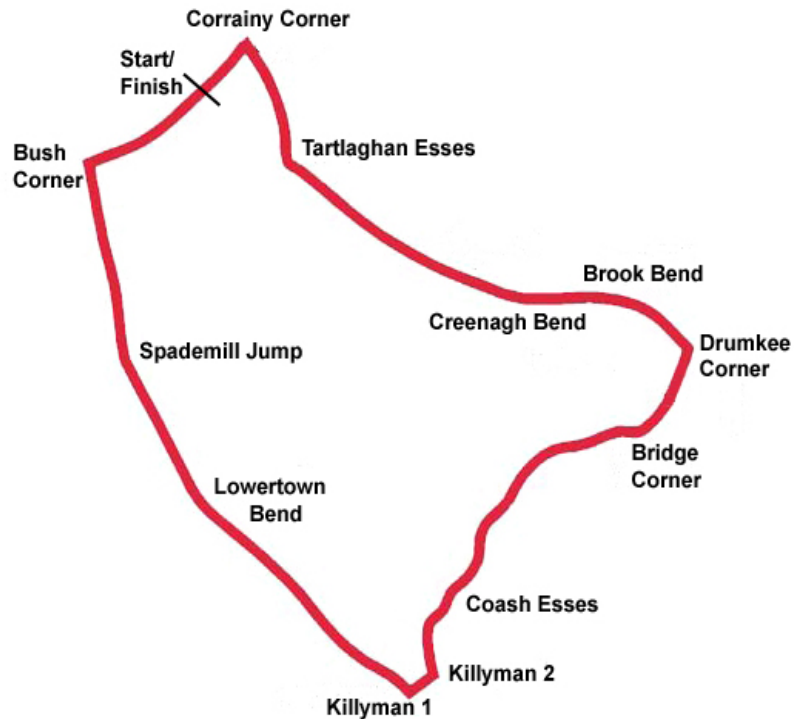
**Friday 18<sup>th</sup> & Saturday 19<sup>th</sup> June 2010**

**promoted by Dungannon & District MCC**  
[www.bushroadraces.com](http://www.bushroadraces.com)

**GERARD McHUGH & SON CRANE HIRE**  
**125cc GP & MOTO 450**



# Bush Circuit 3.3078 miles



## LAP RECORDS

Class	Rider	Machine	m	s	mph	Year
125cc	Michael Dunlop	Honda	2	28.516	80.180	2007
250cc	Ryan Farquhar	Honda	2	20.882	84.525	2008
Supersport 400	Joe Phillips	Kawasaki	2	30.508	79.119	2008
Supertwins	Wayne Kirwan	Suzuki 650	2	30.472	79.138	2008
Supersport	Ryan Farquhar	Kawasaki	2	17.355	86.696	2009
Open 1000cc	Ryan Farquhar	Kawasaki	2	15.447	87.917	2009
	Michael Dunlop	Yamaha 600	2	15.447	87.917	2009
Senior Support	Benny Smith	Suzuki 750	2	24.178	82.593	2009
Junior Support	Wayne Hamilton	Honda 250	2	32.872	77.896	2009
Classic 1000cc	Robert McCrum	Weslake 850	2	40.470	74.208	2006
Classic 500cc	Neill McWhirter	Norton	2	37.104	75.797	2009
Classic 350cc	Adrian McFarland	Honda	2	40.433	74.225	2008
Classic 250cc	Geoff McMullan	Suzuki	2	52.574	69.003	2006

## MOST WINS at BUSH ROAD RACE

Ryan Farquhar	6	2008-09
Conor Cummins	3	2007
Nigel Moore	3	2007-09

## ALL TIME IRISH ROAD RACE WINNERS (after North West 200 2010)

Most Wins at All Irish Road Race Meetings			Most Wins at Irish National Road Race Meetings				
1.	Joey Dunlop	156	1971-00	1.	Ryan Farquhar	126*	1995-10
2.	Robert Dunlop	135	1980-08	2.	Joey Dunlop	119	1971-00
	Ryan Farquhar	135*	1995-10	3.	Robert Dunlop	111	1980-08
4.	Ray McCullough	109	1960-82	4.	Ray McCullough	99	1960-82
5.	Phillip McCallen	109	1987-99	5.	Phillip McCallen	84	1987-99

\* pending appeal about result of the 125ccGP/Moto 450 race at Cookstown 100

# H2 ENGINEERING BUSH ROAD RACES

125cc GP & MOTO 450


Qualifying

Friday, 18 June 2010



Pos	Class	No	Name	Machine / Sponsor	----- Best Lap -----			Laps
					Time	Behind	Speed	
Qualifying Classification								
1	125R	6	William DUNLOP	Honda - James Delaney	2:25.880		81.629	4
2	125R	86	Nigel MOORE	Honda	2:29.752	3.872	79.519	4
3	125R	36	Neill McWHIRTER	Honda - PS	2:30.763	4.883	78.985	4
4	125R	18	Paul ROBINSON	Honda - Impact Conveyor Parts	2:30.926	5.046	78.900	3
5	125R	33	Sam DUNLOP	Honda	2:33.390	7.510	77.633	4
6	125R	1	Darren BURNS	Honda - Peter Simpson	2:34.105	8.225	77.273	4
7	125R	44	Craig GIBSON	Honda - Team Polaris Racing	2:35.568	9.688	76.546	4
8	125R	54	Adrian COLEMAN	Honda - Browne	2:36.621	10.741	76.031	4
9	125R	9	Wayne KENNEDY	Honda - Harp Farm	2:37.556	11.676	75.580	4
10	125R	32	Joe PHILLIPS	Honda	2:37.647	11.767	75.536	4
11	M450	35	Trevor FERGUSON	Yamaha 450	2:38.031	12.151	75.353	4
12	125R	5	William COWDEN	Honda - Team Cowden	2:39.824	13.944	74.507	4
13	125R	17	Ciaran DONNELLY	Honda	2:41.188	15.308	73.877	3
14	125R	7	Jeff SHAW	Honda - Logan Racing	2:44.831	18.951	72.244	4
15	125R	50	Mick CHATTERTON	Honda	2:52.726	26.846	68.942	4
16	125R	49	Malcolm LOVE	Aprilia - People Direct	2:53.102	27.222	68.792	4

These Results are provisional and are subject to ratification by the Stewards of the Meeting.

Track	<b>Bush</b>	Signed		Organising Club	<b>Dungannon &amp; District MCC</b>
Length(miles)	<b>3.3078</b>		Chief Timekeeper	Qualifying Started	<b>20:36:08.961</b>
Weather	<b>Sunny</b>	Issued At:	20:48:56		
Track	<b>Dry</b>				



MCUI  
Ulster Centre  
Timing  
www.mcui-uc.org.uk



Powered by  
**e-Laps II**  
© 2008  
Walter Marks

# H2 ENGINEERING BUSH ROAD RACES



125cc GP & MOTO 450

Qualifying

Friday, 18 June 2010

## DETAILED RESULT

### Qualifying Classification

Position

**1** **6 William DUNLOP**

Behind

Best Time **2:25.880** Best Speed **81.629** On **4** Gp **a**

Lap	Elapsed Time	Lap Time	Lap Speed
1	3:14.690	3:14.690	61.164
2	5:47.244	2:32.554	78.058
3	8:46.316	2:59.072	66.499
4	11:12.196	2:25.880	81.629

**2** **86 Nigel MOORE**

Behind **3.872**

Best Time **2:29.752** Best Speed **79.519** On **4** Gp **a**

Lap	Elapsed Time	Lap Time	Lap Speed
1	3:21.057	3:21.057	59.227
2	5:55.853	2:34.796	76.928
3	8:26.219	2:30.366	79.194
4	10:55.971	2:29.752	79.519

**3** **36 Neill McWHIRTER**

Behind **4.883**

Best Time **2:30.763** Best Speed **78.985** On **4** Gp **a**

Lap	Elapsed Time	Lap Time	Lap Speed
1	3:56.289	3:56.289	50.396
2	6:30.147	2:33.858	77.397
3	9:03.648	2:33.501	77.577
4	11:34.411	2:30.763	78.985

**4** **18 Paul ROBINSON**

Behind **5.046**

Best Time **2:30.926** Best Speed **78.900** On **3** Gp **a**

Lap	Elapsed Time	Lap Time	Lap Speed
1	3:19.433	3:19.433	59.710
2	5:55.989	2:36.556	76.063
3	8:26.915	2:30.926	78.900
4	11:01.932	2:35.017	76.818

**5** **33 Sam DUNLOP**

Behind **7.510**

Best Time **2:33.390** Best Speed **77.633** On **4** Gp **a**

Lap	Elapsed Time	Lap Time	Lap Speed
1	3:35.544	3:35.544	55.247
2	6:23.967	2:48.423	70.703
3	9:00.223	2:36.256	76.209
4	11:33.613	2:33.390	77.633

### Qualifying Classification

Position

**6** **1 Darren BURNS**

Behind **8.225**

Best Time **2:34.105** Best Speed **77.273** On **4** Gp **a**

Lap	Elapsed Time	Lap Time	Lap Speed
1	3:38.048	3:38.048	54.612
2	6:35.992	2:57.944	66.920
3	9:11.678	2:35.686	76.488
4	11:45.783	2:34.105	77.273

**7** **44 Craig GIBSON**

Behind **9.688**

Best Time **2:35.568** Best Speed **76.546** On **4** Gp **a**

Lap	Elapsed Time	Lap Time	Lap Speed
1	3:19.227	3:19.227	59.771
2	5:57.118	2:37.891	75.420
3	8:34.478	2:37.360	75.674
4	11:10.046	2:35.568	76.546

**8** **54 Adrian COLEMAN**

Behind **10.741**

Best Time **2:36.621** Best Speed **76.031** On **4** Gp **a**

Lap	Elapsed Time	Lap Time	Lap Speed
1	3:07.686	3:07.686	63.447
2	5:47.878	2:40.192	74.336
3	8:26.538	2:38.660	75.054
4	11:03.159	2:36.621	76.031

**9** **9 Wayne KENNEDY**

Behind **11.676**

Best Time **2:37.556** Best Speed **75.580** On **4** Gp **a**

Lap	Elapsed Time	Lap Time	Lap Speed
1	3:28.145	3:28.145	57.211
2	6:07.578	2:39.433	74.690
3	8:46.100	2:38.522	75.119
4	11:23.656	2:37.556	75.580

**10** **32 Joe PHILLIPS**

Behind **11.767**

Best Time **2:37.647** Best Speed **75.536** On **4** Gp **a**

Lap	Elapsed Time	Lap Time	Lap Speed
1	2:52.687	2:52.687	68.958
2	5:32.810	2:40.123	74.368
3	8:12.608	2:39.798	74.520
4	10:50.255	2:37.647	75.536



# H2 ENGINEERING BUSH ROAD RACES



125cc GP & MOTO 450

Qualifying

Friday, 18 June 2010

## DETAILED RESULT

### Qualifying Classification

Position

**11** 35 Trevor FERGUSON

Behind 12.151

Best Time 2:38.031 Best Speed 75.353 On 4 Gp a

Lap	Elapsed Time	Lap Time	Lap Speed
1	3:26.813	3:26.813	57.579
2	6:07.788	2:40.975	73.975
3	8:46.349	2:38.561	75.101
4	11:24.380	2:38.031	75.353

**12** 5 William COWDEN

Behind 13.944

Best Time 2:39.824 Best Speed 74.507 On 4 Gp a

Lap	Elapsed Time	Lap Time	Lap Speed
1	3:36.625	3:36.625	54.971
2	6:26.079	2:49.454	70.273
3	9:07.530	2:41.451	73.757
4	11:47.354	2:39.824	74.507

**13** 17 Ciaran DONNELLY

Behind 15.308

Best Time 2:41.188 Best Speed 73.877 On 3 Gp a

Lap	Elapsed Time	Lap Time	Lap Speed
1	3:41.026	3:41.026	53.876
2	6:37.341	2:56.315	67.539
3	9:18.529	2:41.188	73.877
4	12:00.616	2:42.087	73.467

**14** 7 Jeff SHAW

Behind 18.951

Best Time 2:44.831 Best Speed 72.244 On 4 Gp a

Lap	Elapsed Time	Lap Time	Lap Speed
1	3:38.542	3:38.542	54.489
2	6:43.499	3:04.957	64.383
3	9:28.448	2:44.949	72.192
4	12:13.279	2:44.831	72.244

**15** 50 Mick CHATTERTON

Behind 26.846

Best Time 2:52.726 Best Speed 68.942 On 4 Gp a

Lap	Elapsed Time	Lap Time	Lap Speed
1	3:37.864	3:37.864	54.658
2	6:37.825	2:59.961	66.170
3	9:31.806	2:53.981	68.445
4	12:24.532	2:52.726	68.942

### Qualifying Classification

Position

**16** 49 Malcolm LOVE

Behind 27.222

Best Time 2:53.102 Best Speed 68.792 On 4 Gp a

Lap	Elapsed Time	Lap Time	Lap Speed
1	3:29.640	3:29.640	56.803
2	6:29.406	2:59.766	66.242
3	9:25.106	2:55.700	67.775
4	12:18.208	2:53.102	68.792

H2 ENGINEERING BUSH ROAD RACE

125cc GP & MOTO 450

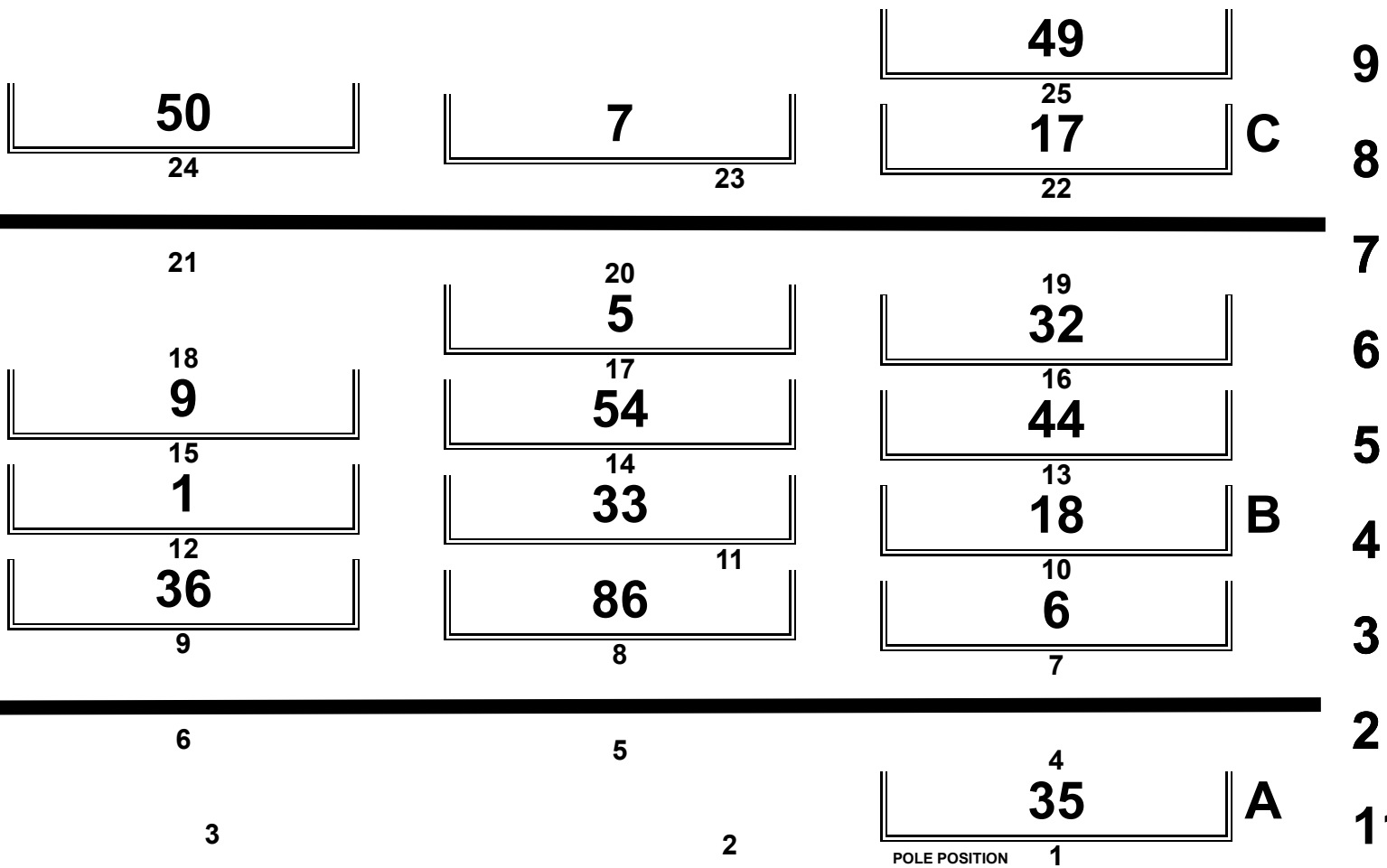
Bush 3.308 Miles

R10: Gerard McHugh & Son Crane Hire Lightweight

19/06/2010 15:00

Race (8 Laps)

**Race 10 - 125cc GP & MOTO 450**



Provisional result subject to confirmation by the Stewards of the Meeting

Orbits

Promoted by Dungannon and District Motorrrcycle Club

www.amb-it.com

MCUI (Ulster Centre) Timing

www.mylaps.com

www.elaps-timing.com

Licensed to: MCUI

# H2 ENGINEERING BUSH ROAD RACES

125cc GP & MOTO 450

Race 10 - Gerard McHugh & Son Crane Hire Lightweight

Saturday, 19 June 2010



Pos	Class	No	Name	Machine / Sponsor	Gp	Laps	Total Time	Behind	Speed	-----Best Lap-----		
										Time	Speed	On
<b>Race Classification</b>												
1	125R	6	William DUNLOP	Honda - James Delaney	b	8	19:30.811		81.366	2:23.443	83.016	4
2	125R	86	Nigel MOORE	Honda	b	8	19:32.279	1.468	81.264	2:24.657	82.319	4
3	125R	18	Paul ROBINSON	Honda - Impact Conveyor Parts	b	8	19:32.818	2.007	81.227	2:24.752	82.265	4
4	125R	36	Neill McWHIRTER	Honda - PS	b	8	19:37.147	6.336	80.928	2:25.674	81.745	5
5	125R	33	Sam DUNLOP	Honda	b	8	20:03.171	32.360	79.178	2:27.850	80.542	7
6	125R	1	Darren BURNS	Honda - Peter Simpson	b	8	20:05.431	34.620	79.030	2:27.768	80.586	7
7	125R	9	Wayne KENNEDY	Honda - Harp Farm	b	8	20:09.371	38.560	78.772	2:28.940	79.952	3
8	125R	54	Adrian COLEMAN	Honda - Browne	b	8	20:09.818	39.007	78.743	2:29.518	79.643	3
9	125R	44	Craig GIBSON	Honda - Team Polaris Racing	b	8	20:26.786	55.975	77.654	2:30.168	79.298	7
10	125R	5	William COWDEN	Honda - Team Cowden	b	8	20:26.844	56.033	77.650	2:31.069	78.825	6
11	125R	32	Joe PHILLIPS	Honda	b	8	20:27.004	56.193	77.640	2:30.448	79.151	8
12	125R	17	Ciaran DONNELLY	Honda	c	8	20:57.678	1:26.867	75.746	2:35.719	76.472	7
13	M450	35	Trevor FERGUSON	Yamaha 450	a	8	21:43.913	2:13.102	73.061	2:35.837	76.414	7


Fastest Lap / New Lap Record 83.016 mph (Previously 80.180 mph)

125R	6	William DUNLOP	Honda - James Delaney	b						2:23.443	83.016	4
------	---	----------------	-----------------------	---	--	--	--	--	--	----------	--------	---

### Not Classified

<b>DNF</b>	125R	7	Jeff SHAW	Honda - Logan Racing	c	5	13:09.175	3 Laps	75.446	2:35.556	76.552	3
<b>DNF</b>	125R	50	Mick CHATTERTON	Honda	c	5	14:07.624	58.449	70.244	2:46.929	71.336	5

These Results are provisional and are subject to ratification by the Stewards of the Meeting.

Track	<b>Bush</b>	Signed		Organising Club	<b>Dungannon &amp; District MCC</b>
Length(miles)	<b>3.3078</b>		Chief Timekeeper	Warmup Started	
Weather	<b>Sunny</b>			Race Started	<b>15:59:26.294</b>
Track	<b>Dry</b>	Issued At:	16:22:57	<b>Gp Time Diff - b 30.2 / c 45.98</b>	



MCUI  
Ulster Centre  
Timing  
www.mcui-uc.org.uk



Powered by  
**e-Laps II**  
© 2008  
Walter Marks



# H2 ENGINEERING BUSH ROAD RACES



125cc GP & MOTO 450

Race 10 - Gerard McHugh & Son Crane Hire Lightweight

Saturday, 19 June 2010

## DETAILED RESULT

### Race Classification

**1** 6 William DUNLOP

Total Time **19:30.811** Avg Speed **81.366** Behind  
Best Time **2:23.443** Best Speed **83.016** On **4** Gp **b**

Lap	Elapsed Time	Lap Time	Lap Speed
1	2:36.344	2:36.344	76.166
2	5:00.159	2:23.815	82.801
3	7:25.313	2:25.154	82.038
4	9:48.756	2:23.443	83.016
5	12:12.778	2:24.022	82.682
6	14:37.297	2:24.519	82.398
7	17:04.139	2:26.842	81.095
8	19:30.811	2:26.672	81.189

**2** 86 Nigel MOORE

Total Time **19:32.279** Avg Speed **81.264** Behind **1.468**  
Best Time **2:24.657** Best Speed **82.319** On **4** Gp **b**

Lap	Elapsed Time	Lap Time	Lap Speed
1	2:32.522	2:32.522	78.075
2	4:58.801	2:26.279	81.407
3	7:25.471	2:26.670	81.190
4	9:50.128	2:24.657	82.319
5	12:15.263	2:25.135	82.048
6	14:40.877	2:25.614	81.778
7	17:07.222	2:26.345	81.370
8	19:32.279	2:25.057	82.092

**3** 18 Paul ROBINSON

Total Time **19:32.818** Avg Speed **81.227** Behind **2.007**  
Best Time **2:24.752** Best Speed **82.265** On **4** Gp **b**

Lap	Elapsed Time	Lap Time	Lap Speed
1	2:33.046	2:33.046	77.807
2	4:59.346	2:26.300	81.395
3	7:25.989	2:26.643	81.205
4	9:50.741	2:24.752	82.265
5	12:15.731	2:24.990	82.130
6	14:41.264	2:25.533	81.824
7	17:07.585	2:26.321	81.383
8	19:32.818	2:25.233	81.993

### Race Classification

**4** 36 Neill McWHIRTER

Total Time **19:37.147** Avg Speed **80.928** Behind **6.336**  
Best Time **2:25.674** Best Speed **81.745** On **5** Gp **b**

Lap	Elapsed Time	Lap Time	Lap Speed
1	2:33.530	2:33.530	77.562
2	4:59.985	2:26.455	81.309
3	7:26.471	2:26.486	81.292
4	9:52.591	2:26.120	81.495
5	12:18.265	2:25.674	81.745
6	14:44.366	2:26.101	81.506
7	17:11.220	2:26.854	81.088
8	19:37.147	2:25.927	81.603

**5** 33 Sam DUNLOP

Total Time **20:03.171** Avg Speed **79.178** Behind **32.360**  
Best Time **2:27.850** Best Speed **80.542** On **7** Gp **b**

Lap	Elapsed Time	Lap Time	Lap Speed
1	2:36.554	2:36.554	76.064
2	5:06.144	2:29.590	79.605
3	7:36.866	2:30.722	79.007
4	10:07.591	2:30.725	79.005
5	12:37.831	2:30.240	79.260
6	15:06.649	2:28.818	80.018
7	17:34.499	2:27.850	80.542
8	20:03.171	2:28.672	80.096

**6** 1 Darren BURNS

Total Time **20:05.431** Avg Speed **79.030** Behind **34.620**  
Best Time **2:27.768** Best Speed **80.586** On **7** Gp **b**

Lap	Elapsed Time	Lap Time	Lap Speed
1	2:40.085	2:40.085	74.386
2	5:09.555	2:29.470	79.669
3	7:38.664	2:29.109	79.862
4	10:08.713	2:30.049	79.361
5	12:38.746	2:30.033	79.370
6	15:07.881	2:29.135	79.848
7	17:35.649	2:27.768	80.586
8	20:05.431	2:29.782	79.503



# H2 ENGINEERING BUSH ROAD RACES



125cc GP & MOTO 450

Race 10 - Gerard McHugh & Son Crane Hire Lightweight

Saturday, 19 June 2010

## DETAILED RESULT

### Race Classification

**7** 9 Wayne KENNEDY

Total Time **20:09.371** Avg Speed **78.772** Behind **38.560**  
Best Time **2:28.940** Best Speed **79.952** On **3** Gp **b**

Lap	Elapsed Time	Lap Time	Lap Speed
1	2:38.529	2:38.529	75.116
2	5:08.711	2:30.182	79.291
3	7:37.651	2:28.940	79.952
4	10:07.878	2:30.227	79.267
5	12:38.107	2:30.229	79.266
6	15:08.106	2:29.999	79.388
7	17:38.375	2:30.269	79.245
8	20:09.371	2:30.996	78.864

### Race Classification

**10** 5 William COWDEN

Total Time **20:26.844** Avg Speed **77.650** Behind **56.033**  
Best Time **2:31.069** Best Speed **78.825** On **6** Gp **b**

Lap	Elapsed Time	Lap Time	Lap Speed
1	2:42.599	2:42.599	73.236
2	5:16.561	2:33.962	77.344
3	7:48.930	2:32.369	78.153
4	10:21.169	2:32.239	78.220
5	12:53.232	2:32.063	78.310
6	15:24.301	2:31.069	78.825
7	17:55.522	2:31.221	78.746
8	20:26.844	2:31.322	78.694

**8** 54 Adrian COLEMAN

Total Time **20:09.818** Avg Speed **78.743** Behind **39.007**  
Best Time **2:29.518** Best Speed **79.643** On **3** Gp **b**

Lap	Elapsed Time	Lap Time	Lap Speed
1	2:38.055	2:38.055	75.341
2	5:09.874	2:31.819	78.436
3	7:39.392	2:29.518	79.643
4	10:09.204	2:29.812	79.487
5	12:39.101	2:29.897	79.442
6	15:08.829	2:29.728	79.531
7	17:38.968	2:30.139	79.314
8	20:09.818	2:30.850	78.940

**11** 32 Joe PHILLIPS

Total Time **20:27.004** Avg Speed **77.640** Behind **56.193**  
Best Time **2:30.448** Best Speed **79.151** On **8** Gp **b**

Lap	Elapsed Time	Lap Time	Lap Speed
1	2:40.422	2:40.422	74.230
2	5:14.491	2:34.069	77.291
3	7:48.131	2:33.640	77.506
4	10:21.678	2:33.547	77.553
5	12:53.711	2:32.033	78.326
6	15:25.627	2:31.916	78.386
7	17:56.556	2:30.929	78.899
8	20:27.004	2:30.448	79.151

**9** 44 Craig GIBSON

Total Time **20:26.786** Avg Speed **77.654** Behind **55.975**  
Best Time **2:30.168** Best Speed **79.298** On **7** Gp **b**

Lap	Elapsed Time	Lap Time	Lap Speed
1	2:41.347	2:41.347	73.804
2	5:14.730	2:33.383	77.636
3	7:47.987	2:33.257	77.700
4	10:22.294	2:34.307	77.171
5	12:54.502	2:32.208	78.236
6	15:25.037	2:30.535	79.105
7	17:55.205	2:30.168	79.298
8	20:26.786	2:31.581	78.559

**12** 17 Ciaran DONNELLY

Total Time **20:57.678** Avg Speed **75.746** Behind **1:26.867**  
Best Time **2:35.719** Best Speed **76.472** On **7** Gp **c**

Lap	Elapsed Time	Lap Time	Lap Speed
1	2:41.768	2:41.768	73.612
2	5:17.785	2:36.017	76.326
3	7:54.440	2:36.655	76.015
4	10:31.526	2:37.086	75.806
5	13:08.210	2:36.684	76.001
6	15:45.200	2:36.990	75.852
7	18:20.919	2:35.719	76.472
8	20:57.678	2:36.759	75.964

# H2 ENGINEERING BUSH ROAD RACES

125cc GP & MOTO 450

Race 10 - Gerard McHugh & Son Crane Hire Lightweight

Saturday, 19 June 2010

## DETAILED RESULT



### Race Classification

**13** 35 Trevor FERGUSON

Total Time **21:43.913** Avg Speed **73.061** Behind **2:13.102**

Best Time **2:35.837** Best Speed **76.414** On **7** Gp **a**

Lap	Elapsed Time	Lap Time	Lap Speed
1	3:16.130	3:16.130	60.715
2	5:53.003	2:36.873	75.909
3	8:34.789	2:41.786	73.604
4	11:17.864	2:43.075	73.022
5	13:54.620	2:36.756	75.966
6	16:31.602	2:36.982	75.856
7	19:07.439	2:35.837	76.414
8	21:43.913	2:36.474	76.103

### Not Classified

**DNF** 7 Jeff SHAW

Total Time **13:09.175** Avg Speed **75.446** Behind **3 Laps**

Best Time **2:35.556** Best Speed **76.552** On **3** Gp **c**

Lap	Elapsed Time	Lap Time	Lap Speed
1	2:43.641	2:43.641	72.770
2	5:19.712	2:36.071	76.299
3	7:55.268	2:35.556	76.552
4	10:32.820	2:37.552	75.582
5	13:09.175	2:36.355	76.161

**DNF** 50 Mick CHATTERTON

Total Time **14:07.624** Avg Speed **70.244** Behind **58.449**

Best Time **2:46.929** Best Speed **71.336** On **5** Gp **c**

Lap	Elapsed Time	Lap Time	Lap Speed
1	2:55.784	2:55.784	67.743
2	5:44.522	2:48.738	70.571
3	8:32.328	2:47.806	70.963
4	11:20.695	2:48.367	70.727
5	14:07.624	2:46.929	71.336



MCUI  
Ulster Centre  
Timing  
www.mcui-uc.org.uk



nitec



2&4  
WHEEL MOTORSPORT  
STEERING GROUP LTD.



Powered by  
e-Laps II  
© 2008  
Walter Marks

# H2 ENGINEERING BUSH ROAD RACES

125cc GP & MOTO 450

Race 10 - Gerard McHugh & Son Crane Hire Lightweight

## LAP CHART



1					3					5				
No	Name	G	Elapsed Time	Lap Time	No	Name	G	Elapsed Time	Lap Time	No	Name	G	Elapsed Time	Lap Time
86	Nigel MOORE	b	2:32.522	2:32.522	6	William DUNLOP	b	7:25.313	2:25.154	6	William DUNLOP	b	12:12.778	2:24.022
18	Paul ROBINSON	b	2:33.046	2:33.046	86	Nigel MOORE	b	7:25.471	2:26.670	86	Nigel MOORE	b	12:15.263	2:25.135
36	Neill McWHIRTER	b	2:33.530	2:33.530	18	Paul ROBINSON	b	7:25.989	2:26.643	18	Paul ROBINSON	b	12:15.731	2:24.990
6	William DUNLOP	b	2:36.344	2:36.344	36	Neill McWHIRTER	b	7:26.471	2:26.486	36	Neill McWHIRTER	b	12:18.265	2:25.674
33	Sam DUNLOP	b	2:36.554	2:36.554	33	Sam DUNLOP	b	7:36.866	2:30.722	33	Sam DUNLOP	b	12:37.831	2:30.240
54	Adrian COLEMAN	b	2:38.055	2:38.055	9	Wayne KENNEDY	b	7:37.651	2:28.940	9	Wayne KENNEDY	b	12:38.107	2:30.229
9	Wayne KENNEDY	b	2:38.529	2:38.529	1	Darren BURNS	b	7:38.664	2:29.109	1	Darren BURNS	b	12:38.746	2:30.033
1	Darren BURNS	b	2:40.085	2:40.085	54	Adrian COLEMAN	b	7:39.392	2:29.518	54	Adrian COLEMAN	b	12:39.101	2:29.897
32	Joe PHILLIPS	b	2:40.422	2:40.422	44	Craig GIBSON	b	7:47.987	2:33.257	5	William COWDEN	b	12:53.232	2:32.063
44	Craig GIBSON	b	2:41.347	2:41.347	32	Joe PHILLIPS	b	7:48.131	2:33.640	32	Joe PHILLIPS	b	12:53.711	2:32.033
17	Ciaran DONNELLY	c	2:41.768	2:41.768	5	William COWDEN	b	7:48.930	2:32.369	44	Craig GIBSON	b	12:54.502	2:32.208
5	William COWDEN	b	2:42.599	2:42.599	17	Ciaran DONNELLY	c	7:54.440	2:36.655	17	Ciaran DONNELLY	c	13:08.210	2:36.684
7	Jeff SHAW	c	2:43.641	2:43.641	7	Jeff SHAW	c	7:55.268	2:35.556	7	Jeff SHAW	c	13:09.175	2:36.355
50	Mick CHATTERTON	c	2:55.784	2:55.784	50	Mick CHATTERTON	c	8:32.328	2:47.806	35	Trevor FERGUSON	a	13:54.620	2:36.756
35	Trevor FERGUSON	a	3:16.130	3:16.130	35	Trevor FERGUSON	a	8:34.789	2:41.786	50	Mick CHATTERTON	c	14:07.624	2:46.929

2					4					6				
No	Name	G	Elapsed Time	Lap Time	No	Name	G	Elapsed Time	Lap Time	No	Name	G	Elapsed Time	Lap Time
86	Nigel MOORE	b	4:58.801	2:26.279	6	William DUNLOP	b	9:48.756	2:23.443	6	William DUNLOP	b	14:37.297	2:24.519
18	Paul ROBINSON	b	4:59.346	2:26.300	86	Nigel MOORE	b	9:50.128	2:24.657	86	Nigel MOORE	b	14:40.877	2:25.614
36	Neill McWHIRTER	b	4:59.985	2:26.455	18	Paul ROBINSON	b	9:50.741	2:24.752	18	Paul ROBINSON	b	14:41.264	2:25.533
6	William DUNLOP	b	5:00.159	2:23.815	36	Neill McWHIRTER	b	9:52.591	2:26.120	36	Neill McWHIRTER	b	14:44.366	2:26.101
33	Sam DUNLOP	b	5:06.144	2:29.590	33	Sam DUNLOP	b	10:07.591	2:30.725	33	Sam DUNLOP	b	15:06.649	2:28.818
9	Wayne KENNEDY	b	5:08.711	2:30.182	9	Wayne KENNEDY	b	10:07.878	2:30.227	1	Darren BURNS	b	15:07.881	2:29.135
1	Darren BURNS	b	5:09.555	2:29.470	1	Darren BURNS	b	10:08.713	2:30.049	9	Wayne KENNEDY	b	15:08.106	2:29.999
54	Adrian COLEMAN	b	5:09.874	2:31.819	54	Adrian COLEMAN	b	10:09.204	2:29.812	54	Adrian COLEMAN	b	15:08.829	2:29.728
32	Joe PHILLIPS	b	5:14.491	2:34.069	5	William COWDEN	b	10:21.169	2:32.239	5	William COWDEN	b	15:24.301	2:31.069
44	Craig GIBSON	b	5:14.730	2:33.383	32	Joe PHILLIPS	b	10:21.678	2:33.547	44	Craig GIBSON	b	15:25.037	2:30.535
5	William COWDEN	b	5:16.561	2:33.962	44	Craig GIBSON	b	10:22.294	2:34.307	32	Joe PHILLIPS	b	15:25.627	2:31.916
17	Ciaran DONNELLY	c	5:17.785	2:36.017	17	Ciaran DONNELLY	c	10:31.526	2:37.086	17	Ciaran DONNELLY	c	15:45.200	2:36.990
7	Jeff SHAW	c	5:19.712	2:36.071	7	Jeff SHAW	c	10:32.820	2:37.552	35	Trevor FERGUSON	a	16:31.602	2:36.982
50	Mick CHATTERTON	c	5:44.522	2:48.738	35	Trevor FERGUSON	a	11:17.864	2:43.075					
35	Trevor FERGUSON	a	5:53.003	2:36.873	50	Mick CHATTERTON	c	11:20.695	2:48.367					

7				
No	Name	G	Elapsed Time	Lap Time
6	William DUNLOP	b	17:04.139	2:26.842
86	Nigel MOORE	b	17:07.222	2:26.345
18	Paul ROBINSON	b	17:07.585	2:26.321
36	Neill McWHIRTER	b	17:11.220	2:26.854
33	Sam DUNLOP	b	17:34.499	2:27.850
1	Darren BURNS	b	17:35.649	2:27.768
9	Wayne KENNEDY	b	17:38.375	2:30.269
54	Adrian COLEMAN	b	17:38.968	2:30.139
44	Craig GIBSON	b	17:55.205	2:30.168
5	William COWDEN	b	17:55.522	2:31.221
32	Joe PHILLIPS	b	17:56.556	2:30.929
17	Ciaran DONNELLY	c	18:20.919	2:35.719
35	Trevor FERGUSON	a	19:07.439	2:35.837

# H2 ENGINEERING BUSH ROAD RACES

125cc GP & MOTO 450

Race 10 - Gerard McHugh & Son Crane Hire Lightweight

## LAP CHART



8

No	Name	G	Elapsed Time	Lap Time
6	William DUNLOP	b	19:30.811	2:26.672
86	Nigel MOORE	b	19:32.279	2:25.057
18	Paul ROBINSON	b	19:32.818	2:25.233
36	Neill McWHIRTER	b	19:37.147	2:25.927
33	Sam DUNLOP	b	20:03.171	2:28.672
1	Darren BURNS	b	20:05.431	2:29.782
9	Wayne KENNEDY	b	20:09.371	2:30.996
54	Adrian COLEMAN	b	20:09.818	2:30.850
44	Craig GIBSON	b	20:26.786	2:31.581
5	William COWDEN	b	20:26.844	2:31.322
32	Joe PHILLIPS	b	20:27.004	2:30.448
17	Ciaran DONNELLY	c	20:57.678	2:36.759
35	Trevor FERGUSON	a	21:43.913	2:36.474

**IRISH ROAD RACE 125GP (subject to confirmation)**

2010

Pos	No.	Name	Total	Diff	Gap	#1 #2	
						R1	R1
1	6	William DUNLOP	50	0	0	25	25
2	86	Nigel MOORE	40	10	10	20	20
3	18	Paul ROBINSON	32	18	8	16	16
4	36	Neill McWHIRTER	26	24	6	13	13
5	33	Sam DUNLOP	22	28	4	11	11
6	9	Wayne KENNEDY	19	31	3	10	9
7	1	Darren BURNS	18	32	1	8	10
8	54	Adrian COLEMAN	17	33	1	9	8
9	44	Craig GIBSON	13	37	4	6	7
10	5	William COWDEN	13	37	0	7	6
11	32	Joe PHILLIPS	5	45	8	x	5
12	11	Peter WAKEFIELD	5	45	0	5	x
13	17	Ciaran DONNELLY	4	46	1	x	4
14	157	Ian MORRELL	4	46	0	4	x
15	14	Jack SANDS	3	47	1	3	x
16	104	Daley MATHISON	2	48	1	2	x
17	26	Phil HARVEY	1	49	1	1	x

**Event Legend**

#1	23/04/2010	ROYAL HOTEL & BRAESIDE COOKSTOWN 100	#2	18/06/2010	H2 ENGINEERING BUSH ROAD RACE
----	------------	--------------------------------------	----	------------	-------------------------------