


IRISH CLUBMANS CHAMPIONSHIP

at **Bishopscourt**
Saturday 24th July 2010

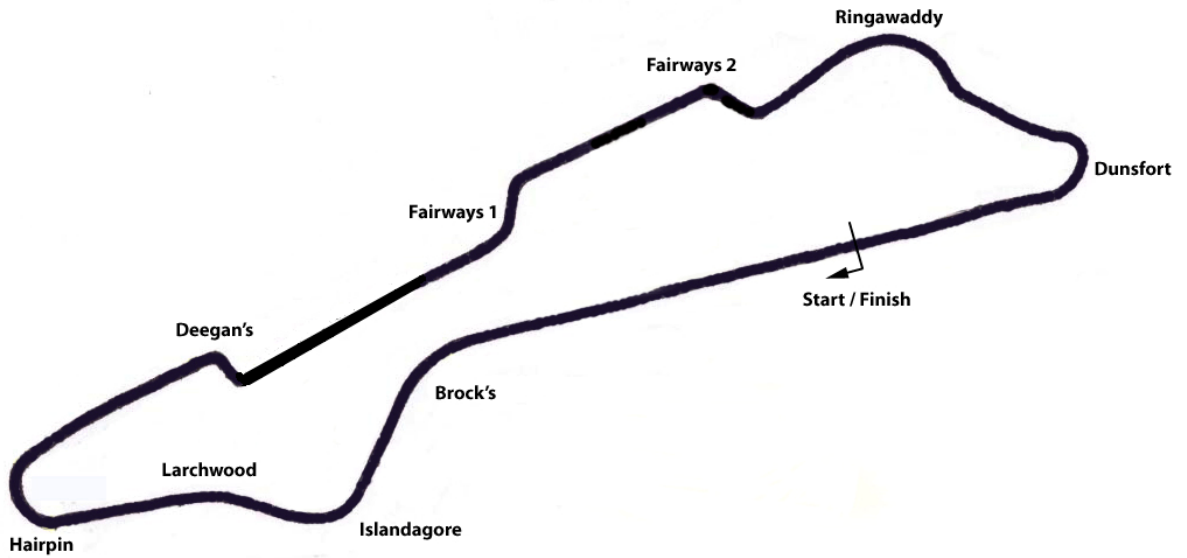
promoted by
Temple Motorcycle & Athletic Club
www.templemcc.com

The Bridgestone logo features a stylized 'B' with a red and white diagonal stripe on the left, followed by the word 'BRIDGESTONE' in a bold, italicized, black sans-serif font.

BRIDGESTONE TYRES
CLUBMANS 1010cc & SUPERSTOCK



Bishopscourt Circuit 1.824 miles



LAP RECORDS

Class	Rider	Machine	m	s	mph	Date
Production 125cc	Jamie Hamilton	Aprilia	1	25.600	76.710	27-08-05
125cc Newcomers	Robert English	Honda	1	18.197	83.973	26-07-08
Clubmans Supersport	Stanley Gamble	Honda	1	13.611	89.204	28-07-07
Clubmans Superstock	Damien Horgan	Yamaha	1	15.729	86.709	03-05-10
Clubmans 1010cc	Colin Thompson	Suzuki	1	13.624	89.188	23-08-08
National 1010cc	Jonathan Rea	Honda	1	06.653	98.516	14-10-06
Pre-1997	Alan Brown	Honda 600	1	15.251	87.260	15-09-07

IRISH CLUBMANS R11 & R12

Sorted on Best Lap time

CLUBMANS 1010cc & SUPERSTOCK

Bishopscourt 1.824 Miles

Qualifying

24/07/2010 10:00

Practice started at 10:01:10

Pos	Class	No.	Name	Machine	Sponsor	Best Tm	Diff	Gap	Best Speed	Lap	Laps	2nd Best
1	CM1010	126	Daniel O'CONNELL	Suzuki	Recession Racing	1:14.737			87.860	9	9	1:14.900
2	CM1010	32	Ashley ROBINSON	Yamaha		1:14.971	0.234	0.234	87.586	13	13	1:17.172
3	CM1010	77	Paul DORNAN	Suzuki	Laverys Bar	1:15.234	0.497	0.263	87.280	7	7	1:16.490
4	CM1010	129	Rodney SINGLETON	Yamaha		1:15.865	1.128	0.631	86.554	12	13	1:16.516
5	CM1010	187	Paul SWORDS	Suzuki		1:15.927	1.190	0.062	86.483	5	16	1:16.343
6	CM1010	55	Anthony ROGAN	Yamaha	Rocket Racing	1:16.102	1.365	0.175	86.284	6	14	1:17.058
7	CM1010	40	Karl McHUGH	Suzuki		1:17.314	2.577	1.212	84.932	7	7	1:17.930
8	CM1010	176	Mark HEWITT	Suzuki		1:17.489	2.752	0.175	84.740	12	13	1:17.779
9	CM1010	83	Simon NOONE	Yamaha		1:17.749	3.012	0.260	84.456	5	12	1:17.783
10	CM1010	89	Ruairi KELLY	Yamaha		1:17.874	3.137	0.125	84.321	14	14	1:18.444
11	CM1010	79	Sean MURRAY	Honda		1:18.272	3.535	0.398	83.892	8	14	1:18.625
12	CM1010	27	Philip McGRATH	Suzuki		1:18.371	3.634	0.099	83.786	9	9	1:18.461
13	CM1010	29	Yannick GALINDO	Suzuki	F.R.T.	1:18.381	3.644	0.010	83.775	12	12	1:18.758
14	CM1010	58	Stephen BRACKEN	Yamaha		1:18.459	3.722	0.078	83.692	12	15	1:18.461
15	CM1010	69	Marty McCLOY	Honda	Team Fabulous	1:18.509	3.772	0.050	83.639	6	8	1:19.143
16	CM1010	21	Alan ARMSTRONG	Suzuki (STK)		1:18.578	3.841	0.069	83.565	12	14	1:19.178
17	CM1010	62	Morgan JENNINGS	Yamaha		1:18.624	3.887	0.046	83.516	15	15	1:19.424
18	CM1010	42	Trevor WILSON	Suzuki		1:19.029	4.292	0.405	83.088	11	16	1:19.296
19	CM1010	104	Mark LINTON	Suzuki 750	M-Tuning	1:19.772	5.035	0.743	82.315	13	15	1:20.260
20	CM1010	88	John SHEARER	Yamaha	Jasmine	1:19.994	5.257	0.222	82.086	14	14	1:20.166
21	CM1010	125	Damien HORAN	Yamaha	Horan Wood Flooring	1:20.262	5.525	0.268	81.812	5	10	1:20.507
22	CM1010	64	Kenneth CLIFFORD	Yamaha		1:20.262	5.525		81.812	9	10	1:21.122
23	CM1010	98	Michael DIXON	Suzuki		1:20.391	5.654	0.129	81.681	11	12	1:20.472
24	CM1010	93	Kevin NOONE	Aprilia		1:20.490	5.753	0.099	81.580	11	13	1:20.929
25	CM1010	33	Keith MOORE	Yamaha	Horse	1:21.245	6.508	0.755	80.822	9	13	1:21.861
26	CMSSP	76	James CHRISTIE	Yamaha 600	Brooks Racing	1:22.035	7.298	0.790	80.044	11	14	1:22.734
27	CM1010	163	Anthony WHITE	Suzuki 750		1:22.677	7.940	0.642	79.422	13	15	1:23.074
28	CM1010	59	Robbie McGOURAN	Honda	R McG Racing	1:24.026	9.289	1.349	78.147	11	11	1:24.790
29	CM1010	36	Paul GORDON	Yamaha	GP Construction	1:25.203	10.466	1.177	77.068	11	14	1:25.896
30	CM1010	45	Michael HOEY	Yamaha		1:25.272	10.535	0.069	77.005	9	11	1:25.638
31	CM1010	95	Aaron BOYD	Suzuki		1:25.738	11.001	0.466	76.587	5	11	1:25.765
32	CM1010	47	Gary ROWLANDS	Suzuki		1:28.793	14.056	3.055	73.952	2	3	1:29.976
33	CM1010	103	William KANE	Suzuki		1:29.311	14.574	0.518	73.523	10	11	1:30.051
34	CM1010	52	Michael CLIFFORD	Honda		1:31.987	17.250	2.676	71.384	13	13	1:31.998
35	CM1010	96	Roland GURNEY	Suzuki					-	0	1	

IRISH CLUBMANS R11 & R12
CLUBMANS 1010cc & SUPERSTOCK
Bishopscourt 1.824 Miles
Qualifying
24/07/2010 10:00
Practice started at 10:01:10

			13	1:16.516	+0.651	4	1:19.840	+2.351	8	1:18.272	
(126) Daniel O'CONNELL						5	1:21.116	+3.627	9	1:21.888	+3.616
1			(187) Paul SWORDS			6	1:20.099	+2.610	10	1:18.625	+0.353
2	1:17.347	+2.610	1			7	1:19.982	+2.493	11	1:18.842	+0.570
3	1:15.344	+0.607	2	1:21.531	+5.604	8	1:22.605	+5.116	12	1:34.200	+15.928
4	1:15.929	+1.192	3	1:29.668	+13.741	9	1:24.500	+7.011	13	1:21.526	+3.254
5	1:16.356	+1.619	4	1:17.704	+1.777	10	1:18.583	+1.094	14	1:21.115	+2.843
6	1:17.441	+2.704	5	1:15.927		11	1:19.628	+2.139			
7	5:41.736	+4:26.999	6	1:16.513	+0.586	12	1:17.489		(27) Philip McGRATH		
8	1:14.900	+0.163	7	1:17.498	+1.571	13	1:17.779	+0.290	1		
9	1:14.737		8	1:20.883	+4.956				2	1:21.110	+2.739
			9	1:17.578	+1.651	(83) Simon NOONE			3	1:20.642	+2.271
(32) Ashley ROBINSON			10	1:17.822	+1.895	1			4	1:22.690	+4.319
1			11	1:17.549	+1.622	2	1:23.572	+5.823	5	1:22.078	+3.707
2	1:19.369	+4.398	12	1:17.108	+1.181	3	1:19.317	+1.568	6	1:20.293	+1.922
3	1:20.141	+5.170	13	1:19.404	+3.477	4	1:17.783	+0.034	7	1:18.461	+0.090
4	1:18.507	+3.536	14	1:17.154	+1.227	5	1:17.749		8	1:19.909	+1.538
5	1:36.171	+21.200	15	1:16.719	+0.792	6	1:19.283	+1.534	9	1:18.371	
6	1:18.542	+3.571	16	1:16.343	+0.416	7	1:21.357	+3.608			
7	1:17.172	+2.201				8	1:17.924	+0.175	(29) Yannick GALINDO		
8	1:38.313	+23.342	(55) Anthony ROGAN			9	1:17.906	+0.157	1		
9	1:33.489	+18.518	1			10	1:18.725	+0.976	2	1:23.531	+5.150
10	1:17.450	+2.479	2	1:25.876	+9.774	11	1:19.158	+1.409	3	1:19.301	+0.920
11	1:20.615	+5.644	3	1:18.886	+2.784	12	1:19.132	+1.383	4	1:19.770	+1.389
12	1:19.560	+4.589	4	1:17.605	+1.503				5	1:20.271	+1.890
13	1:14.971		5	1:18.361	+2.259	(89) Ruairi KELLY			6	1:19.209	+0.828
			6	1:16.102		1			7	1:20.528	+2.147
(77) Paul DORNAN			7	1:17.990	+1.888	2	1:20.661	+2.787	8	1:21.712	+3.331
1			8	3:12.793	+1:56.691	3	1:19.326	+1.452	9	1:18.758	+0.377
2	1:19.551	+4.317	9	1:19.045	+2.943	4	1:20.249	+2.375	10	1:25.813	+7.432
3	1:18.204	+2.970	10	1:17.422	+1.320	5	1:19.509	+1.635	11	1:19.206	+0.825
4	1:16.490	+1.256	11	1:18.178	+2.076	6	1:18.982	+1.108	12	1:18.381	
5	1:17.390	+2.156	12	1:17.891	+1.789	7	1:19.512	+1.638			
6	4:53.400	+3:38.166	13	1:17.058	+0.956	8	1:19.173	+1.299	(58) Stephen BRACKEN		
7	1:15.234		14	1:17.745	+1.643	9	1:21.432	+3.558	1		
						10	1:19.340	+1.466	2	1:23.871	+5.412
(129) Rodney SINGLETON			(40) Karl McHUGH			11	1:18.738	+0.864	3	1:19.933	+1.474
1			1			12	1:18.495	+0.621	4	1:20.400	+1.941
2	1:20.197	+4.332	2	1:21.418	+4.104	13	1:18.444	+0.570	5	1:20.881	+2.422
3	1:20.984	+5.119	3	1:19.571	+2.257	14	1:17.874		6	1:19.573	+1.114
4	1:18.429	+2.564	4	1:18.969	+1.655				7	1:21.141	+2.682
5	1:16.573	+0.708	5	1:18.359	+1.045	(79) Sean MURRAY			8	1:21.781	+3.322
6	1:36.838	+20.973	6	1:17.930	+0.616	1			9	1:20.783	+2.324
7	3:06.856	+1:50.991	7	1:17.314		2	1:39.358	+21.086	10	1:20.181	+1.722
8	1:18.959	+3.094				3	1:26.097	+7.825	11	1:20.866	+2.407
9	1:16.800	+0.935	(176) Mark HEWITT			4	1:27.420	+9.148	12	1:18.459	
10	1:16.676	+0.811	1			5	1:22.424	+4.152	13	1:20.203	+1.744
11	1:17.241	+1.376	2	1:21.266	+3.777	6	1:20.085	+1.813	14	1:27.990	+9.531
12	1:15.865		3	1:18.974	+1.485	7	1:25.317	+7.045	15	1:18.461	+0.002

Provisional result subject to confirmation by the Stewards of the Meeting

Orbits

Promoted by Temple Motorcycle and Athletic Club

MCUI (Ulster Centre) Timing

www.elaps-timing.com
www.amb-it.com
www.mylaps.com

Licensed to: MCUI

IRISH CLUBMANS R11 & R12

CLUBMANS 1010cc & SUPERSTOCK

Bishopscourt 1.824 Miles

Qualifying

24/07/2010 10:00

Practice started at 10:01:10

(69) Marty McCLOY			5	1:19.934	+0.905	3	1:23.706	+3.444	(33) Keith MOORE		
<hr/>			6	1:19.296	+0.267	4	1:22.121	+1.859	<hr/>		
1			7	1:21.376	+2.347	5	1:20.262		1		
2	1:21.775	+3.266	8	1:21.157	+2.128	6	1:24.518	+4.256	2	1:30.360	+9.115
3	1:19.659	+1.150	9	1:19.953	+0.924	7	1:20.507	+0.245	3	1:26.556	+5.311
4	1:19.143	+0.634	10	1:20.400	+1.371	8	1:22.222	+1.960	4	1:25.162	+3.917
5	1:19.878	+1.369	11	1:19.029		9	1:20.571	+0.309	5	1:24.563	+3.318
6	1:18.509		12	1:19.567	+0.538	10	1:20.861	+0.599	6	1:23.891	+2.646
7	1:19.182	+0.673	13	1:19.845	+0.816	(64) Kenneth CLIFFORD			7	1:23.055	+1.810
8	6:23.130	+5:04.621	14	1:21.804	+2.775	<hr/>			8	1:24.334	+3.089
<hr/>			15	1:20.629	+1.600	1			9	1:21.245	
(21) Alan ARMSTRONG			16	1:22.245	+3.216	2	4:07.303	+2:47.041	10	1:21.861	+0.616
<hr/>			(104) Mark LINTON			3	1:24.125	+3.863	11	1:25.848	+4.603
1			<hr/>			4	1:26.331	+6.069	12	1:23.166	+1.921
2	1:22.430	+3.852	1	1:21.607	+1.835	5	1:21.876	+1.614	13	2:49.670	+1:28.425
3	1:20.081	+1.503	2	1:20.606	+0.834	6	1:21.916	+1.654	(76) James CHRISTIE		
4	1:19.766	+1.188	3	1:20.606	+0.834	7	1:21.122	+0.860	<hr/>		
5	1:19.407	+0.829	4	1:21.535	+1.763	8	1:41.297	+21.035	1		
6	1:21.372	+2.794	5	1:23.592	+3.820	9	1:20.262		2	1:30.269	+8.234
7	1:22.242	+3.664	6	1:22.316	+2.544	10	1:29.219	+8.957	3	1:26.455	+4.420
8	1:21.170	+2.592	7	1:22.909	+3.137	(98) Michael DIXON			4	1:25.263	+3.228
9	1:19.858	+1.280	8	1:21.350	+1.578	<hr/>			5	1:24.176	+2.141
10	1:19.241	+0.663	9	1:21.114	+1.342	1			6	1:25.935	+3.900
11	1:21.476	+2.898	10	1:20.260	+0.488	2	1:25.392	+5.001	7	1:25.333	+3.298
12	1:18.578		11	1:21.320	+1.548	3	1:23.808	+3.417	8	1:24.820	+2.785
13	1:19.178	+0.600	12	1:21.315	+1.543	4	1:23.365	+2.974	9	1:25.324	+3.289
14	1:42.127	+23.549	13	1:19.772		5	1:22.069	+1.678	10	1:23.678	+1.643
<hr/>			14	1:23.605	+3.833	6	1:22.847	+2.456	11	1:22.035	
(62) Morgan JENNINGS			15	1:21.088	+1.316	7	1:21.906	+1.515	12	1:27.986	+5.951
<hr/>			(88) John SHEARER			8	5:02.879	+3:42.488	13	1:22.734	+0.699
1			<hr/>			9	1:22.240	+1.849	14	1:23.625	+1.590
2	1:21.270	+2.646	1	1:30.554	+10.560	10	1:20.541	+0.150	(163) Anthony WHITE		
3	1:20.456	+1.832	2	1:30.590	+10.596	11	1:20.391		<hr/>		
4	1:20.862	+2.238	3	1:25.479	+5.485	12	1:20.472	+0.081	1		
5	1:21.038	+2.414	4	1:24.069	+4.075	(93) Kevin NOONE			2	1:27.362	+4.685
6	1:21.493	+2.869	5	1:23.957	+3.963	<hr/>			3	1:27.332	+4.655
7	1:20.248	+1.624	6	1:23.653	+3.659	1			4	1:25.347	+2.670
8	1:23.122	+4.498	7	1:27.284	+7.290	2	1:27.587	+7.097	5	1:27.270	+4.593
9	1:21.444	+2.820	8	1:26.390	+6.396	3	1:22.655	+2.165	6	1:23.747	+1.070
10	1:21.385	+2.761	9	1:21.956	+1.962	4	1:24.883	+4.393	7	1:23.074	+0.397
11	1:20.816	+2.192	10	1:21.956	+1.962	5	1:27.592	+7.102	8	1:29.127	+6.450
12	1:19.424	+0.800	11	1:20.166	+0.172	6	1:26.123	+5.633	9	1:24.600	+1.923
13	1:20.820	+2.196	12	1:21.094	+1.100	7	1:21.945	+1.455	10	1:26.066	+3.389
14	1:21.787	+3.163	13	1:21.326	+1.332	8	1:20.944	+0.454	11	1:26.125	+3.448
15	1:18.624		14	1:19.994		9	1:21.974	+1.484	12	1:24.845	+2.168
<hr/>			(42) Trevor WILSON			10	1:20.929	+0.439	13	1:22.677	
<hr/>			<hr/>			11	1:20.490		14	1:24.087	+1.410
1			(125) Damien HORAN			12	1:21.589	+1.099	15	1:24.118	+1.441
2	1:22.422	+3.393	<hr/>			13	1:31.732	+11.242			
3	1:22.052	+3.023	1								
4	1:20.176	+1.147	2	3:49.782	+2:29.520						

Provisional result subject to confirmation by the Stewards of the Meeting

Orbits

Promoted by Temple Motorcycle and Athletic Club

www.amb-it.com

MCUI (Ulster Centre) Timing

www.mylaps.com

www.elaps-timing.com

Licensed to: MCUI

IRISH CLUBMANS R11 & R12

CLUBMANS 1010cc & SUPERSTOCK

Bishops court 1.824 Miles

Qualifying

24/07/2010 10:00

Practice started at 10:01:10

<u>(59) Robbie McGOURAN</u>			7	1:29.464	+3.726
1			8	1:30.071	+4.333
2	1:47.292	+23.266	9	1:26.334	+0.596
3	2:21.695	+57.669	10	1:26.765	+1.027
4	1:27.774	+3.748	11	1:28.258	+2.520
5	1:26.907	+2.881			
6	1:24.790	+0.764	<u>(47) Gary ROWLANDS</u>		
7	1:26.438	+2.412	1		
8	1:25.869	+1.843	2	1:28.793	
9	1:25.701	+1.675	3	1:29.976	+1.183
10	1:26.919	+2.893			
11	1:24.026		<u>(103) William KANE</u>		
			1		
<u>(36) Paul GORDON</u>			2	1:34.362	+5.051
1			3	1:34.659	+5.348
2	1:29.052	+3.849	4	1:34.285	+4.974
3	1:26.882	+1.679	5	1:32.018	+2.707
4	1:26.492	+1.289	6	1:32.919	+3.608
5	1:30.468	+5.265	7	1:32.555	+3.244
6	1:28.196	+2.993	8	1:32.937	+3.626
7	1:27.314	+2.111	9	1:31.265	+1.954
8	1:27.704	+2.501	10	1:29.311	
9	1:27.084	+1.881	11	1:30.051	+0.740
10	1:25.896	+0.693			
11	1:25.203		<u>(52) Michael CLIFFORD</u>		
12	1:26.760	+1.557	1		
13	1:27.618	+2.415	2	1:36.532	+4.545
14	1:27.386	+2.183	3	1:34.376	+2.389
			4	1:34.196	+2.209
<u>(45) Michael HOEY</u>			5	1:31.998	+0.011
1			6	1:35.788	+3.801
2	1:28.385	+3.113	7	1:36.511	+4.524
3	1:28.556	+3.284	8	1:32.783	+0.796
4	1:27.153	+1.881	9	1:35.365	+3.378
5	1:26.414	+1.142	10	1:32.824	+0.837
6	1:27.867	+2.595	11	1:32.080	+0.093
7	6:25.164	+4:59.892	12	1:34.451	+2.464
8	1:25.925	+0.653	13	1:31.987	
9	1:25.272				
10	1:26.513	+1.241	<u>(96) Roland GURNEY</u>		
11	1:25.638	+0.366	1		
<u>(95) Aaron BOYD</u>					
1					
2	1:27.468	+1.730			
3	1:25.765	+0.027			
4	1:26.291	+0.553			
5	1:25.738				
6	1:27.614	+1.876			

Provisional result subject to confirmation by the Stewards of the Meeting

Orbits

Promoted by Temple Motorcycle and Athletic Club

MCUI (Ulster Centre) Timing

www.elaps-timing.com



www.amb-it.com

www.mylaps.com

Licensed to: MCUI

IRISH CLUBMANS R11 & R12

CLUBMANS 1010cc & SUPERSTOCK

Bishops court 1.824 Miles


R3: Bridgestone Tyres Race One

24/07/2010 13:40

Race (10 Laps)

8		1:29.311 103 W. K. 33	1:31.987 52 M. C. 34	96 R. G. 35				
7	1:24.026 59 R. M. 28		1:25.203 36 P. G. 29	1:25.272 45 M. HOEY 30	1:25.738 95 A. BOYD 31		1:28.793 47 G. R. 32	
6		1:20.490 93 K. N. 24		1:21.245 33 K. M. 25	1:22.035 76 J. C. 26		1:22.677 163 A. W. 27	
5	1:19.772 104 M. L. 19		1:19.994 88 J. S. 20	1:20.262 125 D. H. 21		1:20.262 64 K. C. 22		1:20.391 98 M. DIXON 23
4		1:18.509 69 M. M. 15		1:18.578 21 A. A. 16	1:18.624 62 M. J. 17		1:19.029 42 T. W. 18	
3	1:17.874 89 R. KELLY 10		1:18.272 79 S. M. 11	1:18.371 27 P. M. 12		1:18.381 29 Y. G. 13		1:18.459 58 S. B. 14
2		1:16.102 55 A. R. 6		1:17.314 40 K. M. 7	1:17.489 176 M. H. 8		1:17.749 83 S. N. 9	
1	1:14.737 126 D. O. 1		1:14.971 32 A. R. 2	1:15.234 77 P. D. 3		1:15.865 129 R. S. 4		1:15.927 187 P. S. 5

POLE POSITION



Provisional result subject to confirmation by the Stewards of the Meeting

Orbits

Promoted by Temple Motorcycle and Athletic Club

MCUI (Ulster Centre) Timing

www.elaps-timing.com

www.amb-it.com

www.mylaps.com

Licensed to: MCUI

IRISH CLUBMANS R11 & R12
Sorted on Laps

CLUBMANS 1010cc & SUPERSTOCK

Bishopscourt 1.824 Miles

R3: Bridgestone Tyres Race One

24/07/2010 12:55

Race started at 13:03:37

Pos	Class	No.	Name	Machine	Sponsor	Laps	Total Tm	Diff	Avg. Speed	Best Tm	Best Speed	Lap
1	CM1010	77	Paul DORNAN	Suzuki	Laverys Bar	8	10:05.600		86.742	1:14.779	87.811	7
2	CM1010	126	Daniel O'CONNELL	Suzuki	Recession Racing	8	10:08.819	3.219	86.284	1:14.856	87.720	2
3	CM1010	55	Anthony ROGAN	Yamaha	Rocket Racing	8	10:09.072	3.472	86.248	1:14.729	87.870	4
4	CM1010	129	Rodney SINGLETON	Yamaha		8	10:14.025	8.425	85.552	1:14.788	87.800	4
5	CM1010	32	Ashley ROBINSON	Yamaha		8	10:16.291	10.691	85.238	1:15.411	87.075	3
6	CM1010	89	Ruairi KELLY	Yamaha		8	10:29.093	23.493	83.503	1:17.184	85.075	4
7	CM1010	83	Simon NOONE	Yamaha		8	10:29.389	23.789	83.464	1:16.324	86.033	3
8	CM1010	29	Yannick GALINDO	Suzuki	F.R.T.	8	10:30.811	25.211	83.276	1:17.240	85.013	2
9	CM1010	176	Mark HEWITT	Suzuki		8	10:31.062	25.462	83.242	1:17.335	84.909	7
10	CM1010	27	Philip McGRATH	Suzuki		8	10:31.272	25.672	83.215	1:16.899	85.390	4
11	CM1010	96	Roland GURNEY	Suzuki		8	10:33.033	27.433	82.983	1:16.867	85.425	8
12	CM1010	69	Marty McCLOY	Honda	Team Fabulous	8	10:34.589	28.989	82.780	1:17.995	84.190	7
13	CM1010	62	Morgan JENNINGS	Yamaha		8	10:35.166	29.566	82.705	1:17.231	85.023	5
14	CM1010	21	Alan ARMSTRONG	Suzuki (STK)		8	10:36.178	30.578	82.573	1:17.970	84.217	4
15	CM1010	125	Damien HORAN	Yamaha	Horan Wood Flooring	8	10:37.912	32.312	82.349	1:17.143	85.120	6
16	CM1010	98	Michael DIXON	Suzuki		8	10:57.246	51.646	79.926	1:19.203	82.906	2
17	CM1010	104	Mark LINTON	Suzuki 750	M-Tuning	8	10:57.426	51.826	79.904	1:20.313	81.760	4
18	CM1010	163	Anthony WHITE	Suzuki 750		8	11:00.988	55.388	79.474	1:19.780	82.306	4
19	CM1010	88	John SHEARER	Yamaha	Jasmine	8	11:01.576	55.976	79.403	1:19.685	82.404	7
20	CM1010	64	Kenneth CLIFFORD	Yamaha		8	11:14.549	1:08.949	77.876	1:21.567	80.503	7
21	CM1010	33	Keith MOORE	Yamaha	Horse	8	11:16.585	1:10.985	77.642	1:20.983	81.084	7
22	CM1010	93	Kevin NOONE	Aprilia		8	11:17.780	1:12.180	77.505	1:23.068	79.048	7
23	CM1010	95	Aaron BOYD	Suzuki		8	11:27.290	1:21.690	76.432	1:23.843	78.318	2
24	CM1010	59	Robbie McGOURAN	Honda	R McG Racing	8	11:28.184	1:22.584	76.333	1:23.784	78.373	4
25	CM1010	45	Michael HOEY	Yamaha		7	10:24.623	1 Lap	73.588	1:26.026	76.330	4
26	CM1010	103	William KANE	Suzuki		7	10:36.879	1 Lap	72.172	1:29.115	73.685	5
27	CM1010	52	Michael CLIFFORD	Honda		7	11:01.635	1 Lap	69.471	1:30.972	72.180	6
Not classified												
DNF	CM1010	36	Paul GORDON	Yamaha	GP Construction	7	10:12.104	DNF	75.093	1:23.956	78.212	6
DNF	CM1010	42	Trevor WILSON	Suzuki		6	8:08.310	DNF	80.683	1:18.955	83.166	4
DNF	CM1010	187	Paul SWORDS	Suzuki		5	6:21.892	DNF	85.972	1:13.667	89.136	4
DNF	CM1010	79	Sean MURRAY	Honda		4	5:16.257	DNF	83.051	1:16.987	85.292	3
DNF	CM1010	58	Stephen BRACKEN	Yamaha		1	1:25.540	DNF	76.764		-	0

Announcements

Race stopped after leaders had completed 9 laps, result declared at end of 8 laps.

Margin of Victory	Avg. Speed	Best Lap Tm	Best Speed	Best Lap by
3.219	86.742	1:14.729	87.870	55 - Anthony ROGAN

Provisional result subject to confirmation by the Stewards of the Meeting

Orbits

Promoted by Temple Motorcycle and Athletic Club

www.amb-it.com

MCUI (Ulster Centre) Timing

www.mylaps.com
www.elaps-timing.com

Licensed to: MCUI



IRISH CLUBMANS R11 & R12
CLUBMANS 1010cc & SUPERSTOCK
Bishopscourt 1.824 Miles
R3: Bridgestone Tyres Race One
24/07/2010 12:55
Race started at 13:03:37

(77) Paul DORNAN			(89) Ruairi KELLY			(96) Roland GURNEY			(98) Michael DIXON		
1			1			1			1		
2	1:15.059	+0.280	2	1:17.427	+0.243	2	1:18.526	+1.659	2	1:19.203	
3	1:14.844	+0.065	3	1:17.525	+0.341	3	1:17.626	+0.759	3	1:27.180	+7.977
4	1:15.017	+0.238	4	1:17.184		4	1:17.951	+1.084	4	1:20.480	+1.277
5	1:15.360	+0.581	5	1:17.257	+0.073	5	1:18.204	+1.337	5	1:20.381	+1.178
6	1:15.076	+0.297	6	1:18.250	+1.066	6	1:18.189	+1.322	6	1:20.583	+1.380
7	1:14.779		7	1:18.158	+0.974	7	1:17.614	+0.747	7	1:20.288	+1.085
8	1:15.075	+0.296	8	1:17.817	+0.633	8	1:16.867		8	1:19.649	+0.446
(126) Daniel O'CONNELL			(83) Simon NOONE			(69) Marty McCLOY			(104) Mark LINTON		
1			1			1			1		
2	1:14.856		2	1:16.711	+0.387	2	1:19.027	+1.032	2	1:20.344	+0.031
3	1:14.910	+0.054	3	1:16.324		3	1:18.199	+0.204	3	1:20.988	+0.675
4	1:15.001	+0.145	4	1:18.115	+1.791	4	1:18.110	+0.115	4	1:20.313	
5	1:15.386	+0.530	5	1:18.402	+2.078	5	1:18.501	+0.506	5	1:22.294	+1.981
6	1:15.929	+1.073	6	1:18.947	+2.623	6	1:18.268	+0.273	6	1:21.022	+0.709
7	1:15.441	+0.585	7	1:18.671	+2.347	7	1:17.995		7	1:21.295	+0.982
8	1:16.605	+1.749	8	1:17.927	+1.603	8	1:18.300	+0.305	8	1:21.190	+0.877
(55) Anthony ROGAN			(29) Yannick GALINDO			(62) Morgan JENNINGS			(163) Anthony WHITE		
1			1			1			1		
2	1:14.944	+0.215	2	1:17.240		2	1:19.100	+1.869	2	1:21.798	+2.018
3	1:14.961	+0.232	3	1:17.662	+0.422	3	1:17.749	+0.518	3	1:22.287	+2.507
4	1:14.729		4	1:18.116	+0.876	4	1:18.064	+0.833	4	1:19.780	
5	1:15.396	+0.667	5	1:17.412	+0.172	5	1:17.231		5	1:20.504	+0.724
6	1:14.861	+0.132	6	1:18.394	+1.154	6	1:17.786	+0.555	6	1:20.779	+0.999
7	1:15.688	+0.959	7	1:18.213	+0.973	7	1:17.727	+0.496	7	1:21.108	+1.328
8	1:17.023	+2.294	8	1:18.912	+1.672	8	1:18.420	+1.189	8	1:22.796	+3.016
(129) Rodney SINGLETON			(176) Mark HEWITT			(21) Alan ARMSTRONG			(88) John SHEARER		
1			1			1			1		
2	1:17.117	+2.329	2	1:18.541	+1.206	2	1:19.431	+1.461	2	1:22.690	+3.005
3	1:14.966	+0.178	3	1:17.979	+0.644	3	1:19.037	+1.067	3	1:22.230	+2.545
4	1:14.788		4	1:17.880	+0.545	4	1:17.970		4	1:20.719	+1.034
5	1:15.514	+0.726	5	1:17.573	+0.238	5	1:18.734	+0.764	5	1:20.198	+0.513
6	1:16.311	+1.523	6	1:18.377	+1.042	6	1:18.023	+0.053	6	1:20.610	+0.925
7	1:16.138	+1.350	7	1:17.335		7	1:18.230	+0.260	7	1:19.685	
8	1:15.344	+0.556	8	1:18.035	+0.700	8	1:18.468	+0.498	8	1:21.281	+1.596
(32) Ashley ROBINSON			(27) Philip McGRATH			(125) Damien HORAN			(64) Kenneth CLIFFORD		
1			1			1			1		
2	1:15.729	+0.318	2	1:18.994	+2.095	2	1:20.186	+3.043	2	1:23.623	+2.056
3	1:15.411		3	1:18.804	+1.905	3	1:18.710	+1.567	3	1:24.524	+2.957
4	1:15.931	+0.520	4	1:16.899		4	1:17.712	+0.569	4	1:22.792	+1.225
5	1:16.831	+1.420	5	1:17.136	+0.237	5	1:18.363	+1.220			
6	1:16.481	+1.070	6	1:17.041	+0.142						
7	1:17.079	+1.668									

Provisional result subject to confirmation by the Stewards of the Meeting

Orbits

Promoted by Temple Motorcycle and Athletic Club

www.amb-it.com

MCUI (Ulster Centre) Timing

www.mylaps.com
www.elaps-timing.com

Licensed to: MCUI



IRISH CLUBMANS R11 & R12
CLUBMANS 1010cc & SUPERSTOCK
Bishops court 1.824 Miles
R3: Bridgestone Tyres Race One
24/07/2010 12:55
Race started at 13:03:37

5	1:22.832	+1.265	4	1:26.026		2	1:19.264	+2.277
6	1:22.336	+0.769	5	1:26.514	+0.488	3	1:16.987	
7	1:21.567		6	1:26.861	+0.835	4	1:17.567	+0.580
8	1:22.839	+1.272	7	1:26.270	+0.244			

(58) Stephen BRACKEN
(33) Keith MOORE

1		
2	1:24.037	+3.054
3	1:24.137	+3.154
4	1:22.136	+1.153
5	1:23.748	+2.765
6	1:22.998	+2.015
7	1:20.983	
8	1:21.901	+0.918

(103) William KANE

1		
2	1:29.702	+0.587
3	1:29.325	+0.210
4	1:29.424	+0.309
5	1:29.115	
6	1:29.777	+0.662
7	1:29.686	+0.571

1
(93) Kevin NOONE

1		
2	1:23.685	+0.617
3	1:24.010	+0.942
4	1:23.078	+0.010
5	1:23.586	+0.518
6	1:23.799	+0.731
7	1:23.068	
8	1:23.468	+0.400

(52) Michael CLIFFORD

1		
2	1:34.314	+3.342
3	1:32.935	+1.963
4	1:33.092	+2.120
5	1:33.567	+2.595
6	1:30.972	
7	1:32.385	+1.413

(36) Paul GORDON

1		
2	1:27.600	+3.644
3	1:26.725	+2.769
4	1:25.334	+1.378
5	1:25.141	+1.185
6	1:23.956	
7	1:24.680	+0.724

(95) Aaron BOYD

1		
2	1:23.843	
3	1:24.617	+0.774
4	1:24.679	+0.836
5	1:25.492	+1.649
6	1:24.819	+0.976
7	1:24.635	+0.792
8	1:25.775	+1.932

(42) Trevor WILSON

1		
2	1:20.912	+1.957
3	1:19.510	+0.555
4	1:18.955	
5	1:19.873	+0.918
6	1:20.269	+1.314

(59) Robbie McGOURAN

1		
2	1:24.919	+1.135
3	1:25.825	+2.041
4	1:23.784	
5	1:24.650	+0.866
6	1:24.501	+0.717
7	1:24.052	+0.268
8	1:25.082	+1.298

(187) Paul SWORDS

1		
2	1:15.548	+1.881
3	1:14.426	+0.759
4	1:13.667	
5	1:15.501	+1.834

(45) Michael HOEY

1		
2	1:31.454	+5.428
3	1:28.975	+2.949

(79) Sean MURRAY
1

Provisional result subject to confirmation by the Stewards of the Meeting

Orbits

Promoted by Temple Motorcycle and Athletic Club

www.amb-it.com

MCUI (Ulster Centre) Timing

www.mylaps.com

www.elaps-timing.com

Licensed to: MCUI



IRISH CLUBMANS R11 & R12
Sorted on Laps

CLUBMANS 1010cc & SUPERSTOCK

Bishopscourt 1.824 Miles

R8: Bridgestone Tyres Race Two

24/07/2010 14:35

Race (10 Laps) started at 15:10:58

Pos	Class	No.	Name	Machine	Sponsor	Laps	Total Tm	Diff	Avg. Speed	Best Tm	Best Speed	Lap
1	CM1010	126	Daniel O'CONNELL	Suzuki	Recession Racing	10	12:38.359		86.587	1:14.286	88.394	5
2	CM1010	77	Paul DORNAN	Suzuki	Laverys Bar	10	12:44.243	5.884	85.920	1:14.213	88.480	4
3	CM1010	129	Rodney SINGLETON	Yamaha		10	12:56.300	17.941	84.586	1:15.303	87.200	3
4	CM1010	187	Paul SWORDS	Suzuki		10	12:59.435	21.076	84.246	1:14.247	88.440	3
5	CM1010	40	Karl McHUGH	Suzuki		10	13:00.029	21.670	84.181	1:16.230	86.139	8
6	CM1010	32	Ashley ROBINSON	Yamaha		10	13:00.472	22.113	84.134	1:15.928	86.482	3
7	CM1010	89	Ruairi KELLY	Yamaha		10	13:02.081	23.722	83.961	1:16.830	85.467	8
8	CM1010	79	Sean MURRAY	Honda		10	13:02.843	24.484	83.879	1:16.473	85.866	2
9	CM1010	83	Simon NOONE	Yamaha		10	13:08.699	30.340	83.256	1:17.160	85.101	3
10	CM1010	176	Mark HEWITT	Suzuki		10	13:09.981	31.622	83.121	1:17.449	84.784	10
11	CM1010	27	Philip McGRATH	Suzuki		10	13:10.388	32.029	83.078	1:16.575	85.751	6
12	CM1010	69	Marty McCLOY	Honda	Team Fabulous	10	13:11.168	32.809	82.996	1:17.526	84.699	5
13	CM1010	62	Morgan JENNINGS	Yamaha		10	13:11.663	33.304	82.944	1:17.596	84.623	10
14	CM1010	29	Yannick GALINDO	Suzuki	F.R.T.	10	13:15.374	37.015	82.557	1:17.916	84.275	2
15	CM1010	42	Trevor WILSON	Suzuki		10	13:29.539	51.180	81.113	1:19.718	82.370	5
16	CM1010	21	Alan ARMSTRONG	Suzuki (STK)		10	13:29.577	51.218	81.109	1:19.725	82.363	6
17	CM1010	104	Mark LINTON	Suzuki 750	M-Tuning	10	13:36.800	58.441	80.392	1:20.274	81.800	2
18	CM1010	163	Anthony WHITE	Suzuki 750		10	13:48.551	1:10.192	79.252	1:20.769	81.299	5
19	CM1010	88	John SHEARER	Yamaha	Jasmine	10	13:52.728	1:14.369	78.854	1:21.206	80.861	10
20	CM1010	64	Kenneth CLIFFORD	Yamaha		10	14:00.522	1:22.163	78.123	1:20.584	81.485	5
21	CM1010	98	Michael DIXON	Suzuki		10	14:00.907	1:22.548	78.087	1:22.080	80.000	8
22	CM1010	93	Kevin NOONE	Aprilia		9	12:43.563	1 Lap	77.397	1:22.653	79.445	2
23	CM1010	95	Aaron BOYD	Suzuki		9	12:55.858	1 Lap	76.171	1:23.892	78.272	3
24	CM1010	33	Keith MOORE	Yamaha	Horse	9	12:59.137	1 Lap	75.850	1:23.156	78.965	5
25	CM1010	45	Michael HOEY	Yamaha		9	13:16.693	1 Lap	74.179	1:24.290	77.902	3
26	CM1010	103	William KANE	Suzuki		9	13:42.286	1 Lap	71.870	1:28.294	74.370	2
Not classified												
DNF	CM1010	52	Michael CLIFFORD	Honda		5	7:52.682	DNF	69.459	1:32.233	71.194	3
DNF	CM1010	55	Anthony ROGAN	Yamaha	Rocket Racing			DNF	-	-	-	0

Margin of Victory	Avg. Speed	Best Lap Tm	Best Speed	Best Lap by
5.884	86.587	1:14.213	88.480	77 - Paul DORNAN

Provisional result subject to confirmation by the Stewards of the Meeting

Orbits

Promoted by Temple Motorcycle and Athletic Club

www.amb-it.com

MCUI (Ulster Centre) Timing

www.mylaps.com
www.elaps-timing.com

Licensed to: MCUI



IRISH CLUBMANS R11 & R12
CLUBMANS 1010cc & SUPERSTOCK
Bishopscourt 1.824 Miles
R8: Bridgestone Tyres Race Two
24/07/2010 14:35
Race (10 Laps) started at 15:10:58

			<u>(40) Karl McHUGH</u>								
			1			2	1:18.641	+1.481	2	1:18.208	+0.612
<u>(126) Daniel O'CONNELL</u>			2	1:17.428	+1.198	3	1:17.160		3	1:18.358	+0.762
1			3	1:17.016	+0.786	4	1:18.123	+0.963	4	1:20.231	+2.635
2	1:14.874	+0.588	4	1:16.659	+0.429	5	1:17.571	+0.411	5	1:18.151	+0.555
3	1:14.413	+0.127	5	1:17.538	+1.308	6	1:17.857	+0.697	6	1:17.929	+0.333
4	1:14.468	+0.182	6	1:16.823	+0.593	7	1:18.361	+1.201	7	1:18.475	+0.879
5	1:14.286		7	1:16.954	+0.724	8	1:18.119	+0.959	8	1:18.058	+0.462
6	1:14.751	+0.465	8	1:16.230		9	1:18.899	+1.739	9	1:17.791	+0.195
7	1:14.805	+0.519	9	1:17.655	+1.425	10	1:17.313	+0.153			
8	1:16.013	+1.727	10	1:18.572	+2.342				<u>(29) Yannick GALINDO</u>		
9	1:17.078	+2.792				<u>(176) Mark HEWITT</u>			1		
10	1:16.865	+2.579				1			2	1:17.916	
			<u>(32) Ashley ROBINSON</u>			2	1:17.937	+0.488	3	1:18.549	+0.633
<u>(77) Paul DORNAN</u>			2	1:16.290	+0.362	3	1:18.335	+0.886	4	1:19.717	+1.801
1			3	1:15.928		4	1:18.289	+0.840	5	1:17.989	+0.073
2	1:14.580	+0.367	4	1:16.576	+0.648	5	1:18.843	+1.394	6	1:18.446	+0.530
3	1:14.252	+0.039	5	1:16.502	+0.574	6	1:17.674	+0.225	7	1:19.683	+1.767
4	1:14.213		6	1:18.217	+2.289	7	1:19.523	+2.074	8	1:19.160	+1.244
5	1:14.482	+0.269	7	1:18.125	+2.197	8	1:17.803	+0.354	9	1:18.633	+0.717
6	1:15.167	+0.954	8	1:16.518	+0.590	9	1:18.253	+0.804	10	1:18.861	+0.945
7	1:15.276	+1.063	9	1:19.542	+3.614	10	1:17.449				
8	1:15.708	+1.495	10	1:19.280	+3.352				<u>(42) Trevor WILSON</u>		
9	1:23.144	+8.931				<u>(27) Philip McGRATH</u>			1		
10	1:16.528	+2.315				1			2	1:20.036	+0.318
			<u>(89) Ruairi KELLY</u>			2	1:18.604	+2.029	3	1:20.259	+0.541
<u>(129) Rodney SINGLETON</u>			2	1:17.753	+0.923	3	1:17.695	+1.120	4	1:19.874	+0.156
1			3	1:17.644	+0.814	4	1:20.003	+3.428	5	1:19.718	
2	1:16.424	+1.121	4	1:17.442	+0.612	5	1:17.171	+0.596	6	1:19.984	+0.266
3	1:15.303		5	1:16.965	+0.135	6	1:16.575		7	1:20.512	+0.794
4	1:15.712	+0.409	6	1:17.560	+0.730	7	1:19.052	+2.477	8	1:19.917	+0.199
5	1:16.382	+1.079	7	1:17.697	+0.867	8	1:18.601	+2.026	9	1:20.608	+0.890
6	1:18.649	+3.346	8	1:16.830		9	1:17.292	+0.717	10	1:19.899	+0.181
7	1:18.009	+2.706	9	1:17.131	+0.301	10	1:17.766	+1.191			
8	1:16.651	+1.348	10	1:17.548	+0.718				<u>(21) Alan ARMSTRONG</u>		
9	1:17.258	+1.955				<u>(69) Marty McCLOY</u>			1		
10	1:17.686	+2.383				1			2	1:20.031	+0.306
			<u>(79) Sean MURRAY</u>			2	1:18.595	+1.069	3	1:20.116	+0.391
<u>(187) Paul SWORDS</u>			2	1:16.473		3	1:17.905	+0.379	4	1:19.974	+0.249
1			3	1:16.533	+0.060	4	1:18.226	+0.700	5	1:19.961	+0.236
2	1:14.983	+0.736	4	1:18.105	+1.632	5	1:17.526		6	1:19.725	
3	1:14.247		5	1:18.742	+2.269	6	1:17.844	+0.318	7	1:20.518	+0.793
4	1:14.717	+0.470	6	1:18.448	+1.975	7	1:18.846	+1.320	8	1:19.995	+0.270
5	1:15.493	+1.246	7	1:17.736	+1.263	8	1:18.465	+0.939	9	1:20.486	+0.761
6	1:15.827	+1.580	8	1:17.665	+1.192	9	1:18.555	+1.029	10	1:19.878	+0.153
7	1:16.455	+2.208	9	1:17.238	+0.765	10	1:17.962	+0.436			
8	1:17.196	+2.949	10	1:18.096	+1.623				<u>(104) Mark LINTON</u>		
9	1:29.170	+14.923				<u>(62) Morgan JENNINGS</u>			1		
10	1:18.621	+4.374				1			2	1:20.274	
			<u>(83) Simon NOONE</u>								

Provisional result subject to confirmation by the Stewards of the Meeting

Orbits

Promoted by Temple Motorcycle and Athletic Club

www.amb-it.com

MCUI (Ulster Centre) Timing

www.mylaps.com
www.elaps-timing.com

Licensed to: MCUI



IRISH CLUBMANS R11 & R12

CLUBMANS 1010cc & SUPERSTOCK

Bishopscourt 1.824 Miles

R8: Bridgestone Tyres Race Two

24/07/2010 14:35

Race (10 Laps) started at 15:10:58

3	1:20.823	+0.549	4	1:22.266	+0.186	8	1:44.705	+20.415
4	1:20.681	+0.407	5	1:22.703	+0.623	9	1:25.281	+0.991
5	1:20.823	+0.549	6	1:22.726	+0.646			
6	1:21.312	+1.038	7	1:22.760	+0.680	<u>(103) William KANE</u>		
7	1:20.643	+0.369	8	1:22.080		1		
8	1:20.296	+0.022	9	1:23.398	+1.318	2	1:28.294	
9	1:20.633	+0.359	10	1:23.106	+1.026	3	1:30.206	+1.912
10	1:20.665	+0.391				4	1:30.322	+2.028
			<u>(93) Kevin NOONE</u>			5	1:29.945	+1.651
			1			6	1:31.086	+2.792
<u>(163) Anthony WHITE</u>			2	1:22.653		7	1:32.597	+4.303
1			3	1:23.297	+0.644	8	1:31.167	+2.873
2	1:23.472	+2.703	4	1:24.215	+1.562	9	1:30.338	+2.044
3	1:22.211	+1.442	5	1:24.364	+1.711			
4	1:21.400	+0.631	6	1:22.869	+0.216	<u>(52) Michael CLIFFORD</u>		
5	1:20.769		7	1:23.785	+1.132	1		
6	1:21.576	+0.807	8	1:24.624	+1.971	2	1:32.385	+0.152
7	1:20.771	+0.002	9	1:24.426	+1.773	3	1:32.233	
8	1:21.897	+1.128				4	1:32.939	+0.706
9	1:21.563	+0.794	<u>(95) Aaron BOYD</u>			5	1:34.254	+2.021
10	1:21.395	+0.626	1					
			2	1:24.349	+0.457			
<u>(88) John SHEARER</u>			3	1:23.892				
1			4	1:23.967	+0.075			
2	1:21.773	+0.567	5	1:24.948	+1.056			
3	1:21.764	+0.558	6	1:25.809	+1.917			
4	1:21.751	+0.545	7	1:25.029	+1.137			
5	1:23.184	+1.978	8	1:26.359	+2.467			
6	1:23.276	+2.070	9	1:26.897	+3.005			
7	1:22.404	+1.198						
8	1:22.524	+1.318	<u>(33) Keith MOORE</u>					
9	1:22.058	+0.852	1					
10	1:21.206		2	1:24.545	+1.389			
			3	1:24.603	+1.447			
<u>(64) Kenneth CLIFFORD</u>			4	1:24.677	+1.521			
1			5	1:23.156				
2	1:25.696	+5.112	6	1:24.708	+1.552			
3	1:23.163	+2.579	7	1:24.313	+1.157			
4	1:21.959	+1.375	8	1:27.211	+4.055			
5	1:20.584		9	1:29.784	+6.628			
6	1:20.792	+0.208						
7	1:22.444	+1.860	<u>(45) Michael HOEY</u>					
8	1:21.497	+0.913	1					
9	1:22.118	+1.534	2	1:24.700	+0.410			
10	1:29.574	+8.990	3	1:24.290				
			4	1:25.220	+0.930			
<u>(98) Michael DIXON</u>			5	1:25.918	+1.628			
1			6	1:25.864	+1.574			
2	1:24.280	+2.200	7	1:25.109	+0.819			
3	1:23.251	+1.171						

Provisional result subject to confirmation by the Stewards of the Meeting

Orbits

Promoted by Temple Motorcycle and Athletic Club

MCUI (Ulster Centre) Timing

www.elaps-timing.com

www.amb-it.com
www.mylaps.com

Licensed to: MCUI

IRISH CLUBMANS 1010cc (subject to confirmation)

2010

Pos	No.	Name	Total	Diff	Gap	#1		#2		#3		#4		#5		#6	
						R1	R2	R1	R2	R1	R2	R1	R2	R1	R2	R1	R2
1	126	Daniel O'CONNELL	223	0	0	20	13	25	25	20	10	x	25	20	20	20	25
2	77	Paul DORNAN	222	1	1	25	x	20	16	25	25	25	16	25	x	25	20
3	55	Anthony ROGAN	168	55	54	16	x	16	20	10	20	16	13	16	25	16	x
4	129	Rodney SINGLETON	168	55	0	8	16	8	13	11	16	20	20	11	16	13	16
5	187	Paul SWORDS	78	145	90	9	11	9	11	1	2	11	11	x	x	x	13
6	288	Peter DRENNAN	70	153	8	10	8	13	10	16	13	x	x	x	x	x	x
7	81	Damien HORGAN	67	156	3	11	25	11	9	x	11	x	x	x	x	x	x
8	40	Karl McHUGH	67	156	0	x	x	x	x	x	7	13	10	13	13	x	11
9	32	Ashley ROBINSON	57	166	10	6	2	x	x	7	x	6	x	9	6	11	10
10	29	Yannick GALINDO	46	177	11	5	9	x	1	8	9	3	1	x	x	8	2
11	79	Sean MURRAY	43	180	3	x	3	x	x	x	x	10	9	5	8	x	8
12	96	Roland GURNEY	42	181	1	x	x	x	x	3	5	9	x	10	10	5	x
13	125	Damien HORAN	35	188	7	x	4	x	7	9	x	2	6	6	x	1	x
14	94	Jonathan McKELVEY	33	190	2	13	20	x	x	x	x	x	x	x	x	x	x
15	43	Edward KELLY	33	190	0	x	x	x	x	x	x	8	7	7	11	x	x
16	89	Ruairi KELLY	33	190	0	x	x	x	2	4	x	x	5	x	3	10	9
17	54	Colin KEATING	29	194	4	x	1	7	8	13	x	x	x	x	x	x	x
18	69	Marty McCLOY	23	200	6	3	6	x	x	x	x	4	2	x	x	4	4
19	176	Mark HEWITT	19	204	4	x	x	x	x	x	x	x	x	1	5	7	6
20	21	Alan ARMSTRONG	19	204	0	2	x	2	3	2	6	x	x	x	2	2	x
21	5	Emmet BANNON	17	206	2	7	10	x	x	x	x	x	x	x	x	x	x
22	83	Simon NOONE	16	207	1	x	x	x	x	x	x	x	x	x	x	9	7
23	42	Trevor WILSON	16	207	0	x	x	x	x	x	x	x	x	8	7	x	1
24	9	Franck FOGLIARESI	15	208	1	x	x	x	x	x	3	x	x	3	9	x	x
25	152	Ross HENDY	15	208	0	x	x	x	x	x	x	7	8	x	x	x	x
26	62	Morgan JENNINGS	15	208	0	x	x	x	x	x	x	5	4	x	x	3	3
27	16	Kevin KEOHANE	12	211	3	x	x	6	5	x	x	x	x	x	1	x	x
28	13	Corran SMYTH	11	212	1	4	7	x	x	x	x	x	x	x	x	x	x
29	27	Philip McGRATH	11	212	0	x	x	x	x	x	x	x	x	x	x	6	5
30	35	Gary McAVOY	11	212	0	1	x	x	x	6	4	x	x	x	x	x	x
31	37	Gabriel MAUGHAN	10	213	1	x	x	10	x	x	x	x	x	x	x	x	x
32	17	Stephane ONCKEL	10	213	0	x	x	1	4	5	x	x	x	x	x	x	x
33	295	Steven HARNETT	9	214	1	x	x	3	6	x	x	x	x	x	x	x	x
34	64	Kenneth CLIFFORD	9	214	0	x	x	x	x	x	1	x	x	4	4	x	x
35	117	Gary MILLER	8	215	1	x	x	x	x	x	8	x	x	x	x	x	x
36	68	John DUNCAN	6	217	2	x	x	x	x	x	x	1	3	2	x	x	x
37	298	Alan CASH	5	218	1	x	x	5	x	x	x	x	x	x	x	x	x
38	39	Karol AHERN	5	218	0	x	5	x	x	x	x	x	x	x	x	x	x
39	3	Sean McDERMOTT	4	219	1	x	x	4	x	x	x	x	x	x	x	x	x

Event Legend

#1	20/03/2010	IRISH CLUBMANS R1 & R2 - Bishopscourt-2	#4	08/05/2010	IRISH CLUBMANS R7 & R8 - Kirkistown
#2	11/04/2010	IRISH CLUBMANS R3 & R4 - Mondello Nat'l	#5	05/06/2010	IRISH CLUBMANS R9 & R10 - Kirkistown
#3	03/05/2010	IRISH CLUBMANS R5 & R6 - Bishopscourt	#6	24/07/2010	IRISH CLUBMANS R11 & R12

IRISH CLUBMANS SUPERSTOCK (subject to confirmation)

2010

Pos	No.	Name	Total	Diff	Gap	#1		#2		#3		#4		#5		#6	
						R1	R2	R1	R2	R1	R2	R1	R2	R1	R2	R1	R2
1	21	Alan ARMSTRONG	275	0	0	20	20	20	20	25	20	25	25	25	25	25	25
2	81	Damien HORGAN	125	150	150	25	25	25	25	x	25	x	x	x	x	x	x
3	128	David SLEITH	32	243	93	16	16	x	x	x	x	x	x	x	x	x	x

Event Legend

#1	20/03/2010	IRISH CLUBMANS R1 & R2 - Bishopscourt-2	#4	08/05/2010	IRISH CLUBMANS R7 & R8 - Kirkistown
#2	11/04/2010	IRISH CLUBMANS R3 & R4 - Mondello Nat'l	#5	05/06/2010	IRISH CLUBMANS R9 & R10 - Kirkistown
#3	03/05/2010	IRISH CLUBMANS R5 & R6 - Bishopscourt	#6	24/07/2010	IRISH CLUBMANS R11 & R12