

IRISH CLUBMANS CHAMPIONSHIP


at **Bishopscourt**
Saturday 24th July 2010

promoted by
Temple Motorcycle & Athletic Club
www.templemcc.com

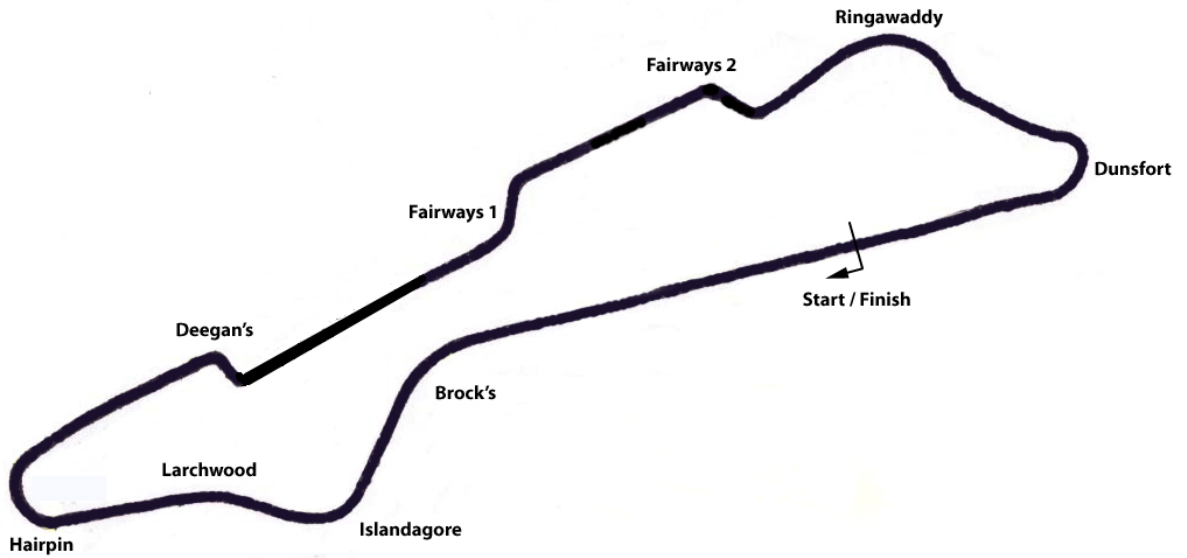


North Dublin Motorcycles

**PRODUCTION 125cc
& 125cc GP / MOTO 450 NEWCOMERS**



Bishopscourt Circuit 1.824 miles



LAP RECORDS

Class	Rider	Machine	m	s	mph	Date
Production 125cc	Jamie Hamilton	Aprilia	1	25.600	76.710	27-08-05
125cc Newcomers	Robert English	Honda	1	18.197	83.973	26-07-08
Clubmans Supersport	Stanley Gamble	Honda	1	13.611	89.204	28-07-07
Clubmans Superstock	Damien Horgan	Yamaha	1	15.729	86.709	03-05-10
Clubmans 1010cc	Colin Thompson	Suzuki	1	13.624	89.188	23-08-08
National 1010cc	Jonathan Rea	Honda	1	06.653	98.516	14-10-06
Pre-1997	Alan Brown	Honda 600	1	15.251	87.260	15-09-07

IRISH CLUBMANS R11 & R12
Sorted on Best Lap time

PRODUCTION 125cc & 125GP/MOTO 450 NEWCOMERS

Bishopscourt 1.824 Miles

Qualifying

24/07/2010 09:35

Practice started at 9:37:20

Pos	Class	No.	Name	Machine	Sponsor	Best Tm	Diff	Gap	Best Speed	Lap	Laps	2nd Best
NC125												
1	NC125	85	Jason LYNN	Honda	Robert Lynn	1:17.670			84.542	8	11	1:17.866
2	NC125	12	Conor PARKHILL	Honda	C.P. Racing	1:20.463	2.793	2.793	81.608	4	4	1:22.142
3	NC125	96	Stephen GURNEY	Honda		1:24.511	6.841	4.048	77.699	4	9	1:25.823
4	NC125	63	Jonathan HANNA	Honda		1:27.545	9.875	3.034	75.006	12	12	1:27.850
5	NC125	91	Sammy BENTLEY	Yamaha		1:33.093	15.423	5.548	70.536	9	9	1:33.832
6	NC125	26	Nigel PARKS	Honda					-	0	1	
P125												
1	P125	78	Korie McGREEVY	Aprilia	Mar-Train Racing	1:28.795			73.950	13	13	1:28.904
2	P125	29	Aaron McBRIDE	Aprilia		1:29.720	0.925	0.925	73.188	8	13	1:30.370
3	P125	41	Reece DAVIDSON	Aprilia		1:30.331	1.536	0.611	72.693	12	12	1:30.343
4	P125	16	Conor DALY	Aprilia		1:31.321	2.526	0.990	71.905	10	11	1:31.425
5	P125	2	Conal KAVANAGH	Aprilia		1:31.741	2.946	0.420	71.575	10	11	1:32.314
6	P125	21	Aaron ARMSTRONG	Aprilia		1:33.250	4.455	1.509	70.417	9	11	1:33.281
7	P125	146	Noah HOLMES	Aprilia		1:34.758	5.963	1.508	69.297	11	12	1:35.492
8	P125	5	Kevin KEYES	Aprilia		1:38.498	9.703	3.740	66.665	3	7	1:38.807
9	P125	51	Alex McKINNEY	Aprilia	Castle Engineering	1:40.339	11.544	1.841	65.442	8	10	1:41.654
10	P125	112	Peter SHANNON	Aprilia	Gilmore	1:43.352	14.557	3.013	63.534	8	11	1:43.375
11	P125	44	Liam CHAWKE	Aprilia		1:45.932	17.137	2.580	61.987	7	7	1:47.596
12	P125	77	Paul McCARTNEY	Aprilia		1:48.423	19.628	2.491	60.563	7	8	1:49.212
13	P125	69	Samantha SCOTT	Aprilia		1:50.367	21.572	1.944	59.496	7	8	1:50.911

Provisional result subject to confirmation by the Stewards of the Meeting

Orbits

Promoted by Temple Motorcycle and Athletic Club

www.amb-it.com

MCUI (Ulster Centre) Timing

www.mylaps.com
www.elaps-timing.com

Licensed to: MCUI



IRISH CLUBMANS R11 & R12

PRODUCTION 125cc & 125GP/MOTO 450 NEWCOMERS

Bishopscourt 1.824 Miles

Qualifying

24/07/2010 09:35

Practice started at 9:37:20

			4	1:32.466	+3.671	9	1:31.425	+0.104	8	1:36.087	+1.329
(85) Jason LYNN			5	1:29.038	+0.243	10	1:31.321		9	1:37.040	+2.282
1			6	1:31.861	+3.066	11	2:02.454	+31.133	10	1:35.915	+1.157
2	1:22.877	+5.207	7	1:29.784	+0.989				11	1:34.758	
3	1:23.555	+5.885	8	1:30.188	+1.393	(2) Conal KAVANAGH			12	1:35.492	+0.734
4	2:41.842	+1:24.172	9	1:29.175	+0.380	1					
5	1:18.740	+1.070	10	1:28.970	+0.175	2	1:37.565	+5.824	(5) Kevin KEYES		
6	1:18.986	+1.316	11	1:29.337	+0.542	3	1:37.036	+5.295	1		
7	1:17.866	+0.196	12	1:28.904	+0.109	4	1:38.225	+6.484	2	1:40.659	+2.161
8	1:17.670		13	1:28.795		5	1:36.066	+4.325	3	1:38.498	
9	1:20.976	+3.306				6	1:41.007	+9.266	4	1:38.807	+0.309
10	1:21.039	+3.369	(29) Aaron McBRIDE			7	1:37.771	+6.030	5	5:09.073	+3:30.575
11	1:44.946	+27.276	1			8	1:36.180	+4.439	6	1:44.277	+5.779
			2	1:41.491	+11.771	9	1:32.666	+0.925	7	1:40.131	+1.633
(12) Conor PARKHILL			3	1:33.537	+3.817	10	1:31.741				
1			4	1:33.692	+3.972	11	1:32.314	+0.573	(51) Alex McKINNEY		
2	16:41.489	+15:21.026	5	1:31.161	+1.441				1		
3	1:22.142	+1.679	6	1:31.863	+2.143	(91) Sammy BENTLEY			2	1:50.059	+9.720
4	1:20.463		7	1:30.447	+0.727	1			3	1:47.272	+6.933
			8	1:29.720		2	1:40.326	+7.233	4	1:45.724	+5.385
(96) Stephen GURNEY			9	1:30.590	+0.870	3	1:36.293	+3.200	5	1:42.276	+1.937
1			10	1:30.659	+0.939	4	1:35.313	+2.220	6	1:41.654	+1.315
2	1:25.823	+1.312	11	1:30.425	+0.705	5	1:33.832	+0.739	7	1:43.472	+3.133
3	3:54.508	+2:29.997	12	1:30.723	+1.003	6	1:34.785	+1.692	8	1:40.339	
4	1:24.511		13	1:30.370	+0.650	7	1:37.317	+4.224	9	1:42.467	+2.128
5	1:26.647	+2.136				8	1:35.022	+1.929	10	1:43.518	+3.179
6	1:26.458	+1.947	(41) Reece DAVIDSON			9	1:33.093				
7	1:28.410	+3.899	1						(112) Peter SHANNON		
8	1:26.908	+2.397	2	1:36.854	+6.523	(21) Aaron ARMSTRONG			1		
9	1:27.400	+2.889	3	1:35.782	+5.451	1			2	1:50.685	+7.333
			4	1:35.256	+4.925	2	1:40.803	+7.553	3	1:48.395	+5.043
(63) Jonathan HANNA			5	1:34.818	+4.487	3	1:36.123	+2.873	4	1:45.177	+1.825
1			6	1:32.905	+2.574	4	1:36.640	+3.390	5	1:44.123	+0.771
2	1:29.848	+2.303	7	1:32.339	+2.008	5	1:34.714	+1.464	6	1:45.105	+1.753
3	1:28.100	+0.555	8	1:33.266	+2.935	6	1:34.810	+1.560	7	1:44.959	+1.607
4	1:29.105	+1.560	9	1:32.712	+2.381	7	1:34.702	+1.452	8	1:43.352	
5	1:33.722	+6.177	10	1:30.989	+0.658	8	1:33.281	+0.031	9	1:43.427	+0.075
6	1:27.850	+0.305	11	1:30.343	+0.012	9	1:33.250		10	1:43.375	+0.023
7	4:33.948	+3:06.403	12	1:30.331		10	1:33.483	+0.233	11	1:43.851	+0.499
8	1:28.231	+0.686				11	1:35.179	+1.929			
9	1:28.089	+0.544	(16) Conor DALY						(44) Liam CHAWKE		
10	1:28.273	+0.728	1			(146) Noah HOLMES			1		
11	1:28.093	+0.548	2	1:38.149	+6.828	1			2	5:44.570	+3:58.638
12	1:27.545		3	1:35.434	+4.113	2	1:46.919	+12.161	3	1:49.872	+3.940
			4	1:33.770	+2.449	3	1:43.456	+8.698	4	1:49.940	+4.008
(78) Korie McGREEVY			5	1:33.241	+1.920	4	1:42.732	+7.974	5	1:47.596	+1.664
1			6	1:32.269	+0.948	5	1:38.881	+4.123	6	5:04.453	+3:18.521
2	1:41.483	+12.688	7	1:32.125	+0.804	6	1:40.977	+6.219	7	1:45.932	
3	1:31.560	+2.765	8	1:31.798	+0.477	7	1:37.917	+3.159			

Provisional result subject to confirmation by the Stewards of the Meeting

Orbits

Promoted by Temple Motorcycle and Athletic Club

www.amb-it.com

MCUI (Ulster Centre) Timing

www.mylaps.com

www.elaps-timing.com

Licensed to: MCUI

IRISH CLUBMANS R11 & R12

PRODUCTION 125cc & 125GP/MOTO 450 NEWCOMERS

Bishopscourt 1.824 Miles

Qualifying

24/07/2010 09:35

Practice started at 9:37:20

(77) Paul McCARTNEY

1		
2	1:52.663	+4.240
3	1:53.617	+5.194
4	1:49.578	+1.155
5	1:50.200	+1.777
6	1:49.861	+1.438
7	1:48.423	
8	1:49.212	+0.789

(69) Samantha SCOTT

1		
2	1:57.783	+7.416
3	1:55.742	+5.375
4	1:54.746	+4.379
5	1:51.761	+1.394
6	1:50.911	+0.544
7	1:50.367	
8	2:15.842	+25.475

(26) Nigel PARKS

1

IRISH CLUBMANS R11 & R12

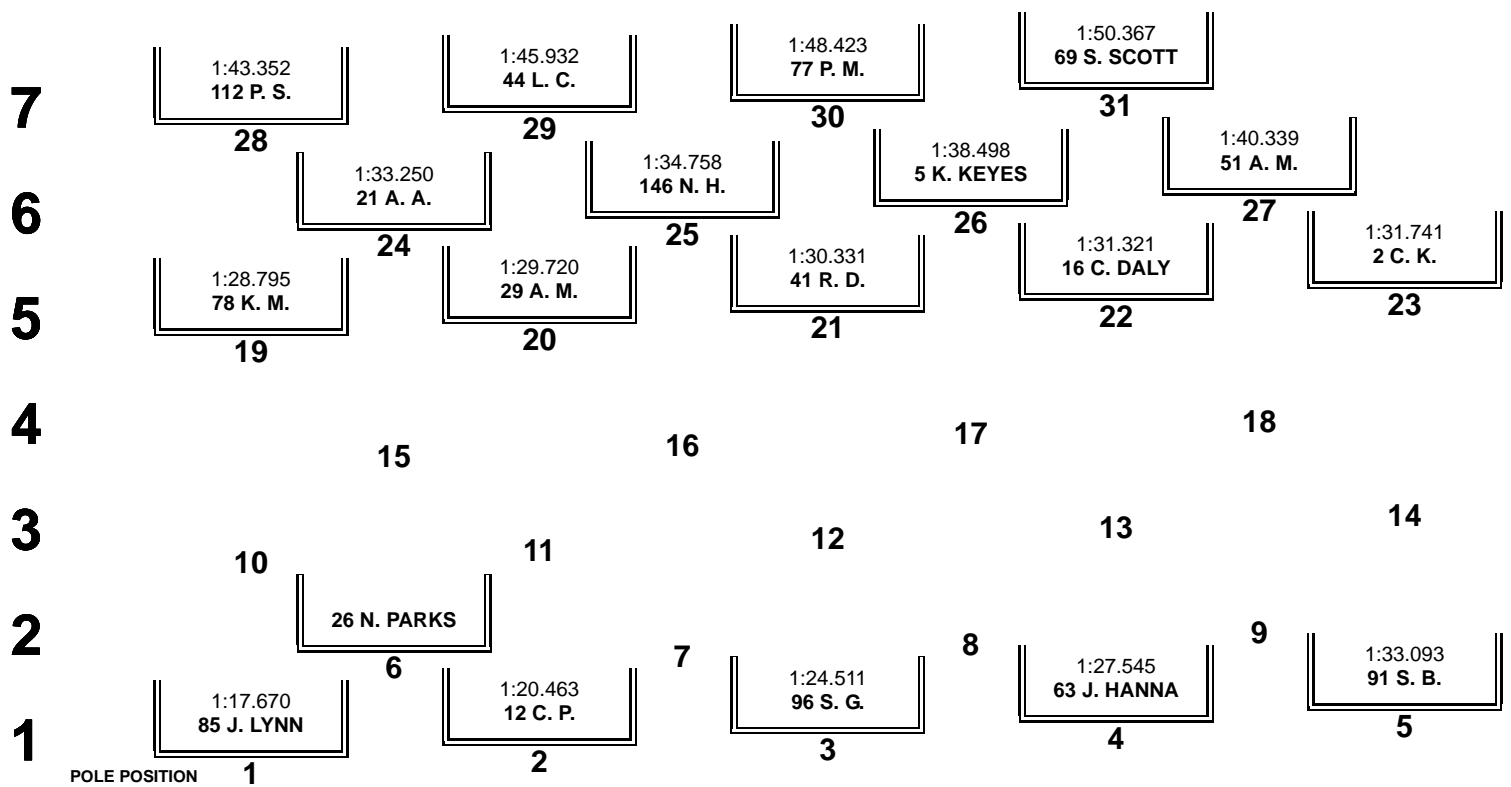
PRODUCTION 125cc & 125GP/MOTO 450 NEWCOMERS

Bishops court 1.824 Miles

R3: North Dublin Motorcycles Race One

24/07/2010 13:20

Race (8 Laps)



Provisional result subject to confirmation by the Stewards of the Meeting

Orbits

Promoted by Temple Motorcycle and Athletic Club

www.amb-it.com

MCUI (Ulster Centre) Timing

www.mylaps.com

www.elaps-timing.com

Licensed to: MCUI

IRISH CLUBMANS R11 & R12
Sorted on Laps

PRODUCTION 125cc & 125GP/MOTO 450 NEWCOMERS

Bishopscourt 1.824 Miles

R2: North Dublin Motorcycles Race One

24/07/2010 12:35

Race (8 Laps) started at 12:44:48

Pos	Class	No.	Name	Machine	Sponsor	Laps	Total Tm	Diff	Avg. Speed	Best Tm	Best Speed	Lap
NC125												
1	NC125	85	Jason LYNN	Honda	Robert Lynn	8	10:39.718		82.116	1:17.766	84.438	4
2	NC125	12	Conor PARKHILL	Honda	C.P. Racing	8	10:40.643	0.925	81.998	1:18.004	84.180	7
3	NC125	96	Stephen GURNEY	Honda		8	11:28.026	48.308	76.351	1:24.087	78.091	3
4	NC125	63	Jonathan HANNA	Honda		8	12:03.539	1:23.821	72.603	1:27.030	75.450	5
5	NC125	91	Sammy BENTLEY	Yamaha		7	10:51.966	1 Lap	70.502	1:29.900	73.041	7
Not classified												
DNF	NC125	26	Nigel PARKS	Honda		1	2:03.852	DNF	53.018			0
P125												
1	P125	78	Korie McGREEVY	Aprilia	Mar-Train Racing	8	12:02.253		72.732	1:28.249	74.408	6
2	P125	29	Aaron McBRIDE	Aprilia		8	12:02.804	0.551	72.677	1:28.137	74.502	6
3	P125	27	Adam McLEAN	Aprilia		7	10:43.407	1 Lap	71.440	1:28.693	74.035	6
4	P125	2	Conal KAVANAGH	Aprilia		7	10:44.095	1 Lap	71.363	1:29.460	73.400	7
5	P125	41	Reece DAVIDSON	Aprilia		7	10:49.679	1 Lap	70.750	1:29.774	73.144	7
6	P125	21	Aaron ARMSTRONG	Aprilia		7	10:50.215	1 Lap	70.692	1:30.153	72.836	7
7	P125	16	Conor DALY	Aprilia		7	11:03.792	1 Lap	69.246	1:32.400	71.065	3
8	P125	146	Noah HOLMES	Aprilia		7	11:21.463	1 Lap	67.450	1:34.605	69.409	7
9	P125	5	Kevin KEYES	Aprilia		7	11:38.084	1 Lap	65.844	1:37.653	67.242	4
10	P125	51	Alex McKINNEY	Aprilia	Castle Engineering	7	11:44.834	1 Lap	65.214	1:37.376	67.433	3
11	P125	44	Liam CHAWKE	Aprilia		7	12:02.145	1 Lap	63.650	1:40.558	65.300	7
12	P125	112	Peter SHANNON	Aprilia	Gilmore	7	12:19.248	1 Lap	62.178	1:41.099	64.950	6
13	P125	77	Paul McCARTNEY	Aprilia		7	12:24.020	1 Lap	61.779	1:43.453	63.472	2
14	P125	69	Samantha SCOTT	Aprilia		6	11:54.268	2 Laps	55.159	1:55.776	56.716	5

Announcements

New Track Record (1:17.766) for NC125 by Jason LYNN.

Margin of Victory	Avg. Speed	Best Lap Tm	Best Speed	Best Lap by
0.925	82.116	1:17.766	84.438	85 - Jason LYNN

Provisional result subject to confirmation by the Stewards of the Meeting

Orbits

Promoted by Temple Motorcycle and Athletic Club

www.amb-it.com

MCUI (Ulster Centre) Timing

www.mylaps.com
www.elaps-timing.com

Licensed to: MCUI



IRISH CLUBMANS R11 & R12

PRODUCTION 125cc & 125GP/MOTO 450 NEWCOMERS

Bishopscourt 1.824 Miles

R2: North Dublin Motorcycles Race One

24/07/2010 12:35

Race (8 Laps) started at 12:44:48

	8	1:28.731	+0.594	1		5	1:40.983	+0.425	
(85) Jason LYNN				2	1:34.126	+4.226	6	1:40.828	+0.270
1	(63) Jonathan HANNA			3	1:33.436	+3.536	7	1:40.558	
2	1			4	1:31.968	+2.068			
3	2	1:28.636	+1.606	5	1:30.811	+0.911	(112) Peter SHANNON		
4	3	1:27.623	+0.593	6	1:30.682	+0.782	1		
5	4	1:32.291	+5.261	7	1:29.900		2	1:46.176	+5.077
6	5	1:27.030					3	1:44.552	+3.453
7	6	1:27.890	+0.860	(16) Conor DALY			4	1:44.931	+3.832
8	7	1:27.894	+0.864	1			5	1:43.723	+2.624
	8	1:37.585	+10.555	2	1:33.559	+1.159	6	1:41.099	
(12) Conor PARKHILL				3	1:32.400		7	1:41.131	+0.032
1	(27) Adam McLEAN			4	1:32.567	+0.167			
2	1			5	1:33.835	+1.435	(77) Paul McARTNEY		
3	2	1:34.149	+5.456	6	1:34.957	+2.557	1		
4	3	1:31.341	+2.648	7	1:33.721	+1.321	2	1:43.453	
5	4	1:29.106	+0.413				3	1:44.325	+0.872
6	5	1:29.187	+0.494	(146) Noah HOLMES			4	1:44.754	+1.301
7	6	1:28.693		1			5	1:46.652	+3.199
8	7	1:28.780	+0.087	2	1:38.143	+3.538	6	1:45.030	+1.577
(96) Stephen GURNEY	(2) Conal KAVANAGH			3	1:36.743	+2.138	7	1:48.960	+5.507
1	1			4	1:35.138	+0.533			
2	2	1:31.738	+2.278	5	1:37.641	+3.036	(69) Samantha SCOTT		
3	3	1:30.060	+0.600	6	1:35.320	+0.715	1		
4	4	1:31.105	+1.645	7	1:34.605		2	1:59.245	+3.469
5	5	1:32.212	+2.752				3	1:55.957	+0.181
6	6	1:30.499	+1.039	(5) Kevin KEYES			4	1:57.762	+1.986
7	7	1:29.460		1			5	1:55.776	
8				2	1:40.547	+2.894	6	1:57.196	+1.420
(78) Korie McGREEVY	(41) Reece DAVIDSON			3	1:38.671	+1.018			
1	1			4	1:37.653		(26) Nigel PARKS		
2	2	1:33.809	+4.035	5	1:37.873	+0.220	1		
3	3	1:32.471	+2.697	6	1:38.026	+0.373			
4	4	1:30.787	+1.013	7	1:37.873	+0.220			
5	5	1:31.823	+2.049						
6	6	1:29.829	+0.055	(51) Alex McKINNEY					
7	7	1:29.774		1					
8				2	1:40.044	+2.668			
(29) Aaron McBRIDE	(21) Aaron ARMSTRONG			3	1:37.376				
1	1			4	1:40.497	+3.121			
2	2	1:31.399	+1.246	5	1:40.586	+3.210			
3	3	1:31.811	+1.658	6	1:37.444	+0.068			
4	4	1:31.708	+1.555	7	1:40.307	+2.931			
5	5	1:31.091	+0.938						
6	6	1:32.280	+2.127	(44) Liam CHAWKE					
7	7	1:30.153		1					
				2	1:43.259	+2.701			
	(91) Sammy BENTLEY			3	1:42.547	+1.989			
	1			4	1:41.377	+0.819			
	2	1:31.811	+1.658						
	3	1:31.811	+1.658						
	4	1:31.708	+1.555						
	5	1:31.091	+0.938						
	6	1:32.280	+2.127						
	7	1:30.153							

Provisional result subject to confirmation by the Stewards of the Meeting

Orbits

Promoted by Temple Motorcycle and Athletic Club

www.amb-it.com

MCUI (Ulster Centre) Timing

www.mylaps.com

www.elaps-timing.com

Licensed to: MCUI



IRISH CLUBMANS R11 & R12
Sorted on Laps

PRODUCTION 125cc & 125GP/MOTO 450 NEWCOMERS

Bishopscourt 1.824 Miles

R7: North Dublin Motorcycles Race Two

24/07/2010 14:15

Race (8 Laps) started at 14:52:30

Pos	Class	No.	Name	Machine	Sponsor	Laps	Total Tm	Diff	Avg. Speed	Best Tm	Best Speed	Lap
NC125												
1	NC125	85	Jason LYNN	Honda	Robert Lynn	8	10:32.192		83.094	1:17.671	84.541	4
2	NC125	12	Conor PARKHILL	Honda	C.P. Racing	8	10:43.361	11.169	81.651	1:18.551	83.594	2
3	NC125	96	Stephen GURNEY	Honda		8	11:07.531	35.339	78.695	1:21.872	80.203	8
4	NC125	26	Nigel PARKS	Honda		8	11:10.223	38.031	78.379	1:22.089	79.991	3
5	NC125	63	Jonathan HANNA	Honda		8	11:39.029	1:06.837	75.149	1:24.520	77.690	4
6	NC125	91	Sammy BENTLEY	Yamaha		7	10:41.602	1 Lap	71.641	1:28.395	74.285	7
P125												
1	P125	27	Adam McLEAN	Aprilia		8	11:54.443		73.527	1:26.849	75.607	6
2	P125	29	Aaron McBRIDE	Aprilia		8	11:54.832	0.389	73.487	1:27.145	75.350	8
3	P125	41	Reece DAVIDSON	Aprilia		7	10:41.277	1 Lap	71.677	1:29.597	73.288	5
4	P125	2	Conal KAVANAGH	Aprilia		7	10:41.523	1 Lap	71.649	1:29.888	73.051	2
5	P125	21	Aaron ARMSTRONG	Aprilia		7	10:52.047	1 Lap	70.493	1:31.232	71.975	3
6	P125	146	Noah HOLMES	Aprilia		7	10:52.092	1 Lap	70.488	1:30.602	72.475	7
7	P125	16	Conor DALY	Aprilia		7	10:52.102	1 Lap	70.487	1:30.486	72.568	7
8	P125	51	Alex McKINNEY	Aprilia	Castle Engineering	7	11:42.758	1 Lap	65.406	1:36.228	68.238	4
9	P125	112	Peter SHANNON	Aprilia	Gilmore	7	11:59.407	1 Lap	63.893	1:39.921	65.716	2
10	P125	69	Samantha SCOTT	Aprilia		6	11:50.857	2 Laps	55.424	1:55.027	57.086	2
11	P125	44	Liam CHAWKE	Aprilia		5	11:07.022	3 Laps	49.222	1:41.617	64.619	4
Not classified												
DNF	P125	77	Paul McARTNEY	Aprilia		6	10:18.892	DNF	63.660	1:41.108	64.944	5
DNF	P125	5	Kevin KEYES	Aprilia		5	8:50.472	DNF	61.892	1:40.801	65.142	2
DNF	P125	78	Korie McGREEVY	Aprilia	Mar-Train Racing	2	3:02.172	DNF	72.090	1:27.614	74.947	2

Announcements

New Track Record (1:17.671) for NC125 by Jason LYNN.

Margin of Victory	Avg. Speed	Best Lap Tm	Best Speed	Best Lap by
11.169	83.094	1:17.671	84.541	85 - Jason LYNN

Provisional result subject to confirmation by the Stewards of the Meeting

Orbits

Promoted by Temple Motorcycle and Athletic Club

www.amb-it.com

MCUI (Ulster Centre) Timing

www.mylaps.com
www.elaps-timing.com

Licensed to: MCUI



IRISH CLUBMANS R11 & R12

PRODUCTION 125cc & 125GP/MOTO 450 NEWCOMERS

Bishopscourt 1.824 Miles

R7: North Dublin Motorcycles Race Two

24/07/2010 14:15

Race (8 Laps) started at 14:52:30

<u>(85) Jason LYNN</u>			<u>(21) Aaron ARMSTRONG</u>			<u>(4) Liam CHAWKE</u>		
1			1			1	1:58.660	+3.633
2	1:18.006	+0.335	2	1:31.298	+0.066	5	1:56.712	+1.685
3	1:17.956	+0.285	3	1:31.232		6	1:57.504	+2.477
4	1:17.671		4	1:31.730	+0.498	<u>(77) Paul McARTNEY</u>		
5	1:18.298	+0.627	5	1:31.504	+0.272	1		
6	1:18.049	+0.378	6	1:33.311	+2.079	2	1:42.044	+0.427
7	1:18.738	+1.067	7	1:33.508	+2.276	3	1:41.899	+0.282
8	1:19.631	+1.960	<u>(146) Noah HOLMES</u>			4	1:41.617	
<u>(12) Conor PARKHILL</u>			1			5	4:10.535	+2:28.918
1			2	1:32.334	+1.732	<u>(5) Kevin KEYES</u>		
2	1:18.551		3	1:31.503	+0.901	1		
3	1:19.046	+0.495	4	1:31.951	+1.349	2	1:41.341	+0.233
4	1:19.586	+1.035	5	1:32.843	+2.241	3	1:41.187	+0.079
5	1:20.096	+1.545	6	1:31.259	+0.657	4	1:41.906	+0.798
6	1:19.232	+0.681	7	1:30.602		5	1:41.108	
7	1:19.594	+1.043	<u>(16) Conor DALY</u>			6	1:42.058	+0.950
8	1:20.806	+2.255	1			<u>(78) Korie McGREEVY</u>		
<u>(96) Stephen GURNEY</u>			2	1:32.245	+1.759	1		
1			3	1:32.225	+1.739	2	1:40.801	
2	1:23.079	+1.207	4	1:31.937	+1.451	3	1:41.214	+0.413
3	1:22.557	+0.685	5	1:31.915	+1.429	4	1:46.225	+5.424
4	1:22.446	+0.574	6	1:32.002	+1.516	5	1:54.285	+13.484
5	1:22.845	+0.973	7	1:30.486		<u>(51) Alex McKINNEY</u>		
6	1:24.126	+2.254	<u>(2) Conal KAVANAGH</u>			1		
7	1:22.369	+0.497	1			2	1:27.614	
8	1:21.872		2	1:30.573	+0.976	<u>(112) Peter SHANNON</u>		
<u>(26) Nigel PARKS</u>			3	1:30.182	+0.585	1		
1			4	1:30.991	+1.394	2	1:39.440	+3.212
2	1:22.617	+0.528	5	1:29.597		3	1:39.959	+3.731
3	1:22.089		6	1:29.955	+0.358	4	1:36.228	
4	1:23.058	+0.969	7	1:30.823	+1.226	5	1:36.760	+0.532
5	1:22.922	+0.833	<u>(63) Jonathan HANNA</u>			6	1:37.178	+0.950
6	1:22.850	+0.761	1			7	1:39.025	+2.797
7	1:22.216	+0.127	2	1:29.888		<u>(69) Samantha SCOTT</u>		
8	1:24.091	+2.002	3	1:30.599	+0.711	1		
<u>(27) Adam McLEAN</u>			4	1:30.200	+0.312	2	1:39.921	
1			5	1:30.434	+0.546	3	1:41.026	+1.105
2	1:29.144	+2.295	6	1:29.931	+0.043	4	1:40.451	+0.530
3	1:28.131	+1.282	7	1:30.750	+0.862	5	1:41.089	+1.168
4	1:28.159	+1.310	<u>(91) Sammy BENTLEY</u>			6	1:40.983	+1.062
5	1:28.671	+1.822	1			7	1:41.100	+1.179
6	1:26.849		2	1:31.179	+2.784	<u>(85) Jason LYNN</u>		
7	1:27.229	+0.380	3	1:29.981	+1.586	1		
8	1:29.071	+2.222	4	1:29.825	+1.430	2	1:25.207	+0.687
<u>(146) Noah HOLMES</u>			5	1:32.744	+4.349	3	1:24.829	+0.309
1			6	1:29.447	+1.052	4	1:24.520	
2	1:31.298	+0.066	7	1:28.395		5	1:24.756	+0.236
3	1:31.232		<u>(21) Aaron ARMSTRONG</u>			6	1:26.456	+1.936
4	1:31.730	+0.498	1			7	1:26.509	+1.989
5	1:31.504	+0.272	2	1:31.179	+2.784	<u>(12) Conor PARKHILL</u>		
6	1:33.311	+2.079	3	1:29.981	+1.586	1		
7	1:33.508	+2.276	4	1:29.825	+1.430	2	1:18.551	
<u>(51) Alex McKINNEY</u>			5	1:32.744	+4.349	3	1:17.956	+0.285
1			6	1:29.447	+1.052	4	1:17.671	
2	1:39.440	+3.212	7	1:28.395		5	1:18.298	+0.627
3	1:39.959	+3.731	<u>(29) Aaron McBRIDE</u>			6	1:18.049	+0.378
4	1:36.228		1			7	1:18.738	+1.067
5	1:36.760	+0.532	2	1:29.745	+2.600	8	1:19.631	+1.960
6	1:37.178	+0.950	3	1:28.431	+1.286	<u>(96) Stephen GURNEY</u>		
7	1:39.025	+2.797	4	1:28.384	+1.239	1		
<u>(112) Peter SHANNON</u>			5	1:28.249	+1.104	2	1:23.079	+1.207
1			6	1:27.437	+0.292	3	1:22.557	+0.685
2	1:39.921		7	1:28.525	+1.380	4	1:22.446	+0.574
3	1:41.026	+1.105	8	1:27.145		5	1:22.845	+0.973
4	1:40.451	+0.530	<u>(41) Reece DAVIDSON</u>			6	1:24.126	+2.254
5	1:41.089	+1.168	1			7	1:22.369	+0.497
6	1:40.983	+1.062	2	1:30.573	+0.976	8	1:21.872	
7	1:41.100	+1.179	3	1:30.182	+0.585	<u>(26) Nigel PARKS</u>		
<u>(69) Samantha SCOTT</u>			4	1:30.991	+1.394	1		
1			5	1:29.597		2	1:22.617	+0.528
2	1:55.027		6	1:29.955	+0.358	3	1:22.089	
3	1:56.607	+1.580	7	1:30.823	+1.226	4	1:23.058	+0.969

Provisional result subject to confirmation by the Stewards of the Meeting

Orbits

Promoted by Temple Motorcycle and Athletic Club

www.amb-it.com

MCUI (Ulster Centre) Timing

www.mylaps.com
www.elaps-timing.com

Licensed to: MCUI



IRISH CLUBMANS 125GP / MOTO 450 NEWCOMERS (subject to confirmation)

2010

Pos	No.	Name	Total	Diff	Gap	#1		#2		#3		#4		#5		#6	
						R1	R2	R1	R2	R1	R2	R1	R2	R1	R2	R1	R2
1	85	Jason LYNN	222	0	0	16	20	x	20	20	20	13	13	25	25	25	25
2	56	Sam WILSON	186	36	36	25	25	20	25	25	25	16	25	x	x	x	x
3	12	Conor PARKHILL	165	57	21	13	11	x	x	16	x	25	20	20	20	20	20
4	48	Luke JOHNSTON	139	83	26	20	13	25	16	13	16	20	16	x	x	x	x
5	26	Nigel PARKS	131	91	8	8	16	16	13	x	11	11	11	16	16	x	13
6	96	Stephen GURNEY	100	122	31	11	10	13	11	x	13	x	10	x	x	16	16
7	63	Jonathan HANNA	54	168	46	10	9	11	x	x	x	x	x	x	x	13	11
8	45	Aaron SHEAHAN	41	181	13	x	x	10	10	11	10	x	x	x	x	x	x
9	36	Wayne McALLISTER	17	205	24	9	8	x	x	x	x	x	x	x	x	x	x

Event Legend

#1	20/03/2010	IRISH CLUBMANS R1 & R2 - Bishops court-2	#4	08/05/2010	IRISH CLUBMANS R7 & R8 - Kirkistown
#2	11/04/2010	IRISH CLUBMANS R3 & R4 - Mondello Nat'l	#5	05/06/2010	IRISH CLUBMANS R9 & R10 - Kirkistown
#3	03/05/2010	IRISH CLUBMANS R5 & R6 - Bishops court	#6	24/07/2010	IRISH CLUBMANS R11 & R12

Championship Standings of IRISH CLUBMANS PRODUCTION 125cc (subject to confirmation) Printed:: 24/07/2010 15:11:20

IRISH CLUBMANS PRODUCTION 125cc (subject to confirmation)

2010

Pos	No.	Name	Total	Diff	Gap	#1		#2		#3		#4		#5		#6	
						R1	R2	R1	R2	R1	R2	R1	R2	R1	R2	R1	R2
1	78	Korie McGREEVY	225	0	0	25	25	25	25	25	25	x	25	25	x	25	x
2	27	Adam McLEAN	195	30	30	20	20	20	20	9	20	25	20	x	x	16	25
3	29	Aaron McBRIDE	178	47	17	13	16	x	10	13	13	16	16	16	25	20	20
4	41	Reece DAVIDSON	151	74	27	11	13	8	9	20	10	11	13	13	16	11	16
5	2	Conal KAVANAGH	150	75	1	9	9	11	8	16	11	20	x	20	20	13	13
6	5	Kevin KEYES	116	109	34	16	11	16	16	16	16	7	7	9	11	7	x
7	21	Aaron ARMSTRONG	113	112	3	10	x	10	11	10	8	9	10	11	13	10	11
8	44	Liam CHAWKE	81	144	32	8	8	7	7	8	7	8	9	x	9	5	5
9	146	Noah HOLMES	75	150	6	x	10	13	13	x	x	10	11	x	x	8	10
10	16	Conor DALY	60	165	15	x	x	9	x	11	9	13	x	x	x	9	9
11	69	Samantha SCOTT	54	171	6	7	7	x	x	5	4	4	5	7	7	2	6
12	51	Alex McKINNEY	53	172	1	x	x	6	6	7	6	6	8	x	x	6	8
13	112	Peter SHANNON	49	176	4	x	x	x	x	6	5	5	6	8	8	4	7
14	9	Nicholas McCLEERY	20	205	29	x	x	x	x	x	x	x	x	10	10	x	x
15	77	Paul McCARTNEY	3	222	17	x	x	x	x	x	x	x	x	x	x	3	x

Event Legend

#1	20/03/2010	IRISH CLUBMANS R1 & R2 - Bishops court-2	#4	08/05/2010	IRISH CLUBMANS R7 & R8 - Kirkistown
#2	11/04/2010	IRISH CLUBMANS R3 & R4 - Mondello Nat'l	#5	05/06/2010	IRISH CLUBMANS R9 & R10 - Kirkistown
#3	03/05/2010	IRISH CLUBMANS R5 & R6 - Bishops court	#6	24/07/2010	IRISH CLUBMANS R11 & R12