



POWERED BY

BELFAST TELEGRAPH

ULSTER GRAND PRIX BIKE WEEK
15th – 18th AUGUST 2007

promoted by
Dundrod & District Motorcycle Club
www.ulstergrandprix.co.uk

LISBURN CITY COUNCIL
SUPERSTOCK



BBC SPORT

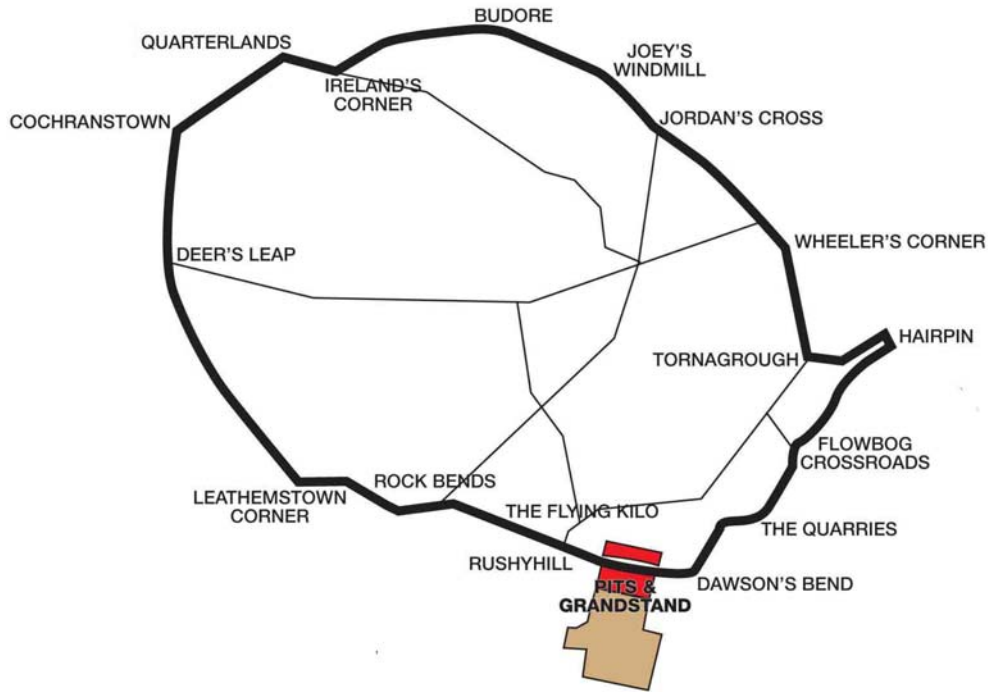
NI



2&4
WHEEL MOTORSPORT
STEERING GROUP LTD.

The Dundrod Circuit

7.401 miles



LAP RECORDS

| Class | Name | Machine | m s | mph | Year |
|------------------------|-------------------|------------|----------|---------|------|
| 125cc | Gary Dynes | Honda | 3 56.89 | 112.474 | 1999 |
| 250cc | Darran Lindsay | Honda | 3 38.634 | 121.866 | 2006 |
| Lightweight Supersport | Jason Griffiths | Yamaha | 3 58.43 | 111.748 | 2003 |
| Supersport 600 | Ian Hutchinson | Kawasaki | 3 32.414 | 125.434 | 2006 |
| Superstock | Bruce Anstey (NZ) | Suzuki | 3 28.23 | 127.955 | 2003 |
| Superbike | John McGuinness | Honda | 3 22.282 | 131.717 | 2007 |
| Challenge 1000cc | Keith Amor | Suzuki | 3 32.175 | 125.575 | 2006 |
| National 750cc | Conor Cummins | Yamaha 600 | 3 41.921 | 120.061 | 2006 |

Ulster Grand Prix Bike Week

SUPERBIKE / SUPERSTOCK

UGP Qualifying Session One

Wednesday, 15 August 2007



UGP Superstock Qualifying Session

Qualifying Time

4:11.687

Qualifying Speed


105.861

| Pos | Class | No | Name | Machine / Sponsor | Time | Best Lap Behind | Speed | On | Total Laps | Qualifying Laps |
|----------------------------------|-------|----|-------------------|--|----------|-----------------|---------|----|------------|-----------------|
| Qualifying Classification | | | | | | | | | | |
| 1 | GPSTK | 5 | Bruce ANSTEY | Suzuki - Relentless Suzuki by TAS Racing | 3:32.801 | | 125.206 | 2 | 3 | 2 |
| 2 | GPSTK | 77 | Ryan FARQUHAR | Kawasaki - Kenny Harker Racing | 3:32.986 | 0.185 | 125.097 | 8 | 8 | 6 |
| 3 | GPSTK | 45 | Martin FINNEGAN | MV Agusta - Round Tower Racing | 3:33.621 | 0.820 | 124.725 | 3 | 4 | 4 |
| 4 | GPSTK | 10 | Conor CUMMINS | Yamaha - JMF Team Millsport Racing | 3:34.180 | 1.379 | 124.400 | 3 | 4 | 4 |
| 5 | GPSTK | 17 | James McBRIDE | Yamaha - MTA / Leyford Construction | 3:34.359 | 1.558 | 124.296 | 7 | 8 | 6 |
| 6 | GPSTK | 2 | Adrian ARCHIBALD | Suzuki - Relentless Suzuki by TAS Racing | 3:35.659 | 2.858 | 123.547 | 3 | 4 | 4 |
| 7 | GPSTK | 1 | Guy MARTIN | Honda - Hydrex Honda | 3:36.126 | 3.325 | 123.280 | 3 | 4 | 3 |
| 8 | GPSTK | 86 | Cameron DONALD | Honda - John Harris/Uel Duncan | 3:38.300 | 5.499 | 122.052 | 3 | 4 | 4 |
| 9 | GPSTK | 26 | Stephen THOMPSON | Suzuki - T&R Motorsport | 3:39.253 | 6.452 | 121.522 | 5 | 5 | 4 |
| 10 | GPSTK | 22 | Mark BUCKLEY | Kawasaki - Anglo Irish Racing | 3:40.272 | 7.471 | 120.959 | 7 | 8 | 5 |
| 11 | GPSTK | 36 | Michael PEARSON | Yamaha - Carryduff Forklifts | 3:41.382 | 8.581 | 120.353 | 3 | 7 | 4 |
| 12 | GPSTK | 39 | James REDPATH | Suzuki | 3:41.510 | 8.709 | 120.283 | 2 | 4 | 2 |
| 13 | GPSTK | 11 | Rob FROST | Yamaha - JMF Team Millsport Racing | 3:41.638 | 8.837 | 120.214 | 8 | 8 | 6 |
| 14 | GPSTK | 7 | Ian LOUGHER | Honda - Blackhorse Motorcycle Finance | 3:42.230 | 9.429 | 119.894 | 3 | 4 | 3 |
| 15 | GPSTK | 16 | John BURROWS | Suzuki - HM Sports Motorhomes | 3:42.524 | 9.723 | 119.735 | 2 | 4 | 2 |
| 16 | GPSTK | 15 | Mark PARRETT | Yamaha - C&C Ltd | 3:42.771 | 9.970 | 119.602 | 7 | 8 | 5 |
| 17 | GPSTK | 19 | Gary JOHNSON | Yamaha - Speedfreak Race Team | 3:43.814 | 11.013 | 119.045 | 2 | 4 | 2 |
| 18 | GPSTK | 41 | Darren BURNS | Yamaha - McKinstry Skip Hire | 3:43.818 | 11.017 | 119.043 | 2 | 4 | 4 |
| 19 | GPSTK | 70 | Victor GILMORE | Yamaha - T Lindsay Racing | 3:44.165 | 11.364 | 118.859 | 8 | 8 | 5 |
| 20 | GPSTK | 68 | Paul OWEN | Kawasaki - Team #98 | 3:45.346 | 12.545 | 118.236 | 2 | 4 | 2 |
| 21 | GPSTK | 21 | Les SHAND | Yamaha - Leeds Parcel Company | 3:46.155 | 13.354 | 117.813 | 5 | 5 | 3 |
| 22 | GPSTK | 40 | Paul SHOESMITH | Yamaha - Speedfreak Race Team | 3:48.586 | 15.785 | 116.560 | 9 | 10 | 7 |
| 23 | GPSTK | 24 | Rob I'ANSON | Suzuki - VRS Racing | 3:49.115 | 16.314 | 116.291 | 3 | 4 | 3 |
| 24 | GPSTK | 33 | Liam QUINN | Yamaha - Team Racing | 3:49.544 | 16.743 | 116.073 | 2 | 3 | 2 |
| 25 | GPSTK | 43 | Fabrice MIGUET | Suzuki | 3:50.156 | 17.355 | 115.765 | 2 | 7 | 3 |
| 26 | GPSTK | 89 | Alan CONNOR | Suzuki - Dunshaughlin RRSC | 3:53.313 | 20.512 | 114.198 | 3 | 7 | 4 |
| 27 | GPSTK | 30 | Kevin STROWGER | Suzuki - Mistral Racing Ltd | 3:54.566 | 21.765 | 113.588 | 2 | 8 | 5 |
| 28 | GPSTK | 51 | Dennis BOOTH | Suzuki | 3:54.662 | 21.861 | 113.542 | 3 | 4 | 2 |
| 29 | GPSTK | 20 | Denver ROBB | Suzuki - Mar-Train Racing | 3:55.024 | 22.223 | 113.367 | 2 | 4 | 2 |
| 30 | GPSTK | 69 | Dave WOOLAMS | Suzuki - Scott Bros. | 3:55.694 | 22.893 | 113.045 | 3 | 4 | 2 |
| 31 | GPSTK | 72 | Stephen McILVENNA | Honda - T7 Murray | 3:56.635 | 23.834 | 112.595 | 3 | 4 | 2 |
| 32 | GPSTK | 90 | Craig ATKINSON | Honda - VRS Racing | 3:57.781 | 24.980 | 112.053 | 9 | 10 | 6 |
| 33 | GPSTK | 28 | John CRELLIN | Suzuki | 4:01.296 | 28.495 | 110.420 | 2 | 6 | 2 |
| 34 | GPSTK | 59 | Gareth ROBERTS | Yamaha - Saf Ims Racing | 4:01.928 | 29.127 | 110.132 | 2 | 4 | 2 |
| 35 | GPSTK | 31 | John TATTERSALL | Suzuki | 4:03.856 | 31.055 | 109.261 | 2 | 4 | 2 |
| 36 | GPSTK | 85 | Lee HILL | Yamaha - NH trade frames | 4:04.383 | 31.582 | 109.025 | 3 | 4 | 2 |
| 37 | GPSTK | 48 | Gareth COSTELLO | Honda | 4:05.385 | 32.584 | 108.580 | 2 | 7 | 3 |

Non Qualifiers

| | | | | | | | | | |
|-------|----|-----------------|-------------------------------|----------|----------|---------|---|---|----------|
| GPSTK | 79 | Andrew COURTNEY | Yamaha - Team Hardship Racing | 4:03.270 | 34.313 | 109.524 | 2 | 3 | <u>1</u> |
| GPSTK | 42 | Graham OAKLAND | Yamaha - DF Racing | 4:46.033 | 1:17.076 | 93.150 | 7 | 8 | <u>0</u> |

These Results are provisional and are subject to ratification by the Stewards of the Meeting.

| | | | | |
|---------------|-------------------------------------|---|------------------|-----------------------------------|
| Track | Dundrod | Signed | Organising Club | Dundrod & District MCC |
| Length(miles) | 7.4011 Lap 1 (7.2801) |  | Chief Timekeeper | Qualifying Started |
| Weather | Cloudy | Issued At: | 19:41:57 | 18:48:36.038 |
| Track | Dry | | | |



Ulster Grand Prix Bike Week

SUPERBIKE / SUPERSTOCK

UGP Qualifying Session One

Wednesday, 15 August 2007

DETAILED RESULT



UGP Superstock Qualifying Session One

Qualifying Classification

Position

| | | | | | |
|-----------|-----------------------|------------|----------------|----|----------------------|
| 1 | 5 Bruce ANSTEY | | | | |
| | GPSTK | | Behind | | |
| Best Time | 3:32.801 | Best Speed | 125.206 | On | 2 Gp a |
| Lap | Elapsed Time | Lap Time | Lap Speed | | |
| 1 | 32:01.390 | 32:01.390 | 13.640 | | |
| 2 | 35:34.191 | 3:32.801 | 125.206 | | |
| 3 | 39:09.102 | 3:34.911 | 123.977 | | |

| | | | | | |
|-----------|-------------------------|------------|----------------|----|----------------------|
| 2 | 77 Ryan FARQUHAR | | | | |
| | GPSTK | | Behind | | 0.185 |
| Best Time | 3:32.986 | Best Speed | 125.097 | On | 8 Gp a |

| | | | |
|-----|--------------|-----------|-----------|
| Lap | Elapsed Time | Lap Time | Lap Speed |
| 1 | 4:54.391 | 4:54.391 | 89.026 |
| 2 | 8:33.852 | 3:39.461 | 121.406 |
| 3 | 12:10.196 | 3:36.344 | 123.156 |
| 4 | 16:05.490 | 3:55.294 | 113.237 |
| 5 | 29:45.450 | 13:39.960 | 32.494 |
| 6 | 33:23.021 | 3:37.571 | 122.461 |
| 7 | 36:57.676 | 3:34.655 | 124.125 |
| 8 | 40:30.662 | 3:32.986 | 125.097 |

| | | | | | |
|-----------|---------------------------|------------|----------------|----|----------------------|
| 3 | 45 Martin FINNEGAN | | | | |
| | GPSTK | | Behind | | 0.820 |
| Best Time | 3:33.621 | Best Speed | 124.725 | On | 3 Gp a |

| | | | |
|-----|--------------|----------|-----------|
| Lap | Elapsed Time | Lap Time | Lap Speed |
| 1 | 3:46.795 | 3:46.795 | 115.560 |
| 2 | 7:21.032 | 3:34.237 | 124.367 |
| 3 | 10:54.653 | 3:33.621 | 124.725 |
| 4 | 14:43.324 | 3:48.671 | 116.517 |

| | | | | | |
|-----------|-------------------------|------------|----------------|----|----------------------|
| 4 | 10 Conor CUMMINS | | | | |
| | GPSTK | | Behind | | 1.379 |
| Best Time | 3:34.180 | Best Speed | 124.400 | On | 3 Gp a |

| | | | |
|-----|--------------|----------|-----------|
| Lap | Elapsed Time | Lap Time | Lap Speed |
| 1 | 3:54.704 | 3:54.704 | 111.666 |
| 2 | 7:29.792 | 3:35.088 | 123.875 |
| 3 | 11:03.972 | 3:34.180 | 124.400 |
| 4 | 14:51.417 | 3:47.445 | 117.145 |

UGP Superstock Qualifying Session One

Qualifying Classification

Position

| | | | | | |
|-----------|-------------------------|------------|----------------|----|----------------------|
| 5 | 17 James McBRIDE | | | | |
| | GPSTK | | Behind | | 1.558 |
| Best Time | 3:34.359 | Best Speed | 124.296 | On | 7 Gp a |
| Lap | Elapsed Time | Lap Time | Lap Speed | | |
| 1 | 4:28.682 | 4:28.682 | 97.544 | | |
| 2 | 8:09.382 | 3:40.700 | 120.725 | | |
| 3 | 11:46.921 | 3:37.539 | 122.479 | | |
| 4 | 15:44.942 | 3:58.021 | 111.940 | | |
| 5 | 31:56.956 | 16:12.014 | 27.411 | | |
| 6 | 35:34.109 | 3:37.153 | 122.697 | | |
| 7 | 39:08.468 | 3:34.359 | 124.296 | | |
| 8 | 42:43.612 | 3:35.144 | 123.842 | | |

| | | | | | |
|-----------|---------------------------|------------|----------------|----|----------------------|
| 6 | 2 Adrian ARCHIBALD | | | | |
| | GPSTK | | Behind | | 2.858 |
| Best Time | 3:35.659 | Best Speed | 123.547 | On | 3 Gp a |

| | | | |
|-----|--------------|----------|-----------|
| Lap | Elapsed Time | Lap Time | Lap Speed |
| 1 | 3:51.824 | 3:51.824 | 113.053 |
| 2 | 7:28.148 | 3:36.324 | 123.167 |
| 3 | 11:03.807 | 3:35.659 | 123.547 |
| 4 | 14:52.195 | 3:48.388 | 116.661 |

| | | | | | |
|-----------|---------------------|------------|----------------|----|----------------------|
| 7 | 1 Guy MARTIN | | | | |
| | GPSTK | | Behind | | 3.325 |
| Best Time | 3:36.126 | Best Speed | 123.280 | On | 3 Gp a |

| | | | |
|-----|--------------|----------|-----------|
| Lap | Elapsed Time | Lap Time | Lap Speed |
| 1 | 4:57.313 | 4:57.313 | 88.151 |
| 2 | 8:34.821 | 3:37.508 | 122.496 |
| 3 | 12:10.947 | 3:36.126 | 123.280 |
| 4 | 16:10.462 | 3:59.515 | 111.241 |

| | | | | | |
|-----------|--------------------------|------------|----------------|----|----------------------|
| 8 | 86 Cameron DONALD | | | | |
| | GPSTK | | Behind | | 5.499 |
| Best Time | 3:38.300 | Best Speed | 122.052 | On | 3 Gp a |

| | | | |
|-----|--------------|----------|-----------|
| Lap | Elapsed Time | Lap Time | Lap Speed |
| 1 | 3:56.573 | 3:56.573 | 110.783 |
| 2 | 7:38.303 | 3:41.730 | 120.164 |
| 3 | 11:16.603 | 3:38.300 | 122.052 |
| 4 | 15:15.644 | 3:59.041 | 111.462 |

Ulster Grand Prix Bike Week

SUPERBIKE / SUPERSTOCK

UGP Qualifying Session One

Wednesday, 15 August 2007

DETAILED RESULT



UGP Superstock Qualifying Session One

Qualifying Classification

Position

9 **26 Stephen THOMPSON**

GPSTK Behind **6.452**
Best Time **3:39.253** Best Speed **121.522** On **5** Gp **a**

| Lap | Elapsed Time | Lap Time | Lap Speed |
|-----|--------------|-----------|-----------|
| 1 | 26:40.180 | 26:40.180 | 16.378 |
| 2 | 30:33.357 | 3:53.177 | 114.265 |
| 3 | 34:16.682 | 3:43.325 | 119.306 |
| 4 | 37:57.080 | 3:40.398 | 120.890 |
| 5 | 41:36.333 | 3:39.253 | 121.522 |

10 **22 Mark BUCKLEY**

GPSTK Behind **7.471**
Best Time **3:40.272** Best Speed **120.959** On **7** Gp **a**

| Lap | Elapsed Time | Lap Time | Lap Speed |
|-----|--------------|-----------|-----------|
| 1 | 5:37.358 | 5:37.358 | 77.687 |
| 2 | 9:20.793 | 3:43.435 | 119.247 |
| 3 | 13:07.157 | 3:46.364 | 117.704 |
| 4 | 17:18.994 | 4:11.837 | 105.798 |
| 5 | 29:38.736 | 12:19.742 | 36.018 |
| 6 | 33:21.495 | 3:42.759 | 119.609 |
| 7 | 37:01.767 | 3:40.272 | 120.959 |
| 8 | 40:42.080 | 3:40.313 | 120.937 |

11 **36 Michael PEARSON**

GPSTK Behind **8.581**
Best Time **3:41.382** Best Speed **120.353** On **3** Gp **a**

| Lap | Elapsed Time | Lap Time | Lap Speed |
|-----|--------------|-----------|-----------|
| 1 | 4:13.212 | 4:13.212 | 103.504 |
| 2 | 7:56.593 | 3:43.381 | 119.276 |
| 3 | 11:37.975 | 3:41.382 | 120.353 |
| 4 | 16:01.298 | 4:23.323 | 101.184 |
| 5 | 32:54.163 | 16:52.865 | 26.306 |
| 6 | 36:40.176 | 3:46.013 | 117.887 |
| 7 | 40:25.553 | 3:45.377 | 118.220 |

12 **39 James REDPATH**

GPSTK Behind **8.709**
Best Time **3:41.510** Best Speed **120.283** On **2** Gp **a**

| Lap | Elapsed Time | Lap Time | Lap Speed |
|-----|--------------|----------|-----------|
| 1 | 5:52.362 | 5:52.362 | 74.379 |
| 2 | 9:33.872 | 3:41.510 | 120.283 |
| 3 | 13:18.119 | 3:44.247 | 118.815 |
| 4 | 17:38.410 | 4:20.291 | 102.362 |

UGP Superstock Qualifying Session One

Qualifying Classification

Position

13 **11 Rob FROST**

GPSTK Behind **8.837**
Best Time **3:41.638** Best Speed **120.214** On **8** Gp **a**

| Lap | Elapsed Time | Lap Time | Lap Speed |
|-----|--------------|-----------|-----------|
| 1 | 3:56.261 | 3:56.261 | 110.930 |
| 2 | 7:42.651 | 3:46.390 | 117.691 |
| 3 | 11:28.265 | 3:45.614 | 118.095 |
| 4 | 15:43.516 | 4:15.251 | 104.383 |
| 5 | 26:28.673 | 10:45.157 | 41.298 |
| 6 | 30:21.204 | 3:52.531 | 114.582 |
| 7 | 34:06.725 | 3:45.521 | 118.144 |
| 8 | 37:48.363 | 3:41.638 | 120.214 |

14 **7 Ian LOUGHER**

GPSTK Behind **9.429**
Best Time **3:42.230** Best Speed **119.894** On **3** Gp **a**

| Lap | Elapsed Time | Lap Time | Lap Speed |
|-----|--------------|-----------|-----------|
| 1 | 30:36.291 | 30:36.291 | 14.272 |
| 2 | 34:18.841 | 3:42.550 | 119.721 |
| 3 | 38:01.071 | 3:42.230 | 119.894 |
| 4 | 41:45.855 | 3:44.784 | 118.531 |

15 **16 John BURROWS**

GPSTK Behind **9.723**
Best Time **3:42.524** Best Speed **119.735** On **2** Gp **a**

| Lap | Elapsed Time | Lap Time | Lap Speed |
|-----|--------------|----------|-----------|
| 1 | 4:13.914 | 4:13.914 | 103.217 |
| 2 | 7:56.438 | 3:42.524 | 119.735 |
| 3 | 11:43.238 | 3:46.800 | 117.478 |
| 4 | 16:04.548 | 4:21.310 | 101.963 |

16 **15 Mark PARRETT**

GPSTK Behind **9.970**
Best Time **3:42.771** Best Speed **119.602** On **7** Gp **a**

| Lap | Elapsed Time | Lap Time | Lap Speed |
|-----|--------------|-----------|-----------|
| 1 | 5:13.598 | 5:13.598 | 83.573 |
| 2 | 9:03.865 | 3:50.267 | 115.709 |
| 3 | 12:49.657 | 3:45.792 | 118.002 |
| 4 | 17:10.097 | 4:20.440 | 102.304 |
| 5 | 30:35.006 | 13:24.909 | 33.102 |
| 6 | 34:18.254 | 3:43.248 | 119.347 |
| 7 | 38:01.025 | 3:42.771 | 119.602 |
| 8 | 41:48.404 | 3:47.379 | 117.179 |

Ulster Grand Prix Bike Week

SUPERBIKE / SUPERSTOCK

UGP Qualifying Session One

Wednesday, 15 August 2007

DETAILED RESULT



UGP Superstock Qualifying Session One

Qualifying Classification

Position

17 19 Gary JOHNSON

GPSTK Behind 11.013

Best Time 3:43.814 Best Speed 119.045 On 2 Gp a

| Lap | Elapsed Time | Lap Time | Lap Speed |
|-----|--------------|----------|-----------|
| 1 | 5:08.482 | 5:08.482 | 84.959 |
| 2 | 8:52.296 | 3:43.814 | 119.045 |
| 3 | 12:37.927 | 3:45.631 | 118.086 |
| 4 | 16:50.495 | 4:12.568 | 105.492 |

18 41 Darren BURNS

GPSTK Behind 11.017

Best Time 3:43.818 Best Speed 119.043 On 2 Gp a

| Lap | Elapsed Time | Lap Time | Lap Speed |
|-----|--------------|----------|-----------|
| 1 | 3:59.196 | 3:59.196 | 109.569 |
| 2 | 7:43.014 | 3:43.818 | 119.043 |
| 3 | 11:28.584 | 3:45.570 | 118.118 |
| 4 | 15:30.307 | 4:01.723 | 110.225 |

19 70 Victor GILMORE

GPSTK Behind 11.364

Best Time 3:44.165 Best Speed 118.859 On 8 Gp a

| Lap | Elapsed Time | Lap Time | Lap Speed |
|-----|--------------|-----------|-----------|
| 1 | 4:17.407 | 4:17.407 | 101.817 |
| 2 | 8:03.264 | 3:45.857 | 117.968 |
| 3 | 11:48.498 | 3:45.234 | 118.295 |
| 4 | 16:16.694 | 4:28.196 | 99.345 |
| 5 | 32:02.867 | 15:46.173 | 28.160 |
| 6 | 35:49.227 | 3:46.360 | 117.706 |
| 7 | 39:35.761 | 3:46.534 | 117.616 |
| 8 | 43:19.926 | 3:44.165 | 118.859 |

20 68 Paul OWEN

GPSTK Behind 12.545

Best Time 3:45.346 Best Speed 118.236 On 2 Gp a

| Lap | Elapsed Time | Lap Time | Lap Speed |
|-----|--------------|----------|-----------|
| 1 | 5:23.252 | 5:23.252 | 81.077 |
| 2 | 9:08.598 | 3:45.346 | 118.236 |
| 3 | 12:54.091 | 3:45.493 | 118.159 |
| 4 | 17:17.970 | 4:23.879 | 100.970 |

UGP Superstock Qualifying Session One

Qualifying Classification

Position

21 21 Les SHAND

GPSTK Behind 13.354

Best Time 3:46.155 Best Speed 117.813 On 5 Gp a

| Lap | Elapsed Time | Lap Time | Lap Speed |
|-----|--------------|-----------|-----------|
| 1 | 25:35.012 | 25:35.012 | 17.074 |
| 2 | 29:33.069 | 3:58.057 | 111.923 |
| 3 | 33:43.222 | 4:10.153 | 106.511 |
| 4 | 38:00.609 | 4:17.387 | 103.517 |
| 5 | 41:46.764 | 3:46.155 | 117.813 |

22 40 Paul SHOESMITH

GPSTK Behind 15.785

Best Time 3:48.586 Best Speed 116.560 On 9 Gp a

| Lap | Elapsed Time | Lap Time | Lap Speed |
|-----|--------------|----------|-----------|
| 1 | 5:23.087 | 5:23.087 | 81.119 |
| 2 | 9:15.275 | 3:52.188 | 114.752 |
| 3 | 13:11.727 | 3:56.452 | 112.683 |
| 4 | 17:35.221 | 4:23.494 | 101.118 |
| 5 | 21:51.381 | 4:16.160 | 104.013 |
| 6 | 25:51.038 | 3:59.657 | 111.175 |
| 7 | 29:45.404 | 3:54.366 | 113.685 |
| 8 | 33:38.089 | 3:52.685 | 114.507 |
| 9 | 37:26.675 | 3:48.586 | 116.560 |
| 10 | 41:16.402 | 3:49.727 | 115.981 |

23 24 Rob I'ANSON

GPSTK Behind 16.314

Best Time 3:49.115 Best Speed 116.291 On 3 Gp a

| Lap | Elapsed Time | Lap Time | Lap Speed |
|-----|--------------|----------|-----------|
| 1 | 3:58.609 | 3:58.609 | 109.838 |
| 2 | 7:48.744 | 3:50.135 | 115.775 |
| 3 | 11:37.859 | 3:49.115 | 116.291 |
| 4 | 15:59.173 | 4:21.314 | 101.961 |

24 33 Liam QUINN

GPSTK Behind 16.743

Best Time 3:49.544 Best Speed 116.073 On 2 Gp a

| Lap | Elapsed Time | Lap Time | Lap Speed |
|-----|--------------|-----------|-----------|
| 1 | 32:57.991 | 32:57.991 | 13.250 |
| 2 | 36:47.535 | 3:49.544 | 116.073 |
| 3 | 40:37.423 | 3:49.888 | 115.900 |

Ulster Grand Prix Bike Week

SUPERBIKE / SUPERSTOCK

UGP Qualifying Session One

Wednesday, 15 August 2007

DETAILED RESULT



UGP Superstock Qualifying Session One

Qualifying Classification

Position

25 **43 Fabrice MIGUET**

GPSTK Behind **17.355**
Best Time **3:50.156** Best Speed **115.765** On **2** Gp **a**

| Lap | Elapsed Time | Lap Time | Lap Speed |
|-----|--------------|-----------|-----------|
| 1 | 5:32.129 | 5:32.129 | 78.910 |
| 2 | 9:22.285 | 3:50.156 | 115.765 |
| 3 | 13:13.886 | 3:51.601 | 115.043 |
| 4 | 17:59.373 | 4:45.487 | 93.328 |
| 5 | 30:05.121 | 12:05.748 | 36.712 |
| 6 | 34:11.456 | 4:06.335 | 108.161 |
| 7 | 38:43.779 | 4:32.323 | 97.840 |

26 **89 Alan CONNOR**

GPSTK Behind **20.512**
Best Time **3:53.313** Best Speed **114.198** On **3** Gp **a**

| Lap | Elapsed Time | Lap Time | Lap Speed |
|-----|--------------|-----------|-----------|
| 1 | 5:35.536 | 5:35.536 | 78.109 |
| 2 | 9:30.349 | 3:54.813 | 113.469 |
| 3 | 13:23.662 | 3:53.313 | 114.198 |
| 4 | 18:09.557 | 4:45.895 | 93.195 |
| 5 | 34:57.487 | 16:47.930 | 26.434 |
| 6 | 38:51.286 | 3:53.799 | 113.961 |
| 7 | 42:48.610 | 3:57.324 | 112.268 |

27 **30 Kevin STROWGER**

GPSTK Behind **21.765**
Best Time **3:54.566** Best Speed **113.588** On **2** Gp **a**

| Lap | Elapsed Time | Lap Time | Lap Speed |
|-----|--------------|----------|-----------|
| 1 | 7:36.553 | 7:36.553 | 57.405 |
| 2 | 11:31.119 | 3:54.566 | 113.588 |
| 3 | 15:42.272 | 4:11.153 | 106.087 |
| 4 | 20:02.615 | 4:20.343 | 102.342 |
| 5 | 24:11.251 | 4:08.636 | 107.161 |
| 6 | 28:18.690 | 4:07.439 | 107.679 |
| 7 | 36:05.823 | 7:47.133 | 57.037 |
| 8 | 40:07.325 | 4:01.502 | 110.326 |

28 **51 Dennis BOOTH**

GPSTK Behind **21.861**
Best Time **3:54.662** Best Speed **113.542** On **3** Gp **a**

| Lap | Elapsed Time | Lap Time | Lap Speed |
|-----|--------------|----------|-----------|
| 1 | 4:58.855 | 4:58.855 | 87.696 |
| 2 | 8:54.766 | 3:55.911 | 112.941 |
| 3 | 12:49.428 | 3:54.662 | 113.542 |
| 4 | 17:12.143 | 4:22.715 | 101.418 |

UGP Superstock Qualifying Session One

Qualifying Classification

Position

29 **20 Denver ROBB**

GPSTK Behind **22.223**
Best Time **3:55.024** Best Speed **113.367** On **2** Gp **a**

| Lap | Elapsed Time | Lap Time | Lap Speed |
|-----|--------------|----------|-----------|
| 1 | 5:13.436 | 5:13.436 | 83.616 |
| 2 | 9:08.460 | 3:55.024 | 113.367 |
| 3 | 13:07.103 | 3:58.643 | 111.648 |
| 4 | 22:12.805 | 9:05.702 | 48.825 |

30 **69 Dave WOOLAMS**

GPSTK Behind **22.893**
Best Time **3:55.694** Best Speed **113.045** On **3** Gp **a**

| Lap | Elapsed Time | Lap Time | Lap Speed |
|-----|--------------|----------|-----------|
| 1 | 4:59.985 | 4:59.985 | 87.366 |
| 2 | 8:56.114 | 3:56.129 | 112.836 |
| 3 | 12:51.808 | 3:55.694 | 113.045 |
| 4 | 17:18.602 | 4:26.794 | 99.867 |

31 **72 Stephen McILVENNA**

GPSTK Behind **23.834**
Best Time **3:56.635** Best Speed **112.595** On **3** Gp **a**

| Lap | Elapsed Time | Lap Time | Lap Speed |
|-----|--------------|----------|-----------|
| 1 | 5:06.631 | 5:06.631 | 85.472 |
| 2 | 9:09.917 | 4:03.286 | 109.517 |
| 3 | 13:06.552 | 3:56.635 | 112.595 |
| 4 | 17:47.485 | 4:40.933 | 94.841 |

32 **90 Craig ATKINSON**

GPSTK Behind **24.980**
Best Time **3:57.781** Best Speed **112.053** On **9** Gp **a**

| Lap | Elapsed Time | Lap Time | Lap Speed |
|-----|--------------|----------|-----------|
| 1 | 4:47.155 | 4:47.155 | 91.269 |
| 2 | 8:45.901 | 3:58.746 | 111.600 |
| 3 | 12:44.037 | 3:58.136 | 111.885 |
| 4 | 17:10.534 | 4:26.497 | 99.978 |
| 5 | 21:47.217 | 4:36.683 | 96.298 |
| 6 | 25:59.087 | 4:11.870 | 105.785 |
| 7 | 30:02.473 | 4:03.386 | 109.472 |
| 8 | 34:02.672 | 4:00.199 | 110.925 |
| 9 | 38:00.453 | 3:57.781 | 112.053 |
| 10 | 42:03.804 | 4:03.351 | 109.488 |

Ulster Grand Prix Bike Week

SUPERBIKE / SUPERSTOCK

UGP Qualifying Session One

Wednesday, 15 August 2007

DETAILED RESULT



UGP Superstock Qualifying Session One

Qualifying Classification

Position

33 **28 John CRELLIN**

GPSTK Behind **28.495**
Best Time **4:01.296** Best Speed **110.420** On **2** Gp **a**

| Lap | Elapsed Time | Lap Time | Lap Speed |
|-----|--------------|----------|-----------|
| 1 | 4:50.372 | 4:50.372 | 90.258 |
| 2 | 8:51.668 | 4:01.296 | 110.420 |
| 3 | 12:53.131 | 4:01.463 | 110.344 |
| 4 | 17:19.298 | 4:26.167 | 100.102 |
| 5 | 21:57.937 | 4:38.639 | 95.622 |
| 6 | 26:14.420 | 4:16.483 | 103.882 |

34 **59 Gareth ROBERTS**

GPSTK Behind **29.127**
Best Time **4:01.928** Best Speed **110.132** On **2** Gp **a**

| Lap | Elapsed Time | Lap Time | Lap Speed |
|-----|--------------|----------|-----------|
| 1 | 4:38.200 | 4:38.200 | 94.207 |
| 2 | 8:40.128 | 4:01.928 | 110.132 |
| 3 | 12:42.572 | 4:02.444 | 109.897 |
| 4 | 17:05.361 | 4:22.789 | 101.389 |

35 **31 John TATTERSALL**

GPSTK Behind **31.055**
Best Time **4:03.856** Best Speed **109.261** On **2** Gp **a**

| Lap | Elapsed Time | Lap Time | Lap Speed |
|-----|--------------|----------|-----------|
| 1 | 4:54.537 | 4:54.537 | 88.982 |
| 2 | 8:58.393 | 4:03.856 | 109.261 |
| 3 | 13:03.132 | 4:04.739 | 108.867 |
| 4 | 17:42.434 | 4:39.302 | 95.395 |

36 **85 Lee HILL**

GPSTK Behind **31.582**
Best Time **4:04.383** Best Speed **109.025** On **3** Gp **a**

| Lap | Elapsed Time | Lap Time | Lap Speed |
|-----|--------------|----------|-----------|
| 1 | 5:16.581 | 5:16.581 | 82.786 |
| 2 | 9:22.124 | 4:05.543 | 108.510 |
| 3 | 13:26.507 | 4:04.383 | 109.025 |
| 4 | 18:36.209 | 5:09.702 | 86.031 |

UGP Superstock Qualifying Session One

Qualifying Classification

Position

37 **48 Gareth COSTELLO**

GPSTK Behind **32.584**
Best Time **4:05.385** Best Speed **108.580** On **2** Gp **a**

| Lap | Elapsed Time | Lap Time | Lap Speed |
|-----|--------------|-----------|-----------|
| 1 | 5:02.712 | 5:02.712 | 86.579 |
| 2 | 9:08.097 | 4:05.385 | 108.580 |
| 3 | 13:13.651 | 4:05.554 | 108.506 |
| 4 | 18:01.367 | 4:47.716 | 92.605 |
| 5 | 32:07.625 | 14:06.258 | 31.484 |
| 6 | 36:17.477 | 4:09.852 | 106.639 |
| 7 | 40:37.582 | 4:20.105 | 102.435 |

Non Qualifiers

Position

79 Andrew COURTNEY

GPSTK Behind **34.313**
Best Time **4:03.270** Best Speed **109.524** On **2** Gp **a**

| Lap | Elapsed Time | Lap Time | Lap Speed |
|-----|--------------|----------|-----------|
| 1 | 9:57.922 | 9:57.922 | 43.832 |
| 2 | 14:01.192 | 4:03.270 | 109.524 |
| 3 | 18:58.833 | 4:57.641 | 89.517 |

42 Graham OAKLAND

GPSTK Behind **1:17.076**
Best Time **4:46.033** Best Speed **93.150** On **7** Gp **a**

| Lap | Elapsed Time | Lap Time | Lap Speed |
|-----|--------------|----------|-----------|
| 1 | 6:34.083 | 6:34.083 | 66.505 |
| 2 | 11:24.019 | 4:49.936 | 91.896 |
| 3 | 16:24.939 | 5:00.920 | 88.542 |
| 4 | 21:37.109 | 5:12.170 | 85.351 |
| 5 | 26:36.011 | 4:58.902 | 89.139 |
| 6 | 31:27.298 | 4:51.287 | 91.470 |
| 7 | 36:13.331 | 4:46.033 | 93.150 |
| 8 | 40:59.539 | 4:46.208 | 93.093 |

Speed TrapUlster Grand Prix Superbikes & Superstock Practice (Wed)*Superstock*

| <u>No.</u> | <u>Name</u> | <u>Lap 1</u> | <u>Lap 2</u> | <u>Lap 3</u> | <u>Lap 4</u> | <u>Lap 5</u> | <u>Lap 6</u> | <u>Lap 7</u> | <u>Lap 8</u> | <u>Lap 9</u> |
|------------|------------------|--------------|--------------|--------------|--------------|--------------|--------------|--------------|--------------|--------------|
| 101 | Guy MARTIN | | | | | | | | 184 | |
| 105 | Bruce ANSTEY | | | | | | 108 | | | |
| 110 | Conor CUMMINS | 174 | | 177 | | | | | | |
| 111 | Rob FROST | | 178 | | | | | | | |
| 115 | Mark PARRETT | 178 | | | | | | | 170 | |
| 121 | Les SHAND | | | | | 175 | | 176 | | |
| 124 | Rob I'ANSON | | 177 | | | | | | | |
| 126 | Stephen THOMPSON | | | | | 136 | | | | |
| 128 | John CRELLIN | 178 | | | | 167 | | | | |
| 130 | Kevin STROWGER | | | 159 | 152 | 148 | | | | |
| 136 | Michael PEARSON | 169 | | | | | | 179 | | |
| 139 | James REDPATH | 169 | | 135 | | | | | | |
| 140 | Paul SHOESMITH | | | | 159 | 145 | | 172 | 173 | |
| 142 | Graham OAKLAND | | | 160 | 155 | | | | | |
| 143 | Fabrice MIGUET | | | | | 133 | | | | |
| 145 | Martin FINNEGAN | | 175 | 173 | | | | | | |
| 151 | Dennis BOOTH | | 170 | | | | | | | |
| 159 | Gareth ROBERTS | 178 | | | | | | | | |
| 169 | Dave WOOLAMS | 168 | | | | | | | | |
| 177 | Ryan FARQUHAR | | | | | | | | 176 | |
| 189 | Alan CONNOR | | | | | | | 161 | | |

Ulster Grand Prix Bike Week

SUPERSTOCK

UGP Qualifying Session Two

Thursday, 16 August 2007




Qualifying Time **4:07.712** Qualifying Speed **107.56**

| Pos | Class | No | Name | Machine / Sponsor | Time | Best Lap Behind | Speed | On | Total Laps | Qualifying Laps |
|----------------------------------|-------|----|------------------|---|----------|-----------------|---------|----|------------|-----------------|
| Qualifying Classification | | | | | | | | | | |
| 1 | GPSTK | 5 | Bruce ANSTEY | Suzuki - Relentless Suzuki by TAS Racing | 3:27.961 | | 128.120 | 5 | 6 | 4 |
| 2 | GPSTK | 45 | Martin FINNEGAN | MV Agusta - Round Tower Racing | 3:30.559 | 2.598 | 126.539 | 6 | 6 | 4 |
| 3 | GPSTK | 1 | Guy MARTIN | Honda - Hydrex Honda | 3:30.651 | 2.690 | 126.484 | 7 | 7 | 5 |
| 4 | GPSTK | 17 | James McBRIDE | Yamaha - MTA / Leyford Construction | 3:30.872 | 2.911 | 126.351 | 7 | 8 | 6 |
| 5 | GPSTK | 10 | Conor CUMMINS | Yamaha - JMF Team Millsport Racing | 3:31.065 | 3.104 | 126.236 | 7 | 8 | 6 |
| 6 | GPSTK | 2 | Adrian ARCHIBALD | Suzuki - Relentless Suzuki by TAS Racing | 3:32.222 | 4.261 | 125.548 | 7 | 7 | 5 |
| 7 | GPSTK | 11 | Rob FROST | Yamaha - JMF Team Millsport Racing | 3:33.844 | 5.883 | 124.595 | 8 | 9 | 8 |
| 8 | GPSTK | 26 | Stephen THOMPSON | Suzuki - T&R Motorsport | 3:34.317 | 6.356 | 124.320 | 6 | 8 | 6 |
| 9 | GPSTK | 7 | Ian LOUGHER | Honda - Blackhorse Motorcycle Finance | 3:34.977 | 7.016 | 123.939 | 7 | 7 | 5 |
| 10 | GPSTK | 86 | Cameron DONALD | Honda - John Harris/Uel Duncan | 3:35.658 | 7.697 | 123.547 | 3 | 6 | 4 |
| 11 | GPSTK | 77 | Ryan FARQUHAR | Kawasaki - Kenny Harker Racing | 3:36.928 | 8.967 | 122.824 | 3 | 4 | 3 |
| 12 | GPSTK | 15 | Mark PARRETT | Yamaha - C&C Ltd | 3:37.885 | 9.924 | 122.285 | 7 | 8 | 7 |
| 13 | GPSTK | 22 | Mark BUCKLEY | Kawasaki - Anglo Irish Racing | 3:37.986 | 10.025 | 122.228 | 7 | 8 | 7 |
| 14 | GPSTK | 39 | James REDPATH | Suzuki | 3:38.019 | 10.058 | 122.209 | 6 | 7 | 5 |
| 15 | GPSTK | 19 | Gary JOHNSON | Yamaha - Speedfreak Race Team | 3:38.183 | 10.222 | 122.117 | 6 | 6 | 4 |
| 16 | GPSTK | 36 | Michael PEARSON | Yamaha - Carryduff Forklifts | 3:38.789 | 10.828 | 121.779 | 7 | 8 | 7 |
| 17 | GPSTK | 21 | Les SHAND | Yamaha - Leeds Parcel Company | 3:39.803 | 11.842 | 121.217 | 6 | 8 | 6 |
| 18 | GPSTK | 16 | John BURROWS | Suzuki - HM Sports Motorhomes | 3:42.498 | 14.537 | 119.749 | 5 | 5 | 3 |
| 19 | GPSTK | 20 | Denver ROBB | Suzuki - Mar-Train Racing | 3:42.708 | 14.747 | 119.636 | 6 | 8 | 5 |
| 20 | GPSTK | 79 | Andrew COURTNEY | Yamaha | 3:42.851 | 14.890 | 119.560 | 7 | 7 | 6 |
| 21 | GPSTK | 68 | Paul OWEN | Kawasaki - Team #98 | 3:43.218 | 15.257 | 119.363 | 5 | 6 | 5 |
| 22 | GPSTK | 41 | Darren BURNS | Yamaha - McKinstry SKip Hire | 3:43.604 | 15.643 | 119.157 | 5 | 6 | 5 |
| 23 | GPSTK | 70 | Victor GILMORE | Yamaha - T Lindsay Racing | 3:46.161 | 18.200 | 117.810 | 2 | 7 | 5 |
| 24 | GPSTK | 33 | Liam QUINN | Yamaha - Team Racing | 3:46.264 | 18.303 | 117.756 | 5 | 6 | 5 |
| 25 | GPSTK | 51 | Dennis BOOTH | Suzuki | 3:47.438 | 19.477 | 117.148 | 6 | 8 | 7 |
| 26 | GPSTK | 40 | Paul SHOESMITH | Yamaha - Speedfreak Race Team | 3:48.633 | 20.672 | 116.536 | 6 | 8 | 7 |
| 27 | GPSTK | 30 | Kevin STROWGER | Suzuki - Mistral Racing Ltd. | 3:48.764 | 20.803 | 116.469 | 5 | 6 | 5 |
| 28 | GPSTK | 24 | Rob IANSON | Suzuki - VRS Racing | 3:50.770 | 22.809 | 115.457 | 5 | 7 | 5 |
| 29 | GPSTK | 31 | John TATTERSALL | Suzuki | 3:50.779 | 22.818 | 115.452 | 8 | 8 | 7 |
| 30 | GPSTK | 90 | Craig ATKINSON | Honda - VRS Racing | 3:51.101 | 23.140 | 115.291 | 8 | 8 | 7 |
| 31 | GPSTK | 85 | Lee HILL | Yamaha - NH trade frames | 3:52.236 | 24.275 | 114.728 | 7 | 8 | 7 |
| 32 | GPSTK | 28 | John CRELLIN | Suzuki | 3:53.094 | 25.133 | 114.306 | 5 | 6 | 5 |
| 33 | GPSTK | 47 | Daniel JANSEN | Kawasaki - Absolutely Fabulous Kissograms | 3:53.500 | 25.539 | 114.107 | 2 | 3 | 2 |
| 34 | GPSTK | 59 | Gareth ROBERTS | Yamaha - Saf Ims Racing | 3:53.550 | 25.589 | 114.082 | 7 | 7 | 6 |
| 35 | GPSTK | 72 | Stephen McLVENNA | Honda - T7 Murray | 3:54.555 | 26.594 | 113.594 | 6 | 7 | 6 |
| 36 | GPSTK | 69 | Dave WOOLAMS | Suzuki - Wooly's Auto | 3:54.994 | 27.033 | 113.381 | 3 | 4 | 3 |
| 37 | GPSTK | 48 | Gareth COSTELLO | Honda | 3:59.052 | 31.091 | 111.457 | 6 | 7 | 3 |

Non Qualifiers

| | | | | | | | | | |
|-------|----|----------------|----------------------------|----------|--------|---------|---|---|----------|
| GPSTK | 89 | Alan CONNOR | Suzuki - Dunshaughlin RRSC | 3:59.050 | 31.089 | 111.458 | 2 | 2 | <u>1</u> |
| GPSTK | 42 | Graham OAKLAND | Yamaha - DF Racing | 4:26.521 | 58.560 | 99.969 | 6 | 7 | <u>0</u> |

These Results are provisional and are subject to ratification by the Stewards of the Meeting.

| | | | | |
|---------------|-------------------------------------|---|------------------|-----------------------------------|
| Track | Dundrod | Signed | Organising Club | Dundrod & District MCC |
| Length(miles) | 7.4011 Lap 1 (7.2801) |  | Chief Timekeeper | |
| Weather | Cloudy | Issued At: | 13:49:53 | Qualifying Started |
| Track | Dry | | | 13:13:06.356 |



Ulster Grand Prix Bike Week

SUPERSTOCK

UGP Qualifying Session Two

Thursday, 16 August 2007

DETAILED RESULT

UGP Superstock Qualifying Session One



Qualifying Classification

Position

1 5 Bruce ANSTEY

GPSTK Behind

Best Time **3:27.961** Best Speed **128.120** On **5** Gp **a**

| Lap | Elapsed Time | Lap Time | Lap Speed |
|-----|--------------|-----------|-----------|
| 1 | 9:21.375 | 9:21.375 | 46.686 |
| 2 | 12:58.647 | 3:37.272 | 122.630 |
| 3 | 16:41.044 | 3:42.397 | 119.804 |
| 4 | 27:11.510 | 10:30.466 | 42.261 |
| 5 | 30:39.471 | 3:27.961 | 128.120 |
| 6 | 34:07.819 | 3:28.348 | 127.882 |

2 45 Martin FINNEGAN

GPSTK Behind **2.598**

Best Time **3:30.559** Best Speed **126.539** On **6** Gp **a**

| Lap | Elapsed Time | Lap Time | Lap Speed |
|-----|--------------|-----------|-----------|
| 1 | 4:32.753 | 4:32.753 | 96.088 |
| 2 | 8:08.263 | 3:35.510 | 123.632 |
| 3 | 11:42.509 | 3:34.246 | 124.362 |
| 4 | 15:33.058 | 3:50.549 | 115.567 |
| 5 | 28:59.668 | 13:26.610 | 33.032 |
| 6 | 32:30.227 | 3:30.559 | 126.539 |

3 1 Guy MARTIN

GPSTK Behind **2.690**

Best Time **3:30.651** Best Speed **126.484** On **7** Gp **a**

| Lap | Elapsed Time | Lap Time | Lap Speed |
|-----|--------------|----------|-----------|
| 1 | 7:19.945 | 7:19.945 | 59.572 |
| 2 | 10:56.841 | 3:36.896 | 122.842 |
| 3 | 14:31.734 | 3:34.893 | 123.987 |
| 4 | 18:15.787 | 3:44.053 | 118.918 |
| 5 | 24:16.949 | 6:01.162 | 73.773 |
| 6 | 27:50.107 | 3:33.158 | 124.996 |
| 7 | 31:20.758 | 3:30.651 | 126.484 |

4 17 James McBRIDE

GPSTK Behind **2.911**

Best Time **3:30.872** Best Speed **126.351** On **7** Gp **a**

| Lap | Elapsed Time | Lap Time | Lap Speed |
|-----|--------------|----------|-----------|
| 1 | 6:22.810 | 6:22.810 | 68.463 |
| 2 | 9:57.404 | 3:34.594 | 124.160 |
| 3 | 13:39.923 | 3:42.519 | 119.738 |
| 4 | 20:07.811 | 6:27.888 | 68.690 |
| 5 | 23:39.851 | 3:32.040 | 125.655 |
| 6 | 27:11.822 | 3:31.971 | 125.696 |
| 7 | 30:42.694 | 3:30.872 | 126.351 |
| 8 | 34:14.639 | 3:31.945 | 125.712 |

UGP Superstock Qualifying Session One

Qualifying Classification

Position

5 10 Conor CUMMINS

GPSTK Behind **3.104**

Best Time **3:31.065** Best Speed **126.236** On **7** Gp **a**

| Lap | Elapsed Time | Lap Time | Lap Speed |
|-----|--------------|----------|-----------|
| 1 | 4:46.201 | 4:46.201 | 91.573 |
| 2 | 8:21.873 | 3:35.672 | 123.539 |
| 3 | 11:56.569 | 3:34.696 | 124.101 |
| 4 | 15:36.409 | 3:39.840 | 121.197 |
| 5 | 19:16.775 | 3:40.366 | 120.908 |
| 6 | 26:51.203 | 7:34.428 | 58.632 |
| 7 | 30:22.268 | 3:31.065 | 126.236 |
| 8 | 33:53.537 | 3:31.269 | 126.114 |

6 2 Adrian ARCHIBALD

GPSTK Behind **4.261**

Best Time **3:32.222** Best Speed **125.548** On **7** Gp **a**

| Lap | Elapsed Time | Lap Time | Lap Speed |
|-----|--------------|----------|-----------|
| 1 | 4:38.032 | 4:38.032 | 94.264 |
| 2 | 8:17.382 | 3:39.350 | 121.468 |
| 3 | 11:51.683 | 3:34.301 | 124.330 |
| 4 | 15:37.680 | 3:45.997 | 117.895 |
| 5 | 19:28.032 | 3:50.352 | 115.666 |
| 6 | 28:06.982 | 8:38.950 | 51.342 |
| 7 | 31:39.204 | 3:32.222 | 125.548 |

7 11 Rob FROST

GPSTK Behind **5.883**

Best Time **3:33.844** Best Speed **124.595** On **8** Gp **a**

| Lap | Elapsed Time | Lap Time | Lap Speed |
|-----|--------------|----------|-----------|
| 1 | 4:37.584 | 4:37.584 | 94.416 |
| 2 | 8:17.766 | 3:40.182 | 121.009 |
| 3 | 11:53.923 | 3:36.157 | 123.262 |
| 4 | 15:39.392 | 3:45.469 | 118.171 |
| 5 | 19:20.476 | 3:41.084 | 120.515 |
| 6 | 23:00.007 | 3:39.531 | 121.368 |
| 7 | 26:35.746 | 3:35.739 | 123.501 |
| 8 | 30:09.590 | 3:33.844 | 124.595 |
| 9 | 33:57.384 | 3:47.794 | 116.965 |

Ulster Grand Prix Bike Week

SUPERSTOCK

UGP Qualifying Session Two

Thursday, 16 August 2007

DETAILED RESULT

UGP Superstock Qualifying Session One



Qualifying Classification

Position

8 26 Stephen THOMPSON

GPSTK Behind 6.356

Best Time 3:34.317 Best Speed 124.320 On 6 Gp a

| Lap | Elapsed Time | Lap Time | Lap Speed |
|-----|--------------|----------|-----------|
| 1 | 5:01.690 | 5:01.690 | 86.872 |
| 2 | 8:47.649 | 3:45.959 | 117.915 |
| 3 | 12:29.974 | 3:42.325 | 119.842 |
| 4 | 16:23.590 | 3:53.616 | 114.050 |
| 5 | 23:42.846 | 7:19.256 | 60.657 |
| 6 | 27:17.163 | 3:34.317 | 124.320 |
| 7 | 30:53.000 | 3:35.837 | 123.445 |
| 8 | 34:40.233 | 3:47.233 | 117.254 |

9 7 Ian LOUGHER

GPSTK Behind 7.016

Best Time 3:34.977 Best Speed 123.939 On 7 Gp a

| Lap | Elapsed Time | Lap Time | Lap Speed |
|-----|--------------|----------|-----------|
| 1 | 5:52.324 | 5:52.324 | 74.387 |
| 2 | 9:37.608 | 3:45.284 | 118.268 |
| 3 | 13:19.869 | 3:42.261 | 119.877 |
| 4 | 17:03.020 | 3:43.151 | 119.399 |
| 5 | 20:42.489 | 3:39.469 | 121.402 |
| 6 | 27:32.318 | 6:49.829 | 65.012 |
| 7 | 31:07.295 | 3:34.977 | 123.939 |

10 86 Cameron DONALD

GPSTK Behind 7.697

Best Time 3:35.658 Best Speed 123.547 On 3 Gp a

| Lap | Elapsed Time | Lap Time | Lap Speed |
|-----|--------------|-----------|-----------|
| 1 | 4:43.132 | 4:43.132 | 92.566 |
| 2 | 8:20.637 | 3:37.505 | 122.498 |
| 3 | 11:56.295 | 3:35.658 | 123.547 |
| 4 | 15:47.417 | 3:51.122 | 115.281 |
| 5 | 27:54.146 | 12:06.729 | 36.663 |
| 6 | 31:33.024 | 3:38.878 | 121.730 |

11 77 Ryan FARQUHAR

GPSTK Behind 8.967

Best Time 3:36.928 Best Speed 122.824 On 3 Gp a

| Lap | Elapsed Time | Lap Time | Lap Speed |
|-----|--------------|----------|-----------|
| 1 | 5:03.569 | 5:03.569 | 86.334 |
| 2 | 8:43.407 | 3:39.838 | 121.198 |
| 3 | 12:20.335 | 3:36.928 | 122.824 |
| 4 | 16:20.466 | 4:00.131 | 110.956 |

UGP Superstock Qualifying Session One

Qualifying Classification

Position

12 15 Mark PARRETT

GPSTK Behind 9.924

Best Time 3:37.885 Best Speed 122.285 On 7 Gp a

| Lap | Elapsed Time | Lap Time | Lap Speed |
|-----|--------------|----------|-----------|
| 1 | 5:15.006 | 5:15.006 | 83.200 |
| 2 | 8:58.696 | 3:43.690 | 119.111 |
| 3 | 12:39.905 | 3:41.209 | 120.447 |
| 4 | 16:28.783 | 3:48.878 | 116.411 |
| 5 | 20:10.671 | 3:41.888 | 120.078 |
| 6 | 23:48.616 | 3:37.945 | 122.251 |
| 7 | 27:26.501 | 3:37.885 | 122.285 |
| 8 | 31:05.429 | 3:38.928 | 121.702 |

13 22 Mark BUCKLEY

GPSTK Behind 10.025

Best Time 3:37.986 Best Speed 122.228 On 7 Gp a

| Lap | Elapsed Time | Lap Time | Lap Speed |
|-----|--------------|----------|-----------|
| 1 | 6:16.220 | 6:16.220 | 69.662 |
| 2 | 9:54.462 | 3:38.242 | 122.084 |
| 3 | 13:39.363 | 3:44.901 | 118.470 |
| 4 | 17:25.626 | 3:46.263 | 117.757 |
| 5 | 21:08.219 | 3:42.593 | 119.698 |
| 6 | 24:48.431 | 3:40.212 | 120.992 |
| 7 | 28:26.417 | 3:37.986 | 122.228 |
| 8 | 32:23.285 | 3:56.868 | 112.484 |

14 39 James REDPATH

GPSTK Behind 10.058

Best Time 3:38.019 Best Speed 122.209 On 6 Gp a

| Lap | Elapsed Time | Lap Time | Lap Speed |
|-----|--------------|----------|-----------|
| 1 | 6:02.900 | 6:02.900 | 72.219 |
| 2 | 9:46.145 | 3:43.245 | 119.349 |
| 3 | 13:30.780 | 3:44.635 | 118.610 |
| 4 | 17:19.973 | 3:49.193 | 116.251 |
| 5 | 23:41.948 | 6:21.975 | 69.753 |
| 6 | 27:19.967 | 3:38.019 | 122.209 |
| 7 | 30:58.220 | 3:38.253 | 122.078 |

15 19 Gary JOHNSON

GPSTK Behind 10.222

Best Time 3:38.183 Best Speed 122.117 On 6 Gp a

| Lap | Elapsed Time | Lap Time | Lap Speed |
|-----|--------------|-----------|-----------|
| 1 | 5:13.231 | 5:13.231 | 83.671 |
| 2 | 8:56.567 | 3:43.336 | 119.300 |
| 3 | 12:41.333 | 3:44.766 | 118.541 |
| 4 | 16:37.701 | 3:56.368 | 112.722 |
| 5 | 28:40.082 | 12:02.381 | 36.884 |
| 6 | 32:18.265 | 3:38.183 | 122.117 |

Ulster Grand Prix Bike Week

SUPERSTOCK

UGP Qualifying Session Two

Thursday, 16 August 2007

DETAILED RESULT

UGP Superstock Qualifying Session One



Qualifying Classification

Position

16 36 Michael PEARSON

GPSTK Behind 10.828

Best Time 3:38.789 Best Speed 121.779 On 7 Gp a

| Lap | Elapsed Time | Lap Time | Lap Speed |
|-----|--------------|----------|-----------|
| 1 | 4:37.878 | 4:37.878 | 94.316 |
| 2 | 8:21.747 | 3:43.869 | 119.016 |
| 3 | 12:03.234 | 3:41.487 | 120.296 |
| 4 | 15:52.924 | 3:49.690 | 116.000 |
| 5 | 19:40.702 | 3:47.778 | 116.973 |
| 6 | 23:21.763 | 3:41.061 | 120.528 |
| 7 | 27:00.552 | 3:38.789 | 121.779 |
| 8 | 30:40.965 | 3:40.413 | 120.882 |

17 21 Les SHAND

GPSTK Behind 11.842

Best Time 3:39.803 Best Speed 121.217 On 6 Gp a

| Lap | Elapsed Time | Lap Time | Lap Speed |
|-----|--------------|----------|-----------|
| 1 | 5:57.704 | 5:57.704 | 73.268 |
| 2 | 9:45.449 | 3:47.745 | 116.990 |
| 3 | 13:34.712 | 3:49.263 | 116.216 |
| 4 | 17:26.916 | 3:52.204 | 114.744 |
| 5 | 21:12.228 | 3:45.312 | 118.254 |
| 6 | 24:52.031 | 3:39.803 | 121.217 |
| 7 | 28:53.486 | 4:01.455 | 110.348 |
| 8 | 33:02.912 | 4:09.426 | 106.821 |

18 16 John BURROWS

GPSTK Behind 14.537

Best Time 3:42.498 Best Speed 119.749 On 5 Gp a

| Lap | Elapsed Time | Lap Time | Lap Speed |
|-----|--------------|-----------|-----------|
| 1 | 5:09.285 | 5:09.285 | 84.739 |
| 2 | 8:56.418 | 3:47.133 | 117.306 |
| 3 | 12:57.723 | 4:01.305 | 110.416 |
| 4 | 27:52.528 | 14:54.805 | 29.776 |
| 5 | 31:35.026 | 3:42.498 | 119.749 |

19 20 Denver ROBB

GPSTK Behind 14.747

Best Time 3:42.708 Best Speed 119.636 On 6 Gp a

| Lap | Elapsed Time | Lap Time | Lap Speed |
|-----|--------------|----------|-----------|
| 1 | 5:31.115 | 5:31.115 | 79.152 |
| 2 | 9:20.322 | 3:49.207 | 116.244 |
| 3 | 13:19.208 | 3:58.886 | 111.534 |
| 4 | 18:53.058 | 5:33.850 | 79.808 |
| 5 | 22:38.839 | 3:45.781 | 118.008 |
| 6 | 26:21.547 | 3:42.708 | 119.636 |
| 7 | 30:53.037 | 4:31.490 | 98.140 |
| 8 | 34:43.262 | 3:50.225 | 115.730 |

UGP Superstock Qualifying Session One

Qualifying Classification

Position

20 79 Andrew COURTNEY

GPSTK Behind 14.890

Best Time 3:42.851 Best Speed 119.560 On 7 Gp a

| Lap | Elapsed Time | Lap Time | Lap Speed |
|-----|--------------|----------|-----------|
| 1 | 8:43.338 | 8:43.338 | 50.079 |
| 2 | 12:36.730 | 3:53.392 | 114.160 |
| 3 | 16:29.864 | 3:53.134 | 114.286 |
| 4 | 20:18.731 | 3:48.867 | 116.417 |
| 5 | 24:08.108 | 3:49.377 | 116.158 |
| 6 | 27:53.952 | 3:45.844 | 117.975 |
| 7 | 31:36.803 | 3:42.851 | 119.560 |

21 68 Paul OWEN

GPSTK Behind 15.257

Best Time 3:43.218 Best Speed 119.363 On 5 Gp a

| Lap | Elapsed Time | Lap Time | Lap Speed |
|-----|--------------|----------|-----------|
| 1 | 7:13.672 | 7:13.672 | 60.434 |
| 2 | 11:05.080 | 3:51.408 | 115.138 |
| 3 | 14:55.359 | 3:50.279 | 115.703 |
| 4 | 18:44.109 | 3:48.750 | 116.476 |
| 5 | 22:27.327 | 3:43.218 | 119.363 |
| 6 | 26:14.842 | 3:47.515 | 117.109 |

22 41 Darren BURNS

GPSTK Behind 15.643

Best Time 3:43.604 Best Speed 119.157 On 5 Gp a

| Lap | Elapsed Time | Lap Time | Lap Speed |
|-----|--------------|----------|-----------|
| 1 | 8:12.156 | 8:12.156 | 53.252 |
| 2 | 11:57.720 | 3:45.564 | 118.122 |
| 3 | 15:44.675 | 3:46.955 | 117.398 |
| 4 | 19:34.366 | 3:49.691 | 115.999 |
| 5 | 23:17.970 | 3:43.604 | 119.157 |
| 6 | 27:18.032 | 4:00.062 | 110.988 |

23 70 Victor GILMORE

GPSTK Behind 18.200

Best Time 3:46.161 Best Speed 117.810 On 2 Gp a

| Lap | Elapsed Time | Lap Time | Lap Speed |
|-----|--------------|----------|-----------|
| 1 | 5:05.061 | 5:05.061 | 85.912 |
| 2 | 8:51.222 | 3:46.161 | 117.810 |
| 3 | 12:37.497 | 3:46.275 | 117.750 |
| 4 | 16:32.420 | 3:54.923 | 113.416 |
| 5 | 24:08.935 | 7:36.515 | 58.364 |
| 6 | 27:58.013 | 3:49.078 | 116.310 |
| 7 | 31:46.031 | 3:48.018 | 116.850 |

Ulster Grand Prix Bike Week

SUPERSTOCK

UGP Qualifying Session Two

Thursday, 16 August 2007

DETAILED RESULT

UGP Superstock Qualifying Session One



Qualifying Classification

Position

24 33 Liam QUINN

GPSTK Behind 18.303

Best Time 3:46.264 Best Speed 117.756 On 5 Gp a

| Lap | Elapsed Time | Lap Time | Lap Speed |
|-----|--------------|----------|-----------|
| 1 | 5:58.108 | 5:58.108 | 73.186 |
| 2 | 9:47.277 | 3:49.169 | 116.263 |
| 3 | 13:34.941 | 3:47.664 | 117.032 |
| 4 | 17:25.441 | 3:50.500 | 115.592 |
| 5 | 21:11.705 | 3:46.264 | 117.756 |
| 6 | 25:01.095 | 3:49.390 | 116.151 |

25 51 Dennis BOOTH

GPSTK Behind 19.477

Best Time 3:47.438 Best Speed 117.148 On 6 Gp a

| Lap | Elapsed Time | Lap Time | Lap Speed |
|-----|--------------|----------|-----------|
| 1 | 5:23.559 | 5:23.559 | 81.000 |
| 2 | 9:22.651 | 3:59.092 | 111.438 |
| 3 | 13:18.393 | 3:55.742 | 113.022 |
| 4 | 17:13.634 | 3:55.241 | 113.262 |
| 5 | 21:04.293 | 3:50.659 | 115.512 |
| 6 | 24:51.731 | 3:47.438 | 117.148 |
| 7 | 28:39.789 | 3:48.058 | 116.830 |
| 8 | 32:29.011 | 3:49.222 | 116.236 |

26 40 Paul SHOESMITH

GPSTK Behind 20.672

Best Time 3:48.633 Best Speed 116.536 On 6 Gp a

| Lap | Elapsed Time | Lap Time | Lap Speed |
|-----|--------------|----------|-----------|
| 1 | 5:44.794 | 5:44.794 | 76.012 |
| 2 | 9:42.156 | 3:57.362 | 112.250 |
| 3 | 13:34.416 | 3:52.260 | 114.716 |
| 4 | 17:33.723 | 3:59.307 | 111.338 |
| 5 | 21:24.420 | 3:50.697 | 115.493 |
| 6 | 25:13.053 | 3:48.633 | 116.536 |
| 7 | 29:02.696 | 3:49.643 | 116.023 |
| 8 | 32:55.490 | 3:52.794 | 114.453 |

27 30 Kevin STROWGER

GPSTK Behind 20.803

Best Time 3:48.764 Best Speed 116.469 On 5 Gp a

| Lap | Elapsed Time | Lap Time | Lap Speed |
|-----|--------------|-----------|-----------|
| 1 | 11:51.690 | 11:51.690 | 36.826 |
| 2 | 15:46.215 | 3:54.525 | 113.608 |
| 3 | 19:39.684 | 3:53.469 | 114.122 |
| 4 | 23:29.090 | 3:49.406 | 116.143 |
| 5 | 27:17.854 | 3:48.764 | 116.469 |
| 6 | 31:07.114 | 3:49.260 | 116.217 |

UGP Superstock Qualifying Session One

Qualifying Classification

Position

28 24 Rob IANSON

GPSTK Behind 22.809

Best Time 3:50.770 Best Speed 115.457 On 5 Gp a

| Lap | Elapsed Time | Lap Time | Lap Speed |
|-----|--------------|----------|-----------|
| 1 | 5:06.122 | 5:06.122 | 85.614 |
| 2 | 8:58.490 | 3:52.368 | 114.663 |
| 3 | 12:50.360 | 3:51.870 | 114.909 |
| 4 | 16:47.375 | 3:57.015 | 112.415 |
| 5 | 20:38.145 | 3:50.770 | 115.457 |
| 6 | 24:31.986 | 3:53.841 | 113.940 |
| 7 | 30:47.277 | 6:15.291 | 70.995 |

29 31 John TATTERSALL

GPSTK Behind 22.818

Best Time 3:50.779 Best Speed 115.452 On 8 Gp a

| Lap | Elapsed Time | Lap Time | Lap Speed |
|-----|--------------|----------|-----------|
| 1 | 5:44.701 | 5:44.701 | 76.032 |
| 2 | 9:47.696 | 4:02.995 | 109.648 |
| 3 | 13:49.555 | 4:01.859 | 110.163 |
| 4 | 17:49.820 | 4:00.265 | 110.894 |
| 5 | 21:45.446 | 3:55.626 | 113.077 |
| 6 | 25:38.132 | 3:52.686 | 114.506 |
| 7 | 29:29.229 | 3:51.097 | 115.293 |
| 8 | 33:20.008 | 3:50.779 | 115.452 |

30 90 Craig ATKINSON

GPSTK Behind 23.140

Best Time 3:51.101 Best Speed 115.291 On 8 Gp a

| Lap | Elapsed Time | Lap Time | Lap Speed |
|-----|--------------|----------|-----------|
| 1 | 5:45.206 | 5:45.206 | 75.921 |
| 2 | 9:47.946 | 4:02.740 | 109.763 |
| 3 | 13:45.774 | 3:57.828 | 112.030 |
| 4 | 17:44.228 | 3:58.454 | 111.736 |
| 5 | 21:38.628 | 3:54.400 | 113.669 |
| 6 | 25:31.824 | 3:53.196 | 114.256 |
| 7 | 29:23.109 | 3:51.285 | 115.200 |
| 8 | 33:14.210 | 3:51.101 | 115.291 |

Ulster Grand Prix Bike Week

SUPERSTOCK

UGP Qualifying Session Two

Thursday, 16 August 2007

DETAILED RESULT

UGP Superstock Qualifying Session One



Qualifying Classification

Position

31 85 Lee HILL

GPSTK Behind 24.275

Best Time 3:52.236 Best Speed 114.728 On 7 Gp a

| Lap | Elapsed Time | Lap Time | Lap Speed |
|-----|--------------|----------|-----------|
| 1 | 5:42.312 | 5:42.312 | 76.563 |
| 2 | 9:47.192 | 4:04.880 | 108.804 |
| 3 | 13:48.548 | 4:01.356 | 110.393 |
| 4 | 17:49.643 | 4:01.095 | 110.512 |
| 5 | 21:49.310 | 3:59.667 | 111.171 |
| 6 | 25:45.082 | 3:55.772 | 113.007 |
| 7 | 29:37.318 | 3:52.236 | 114.728 |
| 8 | 33:38.624 | 4:01.306 | 110.416 |

32 28 John CRELLIN

GPSTK Behind 25.133

Best Time 3:53.094 Best Speed 114.306 On 5 Gp a

| Lap | Elapsed Time | Lap Time | Lap Speed |
|-----|--------------|----------|-----------|
| 1 | 5:24.330 | 5:24.330 | 80.808 |
| 2 | 9:23.473 | 3:59.143 | 111.414 |
| 3 | 13:21.570 | 3:58.097 | 111.904 |
| 4 | 17:18.444 | 3:56.874 | 112.482 |
| 5 | 21:11.538 | 3:53.094 | 114.306 |
| 6 | 25:07.234 | 3:55.696 | 113.044 |

33 47 Daniel JANSEN

GPSTK Behind 25.539

Best Time 3:53.500 Best Speed 114.107 On 2 Gp a

| Lap | Elapsed Time | Lap Time | Lap Speed |
|-----|--------------|----------|-----------|
| 1 | 6:19.375 | 6:19.375 | 69.083 |
| 2 | 10:12.875 | 3:53.500 | 114.107 |
| 3 | 14:11.307 | 3:58.432 | 111.747 |

34 59 Gareth ROBERTS

GPSTK Behind 25.589

Best Time 3:53.550 Best Speed 114.082 On 7 Gp a

| Lap | Elapsed Time | Lap Time | Lap Speed |
|-----|--------------|----------|-----------|
| 1 | 7:38.347 | 7:38.347 | 57.180 |
| 2 | 11:39.428 | 4:01.081 | 110.519 |
| 3 | 15:41.870 | 4:02.442 | 109.898 |
| 4 | 19:40.529 | 3:58.659 | 111.640 |
| 5 | 23:37.161 | 3:56.632 | 112.597 |
| 6 | 27:32.542 | 3:55.381 | 113.195 |
| 7 | 31:26.092 | 3:53.550 | 114.082 |

UGP Superstock Qualifying Session One

Qualifying Classification

Position

35 72 Stephen McILVENNA

GPSTK Behind 26.594

Best Time 3:54.555 Best Speed 113.594 On 6 Gp a

| Lap | Elapsed Time | Lap Time | Lap Speed |
|-----|--------------|----------|-----------|
| 1 | 5:52.311 | 5:52.311 | 74.390 |
| 2 | 9:53.843 | 4:01.532 | 110.312 |
| 3 | 13:52.532 | 3:58.689 | 111.626 |
| 4 | 17:51.174 | 3:58.642 | 111.648 |
| 5 | 21:49.039 | 3:57.865 | 112.013 |
| 6 | 25:43.594 | 3:54.555 | 113.594 |
| 7 | 29:49.162 | 4:05.568 | 108.499 |

36 69 Dave WOOLAMS

GPSTK Behind 27.033

Best Time 3:54.994 Best Speed 113.381 On 3 Gp a

| Lap | Elapsed Time | Lap Time | Lap Speed |
|-----|--------------|----------|-----------|
| 1 | 5:39.526 | 5:39.526 | 77.191 |
| 2 | 9:34.958 | 3:55.432 | 113.171 |
| 3 | 13:29.952 | 3:54.994 | 113.381 |
| 4 | 17:32.011 | 4:02.059 | 110.072 |

37 48 Gareth COSTELLO

GPSTK Behind 31.091

Best Time 3:59.052 Best Speed 111.457 On 6 Gp a

| Lap | Elapsed Time | Lap Time | Lap Speed |
|-----|--------------|----------|-----------|
| 1 | 5:50.582 | 5:50.582 | 74.757 |
| 2 | 9:54.622 | 4:04.040 | 109.179 |
| 3 | 14:03.580 | 4:08.958 | 107.022 |
| 4 | 21:48.872 | 7:45.292 | 57.263 |
| 5 | 25:49.018 | 4:00.146 | 110.949 |
| 6 | 29:48.070 | 3:59.052 | 111.457 |
| 7 | 33:56.237 | 4:08.167 | 107.363 |

Non Qualifiers

Position

89 Alan CONNOR

GPSTK Behind 31.089

Best Time 3:59.050 Best Speed 111.458 On 2 Gp a

| Lap | Elapsed Time | Lap Time | Lap Speed |
|-----|--------------|----------|-----------|
| 1 | 5:42.757 | 5:42.757 | 76.463 |
| 2 | 9:41.807 | 3:59.050 | 111.458 |

Ulster Grand Prix Bike Week

SUPERSTOCK

UGP Qualifying Session Two

Thursday, 16 August 2007

DETAILED RESULT

UGP Superstock Qualifying Session One



Non Qualifiers

Position

42 Graham OAKLAND

GPSTK Behind **58.560**

Best Time **4:26.521** Best Speed **99.969** On **6** Gp **a**

| Lap | Elapsed Time | Lap Time | Lap Speed |
|-----|--------------|----------|-----------|
| 1 | 6:21.842 | 6:21.842 | 68.637 |
| 2 | 10:58.785 | 4:36.943 | 96.207 |
| 3 | 15:39.731 | 4:40.946 | 94.837 |
| 4 | 20:16.925 | 4:37.194 | 96.120 |
| 5 | 24:50.098 | 4:33.173 | 97.535 |
| 6 | 29:16.619 | 4:26.521 | 99.969 |
| 7 | 33:48.141 | 4:31.522 | 98.128 |



Speed TrapUlster Grand Prix Superstock (Thu) Practice

| No. | Name | <u>Lap 1</u> | <u>Lap 2</u> | <u>Lap 3</u> | <u>Lap 4</u> | <u>Lap 5</u> | <u>Lap 6</u> | <u>Lap 7</u> |
|-----|------------------|--------------|--------------|--------------|--------------|--------------|--------------|--------------|
| 1 | Guy MARTIN | 177 | 178 | 176 | | 179 | | |
| 2 | Adrian ARCHIBALD | | 176 | 175 | | 158 | 176 | |
| 5 | Bruce ANSTEY | | | 180 | | | 182 | 181 |
| 7 | Ian LOUGHER | | | 173 | 169 | 158 | 174 | |
| 10 | Conor CUMMINS | | 169 | 181 | 175 | | 176 | 176 |
| 11 | Rob FROST | 177 | | | 176 | 178 | 178 | 175 |
| 15 | Mark PARRETT | | 173 | | 172 | | | |
| 20 | Denver ROBB | | 172 | 173 | 179 | 181 | 179 | |
| 21 | Les SHAND | | 179 | | 177 | 168 | 180 | |
| 22 | Mark BUCKLEY | 166 | | 171 | | | 169 | |
| 24 | Rob I'ANSON | | | | 170 | | | |
| 26 | Stephen THOMPSON | | | | | | | 172 |
| 28 | John CRELLIN | | | | 169 | | | |
| 30 | Kevin STROWGER | 142 | | | 173 | 159 | | |
| 31 | John TATTERSALL | | | | 166 | | 168 | |
| 32 | Paul CRANSTON | 159 | | | | 172 | | |
| 36 | Michael PEARSON | | | | | | 167 | |
| 39 | James REDPATH | | | | 151 | | 174 | |
| 40 | Paul SHOESMITH | | | | 171 | 175 | | |
| 43 | Fabrice MIGUET | | 168 | | | | | |
| 45 | Martin FINNEGAN | 175 | 173 | 173 | | | | |
| 48 | Gareth COSTELLO | | | | | 161 | 148 | |
| 51 | Dennis BOOTH | | | 175 | | | | |
| 59 | Gareth ROBERTS | 171 | | | | | | |
| 61 | John WALSH | | | | 164 | | | |
| 68 | Paul OWEN | 172 | | | 177 | 171 | | |
| 69 | Dave WOOLAMS | | | | 145 | | | |
| 70 | Victor GILMORE | | | | | | 169 | |
| 77 | Ryan FARQUHAR | 175 | 176 | | | | | |
| 90 | Craig ATKINSON | | | | 162 | | 177 | |



SUPERSTOCK


Superstock Combined

Saturday, 18 August 2007

-----Best Time / Qual Laps-----

| Pos | Class | No | Name | Best Time / Qual Laps | | | Overall Best Time / Speed / Total Qual Laps | | | |
|----------------------------------|-------|----|-------------------|-----------------------|---|-----------|---|-----------------|----------------|-----------|
| | | | | Session A | | Session B | | | | |
| Qualifying Classification | | | | | | | | | | |
| 1 | GPSTK | 5 | Bruce ANSTEY | 3:32.801 | 2 | 3:27.961 | 4 | 3:27.961 | 128.120 | 6 |
| 2 | GPSTK | 45 | Martin FINNEGAN | 3:33.621 | 4 | 3:30.559 | 4 | 3:30.559 | 126.539 | 8 |
| 3 | GPSTK | 1 | Guy MARTIN | 3:36.126 | 3 | 3:30.651 | 5 | 3:30.651 | 126.484 | 8 |
| 4 | GPSTK | 17 | James McBRIDE | 3:34.359 | 6 | 3:30.872 | 6 | 3:30.872 | 126.351 | 12 |
| 5 | GPSTK | 10 | Conor CUMMINS | 3:34.180 | 4 | 3:31.065 | 6 | 3:31.065 | 126.236 | 10 |
| 6 | GPSTK | 2 | Adrian ARCHIBALD | 3:35.659 | 4 | 3:32.222 | 5 | 3:32.222 | 125.548 | 9 |
| 7 | GPSTK | 77 | Ryan FARQUHAR | 3:32.986 | 6 | 3:36.928 | 3 | 3:32.986 | 125.097 | 9 |
| 8 | GPSTK | 11 | Rob FROST | 3:41.638 | 6 | 3:33.844 | 8 | 3:33.844 | 124.595 | 14 |
| 9 | GPSTK | 26 | Stephen THOMPSON | 3:39.253 | 4 | 3:34.317 | 6 | 3:34.317 | 124.320 | 10 |
| 10 | GPSTK | 7 | Ian LOUGHER | 3:42.230 | 3 | 3:34.977 | 5 | 3:34.977 | 123.939 | 8 |
| 11 | GPSTK | 86 | Cameron DONALD | 3:38.300 | 4 | 3:35.658 | 4 | 3:35.658 | 123.547 | 8 |
| 12 | GPSTK | 15 | Mark PARRETT | 3:42.771 | 5 | 3:37.885 | 7 | 3:37.885 | 122.285 | 12 |
| 13 | GPSTK | 22 | Mark BUCKLEY | 3:40.272 | 5 | 3:37.986 | 7 | 3:37.986 | 122.228 | 12 |
| 14 | GPSTK | 39 | James REDPATH | 3:41.510 | 2 | 3:38.019 | 5 | 3:38.019 | 122.209 | 7 |
| 15 | GPSTK | 19 | Gary JOHNSON | 3:43.814 | 2 | 3:38.183 | 4 | 3:38.183 | 122.117 | 6 |
| 16 | GPSTK | 36 | Michael PEARSON | 3:41.382 | 4 | 3:38.789 | 7 | 3:38.789 | 121.779 | 11 |
| 17 | GPSTK | 21 | Les SHAND | 3:46.155 | 3 | 3:39.803 | 6 | 3:39.803 | 121.217 | 6 |
| 18 | GPSTK | 16 | John BURROWS | 3:42.524 | 2 | 3:42.498 | 3 | 3:42.498 | 119.749 | 5 |
| 19 | GPSTK | 20 | Denver ROBB | 3:55.024 | 2 | 3:42.708 | 5 | 3:42.708 | 119.636 | 7 |
| 20 | GPSTK | 79 | Andrew COURTNEY | 4:03.270 | 1 | 3:42.851 | 6 | 3:42.851 | 119.560 | 7 |
| 21 | GPSTK | 68 | Paul OWEN | 3:45.346 | 2 | 3:43.218 | 5 | 3:43.218 | 119.363 | 7 |
| 22 | GPSTK | 41 | Darren BURNS | 3:43.818 | 4 | 3:43.604 | 5 | 3:43.604 | 119.157 | 9 |
| 23 | GPSTK | 70 | Victor GILMORE | 3:44.165 | 5 | 3:46.161 | 5 | 3:44.165 | 118.859 | 10 |
| 24 | GPSTK | 33 | Liam QUINN | 3:49.544 | 2 | 3:46.264 | 5 | 3:46.264 | 117.756 | 7 |
| 25 | GPSTK | 51 | Dennis BOOTH | 3:54.662 | 2 | 3:47.438 | 7 | 3:47.438 | 117.148 | 9 |
| 26 | GPSTK | 40 | Paul SHOESMITH | 3:48.586 | 7 | 3:48.633 | 7 | 3:48.586 | 116.560 | 14 |
| 27 | GPSTK | 30 | Kevin STROWGER | 3:54.566 | 5 | 3:48.764 | 5 | 3:48.764 | 116.469 | 10 |
| 28 | GPSTK | 24 | Rob I'ANSON | 3:49.115 | 3 | 3:50.770 | 5 | 3:49.115 | 116.291 | 8 |
| 29 | GPSTK | 43 | Fabrice MIGUET | 3:50.156 | 3 | ----- | | 3:50.156 | 115.765 | 3 |
| 30 | GPSTK | 31 | John TATTERSALL | 4:03.856 | 2 | 3:50.779 | 7 | 3:50.779 | 115.452 | 9 |
| 31 | GPSTK | 90 | Craig ATKINSON | 3:57.781 | 6 | 3:51.101 | 7 | 3:51.101 | 115.291 | 13 |
| 32 | GPSTK | 85 | Lee HILL | 4:04.383 | 2 | 3:52.236 | 7 | 3:52.236 | 114.728 | 9 |
| 33 | GPSTK | 28 | John CRELLIN | 4:01.296 | 2 | 3:53.094 | 5 | 3:53.094 | 114.306 | 7 |
| 34 | GPSTK | 89 | Alan CONNOR | 3:53.313 | 4 | 3:59.050 | 1 | 3:53.313 | 114.198 | 5 |
| 35 | GPSTK | 47 | Daniel JANSEN | ----- | | 3:53.500 | 2 | 3:53.500 | 114.107 | 2 |
| 36 | GPSTK | 59 | Gareth ROBERTS | 4:01.928 | 2 | 3:53.550 | 6 | 3:53.550 | 114.082 | 8 |
| 37 | GPSTK | 72 | Stephen McILVENNA | 3:56.635 | 2 | 3:54.555 | 6 | 3:54.555 | 113.594 | 8 |
| 38 | GPSTK | 69 | Dave WOOLAMS | 3:55.694 | 2 | 3:54.994 | 3 | 3:54.994 | 113.381 | 5 |
| 39 | GPSTK | 48 | Gareth COSTELLO | 4:05.385 | 3 | 3:59.052 | 3 | 3:59.052 | 111.457 | 6 |
| Non Qualifiers | | | | | | | | | | |
| | GPSTK | 42 | Graham OAKLAND | 4:46.033 | 0 | 4:26.521 | 0 | | | 0 |

These Results are provisional and are subject to ratification by the Stewards of the Meeting.

| | | | | |
|---------------|-----------------------|---|-----------------|------------------------|
| Track | Dundrod | Signed | Organising Club | Dundrod & District MCC |
| Length(miles) | 7.4011 Lap 1 (7.2801) |  Chief Timekeeper | | |
| Weather | | Issued At: | | |
| Track | | | | |



Ulster Grand Prix Bike Week

SUPERSTOCK

Race 1 - Lisburn City Council Superstock

Saturday, 18 August 2007



| Pos | Class | No | Name | Machine / Sponsor | Gp | Laps | Total Time | Behind | Speed | -----Best Lap----- | | |
|----------------------------|-------|----|-------------------|--|----|------|------------|----------|---------|--------------------|---------|----|
| | | | | | | | | | | Time | Speed | On |
| Race Classification | | | | | | | | | | | | |
| 1 | GPSTK | 77 | Ryan FARQUHAR | Kawasaki - Kenny Harker Racing | a | 6 | 22:39.068 | | 117.307 | 3:44.086 | 118.901 | 4 |
| 2 | GPSTK | 10 | Conor CUMMINS | Yamaha - JMF Team Millsport Racing | a | 6 | 23:05.037 | 25.969 | 115.108 | 3:48.688 | 116.508 | 3 |
| 3 | GPSTK | 11 | Rob FROST | Yamaha - JMF Team Millsport Racing | a | 6 | 23:25.627 | 46.559 | 113.421 | 3:48.551 | 116.578 | 6 |
| 4 | GPSTK | 2 | Adrian ARCHIBALD | Suzuki - Relentless Suzuki by TAS Racing | a | 6 | 23:25.652 | 46.584 | 113.419 | 3:47.608 | 117.061 | 6 |
| 5 | GPSTK | 1 | Guy MARTIN | Honda - Hydrex Honda | a | 6 | 23:26.340 | 47.272 | 113.364 | 3:48.573 | 116.567 | 6 |
| 6 | GPSTK | 17 | James McBRIDE | Yamaha - MTA / Leyford Construction | a | 6 | 23:26.489 | 47.421 | 113.352 | 3:48.194 | 116.760 | 6 |
| 7 | GPSTK | 7 | Ian LOUGHER | Honda - Blackhorse Motorcycle Finance | a | 6 | 23:28.911 | 49.843 | 113.157 | 3:51.497 | 115.094 | 6 |
| 8 | GPSTK | 22 | Mark BUCKLEY | Kawasaki - Anglo Irish Racing | a | 6 | 23:34.796 | 55.728 | 112.686 | 3:50.780 | 115.452 | 5 |
| 9 | GPSTK | 86 | Cameron DONALD | Honda - John Harris/Uel Duncan | a | 6 | 23:49.978 | 1:10.910 | 111.490 | 3:50.700 | 115.492 | 4 |
| 10 | GPSTK | 45 | Martin FINNEGAN | MV Agusta - Round Tower Racing | a | 6 | 23:52.200 | 1:13.132 | 111.317 | 3:53.414 | 114.149 | 6 |
| 11 | GPSTK | 26 | Stephen THOMPSON | Suzuki - T&R Motorsport | a | 6 | 23:58.210 | 1:19.142 | 110.852 | 3:57.222 | 112.317 | 4 |
| 12 | GPSTK | 36 | Michael PEARSON | Yamaha - Carryduff Forklifts | a | 6 | 24:16.695 | 1:37.627 | 109.445 | 3:55.445 | 113.164 | 6 |
| 13 | GPSTK | 21 | Les SHAND | Yamaha - Leeds Parcel Company | a | 6 | 24:36.566 | 1:57.498 | 107.972 | 3:59.219 | 111.379 | 6 |
| 14 | GPSTK | 16 | John BURROWS | Suzuki - HM Sports Motorhomes | a | 6 | 24:41.700 | 2:02.632 | 107.598 | 4:04.338 | 109.046 | 6 |
| 15 | GPSTK | 39 | James REDPATH | Suzuki | a | 6 | 24:46.263 | 2:07.195 | 107.268 | 4:03.069 | 109.615 | 6 |
| 16 | GPSTK | 70 | Victor GILMORE | Yamaha - T Lindsay Racing | a | 6 | 24:53.212 | 2:14.144 | 106.769 | 3:54.683 | 113.532 | 6 |
| 17 | GPSTK | 41 | Darren BURNS | Yamaha - McKinstry SKip Hire | a | 6 | 24:57.072 | 2:18.004 | 106.493 | 4:02.863 | 109.708 | 5 |
| 18 | GPSTK | 51 | Dennis BOOTH | Suzuki | a | 6 | 25:00.147 | 2:21.079 | 106.275 | 4:01.281 | 110.427 | 6 |
| 19 | GPSTK | 20 | Denver ROBB | Suzuki - Mar-Train Racing | a | 6 | 25:07.830 | 2:28.762 | 105.734 | 4:02.277 | 109.973 | 5 |
| 20 | GPSTK | 24 | Rob I'ANSON | Suzuki - VRS Racing | b | 6 | 25:10.132 | 2:31.064 | 105.572 | 4:05.020 | 108.742 | 5 |
| 21 | GPSTK | 43 | Fabrice MIGUET | Suzuki | b | 6 | 25:14.972 | 2:35.904 | 105.235 | 4:07.229 | 107.770 | 6 |
| 22 | GPSTK | 30 | Kevin STROWGER | Suzuki - Mistral Racing Ltd. | b | 6 | 25:15.053 | 2:35.985 | 105.229 | 4:04.096 | 109.154 | 6 |
| 23 | GPSTK | 40 | Paul SHOESMITH | Yamaha - Speedfreak Race Team | b | 6 | 25:18.818 | 2:39.750 | 104.969 | 4:08.033 | 107.421 | 6 |
| 24 | GPSTK | 69 | Dave WOOLAMS | Suzuki - Wooly's Auto | b | 6 | 25:27.533 | 2:48.465 | 104.370 | 4:08.837 | 107.074 | 5 |
| 25 | GPSTK | 31 | John TATTERSALL | Suzuki | b | 6 | 25:31.263 | 2:52.195 | 104.115 | 4:01.934 | 110.129 | 6 |
| 26 | GPSTK | 28 | John CRELLIN | Suzuki | b | 6 | 25:43.604 | 3:04.536 | 103.283 | 4:07.726 | 107.554 | 6 |
| 27 | GPSTK | 19 | Gary JOHNSON | Yamaha - Speedfreak Race Team | a | 6 | 25:43.781 | 3:04.713 | 103.271 | 4:09.312 | 106.870 | 6 |
| 28 | GPSTK | 72 | Stephen McILVENNA | Honda - T7 Murray | b | 6 | 25:57.076 | 3:18.008 | 102.389 | 4:12.621 | 105.470 | 6 |
| 29 | GPSTK | 79 | Andrew COURTNEY | Yamaha | a | 6 | 25:57.700 | 3:18.632 | 102.348 | 4:14.376 | 104.742 | 5 |
| 30 | GPSTK | 68 | Paul OWEN | Kawasaki - Team #98 | a | 6 | 25:59.189 | 3:20.121 | 102.251 | 4:12.670 | 105.450 | 6 |
| 31 | GPSTK | 59 | Gareth ROBERTS | Yamaha - Saf Ims Racing | b | 6 | 26:00.271 | 3:21.203 | 102.180 | 4:10.473 | 106.375 | 6 |
| 32 | GPSTK | 90 | Craig ATKINSON | Honda - VRS Racing | b | 6 | 26:03.265 | 3:24.197 | 101.984 | 4:16.614 | 103.829 | 5 |
| 33 | GPSTK | 48 | Gareth COSTELLO | Honda | b | 6 | 26:03.431 | 3:24.363 | 101.973 | 4:14.172 | 104.826 | 6 |
| 34 | GPSTK | 47 | Daniel JANSEN | Kawasaki - Absolutely Fabulous | b | 6 | 26:17.623 | 3:38.555 | 101.056 | 4:12.161 | 105.662 | 5 |


Fastest Lap

| | | | | | | | | | | | | |
|-------|----|---------------|--------------------------------|---|--|--|--|--|--|----------|---------|---|
| GPSTK | 77 | Ryan FARQUHAR | Kawasaki - Kenny Harker Racing | a | | | | | | 3:44.086 | 118.901 | 4 |
|-------|----|---------------|--------------------------------|---|--|--|--|--|--|----------|---------|---|

Not Classified

| | | | | | | | | | | | | |
|-----|-------|----|--------------|--|---|---|-----------|--------|---------|----------|---------|---|
| DNF | GPSTK | 5 | Bruce ANSTEY | Suzuki - Relentless Suzuki by TAS Racing | a | 3 | 12:23.204 | 3 Laps | 106.964 | 3:59.480 | 111.258 | 2 |
| DNF | GPSTK | 15 | Mark PARRETT | Yamaha - C&C Ltd | a | 3 | 13:16.601 | 53.397 | 99.794 | 4:22.372 | 101.550 | 2 |

These Results are provisional and are subject to ratification by the Stewards of the Meeting.

| | | | | | |
|---------------|------------------------------|------------|---|------------------|-----------------------------------|
| Track | Dundrod | Signed |  | Organising Club | Dundrod & District MCC |
| Length(miles) | 7.4011 Lap 1 (7.2801) | | Chief Timekeeper | Warmup Started | |
| Weather | Cloudy | Issued At: | 12:51:30 | Race Started | 12:23:41.788 |
| Track | Wet | | | Gp Time Diff - b | 34.01 |

Ulster Grand Prix Bike Week

SUPERSTOCK

Race 1 - Lisburn City Council Superstock

Saturday, 18 August 2007

DETAILED RESULT



UGP Superstock Qualifying Session On

Race Classification

1 77 Ryan FARQUHAR

Total Time **22:39.068** Avg Speed **117.307** Behind
Best Time **3:44.086** Best Speed **118.901** On **4** Gp **a**

| Lap | Elapsed Time | Lap Time | Lap Speed |
|-----|--------------|----------|-----------|
| 1 | 3:52.150 | 3:52.150 | 112.894 |
| 2 | 7:38.496 | 3:46.346 | 117.713 |
| 3 | 11:23.254 | 3:44.758 | 118.545 |
| 4 | 15:07.340 | 3:44.086 | 118.901 |
| 5 | 18:52.256 | 3:44.916 | 118.462 |
| 6 | 22:39.068 | 3:46.812 | 117.472 |

2 10 Conor CUMMINS

Total Time **23:05.037** Avg Speed **115.108** Behind **25.969**
Best Time **3:48.688** Best Speed **116.508** On **3** Gp **a**

| Lap | Elapsed Time | Lap Time | Lap Speed |
|-----|--------------|----------|-----------|
| 1 | 3:54.154 | 3:54.154 | 111.928 |
| 2 | 7:43.328 | 3:49.174 | 116.261 |
| 3 | 11:32.016 | 3:48.688 | 116.508 |
| 4 | 15:22.790 | 3:50.774 | 115.455 |
| 5 | 19:13.378 | 3:50.588 | 115.548 |
| 6 | 23:05.037 | 3:51.659 | 115.014 |

3 11 Rob FROST

Total Time **23:25.627** Avg Speed **113.421** Behind **46.559**
Best Time **3:48.551** Best Speed **116.578** On **6** Gp **a**

| Lap | Elapsed Time | Lap Time | Lap Speed |
|-----|--------------|----------|-----------|
| 1 | 4:03.897 | 4:03.897 | 107.457 |
| 2 | 8:02.664 | 3:58.767 | 111.590 |
| 3 | 11:56.237 | 3:53.573 | 114.071 |
| 4 | 15:46.175 | 3:49.938 | 115.875 |
| 5 | 19:37.076 | 3:50.901 | 115.391 |
| 6 | 23:25.627 | 3:48.551 | 116.578 |

4 2 Adrian ARCHIBALD

Total Time **23:25.652** Avg Speed **113.419** Behind **46.584**
Best Time **3:47.608** Best Speed **117.061** On **6** Gp **a**

| Lap | Elapsed Time | Lap Time | Lap Speed |
|-----|--------------|----------|-----------|
| 1 | 4:04.974 | 4:04.974 | 106.984 |
| 2 | 8:02.804 | 3:57.830 | 112.029 |
| 3 | 11:56.825 | 3:54.021 | 113.853 |
| 4 | 15:47.847 | 3:51.022 | 115.331 |
| 5 | 19:38.044 | 3:50.197 | 115.744 |
| 6 | 23:25.652 | 3:47.608 | 117.061 |

UGP Superstock Qualifying Session On

Race Classification

5 1 Guy MARTIN

Total Time **23:26.340** Avg Speed **113.364** Behind **47.272**
Best Time **3:48.573** Best Speed **116.567** On **6** Gp **a**

| Lap | Elapsed Time | Lap Time | Lap Speed |
|-----|--------------|----------|-----------|
| 1 | 4:05.960 | 4:05.960 | 106.555 |
| 2 | 8:02.759 | 3:56.799 | 112.517 |
| 3 | 11:56.667 | 3:53.908 | 113.908 |
| 4 | 15:47.703 | 3:51.036 | 115.324 |
| 5 | 19:37.767 | 3:50.064 | 115.811 |
| 6 | 23:26.340 | 3:48.573 | 116.567 |

6 17 James McBRIDE

Total Time **23:26.489** Avg Speed **113.352** Behind **47.421**
Best Time **3:48.194** Best Speed **116.760** On **6** Gp **a**

| Lap | Elapsed Time | Lap Time | Lap Speed |
|-----|--------------|----------|-----------|
| 1 | 4:04.934 | 4:04.934 | 107.002 |
| 2 | 8:03.271 | 3:58.337 | 111.791 |
| 3 | 11:59.829 | 3:56.558 | 112.632 |
| 4 | 15:49.476 | 3:49.647 | 116.021 |
| 5 | 19:38.295 | 3:48.819 | 116.441 |
| 6 | 23:26.489 | 3:48.194 | 116.760 |

7 7 Ian LOUGHER

Total Time **23:28.911** Avg Speed **113.157** Behind **49.843**
Best Time **3:51.497** Best Speed **115.094** On **6** Gp **a**

| Lap | Elapsed Time | Lap Time | Lap Speed |
|-----|--------------|----------|-----------|
| 1 | 4:03.122 | 4:03.122 | 107.799 |
| 2 | 7:58.755 | 3:55.633 | 113.074 |
| 3 | 11:52.179 | 3:53.424 | 114.144 |
| 4 | 15:45.040 | 3:52.861 | 114.420 |
| 5 | 19:37.414 | 3:52.374 | 114.660 |
| 6 | 23:28.911 | 3:51.497 | 115.094 |

8 22 Mark BUCKLEY

Total Time **23:34.796** Avg Speed **112.686** Behind **55.728**
Best Time **3:50.780** Best Speed **115.452** On **5** Gp **a**

| Lap | Elapsed Time | Lap Time | Lap Speed |
|-----|--------------|----------|-----------|
| 1 | 4:05.474 | 4:05.474 | 106.766 |
| 2 | 8:03.062 | 3:57.588 | 112.144 |
| 3 | 11:58.998 | 3:55.936 | 112.929 |
| 4 | 15:52.521 | 3:53.523 | 114.096 |
| 5 | 19:43.301 | 3:50.780 | 115.452 |
| 6 | 23:34.796 | 3:51.495 | 115.095 |

Ulster Grand Prix Bike Week

SUPERSTOCK

Race 1 - Lisburn City Council Superstock

Saturday, 18 August 2007

DETAILED RESULT



UGP Superstock Qualifying Session On

Race Classification

9 86 Cameron DONALD

Total Time **23:49.978** Avg Speed **111.490** Behind **1:10.910**
Best Time **3:50.700** Best Speed **115.492** On **4** Gp **a**

| Lap | Elapsed Time | Lap Time | Lap Speed |
|-----|--------------|----------|-----------|
| 1 | 4:16.607 | 4:16.607 | 102.134 |
| 2 | 8:21.492 | 4:04.885 | 108.802 |
| 3 | 12:16.583 | 3:55.091 | 113.335 |
| 4 | 16:07.283 | 3:50.700 | 115.492 |
| 5 | 19:58.847 | 3:51.564 | 115.061 |
| 6 | 23:49.978 | 3:51.131 | 115.276 |

10 45 Martin FINNEGAN

Total Time **23:52.200** Avg Speed **111.317** Behind **1:13.132**
Best Time **3:53.414** Best Speed **114.149** On **6** Gp **a**

| Lap | Elapsed Time | Lap Time | Lap Speed |
|-----|--------------|-----------|-----------|
| 1 | 4:07.970 | 4:07.970 | 105.692 |
| 2 | 8:05.868 | 3:57.898 | 111.997 |
| 3 | 12:03.868 | 3:57.1000 | 111.949 |
| 4 | 16:01.067 | 3:57.199 | 112.327 |
| 5 | 19:58.786 | 3:57.719 | 112.082 |
| 6 | 23:52.200 | 3:53.414 | 114.149 |

11 26 Stephen THOMPSON

Total Time **23:58.210** Avg Speed **110.852** Behind **1:19.142**
Best Time **3:57.222** Best Speed **112.317** On **4** Gp **a**

| Lap | Elapsed Time | Lap Time | Lap Speed |
|-----|--------------|----------|-----------|
| 1 | 4:02.594 | 4:02.594 | 108.034 |
| 2 | 8:02.091 | 3:59.497 | 111.250 |
| 3 | 12:03.035 | 4:00.944 | 110.582 |
| 4 | 16:00.257 | 3:57.222 | 112.317 |
| 5 | 19:58.610 | 3:58.353 | 111.784 |
| 6 | 23:58.210 | 3:59.600 | 111.202 |

12 36 Michael PEARSON

Total Time **24:16.695** Avg Speed **109.445** Behind **1:37.627**
Best Time **3:55.445** Best Speed **113.164** On **6** Gp **a**

| Lap | Elapsed Time | Lap Time | Lap Speed |
|-----|--------------|----------|-----------|
| 1 | 4:15.917 | 4:15.917 | 102.410 |
| 2 | 8:23.053 | 4:07.136 | 107.811 |
| 3 | 12:26.538 | 4:03.485 | 109.428 |
| 4 | 16:25.037 | 3:58.499 | 111.715 |
| 5 | 20:21.250 | 3:56.213 | 112.796 |
| 6 | 24:16.695 | 3:55.445 | 113.164 |

UGP Superstock Qualifying Session On

Race Classification

13 21 Les SHAND

Total Time **24:36.566** Avg Speed **107.972** Behind **1:57.498**
Best Time **3:59.219** Best Speed **111.379** On **6** Gp **a**

| Lap | Elapsed Time | Lap Time | Lap Speed |
|-----|--------------|----------|-----------|
| 1 | 4:14.143 | 4:14.143 | 103.124 |
| 2 | 8:22.598 | 4:08.455 | 107.239 |
| 3 | 12:27.019 | 4:04.421 | 109.008 |
| 4 | 16:31.797 | 4:04.778 | 108.849 |
| 5 | 20:37.347 | 4:05.550 | 108.507 |
| 6 | 24:36.566 | 3:59.219 | 111.379 |

14 16 John BURROWS

Total Time **24:41.700** Avg Speed **107.598** Behind **2:02.632**
Best Time **4:04.338** Best Speed **109.046** On **6** Gp **a**

| Lap | Elapsed Time | Lap Time | Lap Speed |
|-----|--------------|----------|-----------|
| 1 | 4:12.918 | 4:12.918 | 103.624 |
| 2 | 8:21.484 | 4:08.566 | 107.191 |
| 3 | 12:26.261 | 4:04.777 | 108.850 |
| 4 | 16:31.571 | 4:05.310 | 108.613 |
| 5 | 20:37.362 | 4:05.791 | 108.401 |
| 6 | 24:41.700 | 4:04.338 | 109.046 |

15 39 James REDPATH

Total Time **24:46.263** Avg Speed **107.268** Behind **2:07.195**
Best Time **4:03.069** Best Speed **109.615** On **6** Gp **a**

| Lap | Elapsed Time | Lap Time | Lap Speed |
|-----|--------------|----------|-----------|
| 1 | 4:18.359 | 4:18.359 | 101.442 |
| 2 | 8:28.368 | 4:10.009 | 106.572 |
| 3 | 12:33.155 | 4:04.787 | 108.845 |
| 4 | 16:37.907 | 4:04.752 | 108.861 |
| 5 | 20:43.194 | 4:05.287 | 108.624 |
| 6 | 24:46.263 | 4:03.069 | 109.615 |

16 70 Victor GILMORE

Total Time **24:53.212** Avg Speed **106.769** Behind **2:14.144**
Best Time **3:54.683** Best Speed **113.532** On **6** Gp **a**

| Lap | Elapsed Time | Lap Time | Lap Speed |
|-----|--------------|----------|-----------|
| 1 | 4:25.996 | 4:25.996 | 98.529 |
| 2 | 8:39.508 | 4:13.512 | 105.099 |
| 3 | 12:50.031 | 4:10.523 | 106.353 |
| 4 | 16:56.116 | 4:06.085 | 108.271 |
| 5 | 20:58.529 | 4:02.413 | 109.911 |
| 6 | 24:53.212 | 3:54.683 | 113.532 |

Ulster Grand Prix Bike Week

SUPERSTOCK

Race 1 - Lisburn City Council Superstock

Saturday, 18 August 2007

DETAILED RESULT



UGP Superstock Qualifying Session On

Race Classification

17 41 Darren BURNS

Total Time **24:57.072** Avg Speed **106.493** Behind **2:18.004**
Best Time **4:02.863** Best Speed **109.708** On **5** Gp **a**

| Lap | Elapsed Time | Lap Time | Lap Speed |
|-----|--------------|----------|-----------|
| 1 | 4:25.299 | 4:25.299 | 98.788 |
| 2 | 8:36.936 | 4:11.637 | 105.883 |
| 3 | 12:45.193 | 4:08.257 | 107.324 |
| 4 | 16:50.355 | 4:05.162 | 108.679 |
| 5 | 20:53.218 | 4:02.863 | 109.708 |
| 6 | 24:57.072 | 4:03.854 | 109.262 |

18 51 Dennis BOOTH

Total Time **25:00.147** Avg Speed **106.275** Behind **2:21.079**
Best Time **4:01.281** Best Speed **110.427** On **6** Gp **a**

| Lap | Elapsed Time | Lap Time | Lap Speed |
|-----|--------------|----------|-----------|
| 1 | 4:26.938 | 4:26.938 | 98.181 |
| 2 | 8:39.686 | 4:12.748 | 105.417 |
| 3 | 12:50.132 | 4:10.446 | 106.386 |
| 4 | 16:56.424 | 4:06.292 | 108.180 |
| 5 | 20:58.866 | 4:02.442 | 109.898 |
| 6 | 25:00.147 | 4:01.281 | 110.427 |

19 20 Denver ROBB

Total Time **25:07.830** Avg Speed **105.734** Behind **2:28.762**
Best Time **4:02.277** Best Speed **109.973** On **5** Gp **a**

| Lap | Elapsed Time | Lap Time | Lap Speed |
|-----|--------------|----------|-----------|
| 1 | 4:25.166 | 4:25.166 | 98.838 |
| 2 | 8:39.323 | 4:14.157 | 104.833 |
| 3 | 12:50.062 | 4:10.739 | 106.262 |
| 4 | 16:56.033 | 4:05.971 | 108.322 |
| 5 | 20:58.310 | 4:02.277 | 109.973 |
| 6 | 25:07.830 | 4:09.520 | 106.781 |

20 24 Rob I'ANSON

Total Time **25:10.132** Avg Speed **105.572** Behind **2:31.064**
Best Time **4:05.020** Best Speed **108.742** On **5** Gp **b**

| Lap | Elapsed Time | Lap Time | Lap Speed |
|-----|--------------|----------|-----------|
| 1 | 4:25.642 | 4:25.642 | 98.660 |
| 2 | 8:41.009 | 4:15.367 | 104.336 |
| 3 | 12:53.053 | 4:12.044 | 105.712 |
| 4 | 17:00.015 | 4:06.962 | 107.887 |
| 5 | 21:05.035 | 4:05.020 | 108.742 |
| 6 | 25:10.132 | 4:05.097 | 108.708 |

UGP Superstock Qualifying Session On

Race Classification

21 43 Fabrice MIGUET

Total Time **25:14.972** Avg Speed **105.235** Behind **2:35.904**
Best Time **4:07.229** Best Speed **107.770** On **6** Gp **b**

| Lap | Elapsed Time | Lap Time | Lap Speed |
|-----|--------------|----------|-----------|
| 1 | 4:29.341 | 4:29.341 | 97.305 |
| 2 | 8:41.757 | 4:12.416 | 105.556 |
| 3 | 12:52.500 | 4:10.743 | 106.260 |
| 4 | 16:59.818 | 4:07.318 | 107.732 |
| 5 | 21:07.743 | 4:07.925 | 107.468 |
| 6 | 25:14.972 | 4:07.229 | 107.770 |

22 30 Kevin STROWGER

Total Time **25:15.053** Avg Speed **105.229** Behind **2:35.985**
Best Time **4:04.096** Best Speed **109.154** On **6** Gp **b**

| Lap | Elapsed Time | Lap Time | Lap Speed |
|-----|--------------|----------|-----------|
| 1 | 4:27.889 | 4:27.889 | 97.833 |
| 2 | 8:43.376 | 4:15.487 | 104.287 |
| 3 | 12:52.919 | 4:09.543 | 106.771 |
| 4 | 17:01.507 | 4:08.588 | 107.181 |
| 5 | 21:10.957 | 4:09.450 | 106.811 |
| 6 | 25:15.053 | 4:04.096 | 109.154 |

23 40 Paul SHOESMITH

Total Time **25:18.818** Avg Speed **104.969** Behind **2:39.750**
Best Time **4:08.033** Best Speed **107.421** On **6** Gp **b**

| Lap | Elapsed Time | Lap Time | Lap Speed |
|-----|--------------|----------|-----------|
| 1 | 4:25.320 | 4:25.320 | 98.780 |
| 2 | 8:40.894 | 4:15.574 | 104.251 |
| 3 | 12:52.624 | 4:11.730 | 105.843 |
| 4 | 17:02.351 | 4:09.727 | 106.692 |
| 5 | 21:10.785 | 4:08.434 | 107.248 |
| 6 | 25:18.818 | 4:08.033 | 107.421 |

24 69 Dave WOOLAMS

Total Time **25:27.533** Avg Speed **104.370** Behind **2:48.465**
Best Time **4:08.837** Best Speed **107.074** On **5** Gp **b**

| Lap | Elapsed Time | Lap Time | Lap Speed |
|-----|--------------|----------|-----------|
| 1 | 4:27.806 | 4:27.806 | 97.863 |
| 2 | 8:44.942 | 4:17.136 | 103.618 |
| 3 | 12:59.999 | 4:15.057 | 104.463 |
| 4 | 17:09.512 | 4:09.513 | 106.784 |
| 5 | 21:18.349 | 4:08.837 | 107.074 |
| 6 | 25:27.533 | 4:09.184 | 106.925 |

Ulster Grand Prix Bike Week

SUPERSTOCK

Race 1 - Lisburn City Council Superstock

Saturday, 18 August 2007

DETAILED RESULT



UGP Superstock Qualifying Session On

Race Classification

25 31 John TATTERSALL

Total Time **25:31.263** Avg Speed **104.115** Behind **2:52.195**
Best Time **4:01.934** Best Speed **110.129** On **6** Gp **b**

| Lap | Elapsed Time | Lap Time | Lap Speed |
|-----|--------------|----------|-----------|
| 1 | 4:34.754 | 4:34.754 | 95.388 |
| 2 | 8:56.341 | 4:21.587 | 101.855 |
| 3 | 13:12.450 | 4:16.109 | 104.034 |
| 4 | 17:24.585 | 4:12.135 | 105.673 |
| 5 | 21:29.329 | 4:04.744 | 108.865 |
| 6 | 25:31.263 | 4:01.934 | 110.129 |

26 28 John CRELLIN

Total Time **25:43.604** Avg Speed **103.283** Behind **3:04.536**
Best Time **4:07.726** Best Speed **107.554** On **6** Gp **b**

| Lap | Elapsed Time | Lap Time | Lap Speed |
|-----|--------------|----------|-----------|
| 1 | 4:31.735 | 4:31.735 | 96.448 |
| 2 | 8:53.209 | 4:21.474 | 101.899 |
| 3 | 13:11.478 | 4:18.269 | 103.164 |
| 4 | 17:27.923 | 4:16.445 | 103.897 |
| 5 | 21:35.878 | 4:07.955 | 107.455 |
| 6 | 25:43.604 | 4:07.726 | 107.554 |

27 19 Gary JOHNSON

Total Time **25:43.781** Avg Speed **103.271** Behind **3:04.713**
Best Time **4:09.312** Best Speed **106.870** On **6** Gp **a**

| Lap | Elapsed Time | Lap Time | Lap Speed |
|-----|--------------|----------|-----------|
| 1 | 4:37.348 | 4:37.348 | 94.496 |
| 2 | 8:53.686 | 4:16.338 | 103.941 |
| 3 | 13:10.033 | 4:16.347 | 103.937 |
| 4 | 17:22.765 | 4:12.732 | 105.424 |
| 5 | 21:34.469 | 4:11.704 | 105.854 |
| 6 | 25:43.781 | 4:09.312 | 106.870 |

28 72 Stephen McILVENNA

Total Time **25:57.076** Avg Speed **102.389** Behind **3:18.008**
Best Time **4:12.621** Best Speed **105.470** On **6** Gp **b**

| Lap | Elapsed Time | Lap Time | Lap Speed |
|-----|--------------|----------|-----------|
| 1 | 4:33.011 | 4:33.011 | 95.997 |
| 2 | 8:55.500 | 4:22.489 | 101.505 |
| 3 | 13:15.472 | 4:19.972 | 102.488 |
| 4 | 17:31.338 | 4:15.866 | 104.132 |
| 5 | 21:44.455 | 4:13.117 | 105.263 |
| 6 | 25:57.076 | 4:12.621 | 105.470 |

UGP Superstock Qualifying Session On

Race Classification

29 79 Andrew COURTNEY

Total Time **25:57.700** Avg Speed **102.348** Behind **3:18.632**
Best Time **4:14.376** Best Speed **104.742** On **5** Gp **a**

| Lap | Elapsed Time | Lap Time | Lap Speed |
|-----|--------------|----------|-----------|
| 1 | 4:29.779 | 4:29.779 | 97.148 |
| 2 | 8:52.731 | 4:22.952 | 101.326 |
| 3 | 13:12.342 | 4:19.611 | 102.630 |
| 4 | 17:28.910 | 4:16.568 | 103.848 |
| 5 | 21:43.286 | 4:14.376 | 104.742 |
| 6 | 25:57.700 | 4:14.414 | 104.727 |

30 68 Paul OWEN

Total Time **25:59.189** Avg Speed **102.251** Behind **3:20.121**
Best Time **4:12.670** Best Speed **105.450** On **6** Gp **a**

| Lap | Elapsed Time | Lap Time | Lap Speed |
|-----|--------------|----------|-----------|
| 1 | 4:32.584 | 4:32.584 | 96.148 |
| 2 | 8:53.541 | 4:20.957 | 102.101 |
| 3 | 13:15.207 | 4:21.666 | 101.824 |
| 4 | 17:29.056 | 4:13.849 | 104.960 |
| 5 | 21:46.519 | 4:17.463 | 103.487 |
| 6 | 25:59.189 | 4:12.670 | 105.450 |

31 59 Gareth ROBERTS

Total Time **26:00.271** Avg Speed **102.180** Behind **3:21.203**
Best Time **4:10.473** Best Speed **106.375** On **6** Gp **b**

| Lap | Elapsed Time | Lap Time | Lap Speed |
|-----|--------------|----------|-----------|
| 1 | 4:38.436 | 4:38.436 | 94.127 |
| 2 | 9:03.177 | 4:24.741 | 100.642 |
| 3 | 13:22.336 | 4:19.159 | 102.809 |
| 4 | 17:36.977 | 4:14.641 | 104.633 |
| 5 | 21:49.798 | 4:12.821 | 105.387 |
| 6 | 26:00.271 | 4:10.473 | 106.375 |

32 90 Craig ATKINSON

Total Time **26:03.265** Avg Speed **101.984** Behind **3:24.197**
Best Time **4:16.614** Best Speed **103.829** On **5** Gp **b**

| Lap | Elapsed Time | Lap Time | Lap Speed |
|-----|--------------|----------|-----------|
| 1 | 4:29.186 | 4:29.186 | 97.362 |
| 2 | 8:51.082 | 4:21.896 | 101.735 |
| 3 | 13:10.630 | 4:19.548 | 102.655 |
| 4 | 17:27.781 | 4:17.151 | 103.612 |
| 5 | 21:44.395 | 4:16.614 | 103.829 |
| 6 | 26:03.265 | 4:18.870 | 102.924 |

Ulster Grand Prix Bike Week

SUPERSTOCK

Race 1 - Lisburn City Council Superstock

Saturday, 18 August 2007

DETAILED RESULT

UGP Superstock Qualifying Session On



Race Classification

33 48 Gareth COSTELLO

Total Time **26:03.431** Avg Speed **101.973** Behind **3:24.363**

Best Time **4:14.172** Best Speed **104.826** On **6** Gp **b**

| Lap | Elapsed Time | Lap Time | Lap Speed |
|-----|--------------|----------|-----------|
| 1 | 4:37.654 | 4:37.654 | 94.392 |
| 2 | 9:01.255 | 4:23.601 | 101.077 |
| 3 | 13:20.127 | 4:18.872 | 102.923 |
| 4 | 17:35.044 | 4:14.917 | 104.520 |
| 5 | 21:49.259 | 4:14.215 | 104.809 |
| 6 | 26:03.431 | 4:14.172 | 104.826 |

34 47 Daniel JANSEN

Total Time **26:17.623** Avg Speed **101.056** Behind **3:38.555**

Best Time **4:12.161** Best Speed **105.662** On **5** Gp **b**

| Lap | Elapsed Time | Lap Time | Lap Speed |
|-----|--------------|----------|-----------|
| 1 | 4:43.965 | 4:43.965 | 92.294 |
| 2 | 9:12.753 | 4:28.788 | 99.126 |
| 3 | 13:33.744 | 4:20.991 | 102.088 |
| 4 | 17:49.567 | 4:15.823 | 104.150 |
| 5 | 22:01.728 | 4:12.161 | 105.662 |
| 6 | 26:17.623 | 4:15.895 | 104.121 |

Not Classified

DNF 5 Bruce ANSTEY

Total Time **12:23.204** Avg Speed **106.964** Behind **3 Laps**

Best Time **3:59.480** Best Speed **111.258** On **2** Gp **a**

| Lap | Elapsed Time | Lap Time | Lap Speed |
|-----|--------------|----------|-----------|
| 1 | 3:58.569 | 3:58.569 | 109.857 |
| 2 | 7:58.049 | 3:59.480 | 111.258 |
| 3 | 12:23.204 | 4:25.155 | 100.484 |

DNF 15 Mark PARRETT

Total Time **13:16.601** Avg Speed **99.794** Behind **53.397**

Best Time **4:22.372** Best Speed **101.550** On **2** Gp **a**

| Lap | Elapsed Time | Lap Time | Lap Speed |
|-----|--------------|----------|-----------|
| 1 | 4:30.931 | 4:30.931 | 96.734 |
| 2 | 8:53.303 | 4:22.372 | 101.550 |
| 3 | 13:16.601 | 4:23.298 | 101.193 |

Ulster Grand Prix Bike Week

SUPERSTOCK

Race 1 - Lisburn City Council Superstock

LAP CHART



| 1 | | | | | 2 | | | | | 3 | | | | |
|----|-------------------|---|--------------|----------|----|-------------------|---|--------------|----------|----|-------------------|---|--------------|----------|
| No | Name | G | Elapsed Time | Lap Time | No | Name | G | Elapsed Time | Lap Time | No | Name | G | Elapsed Time | Lap Time |
| 77 | Ryan FARQUHAR | a | 3:52.150 | 3:52.150 | 77 | Ryan FARQUHAR | a | 7:38.496 | 3:46.346 | 77 | Ryan FARQUHAR | a | 11:23.254 | 3:44.758 |
| 10 | Conor CUMMINS | a | 3:54.154 | 3:54.154 | 10 | Conor CUMMINS | a | 7:43.328 | 3:49.174 | 10 | Conor CUMMINS | a | 11:32.016 | 3:48.688 |
| 5 | Bruce ANSTEY | a | 3:58.569 | 3:58.569 | 5 | Bruce ANSTEY | a | 7:58.049 | 3:59.480 | 7 | Ian LOUGHER | a | 11:52.179 | 3:53.424 |
| 26 | Stephen THOMPSON | a | 4:02.594 | 4:02.594 | 7 | Ian LOUGHER | a | 7:58.755 | 3:55.633 | 11 | Rob FROST | a | 11:56.237 | 3:53.573 |
| 7 | Ian LOUGHER | a | 4:03.122 | 4:03.122 | 26 | Stephen THOMPSON | a | 8:02.091 | 3:59.497 | 1 | Guy MARTIN | a | 11:56.667 | 3:53.908 |
| 11 | Rob FROST | a | 4:03.897 | 4:03.897 | 11 | Rob FROST | a | 8:02.664 | 3:58.767 | 2 | Adrian ARCHIBALD | a | 11:56.825 | 3:54.021 |
| 17 | James McBRIDE | a | 4:04.934 | 4:04.934 | 1 | Guy MARTIN | a | 8:02.759 | 3:56.799 | 22 | Mark BUCKLEY | a | 11:58.998 | 3:55.936 |
| 2 | Adrian ARCHIBALD | a | 4:04.974 | 4:04.974 | 2 | Adrian ARCHIBALD | a | 8:02.804 | 3:57.830 | 17 | James McBRIDE | a | 11:59.829 | 3:56.558 |
| 22 | Mark BUCKLEY | a | 4:05.474 | 4:05.474 | 22 | Mark BUCKLEY | a | 8:03.062 | 3:57.588 | 26 | Stephen THOMPSON | a | 12:03.035 | 4:00.944 |
| 1 | Guy MARTIN | a | 4:05.960 | 4:05.960 | 17 | James McBRIDE | a | 8:03.271 | 3:58.337 | 45 | Martin FINNEGAN | a | 12:03.868 | 3:57.100 |
| 45 | Martin FINNEGAN | a | 4:07.970 | 4:07.970 | 45 | Martin FINNEGAN | a | 8:05.868 | 3:57.898 | 86 | Cameron DONALD | a | 12:16.583 | 3:55.091 |
| 16 | John BURROWS | a | 4:12.918 | 4:12.918 | 16 | John BURROWS | a | 8:21.484 | 4:08.566 | 5 | Bruce ANSTEY | a | 12:23.204 | 4:25.155 |
| 21 | Les SHAND | a | 4:14.143 | 4:14.143 | 86 | Cameron DONALD | a | 8:21.492 | 4:04.885 | 16 | John BURROWS | a | 12:26.261 | 4:04.777 |
| 36 | Michael PEARSON | a | 4:15.917 | 4:15.917 | 21 | Les SHAND | a | 8:22.598 | 4:08.455 | 36 | Michael PEARSON | a | 12:26.538 | 4:03.485 |
| 86 | Cameron DONALD | a | 4:16.607 | 4:16.607 | 36 | Michael PEARSON | a | 8:23.053 | 4:07.136 | 21 | Les SHAND | a | 12:27.019 | 4:04.421 |
| 39 | James REDPATH | a | 4:18.359 | 4:18.359 | 39 | James REDPATH | a | 8:28.368 | 4:10.009 | 39 | James REDPATH | a | 12:33.155 | 4:04.787 |
| 20 | Denver ROBB | a | 4:25.166 | 4:25.166 | 41 | Darren BURNS | a | 8:36.936 | 4:11.637 | 41 | Darren BURNS | a | 12:45.193 | 4:08.257 |
| 41 | Darren BURNS | a | 4:25.299 | 4:25.299 | 20 | Denver ROBB | a | 8:39.323 | 4:14.157 | 70 | Victor GILMORE | a | 12:50.031 | 4:10.523 |
| 40 | Paul SHOESMITH | b | 4:25.320 | 4:25.320 | 70 | Victor GILMORE | a | 8:39.508 | 4:13.512 | 20 | Denver ROBB | a | 12:50.062 | 4:10.739 |
| 24 | Rob I'ANSON | b | 4:25.642 | 4:25.642 | 51 | Dennis BOOTH | a | 8:39.686 | 4:12.748 | 51 | Dennis BOOTH | a | 12:50.132 | 4:10.446 |
| 70 | Victor GILMORE | a | 4:25.996 | 4:25.996 | 40 | Paul SHOESMITH | b | 8:40.894 | 4:15.574 | 43 | Fabrice MIGUET | b | 12:52.500 | 4:10.743 |
| 51 | Dennis BOOTH | a | 4:26.938 | 4:26.938 | 24 | Rob I'ANSON | b | 8:41.009 | 4:15.367 | 40 | Paul SHOESMITH | b | 12:52.624 | 4:11.730 |
| 69 | Dave WOOLAMS | b | 4:27.806 | 4:27.806 | 43 | Fabrice MIGUET | b | 8:41.757 | 4:12.416 | 30 | Kevin STROWGER | b | 12:52.919 | 4:09.543 |
| 30 | Kevin STROWGER | b | 4:27.889 | 4:27.889 | 30 | Kevin STROWGER | b | 8:43.376 | 4:15.487 | 24 | Rob I'ANSON | b | 12:53.053 | 4:12.044 |
| 90 | Craig ATKINSON | b | 4:29.186 | 4:29.186 | 69 | Dave WOOLAMS | b | 8:44.942 | 4:17.136 | 69 | Dave WOOLAMS | b | 12:59.999 | 4:15.057 |
| 43 | Fabrice MIGUET | b | 4:29.341 | 4:29.341 | 90 | Craig ATKINSON | b | 8:51.082 | 4:21.896 | 19 | Gary JOHNSON | a | 13:10.033 | 4:16.347 |
| 79 | Andrew COURTNEY | a | 4:29.779 | 4:29.779 | 79 | Andrew COURTNEY | a | 8:52.731 | 4:22.952 | 90 | Craig ATKINSON | b | 13:10.630 | 4:19.548 |
| 15 | Mark PARRETT | a | 4:30.931 | 4:30.931 | 28 | John CRELLIN | b | 8:53.209 | 4:21.474 | 28 | John CRELLIN | b | 13:11.478 | 4:18.269 |
| 28 | John CRELLIN | b | 4:31.735 | 4:31.735 | 15 | Mark PARRETT | a | 8:53.303 | 4:22.372 | 79 | Andrew COURTNEY | a | 13:12.342 | 4:19.611 |
| 68 | Paul OWEN | a | 4:32.584 | 4:32.584 | 68 | Paul OWEN | a | 8:53.541 | 4:20.957 | 31 | John TATTERSALL | b | 13:12.450 | 4:16.109 |
| 72 | Stephen McILVENNA | b | 4:33.011 | 4:33.011 | 19 | Gary JOHNSON | a | 8:53.686 | 4:16.338 | 68 | Paul OWEN | a | 13:15.207 | 4:21.666 |
| 31 | John TATTERSALL | b | 4:34.754 | 4:34.754 | 72 | Stephen McILVENNA | b | 8:55.500 | 4:22.489 | 72 | Stephen McILVENNA | b | 13:15.472 | 4:19.972 |
| 19 | Gary JOHNSON | a | 4:37.348 | 4:37.348 | 31 | John TATTERSALL | b | 8:56.341 | 4:21.587 | 15 | Mark PARRETT | a | 13:16.601 | 4:23.298 |
| 48 | Gareth COSTELLO | b | 4:37.654 | 4:37.654 | 48 | Gareth COSTELLO | b | 9:01.255 | 4:23.601 | 48 | Gareth COSTELLO | b | 13:20.127 | 4:18.872 |
| 59 | Gareth ROBERTS | b | 4:38.436 | 4:38.436 | 59 | Gareth ROBERTS | b | 9:03.177 | 4:24.741 | 59 | Gareth ROBERTS | b | 13:22.336 | 4:19.159 |
| 47 | Daniel JANSEN | b | 4:43.965 | 4:43.965 | 47 | Daniel JANSEN | b | 9:12.753 | 4:28.788 | 47 | Daniel JANSEN | b | 13:33.744 | 4:20.991 |

Ulster Grand Prix Bike Week

SUPERSTOCK

Race 1 - Lisburn City Council Superstock

LAP CHART

**4**

| No | Name | G | Elapsed Time | Lap Time |
|----|-------------------|---|--------------|----------|
| 77 | Ryan FARQUHAR | a | 15:07.340 | 3:44.086 |
| 10 | Conor CUMMINS | a | 15:22.790 | 3:50.774 |
| 7 | Ian LOUGHER | a | 15:45.040 | 3:52.861 |
| 11 | Rob FROST | a | 15:46.175 | 3:49.938 |
| 1 | Guy MARTIN | a | 15:47.703 | 3:51.036 |
| 2 | Adrian ARCHIBALD | a | 15:47.847 | 3:51.022 |
| 17 | James McBRIDE | a | 15:49.476 | 3:49.647 |
| 22 | Mark BUCKLEY | a | 15:52.521 | 3:53.523 |
| 26 | Stephen THOMPSON | a | 16:00.257 | 3:57.222 |
| 45 | Martin FINNEGAN | a | 16:01.067 | 3:57.199 |
| 86 | Cameron DONALD | a | 16:07.283 | 3:50.700 |
| 36 | Michael PEARSON | a | 16:25.037 | 3:58.499 |
| 16 | John BURROWS | a | 16:31.571 | 4:05.310 |
| 21 | Les SHAND | a | 16:31.797 | 4:04.778 |
| 39 | James REDPATH | a | 16:37.907 | 4:04.752 |
| 41 | Darren BURNS | a | 16:50.355 | 4:05.162 |
| 20 | Denver ROBB | a | 16:56.033 | 4:05.971 |
| 70 | Victor GILMORE | a | 16:56.116 | 4:06.085 |
| 51 | Dennis BOOTH | a | 16:56.424 | 4:06.292 |
| 43 | Fabrice MIGUET | b | 16:59.818 | 4:07.318 |
| 24 | Rob I'ANSON | b | 17:00.015 | 4:06.962 |
| 30 | Kevin STROWGER | b | 17:01.507 | 4:08.588 |
| 40 | Paul SHOESMITH | b | 17:02.351 | 4:09.727 |
| 69 | Dave WOOLAMS | b | 17:09.512 | 4:09.513 |
| 19 | Gary JOHNSON | a | 17:22.765 | 4:12.732 |
| 31 | John TATTERSALL | b | 17:24.585 | 4:12.135 |
| 90 | Craig ATKINSON | b | 17:27.781 | 4:17.151 |
| 28 | John CRELLIN | b | 17:27.923 | 4:16.445 |
| 79 | Andrew COURTNEY | a | 17:28.910 | 4:16.568 |
| 68 | Paul OWEN | a | 17:29.056 | 4:13.849 |
| 72 | Stephen McILVENNA | b | 17:31.338 | 4:15.866 |
| 48 | Gareth COSTELLO | b | 17:35.044 | 4:14.917 |
| 59 | Gareth ROBERTS | b | 17:36.977 | 4:14.641 |
| 47 | Daniel JANSEN | b | 17:49.567 | 4:15.823 |

5

| No | Name | G | Elapsed Time | Lap Time |
|----|-------------------|---|--------------|----------|
| 77 | Ryan FARQUHAR | a | 18:52.256 | 3:44.916 |
| 10 | Conor CUMMINS | a | 19:13.378 | 3:50.588 |
| 11 | Rob FROST | a | 19:37.076 | 3:50.901 |
| 7 | Ian LOUGHER | a | 19:37.414 | 3:52.374 |
| 1 | Guy MARTIN | a | 19:37.767 | 3:50.064 |
| 2 | Adrian ARCHIBALD | a | 19:38.044 | 3:50.197 |
| 17 | James McBRIDE | a | 19:38.295 | 3:48.819 |
| 22 | Mark BUCKLEY | a | 19:43.301 | 3:50.780 |
| 26 | Stephen THOMPSON | a | 19:58.610 | 3:58.353 |
| 45 | Martin FINNEGAN | a | 19:58.786 | 3:57.719 |
| 86 | Cameron DONALD | a | 19:58.847 | 3:51.564 |
| 36 | Michael PEARSON | a | 20:21.250 | 3:56.213 |
| 21 | Les SHAND | a | 20:37.347 | 4:05.550 |
| 16 | John BURROWS | a | 20:37.362 | 4:05.791 |
| 39 | James REDPATH | a | 20:43.194 | 4:05.287 |
| 41 | Darren BURNS | a | 20:53.218 | 4:02.863 |
| 20 | Denver ROBB | a | 20:58.310 | 4:02.277 |
| 70 | Victor GILMORE | a | 20:58.529 | 4:02.413 |
| 51 | Dennis BOOTH | a | 20:58.866 | 4:02.442 |
| 24 | Rob I'ANSON | b | 21:05.035 | 4:05.020 |
| 43 | Fabrice MIGUET | b | 21:07.743 | 4:07.925 |
| 40 | Paul SHOESMITH | b | 21:10.785 | 4:08.434 |
| 30 | Kevin STROWGER | b | 21:10.957 | 4:09.450 |
| 69 | Dave WOOLAMS | b | 21:18.349 | 4:08.837 |
| 31 | John TATTERSALL | b | 21:29.329 | 4:04.744 |
| 19 | Gary JOHNSON | a | 21:34.469 | 4:11.704 |
| 28 | John CRELLIN | b | 21:35.878 | 4:07.955 |
| 79 | Andrew COURTNEY | a | 21:43.286 | 4:14.376 |
| 90 | Craig ATKINSON | b | 21:44.395 | 4:16.614 |
| 72 | Stephen McILVENNA | b | 21:44.455 | 4:13.117 |
| 68 | Paul OWEN | a | 21:46.519 | 4:17.463 |
| 48 | Gareth COSTELLO | b | 21:49.259 | 4:14.215 |
| 59 | Gareth ROBERTS | b | 21:49.798 | 4:12.821 |
| 47 | Daniel JANSEN | b | 22:01.728 | 4:12.161 |

6

| No | Name | G | Elapsed Time | Lap Time |
|----|-------------------|---|--------------|----------|
| 77 | Ryan FARQUHAR | a | 22:39.068 | 3:46.812 |
| 10 | Conor CUMMINS | a | 23:05.037 | 3:51.659 |
| 11 | Rob FROST | a | 23:25.627 | 3:48.551 |
| 2 | Adrian ARCHIBALD | a | 23:25.652 | 3:47.608 |
| 1 | Guy MARTIN | a | 23:26.340 | 3:48.573 |
| 17 | James McBRIDE | a | 23:26.489 | 3:48.194 |
| 7 | Ian LOUGHER | a | 23:28.911 | 3:51.497 |
| 22 | Mark BUCKLEY | a | 23:34.796 | 3:51.495 |
| 86 | Cameron DONALD | a | 23:49.978 | 3:51.131 |
| 45 | Martin FINNEGAN | a | 23:52.200 | 3:53.414 |
| 26 | Stephen THOMPSON | a | 23:58.210 | 3:59.600 |
| 36 | Michael PEARSON | a | 24:16.695 | 3:55.445 |
| 21 | Les SHAND | a | 24:36.566 | 3:59.219 |
| 16 | John BURROWS | a | 24:41.700 | 4:04.338 |
| 39 | James REDPATH | a | 24:46.263 | 4:03.069 |
| 70 | Victor GILMORE | a | 24:53.212 | 3:54.683 |
| 41 | Darren BURNS | a | 24:57.072 | 4:03.854 |
| 51 | Dennis BOOTH | a | 25:00.147 | 4:01.281 |
| 20 | Denver ROBB | a | 25:07.830 | 4:09.520 |
| 24 | Rob I'ANSON | b | 25:10.132 | 4:05.097 |
| 43 | Fabrice MIGUET | b | 25:14.972 | 4:07.229 |
| 30 | Kevin STROWGER | b | 25:15.053 | 4:04.096 |
| 40 | Paul SHOESMITH | b | 25:18.818 | 4:08.033 |
| 69 | Dave WOOLAMS | b | 25:27.533 | 4:09.184 |
| 31 | John TATTERSALL | b | 25:31.263 | 4:01.934 |
| 28 | John CRELLIN | b | 25:43.604 | 4:07.726 |
| 19 | Gary JOHNSON | a | 25:43.781 | 4:09.312 |
| 72 | Stephen McILVENNA | b | 25:57.076 | 4:12.621 |
| 79 | Andrew COURTNEY | a | 25:57.700 | 4:14.414 |
| 68 | Paul OWEN | a | 25:59.189 | 4:12.670 |
| 59 | Gareth ROBERTS | b | 26:00.271 | 4:10.473 |
| 90 | Craig ATKINSON | b | 26:03.265 | 4:18.870 |
| 48 | Gareth COSTELLO | b | 26:03.431 | 4:14.172 |
| 47 | Daniel JANSEN | b | 26:17.623 | 4:15.895 |

Speed TrapUlster Grand Prix Superstock Race

| <u>No.</u> | <u>Name</u> | <u>Lap 1</u> | <u>Lap 2</u> | <u>Lap 3</u> | <u>Lap 4</u> | <u>Lap 5</u> | <u>Lap 6</u> |
|------------|-------------------|--------------|--------------|--------------|--------------|--------------|--------------|
| 1 | Guy MARTIN | | | | | | 170 |
| 2 | Adrian ARCHIBALD | | 171 | 175 | | | |
| 5 | Bruce ANSTEY | | 175 | | | | |
| 7 | Ian LOUGHER | | | | 169 | 167 | 170 |
| 10 | Conor CUMMINS | | | 172 | 172 | 170 | 172 |
| 11 | Rob FROST | | | | 174 | | 170 |
| 14 | Paul HUNT | | | | | | 170 |
| 17 | James McBRIDE | 142 | | | 172 | 172 | |
| 18 | Carl RENNIE | | | | 165 | | |
| 20 | Denver ROBB | | 164 | 172 | 173 | 178 | |
| 21 | Les SHAND | | | | | 172 | 173 |
| 22 | Mark BUCKLEY | | | | | 170 | 171 |
| 26 | Stephen THOMPSON | | 168 | | 173 | 172 | |
| 28 | John CRELLIN | | | | | | 173 |
| 31 | John TATTERSALL | | | 166 | | | 165 |
| 36 | Michael PEARSON | | | | | 169 | 168 |
| 39 | James REDPATH | | 179 | 170 | 167 | | 170 |
| 40 | Paul SHOESMITH | 135 | | 173 | 165 | | |
| 41 | Darren BURNS | | | | 168 | | 167 |
| 45 | Martin FINNEGAN | | 172 | 173 | | | 173 |
| 48 | Gareth COSTELLO | | | | 172 | 166 | |
| 59 | Gareth ROBERTS | | | 173 | | | |
| 69 | Dave WOOLAMS | | | 163 | 170 | 170 | 165 |
| 72 | Stephen McILVENNA | | | 163 | | | |
| 77 | Ryan FARQUHAR | | 174 | 175 | 175 | 175 | 174 |
| 79 | Andrew COURTNEY | | | 161 | | | 175 |
| 86 | Cameron DONALD | | 179 | 172 | | 170 | |
| 90 | Craig ATKINSON | | | 171 | 163 | | 162 |