



POWERED BY

**BELFAST TELEGRAPH**

**ULSTER GRAND PRIX BIKE WEEK**  
**15<sup>th</sup> – 18<sup>th</sup> AUGUST 2007**

promoted by  
**Dundrod & District Motorcycle Club**  
[www.ulstergrandprix.co.uk](http://www.ulstergrandprix.co.uk)



**Supporters Club**

**SUPERBIKE**



**BBC SPORT**

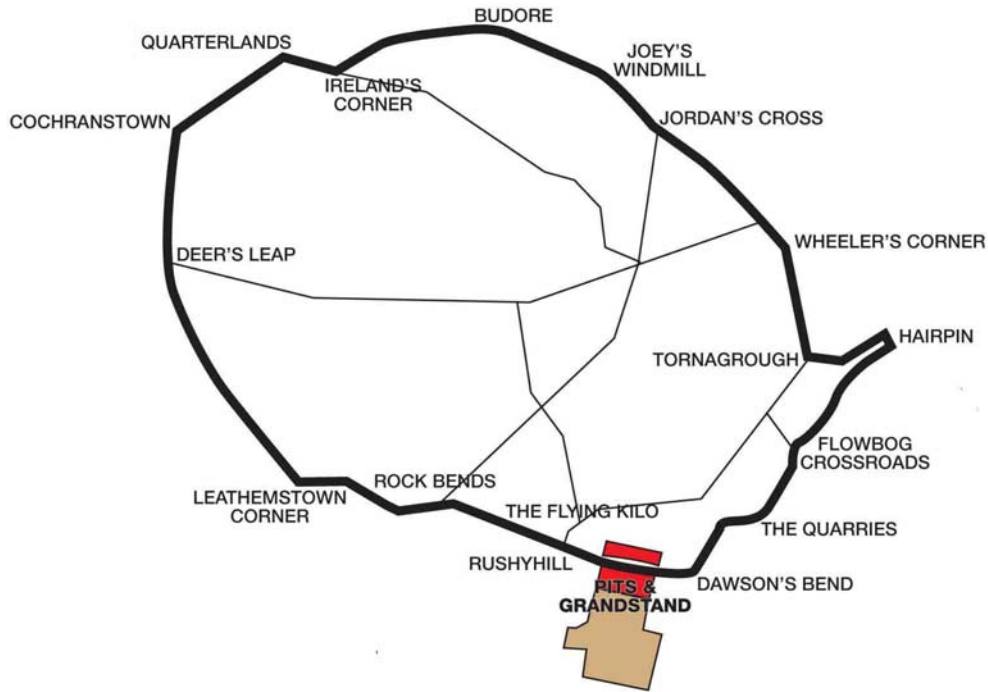
**NI**



**2&4**  
WHEEL MOTORSPORT  
STEERING GROUP LTD.

# The Dundrod Circuit

7.401 miles



## LAP RECORDS

Class	Name	Machine	m s	mph	Year
125cc	Gary Dynes	Honda	3 56.89	112.474	1999
250cc	Darran Lindsay	Honda	3 38.634	121.866	2006
Lightweight Supersport	Jason Griffiths	Yamaha	3 58.43	111.748	2003
Supersport 600	Ian Hutchinson	Kawasaki	3 32.414	125.434	2006
Superstock	Bruce Anstey (NZ)	Suzuki	3 28.23	127.955	2003
Superbike	John McGuinness	Honda	3 22.282	131.717	2007
Challenge 1000cc	Keith Amor	Suzuki	3 32.175	125.575	2006
National 750cc	Conor Cummins	Yamaha 600	3 41.921	120.061	2006

# Ulster Grand Prix Bike Week

## SUPERBIKE / SUPERSTOCK

### UGP Qualifying Session One

Wednesday, 15 August 2007



### UGP Superstock Qualifying Session

Qualifying Time

4:11.687

Qualifying Speed


105.861

Pos	Class	No	Name	Machine / Sponsor	Time	Best Lap Behind	Speed	On	Total Laps	Qualifying Laps
<b>Qualifying Classification</b>										
1	GPSTK	5	Bruce ANSTEY	Suzuki - Relentless Suzuki by TAS Racing	3:32.801		125.206	2	3	2
2	GPSTK	77	Ryan FARQUHAR	Kawasaki - Kenny Harker Racing	3:32.986	0.185	125.097	8	8	6
3	GPSTK	45	Martin FINNEGAN	MV Agusta - Round Tower Racing	3:33.621	0.820	124.725	3	4	4
4	GPSTK	10	Conor CUMMINS	Yamaha - JMF Team Millsport Racing	3:34.180	1.379	124.400	3	4	4
5	GPSTK	17	James McBRIDE	Yamaha - MTA / Leyford Construction	3:34.359	1.558	124.296	7	8	6
6	GPSTK	2	Adrian ARCHIBALD	Suzuki - Relentless Suzuki by TAS Racing	3:35.659	2.858	123.547	3	4	4
7	GPSTK	1	Guy MARTIN	Honda - Hydrex Honda	3:36.126	3.325	123.280	3	4	3
8	GPSTK	86	Cameron DONALD	Honda - John Harris/Uel Duncan	3:38.300	5.499	122.052	3	4	4
9	GPSTK	26	Stephen THOMPSON	Suzuki - T&R Motorsport	3:39.253	6.452	121.522	5	5	4
10	GPSTK	22	Mark BUCKLEY	Kawasaki - Anglo Irish Racing	3:40.272	7.471	120.959	7	8	5
11	GPSTK	36	Michael PEARSON	Yamaha - Carryduff Forklifts	3:41.382	8.581	120.353	3	7	4
12	GPSTK	39	James REDPATH	Suzuki	3:41.510	8.709	120.283	2	4	2
13	GPSTK	11	Rob FROST	Yamaha - JMF Team Millsport Racing	3:41.638	8.837	120.214	8	8	6
14	GPSTK	7	Ian LOUGHER	Honda - Blackhorse Motorcycle Finance	3:42.230	9.429	119.894	3	4	3
15	GPSTK	16	John BURROWS	Suzuki - HM Sports Motorhomes	3:42.524	9.723	119.735	2	4	2
16	GPSTK	15	Mark PARRETT	Yamaha - C&C Ltd	3:42.771	9.970	119.602	7	8	5
17	GPSTK	19	Gary JOHNSON	Yamaha - Speedfreak Race Team	3:43.814	11.013	119.045	2	4	2
18	GPSTK	41	Darren BURNS	Yamaha - McKinstry Skip Hire	3:43.818	11.017	119.043	2	4	4
19	GPSTK	70	Victor GILMORE	Yamaha - T Lindsay Racing	3:44.165	11.364	118.859	8	8	5
20	GPSTK	68	Paul OWEN	Kawasaki - Team #98	3:45.346	12.545	118.236	2	4	2
21	GPSTK	21	Les SHAND	Yamaha - Leeds Parcel Company	3:46.155	13.354	117.813	5	5	3
22	GPSTK	40	Paul SHOESMITH	Yamaha - Speedfreak Race Team	3:48.586	15.785	116.560	9	10	7
23	GPSTK	24	Rob I'ANSON	Suzuki - VRS Racing	3:49.115	16.314	116.291	3	4	3
24	GPSTK	33	Liam QUINN	Yamaha - Team Racing	3:49.544	16.743	116.073	2	3	2
25	GPSTK	43	Fabrice MIGUET	Suzuki	3:50.156	17.355	115.765	2	7	3
26	GPSTK	89	Alan CONNOR	Suzuki - Dunshaughlin RRSC	3:53.313	20.512	114.198	3	7	4
27	GPSTK	30	Kevin STROWGER	Suzuki - Mistral Racing Ltd	3:54.566	21.765	113.588	2	8	5
28	GPSTK	51	Dennis BOOTH	Suzuki	3:54.662	21.861	113.542	3	4	2
29	GPSTK	20	Denver ROBB	Suzuki - Mar-Train Racing	3:55.024	22.223	113.367	2	4	2
30	GPSTK	69	Dave WOOLAMS	Suzuki - Scott Bros.	3:55.694	22.893	113.045	3	4	2
31	GPSTK	72	Stephen McILVENNA	Honda - T7 Murray	3:56.635	23.834	112.595	3	4	2
32	GPSTK	90	Craig ATKINSON	Honda - VRS Racing	3:57.781	24.980	112.053	9	10	6
33	GPSTK	28	John CRELLIN	Suzuki	4:01.296	28.495	110.420	2	6	2
34	GPSTK	59	Gareth ROBERTS	Yamaha - Saf Ims Racing	4:01.928	29.127	110.132	2	4	2
35	GPSTK	31	John TATTERSALL	Suzuki	4:03.856	31.055	109.261	2	4	2
36	GPSTK	85	Lee HILL	Yamaha - NH trade frames	4:04.383	31.582	109.025	3	4	2
37	GPSTK	48	Gareth COSTELLO	Honda	4:05.385	32.584	108.580	2	7	3

### Non Qualifiers

GPSTK	79	Andrew COURTNEY	Yamaha - Team Hardship Racing	4:03.270	34.313	109.524	2	3	<u>1</u>
GPSTK	42	Graham OAKLAND	Yamaha - DF Racing	4:46.033	1:17.076	93.150	7	8	<u>0</u>

These Results are provisional and are subject to ratification by the Stewards of the Meeting.

Track	<b>Dundrod</b>	Signed	Organising Club	<b>Dundrod &amp; District MCC</b>
Length(miles)	<b>7.4011</b> <b>Lap 1 (7.2801)</b>		Qualifying Started	<b>18:48:36.038</b>
Weather	<b>Cloudy</b>	Chief Timekeeper		
Track	<b>Dry</b>	Issued At: 19:41:57		

# Ulster Grand Prix Bike Week

## SUPERBIKE / SUPERSTOCK

### UGP Qualifying Session One

Wednesday, 15 August 2007

## DETAILED RESULT



UGP Superbike Qualifying Session One

### Qualifying Classification

Position

**1** **8 Ian HUTCHINSON**

GPSBK Behind **5.402**  
Best Time **3:28.957** Best Speed **127.509** On **7** Gp **a**

Lap	Elapsed Time	Lap Time	Lap Speed
1	4:43.768	4:43.768	92.358
2	8:19.386	3:35.618	123.570
3	11:49.405	3:30.019	126.865
4	16:01.998	4:12.593	105.482
5	34:02.794	18:00.796	24.652
6	37:33.536	3:30.742	126.429
7	41:02.493	3:28.957	127.509

**2** **9 Keith AMOR**

GPSBK Behind **2.848**  
Best Time **3:31.805** Best Speed **125.795** On **8** Gp **a**

Lap	Elapsed Time	Lap Time	Lap Speed
1	3:45.744	3:45.744	116.098
2	7:20.563	3:34.819	124.030
3	10:53.110	3:32.547	125.356
4	14:31.008	3:37.898	122.277
5	32:33.978	18:02.970	24.603
6	36:07.593	3:33.615	124.729
7	39:39.921	3:32.328	125.485
8	43:11.726	3:31.805	125.795

**3** **2 Adrian ARCHIBALD**

GPSBK Behind **3.687**  
Best Time **3:32.644** Best Speed **125.298** On **4** Gp **a**

Lap	Elapsed Time	Lap Time	Lap Speed
1	32:06.156	32:06.156	13.607
2	35:40.964	3:34.808	124.036
3	39:15.216	3:34.252	124.358
4	42:47.860	3:32.644	125.298

**4** **4 John McGUINNESS**

GPSBK Behind **5.219**  
Best Time **3:34.176** Best Speed **124.402** On **3** Gp **a**

Lap	Elapsed Time	Lap Time	Lap Speed
1	4:59.505	4:59.505	87.506
2	8:37.125	3:37.620	122.433
3	12:11.301	3:34.176	124.402
4	16:08.336	3:57.035	112.405

UGP Superbike Qualifying Session One

### Qualifying Classification

Position

**5** **17 James McBRIDE**

GPSTK Behind **5.402**  
Best Time **3:34.359** Best Speed **124.296** On **7** Gp **a**

Lap	Elapsed Time	Lap Time	Lap Speed
1	4:28.682	4:28.682	97.544
2	8:09.382	3:40.700	120.725
3	11:46.921	3:37.539	122.479
4	15:44.942	3:58.021	111.940
5	31:56.956	16:12.014	27.411
6	35:34.109	3:37.153	122.697
7	39:08.468	3:34.359	124.296
8	42:43.612	3:35.144	123.842

**6** **5 Bruce ANSTEY**

GPSBK Behind **5.690**  
Best Time **3:34.647** Best Speed **124.129** On **3** Gp **a**

Lap	Elapsed Time	Lap Time	Lap Speed
1	5:14.361	5:14.361	83.370
2	8:49.077	3:34.716	124.089
3	12:23.724	3:34.647	124.129
4	16:03.886	3:40.162	121.020
5	20:06.147	4:02.261	109.980
6	43:21.619	23:15.472	19.093

**7** **7 Ian LOUGHER**

GPSBK Behind **7.449**  
Best Time **3:36.406** Best Speed **123.120** On **3** Gp **a**

Lap	Elapsed Time	Lap Time	Lap Speed
1	5:37.180	5:37.180	77.728
2	9:13.785	3:36.605	123.007
3	12:50.191	3:36.406	123.120
4	17:00.662	4:10.471	106.375

**8** **6 William DUNLOP**

GPSBK Behind **7.753**  
Best Time **3:36.710** Best Speed **122.948** On **2** Gp **a**

Lap	Elapsed Time	Lap Time	Lap Speed
1	5:57.254	5:57.254	73.361
2	9:33.964	3:36.710	122.948
3	13:11.714	3:37.750	122.360
4	17:58.637	4:46.923	92.861

# Ulster Grand Prix Bike Week

## SUPERBIKE / SUPERSTOCK

### UGP Qualifying Session One

Wednesday, 15 August 2007

## DETAILED RESULT



### UGP Superbike Qualifying Session One

#### Qualifying Classification

Position

**9** **10** **Conor CUMMINS**

GPSBK Behind **7.868**  
Best Time **3:36.825** Best Speed **122.882** On **5** Gp **a**

Lap	Elapsed Time	Lap Time	Lap Speed
1	27:48.117	27:48.117	15.711
2	31:33.192	3:45.075	118.378
3	35:12.270	3:39.078	121.619
4	38:49.542	3:37.272	122.630
5	42:26.367	3:36.825	122.882

**10** **26** **Stephen THOMPSON**

GPSBK Behind **8.706**  
Best Time **3:37.663** Best Speed **122.409** On **3** Gp **a**

Lap	Elapsed Time	Lap Time	Lap Speed
1	4:28.455	4:28.455	97.627
2	8:09.054	3:40.599	120.780
3	11:46.717	3:37.663	122.409
4	15:56.663	4:09.946	106.599

**11** **45** **Martin FINNEGAN**

GPSBK Behind **9.050**  
Best Time **3:38.007** Best Speed **122.216** On **4** Gp **a**

Lap	Elapsed Time	Lap Time	Lap Speed
1	28:49.760	28:49.760	15.151
2	32:33.663	3:43.903	118.998
3	36:12.846	3:39.183	121.560
4	39:50.853	3:38.007	122.216

**12** **14** **Paul HUNT**

GPSBK Behind **10.020**  
Best Time **3:38.977** Best Speed **121.675** On **8** Gp **a**

Lap	Elapsed Time	Lap Time	Lap Speed
1	4:53.996	4:53.996	89.145
2	8:36.121	3:42.125	119.950
3	12:17.164	3:41.043	120.537
4	16:19.907	4:02.743	109.762
5	20:33.659	13:13.752	33.567
6	33:21.409	3:47.750	116.988
7	37:02.681	3:41.272	120.413
8	40:41.658	3:38.977	121.675

### UGP Superbike Qualifying Session One

#### Qualifying Classification

Position

**13** **22** **Mark BUCKLEY**

GPSTK Behind **11.315**  
Best Time **3:40.272** Best Speed **120.959** On **7** Gp **a**

Lap	Elapsed Time	Lap Time	Lap Speed
1	5:37.358	5:37.358	77.687
2	9:20.793	3:43.435	119.247
3	13:07.157	3:46.364	117.704
4	17:18.994	4:11.837	105.798
5	21:38.736	12:19.742	36.018
6	33:21.495	3:42.759	119.609
7	37:01.767	3:40.272	120.959
8	40:42.080	3:40.313	120.937

**14** **32** **Paul CRANSTON**

GPSBK Behind **11.399**  
Best Time **3:40.356** Best Speed **120.913** On **8** Gp **a**

Lap	Elapsed Time	Lap Time	Lap Speed
1	9:20.723	9:20.723	46.740
2	13:09.218	3:48.495	116.606
3	17:24.115	4:14.897	104.528
4	21:54.739	4:30.624	98.454
5	31:49.667	9:54.928	44.785
6	35:35.741	3:46.074	117.855
7	39:16.988	3:41.247	120.426
8	42:57.344	3:40.356	120.913

**15** **36** **Michael PEARSON**

GPSTK Behind **12.425**  
Best Time **3:41.382** Best Speed **120.353** On **3** Gp **a**

Lap	Elapsed Time	Lap Time	Lap Speed
1	4:13.212	4:13.212	103.504
2	7:56.593	3:43.381	119.276
3	11:37.975	3:41.382	120.353
4	16:01.298	4:23.323	101.184
5	32:54.163	16:52.865	26.306
6	36:40.176	3:46.013	117.887
7	40:25.553	3:45.377	118.220

**16** **39** **James REDPATH**

GPSBK Behind **12.644**  
Best Time **3:41.601** Best Speed **120.234** On **3** Gp **a**

Lap	Elapsed Time	Lap Time	Lap Speed
1	29:33.354	29:33.354	14.779
2	33:22.126	3:48.772	116.465
3	37:03.727	3:41.601	120.234
4	40:54.082	3:50.355	115.665



# Ulster Grand Prix Bike Week

## SUPERBIKE / SUPERSTOCK

### UGP Qualifying Session One

Wednesday, 15 August 2007

## DETAILED RESULT



### UGP Superbike Qualifying Session One

#### Qualifying Classification

Position

#### **17** 71 Davy MORGAN

GPSBK Behind 13.835

Best Time 3:42.792 Best Speed 119.591 On 2 Gp a

Lap	Elapsed Time	Lap Time	Lap Speed
1	4:14.343	4:14.343	103.043
2	7:57.135	3:42.792	119.591
3	11:42.047	3:44.912	118.464
4	16:16.240	4:34.193	97.172

#### **18** 21 Les SHAND

GPSBK Behind 14.443

Best Time 3:43.400 Best Speed 119.266 On 3 Gp a

Lap	Elapsed Time	Lap Time	Lap Speed
1	4:41.443	4:41.443	93.121
2	8:33.478	3:52.035	114.827
3	12:16.878	3:43.400	119.266
4	16:39.023	4:22.145	101.638

#### **19** 19 Gary JOHNSON

GPSTK Behind 14.857

Best Time 3:43.814 Best Speed 119.045 On 2 Gp a

Lap	Elapsed Time	Lap Time	Lap Speed
1	5:08.482	5:08.482	84.959
2	8:52.296	3:43.814	119.045
3	12:37.927	3:45.631	118.086
4	16:50.495	4:12.568	105.492

#### **20** 41 Darren BURNS

GPSTK Behind 14.861

Best Time 3:43.818 Best Speed 119.043 On 2 Gp a

Lap	Elapsed Time	Lap Time	Lap Speed
1	3:59.196	3:59.196	109.569
2	7:43.014	3:43.818	119.043
3	11:28.584	3:45.570	118.118
4	15:30.307	4:01.723	110.225

### UGP Superbike Qualifying Session One

#### Qualifying Classification

Position

#### **21** 70 Victor GILMORE

GPSTK Behind 15.208

Best Time 3:44.165 Best Speed 118.859 On 8 Gp a

Lap	Elapsed Time	Lap Time	Lap Speed
1	4:17.407	4:17.407	101.817
2	8:03.264	3:45.857	117.968
3	11:48.498	3:45.234	118.295
4	16:16.694	4:28.196	99.345
5	32:02.867	15:46.173	28.160
6	35:49.227	3:46.360	117.706
7	39:35.761	3:46.534	117.616
8	43:19.926	3:44.165	118.859

#### **22** 23 Michael DUNLOP

GPSBK Behind 15.279

Best Time 3:44.236 Best Speed 118.821 On 7 Gp a

Lap	Elapsed Time	Lap Time	Lap Speed
1	5:39.880	5:39.880	77.111
2	9:27.097	3:47.217	117.262
3	13:14.069	3:46.972	117.389
4	17:56.165	4:42.096	94.450
5	33:27.237	15:31.072	28.616
6	37:12.223	3:44.986	118.425
7	40:56.459	3:44.236	118.821

#### **23** 68 Paul OWEN

GPSTK Behind 16.389

Best Time 3:45.346 Best Speed 118.236 On 2 Gp a

Lap	Elapsed Time	Lap Time	Lap Speed
1	5:23.252	5:23.252	81.077
2	9:08.598	3:45.346	118.236
3	12:54.091	3:45.493	118.159
4	17:17.970	4:23.879	100.970

#### **24** 86 Cameron DONALD

GPSBK Behind 17.439

Best Time 3:46.396 Best Speed 117.687 On 3 Gp a

Lap	Elapsed Time	Lap Time	Lap Speed
1	28:35.402	28:35.402	15.278
2	32:24.131	3:48.729	116.487
3	36:10.527	3:46.396	117.687
4	40:14.067	4:03.540	109.403

# Ulster Grand Prix Bike Week

## SUPERBIKE / SUPERSTOCK

### UGP Qualifying Session One

Wednesday, 15 August 2007

## DETAILED RESULT



### UGP Superbike Qualifying Session One

#### Qualifying Classification

Position

**25** 33 Liam QUINN

GPSTK Behind 18.672

Best Time 3:47.629 Best Speed 117.050 On 3 Gp a

Lap	Elapsed Time	Lap Time	Lap Speed
1	5:01.056	5:01.056	87.055
2	8:49.614	3:48.558	116.574
3	12:37.243	3:47.629	117.050
4	16:56.935	4:19.692	102.598

**26** 40 Paul SHOESMITH

GPSTK Behind 19.629

Best Time 3:48.586 Best Speed 116.560 On 9 Gp a

Lap	Elapsed Time	Lap Time	Lap Speed
1	5:23.087	5:23.087	81.119
2	9:15.275	3:52.188	114.752
3	13:11.727	3:56.452	112.683
4	17:35.221	4:23.494	101.118
5	21:51.381	4:16.160	104.013
6	25:51.038	3:59.657	111.175
7	29:45.404	3:54.366	113.685
8	33:38.089	3:52.685	114.507
9	37:26.675	3:48.586	116.560
10	41:16.402	3:49.727	115.981

**27** 24 Rob I'ANSON

GPSTK Behind 20.158

Best Time 3:49.115 Best Speed 116.291 On 3 Gp a

Lap	Elapsed Time	Lap Time	Lap Speed
1	3:58.609	3:58.609	109.838
2	7:48.744	3:50.135	115.775
3	11:37.859	3:49.115	116.291
4	15:59.173	4:21.314	101.961

**28** 43 Fabrice MIGUET

GPSTK Behind 21.199

Best Time 3:50.156 Best Speed 115.765 On 2 Gp a

Lap	Elapsed Time	Lap Time	Lap Speed
1	5:32.129	5:32.129	78.910
2	9:22.285	3:50.156	115.765
3	13:13.886	3:51.601	115.043
4	17:59.373	4:45.487	93.328
5	30:05.121	12:05.748	36.712
6	34:11.456	4:06.335	108.161
7	38:43.779	4:32.323	97.840

### UGP Superbike Qualifying Session One

#### Qualifying Classification

Position

**29** 89 Alan CONNOR

GPSTK Behind 24.356

Best Time 3:53.313 Best Speed 114.198 On 3 Gp a

Lap	Elapsed Time	Lap Time	Lap Speed
1	5:35.536	5:35.536	78.109
2	9:30.349	3:54.813	113.469
3	13:23.662	3:53.313	114.198
4	18:09.557	4:45.895	93.195
5	34:57.487	16:47.930	26.434
6	38:51.286	3:53.799	113.961
7	42:48.610	3:57.324	112.268

**30** 30 Kevin STROWGER

GPSTK Behind 25.609

Best Time 3:54.566 Best Speed 113.588 On 2 Gp a

Lap	Elapsed Time	Lap Time	Lap Speed
1	7:36.553	7:36.553	57.405
2	11:31.119	3:54.566	113.588
3	15:42.272	4:11.153	106.087
4	20:02.615	4:20.343	102.342
5	24:11.251	4:08.636	107.161
6	28:18.690	4:07.439	107.679
7	36:05.823	7:47.133	57.037
8	40:07.325	4:01.502	110.326

**31** 20 Denver ROBB

GPSTK Behind 26.067

Best Time 3:55.024 Best Speed 113.367 On 2 Gp a

Lap	Elapsed Time	Lap Time	Lap Speed
1	5:13.436	5:13.436	83.616
2	9:08.460	3:55.024	113.367
3	13:07.103	3:58.643	111.648
4	22:12.805	9:05.702	48.825

**32** 49 Noel HUDSON

GPSTK Behind 26.368

Best Time 3:55.325 Best Speed 113.222 On 3 Gp a

Lap	Elapsed Time	Lap Time	Lap Speed
1	5:11.369	5:11.369	84.171
2	9:08.151	3:56.782	112.525
3	13:03.476	3:55.325	113.222
4	17:40.336	4:36.860	96.236

# Ulster Grand Prix Bike Week

## SUPERBIKE / SUPERSTOCK

### UGP Qualifying Session One

Wednesday, 15 August 2007

## DETAILED RESULT



### UGP Superbike Qualifying Session One

#### Qualifying Classification

Position

**33** **69 Dave WOOLAMS**

GPSTK Behind **26.737**  
Best Time **3:55.694** Best Speed **113.045** On **3** Gp **a**

Lap	Elapsed Time	Lap Time	Lap Speed
1	4:59.985	4:59.985	87.366
2	8:56.114	3:56.129	112.836
3	12:51.808	3:55.694	113.045
4	17:18.602	4:26.794	99.867

**34** **50 James BRESLIN**

GPSTK Behind **27.566**  
Best Time **3:56.523** Best Speed **112.648** On **3** Gp **a**

Lap	Elapsed Time	Lap Time	Lap Speed
1	5:00.415	5:00.415	87.241
2	8:57.115	3:56.700	112.564
3	12:53.638	3:56.523	112.648
4	17:31.511	4:37.873	95.885

**35** **72 Stephen McILVENNA**

GPSTK Behind **27.678**  
Best Time **3:56.635** Best Speed **112.595** On **3** Gp **a**

Lap	Elapsed Time	Lap Time	Lap Speed
1	5:06.631	5:06.631	85.472
2	9:09.917	4:03.286	109.517
3	13:06.552	3:56.635	112.595
4	17:47.485	4:40.933	94.841

**36** **90 Craig ATKINSON**

GPSTK Behind **28.824**  
Best Time **3:57.781** Best Speed **112.053** On **9** Gp **a**

Lap	Elapsed Time	Lap Time	Lap Speed
1	4:47.155	4:47.155	91.269
2	8:45.901	3:58.746	111.600
3	12:44.037	3:58.136	111.885
4	17:10.534	4:26.497	99.978
5	21:47.217	4:36.683	96.298
6	25:59.087	4:11.870	105.785
7	30:02.473	4:03.386	109.472
8	34:02.672	4:00.199	110.925
9	38:00.453	3:57.781	112.053
10	42:03.804	4:03.351	109.488

### UGP Superbike Qualifying Session One

#### Qualifying Classification

Position

**37** **29 Richard EGLIN**

GPSTK Behind **29.294**  
Best Time **3:58.251** Best Speed **111.831** On **3** Gp **a**

Lap	Elapsed Time	Lap Time	Lap Speed
1	4:44.679	4:44.679	92.063
2	8:45.060	4:00.381	110.841
3	12:43.311	3:58.251	111.831
4	17:08.893	4:25.582	100.323

**38** **28 John CRELLIN**

GPSTK Behind **32.339**  
Best Time **4:01.296** Best Speed **110.420** On **2** Gp **a**

Lap	Elapsed Time	Lap Time	Lap Speed
1	4:50.372	4:50.372	90.258
2	8:51.668	4:01.296	110.420
3	12:53.131	4:01.463	110.344
4	17:19.298	4:26.167	100.102
5	21:57.937	4:38.639	95.622
6	26:14.420	4:16.483	103.882

**39** **59 Gareth ROBERTS**

GPSTK Behind **32.971**  
Best Time **4:01.928** Best Speed **110.132** On **2** Gp **a**

Lap	Elapsed Time	Lap Time	Lap Speed
1	4:38.200	4:38.200	94.207
2	8:40.128	4:01.928	110.132
3	12:42.572	4:02.444	109.897
4	17:05.361	4:22.789	101.389

**40** **31 John TATTERSALL**

GPSTK Behind **34.899**  
Best Time **4:03.856** Best Speed **109.261** On **2** Gp **a**

Lap	Elapsed Time	Lap Time	Lap Speed
1	4:54.537	4:54.537	88.982
2	8:58.393	4:03.856	109.261
3	13:03.132	4:04.739	108.867
4	17:42.434	4:39.302	95.395

**41** **48 Paul DUCKETT**

GPSTK Behind **35.165**  
Best Time **4:04.122** Best Speed **109.142** On **3** Gp **a**

Lap	Elapsed Time	Lap Time	Lap Speed
1	5:04.535	5:04.535	86.060
2	9:09.638	4:05.103	108.705
3	13:13.760	4:04.122	109.142
4	18:00.215	4:46.455	93.013



# Ulster Grand Prix Bike Week

## SUPERBIKE / SUPERSTOCK

### UGP Qualifying Session One

Wednesday, 15 August 2007

## DETAILED RESULT

### UGP Superbike Qualifying Session One



#### Non Qualifiers

Position

#### 1 Guy MARTIN

GPSBK Behind **1.945**  
Best Time **3:30.902** Best Speed **126.333** On **2** Gp **a**

Lap	Elapsed Time	Lap Time	Lap Speed
1	36:47.838	36:47.838	11.871
2	40:18.740	3:30.902	126.333

#### 38 Eric WILSON

GPSBK Behind **44.019**  
Best Time **4:12.976** Best Speed **105.322** On **7** Gp **a**

Lap	Elapsed Time	Lap Time	Lap Speed
1	13:13.467	13:13.467	33.030
2	18:17.859	5:04.392	87.532
3	23:07.360	4:49.501	92.034
4	27:32.482	4:25.122	100.497
5	31:48.709	4:16.227	103.986
6	36:04.759	4:16.050	104.058
7	40:17.735	4:12.976	105.322

#### 42 Graham OAKLAND

GPSTK Behind **1:17.076**  
Best Time **4:46.033** Best Speed **93.150** On **7** Gp **a**

Lap	Elapsed Time	Lap Time	Lap Speed
1	6:34.083	6:34.083	66.505
2	11:24.019	4:49.936	91.896
3	16:24.939	5:00.920	88.542
4	21:37.109	5:12.170	85.351
5	26:36.011	4:58.902	89.139
6	31:27.298	4:51.287	91.470
7	36:13.331	4:46.033	93.150
8	40:59.539	4:46.208	93.093

#### 34 Dwyer AGNEW

GPSBK Behind **2:01.045**  
Best Time **5:30.002** Best Speed **80.739** On **1** Gp **a**

Lap	Elapsed Time	Lap Time	Lap Speed
1	5:30.002	5:30.002	79.419

#### 16 John BURROWS

GPSBK Behind **4:25.484**  
Best Time **7:54.441** Best Speed **56.159** On **2** Gp **a**

Lap	Elapsed Time	Lap Time	Lap Speed
1	33:58.491	33:58.491	12.857
2	41:52.932	7:54.441	56.159

Speed TrapUlster Grand Prix Superbikes & Superstock Practice (Wed)*Superbikes*

No.	Name	Lap 1	Lap 2	Lap 3	Lap 4	Lap 5	Lap 6	Lap 7	Lap 8	Lap 9
1	Guy MARTIN			166						
2	Adrian ARCHIBALD						131	179	177	179
4	John McGUINNESS	184	189							
5	Bruce ANSTEY		186	183	176					
6	William DUNLOP	183		185		149				
7	Ian LOUGHER	185	186							
8	Ian HUTCHINSON	184	188	189			164	187		190
9	Keith AMOR	180	175	174	166		146	173	178	179
10	Conor CUMMINS					144	166	178	178	178
14	Paul HUNT	175				144		173		
15	Mark PARRETT						170			
16	John BURROWS								168	
21	Les SHAND			171						
23	Michael DUNLOP	175						173	172	
26	Stephen THOMPSON							173		
29	Richard ELGIN	176	168		168		141		176	
32	Paul CRANSTON	175								177
33	Liam QUINN						148			
38	Eric WILSON				109	145	146			
39	James REDPATH					159				
45	Martin FINNEGAN					136				
48	Paul DUCKETT	169	173						156	
49	Noel HUDSON		172							
50	James BRESLIN		170							
70	Victor GILMORE	161	169				131		166	168
77	Ryan FARQUHAR						178			
86	Cameron DONALD			183			177		177	
90	Craig ATKINSON	174			140	173				

Speed TrapUlster Grand Prix Superbikes & Superstock Practice (Wed)*Superstock*

<u>No.</u>	<u>Name</u>	<u>Lap 1</u>	<u>Lap 2</u>	<u>Lap 3</u>	<u>Lap 4</u>	<u>Lap 5</u>	<u>Lap 6</u>	<u>Lap 7</u>	<u>Lap 8</u>	<u>Lap 9</u>
101	Guy MARTIN								184	
105	Bruce ANSTEY						108			
110	Conor CUMMINS	174		177						
111	Rob FROST		178							
115	Mark PARRETT	178							170	
121	Les SHAND					175		176		
124	Rob I'ANSON		177							
126	Stephen THOMPSON					136				
128	John CRELLIN	178				167				
130	Kevin STROWGER			159	152	148				
136	Michael PEARSON	169						179		
139	James REDPATH	169		135						
140	Paul SHOESMITH				159	145		172	173	
142	Graham OAKLAND			160	155					
143	Fabrice MIGUET					133				
145	Martin FINNEGAN		175	173						
151	Dennis BOOTH		170							
159	Gareth ROBERTS	178								
169	Dave WOOLAMS	168								
177	Ryan FARQUHAR								176	
189	Alan CONNOR							161		

# Ulster Grand Prix Bike Week

## SUPERBIKE

### UGP Qualifying Session Two

Thursday, 16 August 2007



Qualifying Time

4:42.268

Qualifying Speed


94.392

Pos	Class	No	Name	Machine / Sponsor	Time	Best Lap Behind	Speed	On	Total Laps	Qualifying Laps
1	GPSBK	10	Conor CUMMINS	Yamaha - JMF Team Millsport Racing	3:57.707		112.087	5	5	4
2	GPSBK	2	Adrian ARCHIBALD	Suzuki - Relentless Suzuki by TAS Racing	3:58.348	0.641	111.786	5	5	2
3	GPSBK	36	Michael PEARSON	Yamaha - Carryduff Forklifts	3:59.944	2.237	111.042	7	7	4
4	GPSBK	45	Martin FINNEGAN	Honda - Mark Johns Motors	4:03.060	5.353	109.619	5	5	3
5	GPSBK	27	Adrian McFARLAND	Yamaha - Team Hardship Racing	4:03.101	5.394	109.600	3	3	2
6	GPSBK	77	Ryan FARQUHAR	Kawasaki - McAdoo Kawasaki Racing	4:05.376	7.669	108.584	5	5	2
7	GPSBK	1	Guy MARTIN	Honda - Hydrex Honda	4:13.005	15.298	105.310	4	4	2
8	GPSBK	22	Mark BUCKLEY	Kawasaki - Anglo Irish Racing	4:19.996	22.289	102.478	5	5	3
9	GPSBK	16	John BURROWS	Honda - HM Sports Motorhomes	4:20.713	23.006	102.197	6	6	4
10	GPSBK	43	Fabrice MIGUET	Suzuki	4:20.804	23.097	102.161	5	5	3

### Non Qualifiers

GPSBK	5	Bruce ANSTEY	Suzuki - Relentless Suzuki by TAS Racing	3:57.407		112.229	3	3	1
GPSBK	39	James REDPATH	Suzuki - Raymond Lilley Electrical	4:13.843	16.436	104.962	4	4	1
GPSBK	86	Cameron DONALD	Honda - Robinson Concrete/Uel Duncan	4:16.002	18.595	104.077	1	3	1
GPSBK	70	Victor GILMORE	Kawasaki - T Lindsay Racing	4:25.761	28.354	100.255	2	2	1
GPSBK	6	William DUNLOP	Suzuki - Raymond Lilley Electrical	4:25.946	28.539	100.186	3	3	1
GPSBK	9	Keith AMOR	Yamaha - AIM Racing	4:28.664	31.257	99.172	1	2	1
GPSBK	72	Stephen McLIVENNA	Honda - T7 Murray	4:32.065	34.658	97.932	4	4	1
GPSBK	29	Richard EGLIN	Suzuki - Frame Fast	4:41.661	44.254	94.596	1	2	1
GPSBK	47	Daniel JANSEN	Kawasaki - Absolutely Fabulous Kissograms	4:43.189	45.782	94.085	4	4	0
GPSBK	41	Darren BURNS	Yamaha - McKinstry Skip Hire	4:44.548	47.141	93.636	1	2	0
GPSBK	24	Rob IANSON	Suzuki - VRS Team	4:48.017	50.610	92.508	1	2	0
GPSBK	11	Rob FROST	Yamaha - JMF Team Millsport Racing	5:07.331	1:09.924	86.695	1	4	0
GPSBK	69	Dave WOOLAMS	Suzuki - Scott Bros.	5:09.672	1:12.265	86.039	2	2	0
GPSBK	59	Gareth ROBERTS	Yamaha - Saf Ims Racing	5:10.633	1:13.226	85.773	1	3	0
GPSBK	8	Ian HUTCHINSON	Honda - HM Plant Honda	5:10.940	1:13.533	85.688	1	1	0
GPSBK	50	James BRESLIN	Kawasaki	5:19.536	1:22.129	83.383	2	2	0
GPSBK	31	John TATTERSALL	Suzuki	5:21.356	1:23.949	82.911	1	2	0
GPSBK	15	Mark PARRETT	Yamaha - Ripley Land	5:29.719	1:32.312	80.808	2	2	0
GPSBK	28	John CRELLIN	Suzuki	5:30.588	1:33.181	80.596	2	2	0
GPSBK	26	Stephen THOMPSON	Yamaha - AIM Racing	5:47.124	1:49.717	76.756	2	3	0
GPSBK	89	Alan CONNOR	Suzuki - Dunshaughlin RRSC	6:03.544	2:06.137	73.290	1	1	0
GPSBK	7	Ian LOUGHER	Honda - Stobart Motorsport	6:47.184	2:49.777	65.435	1	1	0
GPSBK	4	John McGUINNESS	Honda - HM Plant Honda	6:56.481	2:59.074	63.974	1	1	0
GPSBK	17	James McBRIDE	Yamaha - MTA / Leyford Construction	6:58.300	3:00.893	63.696	1	1	0
GPSBK	14	Paul HUNT	Yamaha - Sloppy Racing	7:06.150	3:08.743	62.522	1	1	0
GPSBK	20	Denver ROBB	Suzuki - Mar-Train Racing	7:14.830	3:17.423	61.274	1	1	0
GPSBK	42	Graham OAKLAND	Yamaha - DF Racing	8:07.820	4:10.413	54.618	1	1	0
GPSBK	90	Craig ATKINSON	Honda - VRS Racing	8:37.855	4:40.448	51.451	1	1	0
GPSBK	33	Liam QUINN	Yamaha - Team Racing	9:09.011	5:11.604	48.531	1	1	0
GPSBK	71	Davy MORGAN	Honda - Investasure Financial Services	9:32.651	5:35.244	46.527	1	1	0
GPSBK	30	Kevin STROWGER	Suzuki - Mistral Racing Ltd	9:58.896	6:01.489	44.488	1	1	0
GPSBK	68	Paul OWEN	Kawasaki - Team #98	10:16.366	6:18.959	43.227	1	1	0
GPSBK	48	Paul DUCKETT	Kawasaki - Wilson & Collins	10:51.486	6:54.079	40.897	1	2	0
GPSBK	21	Les SHAND	Honda - Barron Transport Services	11:59.230	8:01.823	37.045	1	2	0
GPSBK	23	Michael DUNLOP	Yamaha - D & M Racing	12:56.772	8:59.365	34.301	1	2	0
GPSBK	49	Noel HUDSON	Kawasaki - AJS	33:57.209	29:59.802	13.079	1	1	0
GPSBK	32	Paul CRANSTON	Honda - P&J	34:49.642	30:52.235	12.750	1	1	0

These Results are provisional and are subject to ratification by the Stewards of the Meeting.

Track	<b>Dundrod</b>	Signed	Organising Club	<b>Dundrod &amp; District MCC</b>
Length(miles)	<b>7.4011</b>	 Chief Timekeeper	Qualifying Started	<b>10:54:37.779</b>
Weather	<b>Cloudy</b>		Issued At:	12:26:16
Track	<b>Dry</b>			



# Ulster Grand Prix Bike Week

## SUPERBIKE

### UGP Qualifying Session Two

Thursday, 16 August 2007

## DETAILED RESULT

UGP Superbike Qualifying Session One



### Qualifying Classification

Position

#### **1** 10 Conor CUMMINS

GPSBK Behind

Best Time **3:57.707** Best Speed **112.087** On **5** Gp **a**

Lap	Elapsed Time	Lap Time	Lap Speed
1	4:30.099	4:30.099	97.032
2	21:04.492	16:34.393	26.794
3	25:14.687	4:10.195	106.493
4	29:19.877	4:05.190	108.667
5	33:17.584	3:57.707	112.087

#### **2** 2 Adrian ARCHIBALD

GPSBK Behind **0.641**

Best Time **3:58.348** Best Speed **111.786** On **5** Gp **a**

Lap	Elapsed Time	Lap Time	Lap Speed
1	5:13.414	5:13.414	83.622
2	10:34.630	5:21.216	82.947
3	24:14.832	13:40.202	32.485
4	28:18.475	4:03.643	109.357
5	32:16.823	3:58.348	111.786

#### **3** 36 Michael PEARSON

GPSBK Behind **2.237**

Best Time **3:59.944** Best Speed **111.042** On **7** Gp **a**

Lap	Elapsed Time	Lap Time	Lap Speed
1	5:13.801	5:13.801	83.519
2	10:30.801	5:17.000	84.050
3	16:58.589	6:27.788	68.708
4	21:19.627	4:21.038	102.069
5	25:25.802	4:06.175	108.232
6	29:27.460	4:01.658	110.255
7	33:27.404	3:59.944	111.042

#### **4** 45 Martin FINNEGAN

GPSBK Behind **5.353**

Best Time **4:03.060** Best Speed **109.619** On **5** Gp **a**

Lap	Elapsed Time	Lap Time	Lap Speed
1	5:42.106	5:42.106	76.609
2	20:48.553	15:06.447	29.394
3	25:04.472	4:15.919	104.111
4	29:14.047	4:09.575	106.757
5	33:17.107	4:03.060	109.619

UGP Superbike Qualifying Session One

### Qualifying Classification

Position

#### **5** 27 Adrian McFARLAND

GPSBK Behind **5.394**

Best Time **4:03.101** Best Speed **109.600** On **3** Gp **a**

Lap	Elapsed Time	Lap Time	Lap Speed
1	24:49.523	24:49.523	17.595
2	28:59.208	4:09.685	106.710
3	33:02.309	4:03.101	109.600

#### **6** 77 Ryan FARQUHAR

GPSBK Behind **7.669**

Best Time **4:05.376** Best Speed **108.584** On **5** Gp **a**

Lap	Elapsed Time	Lap Time	Lap Speed
1	4:48.263	4:48.263	90.918
2	9:35.931	4:47.668	92.621
3	23:26.197	13:50.266	32.091
4	27:36.153	4:09.956	106.595
5	31:41.529	4:05.376	108.584

#### **7** 1 Guy MARTIN

GPSBK Behind **15.298**

Best Time **4:13.005** Best Speed **105.310** On **4** Gp **a**

Lap	Elapsed Time	Lap Time	Lap Speed
1	6:54.834	6:54.834	63.178
2	16:52.096	9:57.262	44.610
3	21:10.581	4:18.485	103.077
4	25:23.586	4:13.005	105.310

#### **8** 22 Mark BUCKLEY

GPSBK Behind **22.289**

Best Time **4:19.996** Best Speed **102.478** On **5** Gp **a**

Lap	Elapsed Time	Lap Time	Lap Speed
1	4:36.747	4:36.747	94.702
2	8:57.226	4:20.479	102.288
3	13:52.344	4:55.118	90.282
4	27:50.018	13:57.674	31.807
5	32:10.014	4:19.996	102.478



# Ulster Grand Prix Bike Week

## SUPERBIKE

### UGP Qualifying Session Two

Thursday, 16 August 2007

## DETAILED RESULT

UGP Superbike Qualifying Session One



### Qualifying Classification

Position

#### 9 16 John BURROWS

GPSBK Behind 23.006

Best Time 4:20.713 Best Speed 102.197 On 6 Gp a

Lap	Elapsed Time	Lap Time	Lap Speed
1	4:30.672	4:30.672	96.827
2	9:39.070	5:08.398	86.395
3	21:15.729	11:36.659	38.245
4	25:43.892	4:28.163	99.357
5	30:06.778	4:22.886	101.352
6	34:27.491	4:20.713	102.197

#### 10 43 Fabrice MIGUET

GPSBK Behind 23.097

Best Time 4:20.804 Best Speed 102.161 On 5 Gp a

Lap	Elapsed Time	Lap Time	Lap Speed
1	8:44.974	8:44.974	49.923
2	18:23.295	9:38.321	46.071
3	22:50.095	4:26.800	99.865
4	27:14.319	4:24.224	100.839
5	31:35.123	4:20.804	102.161

### Non Qualifiers

Position

#### 5 Bruce ANSTEY

GPSBK Behind

Best Time 3:57.407 Best Speed 112.229 On 3 Gp a

Lap	Elapsed Time	Lap Time	Lap Speed
1	8:33.840	8:33.840	51.005
2	29:20.925	20:47.085	21.365
3	33:18.332	3:57.407	112.229

#### 39 James REDPATH

GPSBK Behind 16.436

Best Time 4:13.843 Best Speed 104.962 On 4 Gp a

Lap	Elapsed Time	Lap Time	Lap Speed
1	5:16.618	5:16.618	82.776
2	10:05.957	4:49.339	92.086
3	29:21.056	19:15.099	23.066
4	33:34.899	4:13.843	104.962

UGP Superbike Qualifying Session One

### Non Qualifiers

Position

#### 86 Cameron DONALD

GPSBK Behind 18.595

Best Time 4:16.002 Best Speed 104.077 On 1 Gp a

Lap	Elapsed Time	Lap Time	Lap Speed
1	4:16.002	4:16.002	102.376
2	9:20.001	5:03.999	87.645
3	25:46.043	16:26.042	27.021

#### 70 Victor GILMORE

GPSBK Behind 28.354

Best Time 4:25.761 Best Speed 100.255 On 2 Gp a

Lap	Elapsed Time	Lap Time	Lap Speed
1	25:55.954	25:55.954	16.844
2	30:21.715	4:25.761	100.255

#### 6 William DUNLOP

GPSBK Behind 28.539

Best Time 4:25.946 Best Speed 100.186 On 3 Gp a

Lap	Elapsed Time	Lap Time	Lap Speed
1	7:12.848	7:12.848	60.549
2	25:23.642	18:10.794	24.426
3	29:49.588	4:25.946	100.186

#### 9 Keith AMOR

GPSBK Behind 31.257

Best Time 4:28.664 Best Speed 99.172 On 1 Gp a

Lap	Elapsed Time	Lap Time	Lap Speed
1	4:28.664	4:28.664	97.551
2	9:51.779	5:23.115	82.460

#### 72 Stephen McILVENNA

GPSBK Behind 34.658

Best Time 4:32.065 Best Speed 97.932 On 4 Gp a

Lap	Elapsed Time	Lap Time	Lap Speed
1	5:44.069	5:44.069	76.172
2	11:05.317	5:21.248	82.939
3	26:56.971	15:51.654	27.998
4	31:29.036	4:32.065	97.932

# Ulster Grand Prix Bike Week

## SUPERBIKE

### UGP Qualifying Session Two

Thursday, 16 August 2007

## DETAILED RESULT

UGP Superbike Qualifying Session One



### Non Qualifiers

Position

#### 29 Richard EGLIN

GPSBK Behind **44.254**  
Best Time **4:41.661** Best Speed **94.596** On **1** Gp **a**

Lap	Elapsed Time	Lap Time	Lap Speed
1	4:41.661	4:41.661	93.049
2	9:45.606	5:03.945	87.660

#### 47 Daniel JANSEN

GPSBK Behind **45.782**  
Best Time **4:43.189** Best Speed **94.085** On **4** Gp **a**

Lap	Elapsed Time	Lap Time	Lap Speed
1	8:48.563	8:48.563	49.584
2	21:48.480	12:59.917	34.163
3	26:34.255	4:45.775	93.234
4	31:17.444	4:43.189	94.085

#### 41 Darren BURNS

GPSBK Behind **47.141**  
Best Time **4:44.548** Best Speed **93.636** On **1** Gp **a**

Lap	Elapsed Time	Lap Time	Lap Speed
1	4:44.548	4:44.548	92.105
2	9:48.109	5:03.561	87.771

#### 24 Rob IANSON

GPSBK Behind **50.610**  
Best Time **4:48.017** Best Speed **92.508** On **1** Gp **a**

Lap	Elapsed Time	Lap Time	Lap Speed
1	4:48.017	4:48.017	90.996
2	10:14.402	5:26.385	81.634

#### 11 Rob FROST

GPSBK Behind **1:09.924**  
Best Time **5:07.331** Best Speed **86.695** On **1** Gp **a**

Lap	Elapsed Time	Lap Time	Lap Speed
1	5:07.331	5:07.331	85.277
2	10:27.124	5:19.793	83.316
3	27:51.520	17:24.396	25.511
4	34:05.414	6:13.894	71.261

UGP Superbike Qualifying Session One

### Non Qualifiers

Position

#### 69 Dave WOOLAMS

GPSBK Behind **1:12.265**  
Best Time **5:09.672** Best Speed **86.039** On **2** Gp **a**

Lap	Elapsed Time	Lap Time	Lap Speed
1	5:19.179	5:19.179	82.112
2	10:28.851	5:09.672	86.039

#### 59 Gareth ROBERTS

GPSBK Behind **1:13.226**  
Best Time **5:10.633** Best Speed **85.773** On **1** Gp **a**

Lap	Elapsed Time	Lap Time	Lap Speed
1	5:10.633	5:10.633	84.371
2	10:27.494	5:16.861	84.087
3	30:48.766	20:21.272	21.817

#### 8 Ian HUTCHINSON

GPSBK Behind **1:13.533**  
Best Time **5:10.940** Best Speed **85.688** On **1** Gp **a**

Lap	Elapsed Time	Lap Time	Lap Speed
1	5:10.940	5:10.940	84.288

#### 50 James BRESLIN

GPSBK Behind **1:22.129**  
Best Time **5:19.536** Best Speed **83.383** On **2** Gp **a**

Lap	Elapsed Time	Lap Time	Lap Speed
1	5:28.750	5:28.750	79.721
2	10:48.286	5:19.536	83.383

#### 31 John TATTERSALL

GPSBK Behind **1:23.949**  
Best Time **5:21.356** Best Speed **82.911** On **1** Gp **a**

Lap	Elapsed Time	Lap Time	Lap Speed
1	5:21.356	5:21.356	81.556
2	10:53.414	5:32.058	80.239

#### 15 Mark PARRETT

GPSBK Behind **1:32.312**  
Best Time **5:29.719** Best Speed **80.808** On **2** Gp **a**

Lap	Elapsed Time	Lap Time	Lap Speed
1	6:48.570	6:48.570	64.147
2	12:18.289	5:29.719	80.808

# Ulster Grand Prix Bike Week

## SUPERBIKE

### UGP Qualifying Session Two

Thursday, 16 August 2007

## DETAILED RESULT

### UGP Superbike Qualifying Session One



#### Non Qualifiers

Position

#### 28 John CRELLIN

GPSBK Behind **1:33.181**  
Best Time **5:30.588** Best Speed **80.596** On **2** Gp **a**

Lap	Elapsed Time	Lap Time	Lap Speed
1	6:09.571	6:09.571	70.916
2	11:40.159	5:30.588	80.596

#### 26 Stephen THOMPSON

GPSBK Behind **1:49.717**  
Best Time **5:47.124** Best Speed **76.756** On **2** Gp **a**

Lap	Elapsed Time	Lap Time	Lap Speed
1	5:54.246	5:54.246	73.984
2	11:41.370	5:47.124	76.756
3	25:38.161	13:56.791	31.841

#### 89 Alan CONNOR

GPSBK Behind **2:06.137**  
Best Time **6:03.544** Best Speed **73.290** On **1** Gp **a**

Lap	Elapsed Time	Lap Time	Lap Speed
1	6:03.544	6:03.544	72.091

#### 7 Ian LOUGHER

GPSBK Behind **2:49.777**  
Best Time **6:47.184** Best Speed **65.435** On **1** Gp **a**

Lap	Elapsed Time	Lap Time	Lap Speed
1	6:47.184	6:47.184	64.365

#### 4 John McGUINNESS

GPSBK Behind **2:59.074**  
Best Time **6:56.481** Best Speed **63.974** On **1** Gp **a**

Lap	Elapsed Time	Lap Time	Lap Speed
1	6:56.481	6:56.481	62.928

#### 17 James McBRIDE

GPSBK Behind **3:00.893**  
Best Time **6:58.300** Best Speed **63.696** On **1** Gp **a**

Lap	Elapsed Time	Lap Time	Lap Speed
1	6:58.300	6:58.300	62.654

### UGP Superbike Qualifying Session One

#### Non Qualifiers

Position

#### 14 Paul HUNT

GPSBK Behind **3:08.743**  
Best Time **7:06.150** Best Speed **62.522** On **1** Gp **a**

Lap	Elapsed Time	Lap Time	Lap Speed
1	7:06.150	7:06.150	61.500

#### 20 Denver ROBB

GPSBK Behind **3:17.423**  
Best Time **7:14.830** Best Speed **61.274** On **1** Gp **a**

Lap	Elapsed Time	Lap Time	Lap Speed
1	7:14.830	7:14.830	60.273

#### 42 Graham OAKLAND

GPSBK Behind **4:10.413**  
Best Time **8:07.820** Best Speed **54.618** On **1** Gp **a**

Lap	Elapsed Time	Lap Time	Lap Speed
1	8:07.820	8:07.820	53.725

#### 90 Craig ATKINSON

GPSBK Behind **4:40.448**  
Best Time **8:37.855** Best Speed **51.451** On **1** Gp **a**

Lap	Elapsed Time	Lap Time	Lap Speed
1	8:37.855	8:37.855	50.609

#### 33 Liam QUINN

GPSBK Behind **5:11.604**  
Best Time **9:09.011** Best Speed **48.531** On **1** Gp **a**

Lap	Elapsed Time	Lap Time	Lap Speed
1	9:09.011	9:09.011	47.737

#### 71 Davy MORGAN

GPSBK Behind **5:35.244**  
Best Time **9:32.651** Best Speed **46.527** On **1** Gp **a**

Lap	Elapsed Time	Lap Time	Lap Speed
1	9:32.651	9:32.651	45.767

#### 30 Kevin STROWGER

GPSBK Behind **6:01.489**  
Best Time **9:58.896** Best Speed **44.488** On **1** Gp **a**

Lap	Elapsed Time	Lap Time	Lap Speed
1	9:58.896	9:58.896	43.761

# Ulster Grand Prix Bike Week

## SUPERBIKE

### UGP Qualifying Session Two

Thursday, 16 August 2007

## DETAILED RESULT

UGP Superbike Qualifying Session One



### Non Qualifiers

Position

#### 68 Paul OWEN

GPSBK Behind **6:18.959**

Best Time **10:16.366** Best Speed **43.227** On 1 Gp a

Lap	Elapsed Time	Lap Time	Lap Speed
1	10:16.366	10:16.366	42.521

#### 48 Paul DUCKETT

GPSBK Behind **6:54.079**

Best Time **10:51.486** Best Speed **40.897** On 1 Gp a

Lap	Elapsed Time	Lap Time	Lap Speed
1	10:51.486	10:51.486	40.229
2	34:57.809	24:06.323	18.422

#### 21 Les SHAND

GPSBK Behind **8:01.823**

Best Time **11:59.230** Best Speed **37.045** On 1 Gp a

Lap	Elapsed Time	Lap Time	Lap Speed
1	11:59.230	11:59.230	36.439
2	32:17.448	20:18.218	21.871

#### 23 Michael DUNLOP

GPSBK Behind **8:59.365**

Best Time **12:56.772** Best Speed **34.301** On 1 Gp a

Lap	Elapsed Time	Lap Time	Lap Speed
1	12:56.772	12:56.772	33.740
2	37:11.870	24:15.098	18.311

#### 49 Noel HUDSON

GPSBK Behind **29:59.802**

Best Time **33:57.209** Best Speed **13.079** On 1 Gp a

Lap	Elapsed Time	Lap Time	Lap Speed
1	33:57.209	33:57.209	12.865

#### 32 Paul CRANSTON

GPSBK Behind **30:52.235**

Best Time **34:49.642** Best Speed **12.750** On 1 Gp a

Lap	Elapsed Time	Lap Time	Lap Speed
1	34:49.642	34:49.642	12.542

Speed TrapUlster Grand Prix Superbikes (Thu) Practice

<u>No.</u>	<u>Name</u>	<u>Lap 1</u>	<u>Lap 2</u>	<u>Lap 3</u>	<u>Lap 4</u>
1	Guy MARTIN	148	176	175	
2	Adrian ARCHIBALD		137	174	175
6	William DUNLOP		151	172	
7	Ian LOUGHER			167	
9	Keith AMOR	176			
10	Conor CUMMINS		172	172	172
16	John BURROWS	167		167	
22	Mark BUCKLEY	158		166	164
23	Michael DUNLOP	133			
27	Adrian McFARLAND			173	173
29	Richard ELGIN	173			
32	Paul CRANSTON	170			
35	Tim POOLE		163		
37	Stefano BONETTI	143			
43	Fabrice MIGUET		160	163	
45	Martin FINNEGAN	152			169
48	Paul DUCKETT	171			158
68	Paul OWEN	149			
70	Victor GILMORE		125		
72	Stephen McILVENNA			123	
77	Ryan FARQUHAR		145	178	
86	Cameron DONALD	180			



Ulster Grand Prix Bike Week



**SUPERBIKE**

**Superbike Combined Qualifying**

**Saturday, 18 August 2007**


-----Best Time / Qual Laps-----

Pos	Class	No	Name	Session A		Session B		Overall Best Time / Speed / Total Qual Laps		
				Time	Laps	Time	Laps	Time	Speed	Laps
<b>Qualifying Classification</b>										
1	GPSBK	8	Ian HUTCHINSON	3:28.957	4	5:10.940	0	<b>3:28.957</b>	<b>127.509</b>	4
2	GPSBK	1	Guy MARTIN	3:30.902	1	4:13.005	2	<b>3:30.902</b>	<b>126.333</b>	3
3	GPSBK	9	Keith AMOR	3:31.805	7	4:28.664	1	<b>3:31.805</b>	<b>125.795</b>	8
4	GPSBK	2	Adrian ARCHIBALD	3:32.644	3	3:58.348	2	<b>3:32.644</b>	<b>125.298</b>	5
5	GPSBK	4	John McGUINNESS	3:34.176	3	6:56.481	0	<b>3:34.176</b>	<b>124.402</b>	3
6	GPSBK	17	James McBRIDE	3:34.359	6	6:58.300	0	<b>3:34.359</b>	<b>124.296</b>	6
7	GPSBK	5	Bruce ANSTEY	3:34.647	4	3:57.407	1	<b>3:34.647</b>	<b>124.129</b>	5
8	GPSBK	7	Ian LOUGHER	3:36.406	2	6:47.184	0	<b>3:36.406</b>	<b>123.120</b>	2
9	GPSBK	6	William DUNLOP	3:36.710	2	4:25.946	1	<b>3:36.710</b>	<b>122.948</b>	3
10	GPSBK	10	Conor CUMMINS	3:36.825	4	3:57.707	4	<b>3:36.825</b>	<b>122.882</b>	8
11	GPSBK	26	Stephen THOMPSON	3:37.663	2	5:47.124	0	<b>3:37.663</b>	<b>122.409</b>	2
12	GPSBK	45	Martin FINNEGAN	3:38.007	3	4:03.060	3	<b>3:38.007</b>	<b>122.216</b>	6
13	GPSBK	14	Paul HUNT	3:38.977	6	7:06.150	0	<b>3:38.977</b>	<b>121.675</b>	6
14	GPSBK	22	Mark BUCKLEY	3:40.272	5	4:19.996	3	<b>3:40.272</b>	<b>120.959</b>	8
15	GPSBK	32	Paul CRANSTON	3:40.356	4	34:49.642	0	<b>3:40.356</b>	<b>120.913</b>	4
16	GPSBK	36	Michael PEARSON	3:41.382	4	3:59.944	4	<b>3:41.382</b>	<b>120.353</b>	8
17	GPSBK	39	James REDPATH	3:41.601	3	4:13.843	1	<b>3:41.601</b>	<b>120.234</b>	4
18	GPSBK	71	Davy MORGAN	3:42.792	2	9:32.651	0	<b>3:42.792</b>	<b>119.591</b>	2
19	GPSBK	21	Les SHAND	3:43.400	2	11:59.230	0	<b>3:43.400</b>	<b>119.266</b>	2
20	GPSBK	19	Gary JOHNSON	3:43.814	2	-----		<b>3:43.814</b>	<b>119.045</b>	2
21	GPSBK	41	Darren BURNS	3:43.818	4	4:44.548	0	<b>3:43.818</b>	<b>119.043</b>	4
22	GPSBK	70	Victor GILMORE	3:44.165	5	4:25.761	1	<b>3:44.165</b>	<b>118.859</b>	6
23	GPSBK	23	Michael DUNLOP	3:44.236	4	12:56.772	0	<b>3:44.236</b>	<b>118.821</b>	4
24	GPSBK	68	Paul OWEN	3:45.346	2	10:16.366	0	<b>3:45.346</b>	<b>118.236</b>	2
25	GPSBK	86	Cameron DONALD	3:46.396	3	4:16.002	1	<b>3:46.396</b>	<b>117.687</b>	4
26	GPSBK	33	Liam QUINN	3:47.629	2	9:09.011	0	<b>3:47.629</b>	<b>117.050</b>	2
27	GPSBK	40	Paul SHOESMITH	3:48.586	7	-----		<b>3:48.586</b>	<b>116.560</b>	7
28	GPSBK	24	Rob IANSON	3:49.115	3	4:48.017	0	<b>3:49.115</b>	<b>116.291</b>	3
29	GPSBK	43	Fabrice MIGUET	3:50.156	3	4:20.804	3	<b>3:50.156</b>	<b>115.765</b>	6
30	GPSBK	89	Alan CONNOR	3:53.313	4	6:03.544	0	<b>3:53.313</b>	<b>114.198</b>	4
31	GPSBK	30	Kevin STROWGER	3:54.566	5	9:58.896	0	<b>3:54.566</b>	<b>113.588</b>	5
32	GPSBK	20	Denver ROBB	3:55.024	2	7:14.830	0	<b>3:55.024</b>	<b>113.367</b>	2
33	GPSBK	49	Noel HUDSON	3:55.325	2	33:57.209	0	<b>3:55.325</b>	<b>113.222</b>	2
34	GPSBK	69	Dave WOOLAMS	3:55.694	2	5:09.672	0	<b>3:55.694</b>	<b>113.045</b>	2
35	GPSBK	50	James BRESLIN	3:56.523	2	5:19.536	0	<b>3:56.523</b>	<b>112.648</b>	2
36	GPSBK	72	Stephen McILVENNA	3:56.635	2	4:32.065	1	<b>3:56.635</b>	<b>112.595</b>	3
37	GPSBK	90	Craig ATKINSON	3:57.781	6	8:37.855	0	<b>3:57.781</b>	<b>112.053</b>	6
38	GPSBK	29	Richard EGLIN	3:58.251	2	4:41.661	1	<b>3:58.251</b>	<b>111.831</b>	3
39	GPSBK	28	John CRELLIN	4:01.296	2	5:30.588	0	<b>4:01.296</b>	<b>110.420</b>	2
40	GPSBK	59	Gareth ROBERTS	4:01.928	2	5:10.633	0	<b>4:01.928</b>	<b>110.132</b>	2
41	GPSBK	27	Adrian McFARLAND	-----		4:03.101	2	<b>4:03.101</b>	<b>109.600</b>	2
42	GPSBK	31	John TATTERSALL	4:03.856	2	5:21.356	0	<b>4:03.856</b>	<b>109.261</b>	2
43	GPSBK	48	Paul DUCKETT	4:04.122	2	10:51.486	0	<b>4:04.122</b>	<b>109.142</b>	2
44	GPSBK	77	Ryan FARQUHAR	-----		4:05.376	2	<b>4:05.376</b>	<b>108.584</b>	2
45	GPSBK	16	John BURROWS	7:54.441	0	4:20.713	4	<b>4:20.713</b>	<b>102.197</b>	4

**Non Qualifiers**

GPSBK	38	Eric WILSON	4:12.976	0	-----				0
GPSBK	15	Mark PARRETT	-----		5:29.719	0			0
GPSBK	42	Graham OAKLAND	4:46.033	0	8:07.820	0			0
GPSBK	47	Daniel JANSEN	-----		4:43.189	0			0

These Results are provisional and are subject to ratification by the Stewards of the Meeting.

Track	Dundrod	Signed	Organising Club	Dundrod & District MCC
Length(miles)	7.4011 Lap 1 (7.2801)	 Chief Timekeeper		
Weather		Issued At:		
Track				





**SUPERBIKE**


**Superbike Combined Qualifying**

**Saturday, 18 August 2007**

Non Qualifiers

GPSBK	11	Rob FROST	-----		5:07.331	0	<b>0</b>
GPSBK	34	Dwyer AGNEW	5:30.002	0	-----		<b>0</b>

These Results are provisional and are subject to ratification by the Stewards of the Meeting.

Track	<b>Dundrod</b>	Signed		Organising Club	<b>Dundrod &amp; District MCC</b>
Length(miles)	<b>7.4011</b> Lap 1 (7.2801)		Chief Timekeeper		
Weather		Issued At:			
Track					

MCUI  
Ulster Centre  
Timing  
www.mcui-uc.org.uk



**2&4**  
WHEEL MOTORSPORT  
STEERING GROUP LTD.

**X<sup>®</sup>nitec**  
SOLUTIONS

