



POWERED BY  
**BELFAST TELEGRAPH**

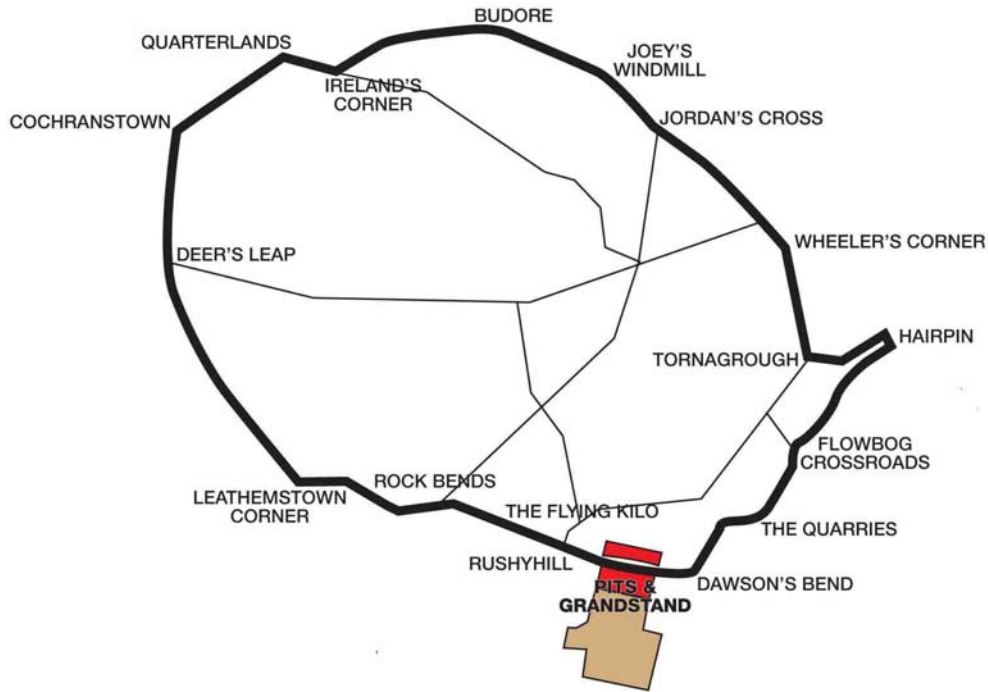
**ULSTER GRAND PRIX BIKE WEEK**  
**15<sup>th</sup> – 18<sup>th</sup> AUGUST 2007**

promoted by  
**Dundrod & District Motorcycle Club**  
[www.ulstergrandprix.co.uk](http://www.ulstergrandprix.co.uk)



# The Dundrod Circuit

7.401 miles



## LAP RECORDS

Class	Name	Machine	m s	mph	Year
125cc	Gary Dynes	Honda	3 56.89	112.474	1999
250cc	Darran Lindsay	Honda	3 38.634	121.866	2006
Lightweight Supersport	Jason Griffiths	Yamaha	3 58.43	111.748	2003
Supersport 600	Ian Hutchinson	Kawasaki	3 32.414	125.434	2006
Superstock	Bruce Anstey (NZ)	Suzuki	3 28.23	127.955	2003
Superbike	John McGuinness	Honda	3 22.282	131.717	2007
Challenge 1000cc	Keith Amor	Suzuki	3 32.175	125.575	2006
National 750cc	Conor Cummins	Yamaha 600	3 41.921	120.061	2006

# Ulster Grand Prix Bike Week

## SUPERSPORT 600

### UGP Qualifying Session One

Wednesday, 15 August 2007




Qualifying Time **4:18.695** Qualifying Speed **102.994**

Pos	Class	No	Name	Machine / Sponsor	Time	Best Lap Behind	Speed On	Total Laps	Qualifying Laps
<b>Qualifying Classification</b>									
1	GPSSP	5	Bruce ANSTEY	Suzuki - Relentless Suzuki by TAS Racing	3:37.057		122.751	5	6
2	GPSSP	4	John McGUINNESS	Honda - Padgett's of Batley	3:39.071	2.014	121.622	5	6
3	GPSSP	9	Keith AMOR	Yamaha - AIM Racing	3:39.471	2.414	121.401	6	7
4	GPSSP	8	Ian HUTCHINSON	Honda - HM Plant Honda	3:40.384	3.327	120.898	6	7
5	GPSSP	10	Conor CUMMINS	Yamaha - JMF Team Millsport Racing	3:41.279	4.222	120.409	5	6
6	GPSSP	1	Guy MARTIN	Honda - Hydrex Honda	3:42.085	5.028	119.972	6	6
7	GPSSP	2	Adrian ARCHIBALD	Suzuki - Relentless Suzuki by TAS Racing	3:42.875	5.818	119.547	6	6
8	GPSSP	27	Adrian McFARLAND	Yamaha - Team Hardship Racing	3:43.855	6.798	119.023	4	6
9	GPSSP	86	Cameron DONALD	Honda - Wilson Craig/Uel Duncan	3:44.076	7.019	118.906	4	6
10	GPSSP	15	Mark PARRETT	Yamaha - Vixen Racing	3:45.651	8.594	118.076	5	6
11	GPSSP	77	Ryan FARQUHAR	Kawasaki - Kenny Harker Racing	3:46.027	8.970	117.880	3	5
12	GPSSP	6	William DUNLOP	Kawasaki - P J Flynn	3:46.162	9.105	117.809	4	6
13	GPSSP	45	Martin FINNEGAN	Honda - Round Tower Racing	3:46.863	9.806	117.445	6	7
14	GPSSP	17	James McBRIDE	Yamaha - MTA / Leyford Construction	3:46.909	9.852	117.421	5	6
15	GPSSP	39	James REDPATH	Yamaha - R&R Kitchens	3:47.186	10.129	117.278	5	6
16	GPSSP	11	Rob FROST	Yamaha - JMF Team Millsport Racing	3:49.225	12.168	116.235	5	6
17	GPSSP	41	Darren BURNS	Yamaha - McKinstry Skip Hire	3:51.369	14.312	115.158	4	7
18	GPSSP	70	Victor GILMORE	Yamaha - T Lindsay Racing	3:51.919	14.862	114.885	3	5
19	GPSSP	22	Mark BUCKLEY	Triumph 675 - RLR Motorsports	3:53.299	16.242	114.205	4	5
20	GPSSP	21	Les SHAND	Yamaha - McKinstry Skip Hire	3:53.381	16.324	114.165	5	6
21	GPSSP	28	David MULLIGAN	Yamaha	3:53.801	16.744	113.960	5	7
22	GPSSP	32	Paul CRANSTON	Honda - P&J	3:53.885	16.828	113.919	5	5
23	GPSSP	16	John BURROWS	Honda - HM Sports Motorhomes	3:54.032	16.975	113.848	6	7
24	GPSSP	30	Dennis BOOTH	Yamaha	3:54.161	17.104	113.785	5	6
25	GPSSP	71	Davy MORGAN	Honda - AutoTech	3:54.284	17.227	113.725	4	5
26	GPSSP	34	Dwyer AGNEW	Yamaha - Solitude Motors	3:56.709	19.652	112.560	5	6
27	GPSSP	40	Paul SHOESMITH	Yamaha - Speedfreak Race Team	3:57.667	20.610	112.106	4	4
28	GPSSP	50	James BRESLIN	Kawasaki	3:58.175	21.118	111.867	3	6
29	GPSSP	69	Dave WOOLAMS	Kawasaki - Anglo Irish Racing	3:58.353	21.296	111.784	5	6
30	GPSSP	65	Geoff DOWNEY	Honda	3:59.225	22.168	111.376	5	6
31	GPSSP	20	Denver ROBB	Suzuki - Mar-Train Racing	3:59.807	22.750	111.106	5	6
32	GPSSP	84	Barry DAVIDSON	Honda - Maine Road Racing Club	3:59.964	22.907	111.033	5	6
33	GPSSP	31	Wayne KENNEDY	Suzuki - Rainbow Amusements	4:03.470	26.413	109.434	5	6
34	GPSSP	33	Liam QUINN	Yamaha - Team Racing	4:03.902	26.845	109.240	2	3
35	GPSSP	29	Johnny McCAY	Yamaha	4:04.017	26.960	109.189	5	6
36	GPSSP	48	Gareth COSTELLO	Yamaha	4:04.719	27.662	108.876	5	6
37	GPSSP	89	Alan CONNOR	Suzuki - Connor Racing	4:05.157	28.100	108.681	5	5
38	GPSSP	130	Kevin STROWGER	Honda - Mistral Racing Ltd.	4:06.261	29.204	108.194	4	5
39	GPSSP	90	Craig ATKINSON	Honda - VRS Racing	4:07.272	30.215	107.752	5	5
40	GPSSP	79	Andrew COURTNEY	Kawasaki - Team Hardship Racing	4:11.020	33.963	106.143	5	6
41	GPSSP	38	John RAESIDE	Suzuki	4:11.582	34.525	105.906	5	6

### Non Qualifiers

GPSSP	72	Stephen McILVENNA	Honda	4:06.453	29.396	108.110	2	2	<b>1</b>
GPSSP	58	Eric WILSON	Yamaha	4:19.015	41.958	102.866	4	5	<b>0</b>
GPSSP	42	Graham OAKLAND	Yamaha - DF Racing	4:26.834	49.777	99.852	4	5	<b>0</b>
GPSSP	7	Ian LOUGHER	Honda - Blackhorse Motorcycle Finance	6:15.884	2:38.827	70.883	1	2	<b>0</b>

These Results are provisional and are subject to ratification by the Stewards of the Meeting.

Track	<b>Dundrod</b>	Signed		Organising Club	<b>Dundrod &amp; District MCC</b>
Length(miles)	<b>7.4011</b>	Lap 1 (7.2801)	Chief Timekeeper	Qualifying Started	<b>17:21:52.880</b>
Weather	<b>Cloudy</b>	Issued At:	17:53:37		
Track	<b>Dry</b>				

# Ulster Grand Prix Bike Week

## SUPERSPORT 600

### UGP Qualifying Session One

Wednesday, 15 August 2007

## DETAILED RESULT



### Qualifying Classification

Position

#### **1** 5 Bruce ANSTEY

GPSSP Behind

Best Time **3:37.057** Best Speed **122.751** On **5** Gp **a**

Lap	Elapsed Time	Lap Time	Lap Speed
1	6:56.176	6:56.176	62.974
2	10:42.900	3:46.724	117.517
3	14:25.371	3:42.471	119.764
4	18:08.599	3:43.228	119.358
5	21:45.656	3:37.057	122.751
6	25:30.644	3:44.988	118.424

#### **2** 4 John McGUINNESS

GPSSP Behind **2.014**

Best Time **3:39.071** Best Speed **121.622** On **5** Gp **a**

Lap	Elapsed Time	Lap Time	Lap Speed
1	5:07.643	5:07.643	85.191
2	9:00.089	3:52.446	114.624
3	12:52.650	3:52.561	114.568
4	16:39.171	3:46.521	117.622
5	20:18.242	3:39.071	121.622
6	24:03.486	3:45.244	118.289

#### **3** 9 Keith AMOR

GPSSP Behind **2.414**

Best Time **3:39.471** Best Speed **121.401** On **6** Gp **a**

Lap	Elapsed Time	Lap Time	Lap Speed
1	5:14.150	5:14.150	83.426
2	9:00.831	3:46.681	117.539
3	12:47.546	3:46.715	117.522
4	16:29.632	3:42.086	119.971
5	20:09.188	3:39.556	121.354
6	23:48.659	3:39.471	121.401
7	28:15.126	4:26.467	99.990

#### **4** 8 Ian HUTCHINSON

GPSSP Behind **3.327**

Best Time **3:40.384** Best Speed **120.898** On **6** Gp **a**

Lap	Elapsed Time	Lap Time	Lap Speed
1	5:29.446	5:29.446	79.553
2	9:16.914	3:47.468	117.133
3	13:02.588	3:45.674	118.064
4	16:45.608	3:43.020	119.469
5	20:27.342	3:41.734	120.162
6	24:07.726	3:40.384	120.898
7	28:58.694	4:50.968	91.570

### Qualifying Classification

Position

#### **5** 10 Conor CUMMINS

GPSSP Behind **4.222**

Best Time **3:41.279** Best Speed **120.409** On **5** Gp **a**

Lap	Elapsed Time	Lap Time	Lap Speed
1	4:56.119	4:56.119	88.506
2	8:49.483	3:53.364	114.173
3	14:22.529	5:33.046	80.001
4	18:09.518	3:46.989	117.380
5	21:50.797	3:41.279	120.409
6	25:37.727	3:46.930	117.410

#### **6** 1 Guy MARTIN

GPSSP Behind **5.028**

Best Time **3:42.085** Best Speed **119.972** On **6** Gp **a**

Lap	Elapsed Time	Lap Time	Lap Speed
1	7:05.040	7:05.040	61.661
2	10:53.950	3:48.910	116.395
3	14:41.490	3:47.540	117.096
4	18:27.165	3:45.675	118.063
5	22:11.909	3:44.744	118.552
6	25:53.994	3:42.085	119.972

#### **7** 2 Adrian ARCHIBALD

GPSSP Behind **5.818**

Best Time **3:42.875** Best Speed **119.547** On **6** Gp **a**

Lap	Elapsed Time	Lap Time	Lap Speed
1	7:06.901	7:06.901	61.392
2	10:53.995	3:47.094	117.326
3	14:41.640	3:47.645	117.042
4	18:27.474	3:45.834	117.980
5	22:11.985	3:44.511	118.676
6	25:54.860	3:42.875	119.547

#### **8** 27 Adrian McFARLAND

GPSSP Behind **6.798**

Best Time **3:43.855** Best Speed **119.023** On **4** Gp **a**

Lap	Elapsed Time	Lap Time	Lap Speed
1	4:56.866	4:56.866	88.283
2	8:45.906	3:49.040	116.329
3	12:32.478	3:46.572	117.596
4	16:16.333	3:43.855	119.023
5	20:01.079	3:44.746	118.551
6	23:50.951	3:49.872	115.908

# Ulster Grand Prix Bike Week

## SUPERSPORT 600

### UGP Qualifying Session One

Wednesday, 15 August 2007

## DETAILED RESULT



### Qualifying Classification

Position

#### **9** 86 Cameron DONALD

GPSSP Behind 7.019

Best Time 3:44.076 Best Speed 118.906 On 4 Gp a

Lap	Elapsed Time	Lap Time	Lap Speed
1	4:55.263	4:55.263	88.763
2	8:43.298	3:48.035	116.842
3	12:30.548	3:47.250	117.245
4	16:14.624	3:44.076	118.906
5	20:01.332	3:46.708	117.525
6	23:50.222	3:48.890	116.405

#### **10** 15 Mark PARRETT

GPSSP Behind 8.594

Best Time 3:45.651 Best Speed 118.076 On 5 Gp a

Lap	Elapsed Time	Lap Time	Lap Speed
1	8:11.771	8:11.771	53.294
2	12:05.905	3:54.134	113.798
3	15:57.418	3:51.513	115.086
4	19:44.971	3:47.553	117.089
5	23:30.622	3:45.651	118.076
6	28:30.524	4:59.902	88.842

#### **11** 77 Ryan FARQUHAR

GPSSP Behind 8.970

Best Time 3:46.027 Best Speed 117.880 On 3 Gp a

Lap	Elapsed Time	Lap Time	Lap Speed
1	5:27.251	5:27.251	80.086
2	9:16.441	3:49.190	116.253
3	13:02.468	3:46.027	117.880
4	16:51.751	3:49.283	116.206
5	27:07.997	10:16.246	43.236

#### **12** 6 William DUNLOP

GPSSP Behind 9.105

Best Time 3:46.162 Best Speed 117.809 On 4 Gp a

Lap	Elapsed Time	Lap Time	Lap Speed
1	7:16.576	7:16.576	60.032
2	11:07.447	3:50.871	115.406
3	14:58.551	3:51.104	115.290
4	18:44.713	3:46.162	117.809
5	22:31.114	3:46.401	117.685
6	26:54.507	4:23.393	101.157

### Qualifying Classification

Position

#### **13** 45 Martin FINNEGAN

GPSSP Behind 9.806

Best Time 3:46.863 Best Speed 117.445 On 6 Gp a

Lap	Elapsed Time	Lap Time	Lap Speed
1	5:33.463	5:33.463	78.595
2	9:27.285	3:53.822	113.950
3	13:19.136	3:51.851	114.918
4	17:08.822	3:49.686	116.002
5	20:59.355	3:50.533	115.575
6	24:46.218	3:46.863	117.445
7	30:13.024	5:26.806	81.528

#### **14** 17 James McBRIDE

GPSSP Behind 9.852

Best Time 3:46.909 Best Speed 117.421 On 5 Gp a

Lap	Elapsed Time	Lap Time	Lap Speed
1	4:57.492	4:57.492	88.098
2	8:47.845	3:50.353	115.666
3	12:39.458	3:51.613	115.037
4	16:28.609	3:49.151	116.273
5	20:15.518	3:46.909	117.421
6	24:03.037	3:47.519	117.107

#### **15** 39 James REDPATH

GPSSP Behind 10.129

Best Time 3:47.186 Best Speed 117.278 On 5 Gp a

Lap	Elapsed Time	Lap Time	Lap Speed
1	8:36.316	8:36.316	50.760
2	12:30.372	3:54.056	113.836
3	16:20.345	3:49.973	115.857
4	20:09.089	3:48.744	116.479
5	23:56.275	3:47.186	117.278
6	30:39.720	6:43.445	66.041

#### **16** 11 Rob FROST

GPSSP Behind 12.168

Best Time 3:49.225 Best Speed 116.235 On 5 Gp a

Lap	Elapsed Time	Lap Time	Lap Speed
1	7:19.887	7:19.887	59.580
2	11:30.323	4:10.436	106.390
3	16:54.543	5:24.220	82.179
4	20:47.124	3:52.581	114.558
5	24:36.349	3:49.225	116.235
6	29:10.690	4:34.341	97.120



# Ulster Grand Prix Bike Week

## SUPERSPORT 600

### UGP Qualifying Session One

Wednesday, 15 August 2007

## DETAILED RESULT



### Qualifying Classification

Position

#### 17 41 Darren BURNS

GPSSP Behind 14.312

Best Time 3:51.369 Best Speed 115.158 On 4 Gp a

Lap	Elapsed Time	Lap Time	Lap Speed
1	5:38.933	5:38.933	77.326
2	9:35.493	3:56.560	112.631
3	13:29.527	3:54.034	113.847
4	17:20.896	3:51.369	115.158
5	21:15.945	3:55.049	113.355
6	25:08.577	3:52.632	114.533
7	30:19.689	5:11.112	85.641

#### 18 70 Victor GILMORE

GPSSP Behind 14.862

Best Time 3:51.919 Best Speed 114.885 On 3 Gp a

Lap	Elapsed Time	Lap Time	Lap Speed
1	11:48.834	11:48.834	36.974
2	15:45.599	3:56.765	112.533
3	19:37.518	3:51.919	114.885
4	23:29.713	3:52.195	114.748
5	28:19.180	4:49.467	92.045

#### 19 22 Mark BUCKLEY

GPSSP Behind 16.242

Best Time 3:53.299 Best Speed 114.205 On 4 Gp a

Lap	Elapsed Time	Lap Time	Lap Speed
1	6:23.871	6:23.871	68.274
2	10:20.800	3:56.929	112.455
3	14:18.964	3:58.164	111.872
4	18:12.263	3:53.299	114.205
5	23:16.194	5:03.931	87.665

#### 20 21 Les SHAND

GPSSP Behind 16.324

Best Time 3:53.381 Best Speed 114.165 On 5 Gp a

Lap	Elapsed Time	Lap Time	Lap Speed
1	8:48.879	8:48.879	49.555
2	12:50.426	4:01.547	110.305
3	16:46.927	3:56.501	112.659
4	20:42.812	3:55.885	112.953
5	24:36.193	3:53.381	114.165
6	29:21.358	4:45.165	93.433

### Qualifying Classification

Position

#### 21 28 David MULLIGAN

GPSSP Behind 16.744

Best Time 3:53.801 Best Speed 113.960 On 5 Gp a

Lap	Elapsed Time	Lap Time	Lap Speed
1	5:22.391	5:22.391	81.294
2	9:25.181	4:02.790	109.741
3	13:23.476	3:58.295	111.811
4	17:20.067	3:56.591	112.616
5	21:13.868	3:53.801	113.960
6	25:09.567	3:55.699	113.042
7	30:30.416	5:20.849	83.042

#### 22 32 Paul CRANSTON

GPSSP Behind 16.828

Best Time 3:53.885 Best Speed 113.919 On 5 Gp a

Lap	Elapsed Time	Lap Time	Lap Speed
1	5:40.238	5:40.238	77.029
2	9:42.561	4:02.323	109.952
3	13:40.452	3:57.891	112.001
4	17:36.852	3:56.400	112.707
5	21:30.737	3:53.885	113.919

#### 23 16 John BURROWS

GPSSP Behind 16.975

Best Time 3:54.032 Best Speed 113.848 On 6 Gp a

Lap	Elapsed Time	Lap Time	Lap Speed
1	5:25.286	5:25.286	80.570
2	9:26.020	4:00.734	110.678
3	13:23.987	3:57.967	111.965
4	17:19.652	3:55.665	113.059
5	21:15.800	3:56.148	112.827
6	25:09.832	3:54.032	113.848
7	30:23.579	5:13.747	84.922

#### 24 30 Dennis BOOTH

GPSSP Behind 17.104

Best Time 3:54.161 Best Speed 113.785 On 5 Gp a

Lap	Elapsed Time	Lap Time	Lap Speed
1	6:02.168	6:02.168	72.365
2	10:19.245	4:17.077	103.642
3	14:23.348	4:04.103	109.150
4	18:19.750	3:56.402	112.706
5	22:13.911	3:54.161	113.785
6	27:16.839	5:02.928	87.955

# Ulster Grand Prix Bike Week

## SUPERSPORT 600

### UGP Qualifying Session One

Wednesday, 15 August 2007

## DETAILED RESULT



### Qualifying Classification

Position

#### **25** 71 Davy MORGAN

GPSSP Behind 17.227

Best Time 3:54.284 Best Speed 113.725 On 4 Gp a

Lap	Elapsed Time	Lap Time	Lap Speed
1	5:23.606	5:23.606	80.988
2	9:27.682	4:04.076	109.163
3	13:25.461	3:57.779	112.053
4	17:19.745	3:54.284	113.725
5	21:28.670	4:08.925	107.036

#### **26** 34 Dwyer AGNEW

GPSSP Behind 19.652

Best Time 3:56.709 Best Speed 112.560 On 5 Gp a

Lap	Elapsed Time	Lap Time	Lap Speed
1	5:38.287	5:38.287	77.474
2	9:42.319	4:04.032	109.182
3	13:44.284	4:01.965	110.115
4	17:43.345	3:59.061	111.453
5	21:40.054	3:56.709	112.560
6	25:42.751	4:02.697	109.783

#### **27** 40 Paul SHOESMITH

GPSSP Behind 20.610

Best Time 3:57.667 Best Speed 112.106 On 4 Gp a

Lap	Elapsed Time	Lap Time	Lap Speed
1	9:13.356	9:13.356	47.363
2	13:17.654	4:04.298	109.063
3	17:17.773	4:00.119	110.961
4	21:15.440	3:57.667	112.106

#### **28** 50 James BRESLIN

GPSSP Behind 21.118

Best Time 3:58.175 Best Speed 111.867 On 3 Gp a

Lap	Elapsed Time	Lap Time	Lap Speed
1	5:24.208	5:24.208	80.838
2	9:27.100	4:02.892	109.695
3	13:25.275	3:58.175	111.867
4	17:24.737	3:59.462	111.266
5	21:24.444	3:59.707	111.152
6	25:26.099	4:01.655	110.256

### Qualifying Classification

Position

#### **29** 69 Dave WOOLAMS

GPSSP Behind 21.296

Best Time 3:58.353 Best Speed 111.784 On 5 Gp a

Lap	Elapsed Time	Lap Time	Lap Speed
1	5:39.538	5:39.538	77.188
2	9:44.386	4:04.848	108.818
3	13:47.500	4:03.114	109.595
4	17:47.974	4:00.474	110.798
5	21:46.327	3:58.353	111.784
6	25:48.358	4:02.031	110.085

#### **30** 65 Geoff DOWNEY

GPSSP Behind 22.168

Best Time 3:59.225 Best Speed 111.376 On 5 Gp a

Lap	Elapsed Time	Lap Time	Lap Speed
1	6:05.299	6:05.299	71.745
2	10:19.430	4:14.131	104.843
3	14:24.313	4:04.883	108.803
4	18:25.828	4:01.515	110.320
5	22:25.053	3:59.225	111.376
6	27:04.555	4:39.502	95.327

#### **31** 20 Denver ROBB

GPSSP Behind 22.750

Best Time 3:59.807 Best Speed 111.106 On 5 Gp a

Lap	Elapsed Time	Lap Time	Lap Speed
1	8:36.385	8:36.385	50.754
2	12:49.393	4:13.008	105.309
3	16:57.260	4:07.867	107.493
4	21:01.653	4:04.393	109.021
5	25:01.460	3:59.807	111.106
6	30:15.417	5:13.957	84.865

#### **32** 84 Barry DAVIDSON

GPSSP Behind 22.907

Best Time 3:59.964 Best Speed 111.033 On 5 Gp a

Lap	Elapsed Time	Lap Time	Lap Speed
1	5:57.341	5:57.341	73.343
2	10:09.424	4:12.083	105.695
3	14:14.133	4:04.709	108.880
4	18:15.830	4:01.697	110.237
5	22:15.794	3:59.964	111.033
6	26:55.911	4:40.117	95.117

# Ulster Grand Prix Bike Week

## SUPERSPORT 600

### UGP Qualifying Session One

Wednesday, 15 August 2007

## DETAILED RESULT



### Qualifying Classification

Position

#### **33** 31 Wayne KENNEDY

GPSSP Behind 26.413

Best Time 4:03.470 Best Speed 109.434 On 5 Gp a

Lap	Elapsed Time	Lap Time	Lap Speed
1	5:57.744	5:57.744	73.260
2	10:19.845	4:22.101	101.655
3	14:35.228	4:15.383	104.329
4	18:44.786	4:09.558	106.765
5	22:48.256	4:03.470	109.434
6	27:53.366	5:05.110	87.326

#### **34** 33 Liam QUINN

GPSSP Behind 26.845

Best Time 4:03.902 Best Speed 109.240 On 2 Gp a

Lap	Elapsed Time	Lap Time	Lap Speed
1	10:59.127	10:59.127	39.762
2	15:03.029	4:03.902	109.240
3	19:07.529	4:04.500	108.973

#### **35** 29 Johnny McCAY

GPSSP Behind 26.960

Best Time 4:04.017 Best Speed 109.189 On 5 Gp a

Lap	Elapsed Time	Lap Time	Lap Speed
1	6:02.022	6:02.022	72.394
2	10:18.060	4:16.038	104.063
3	14:25.685	4:07.625	107.598
4	18:31.120	4:05.435	108.558
5	22:35.137	4:04.017	109.189
6	27:30.414	4:55.277	90.234

#### **36** 48 Gareth COSTELLO

GPSSP Behind 27.662

Best Time 4:04.719 Best Speed 108.876 On 5 Gp a

Lap	Elapsed Time	Lap Time	Lap Speed
1	5:58.021	5:58.021	73.203
2	10:12.384	4:14.363	104.748
3	14:20.583	4:08.199	107.349
4	18:27.156	4:06.573	108.057
5	22:31.875	4:04.719	108.876
6	27:29.703	4:57.828	89.461

### Qualifying Classification

Position

#### **37** 89 Alan CONNOR

GPSSP Behind 28.100

Best Time 4:05.157 Best Speed 108.681 On 5 Gp a

Lap	Elapsed Time	Lap Time	Lap Speed
1	7:37.703	7:37.703	57.261
2	11:52.953	4:15.250	104.384
3	16:02.250	4:09.297	106.876
4	20:08.199	4:05.949	108.331
5	24:13.356	4:05.157	108.681

#### **38** 130 Kevin STROWGER

GPSSP Behind 29.204

Best Time 4:06.261 Best Speed 108.194 On 4 Gp a

Lap	Elapsed Time	Lap Time	Lap Speed
1	8:45.598	8:45.598	49.864
2	12:56.680	4:11.082	106.117
3	17:04.802	4:08.122	107.382
4	21:11.063	4:06.261	108.194
5	25:19.211	4:08.148	107.371

#### **39** 90 Craig ATKINSON

GPSSP Behind 30.215

Best Time 4:07.272 Best Speed 107.752 On 5 Gp a

Lap	Elapsed Time	Lap Time	Lap Speed
1	8:31.255	8:31.255	51.263
2	12:48.640	4:17.385	103.518
3	17:00.227	4:11.587	105.904
4	21:07.781	4:07.554	107.629
5	25:15.053	4:07.272	107.752

#### **40** 79 Andrew COURTNEY

GPSSP Behind 33.963

Best Time 4:11.020 Best Speed 106.143 On 5 Gp a

Lap	Elapsed Time	Lap Time	Lap Speed
1	5:56.205	5:56.205	73.577
2	10:19.074	4:22.869	101.358
3	14:35.126	4:16.052	104.057
4	18:47.056	4:11.930	105.759
5	22:58.076	4:11.020	106.143
6	28:21.215	5:23.139	82.454



# Ulster Grand Prix Bike Week

## SUPERSPORT 600

### UGP Qualifying Session One

Wednesday, 15 August 2007

## DETAILED RESULT



### Qualifying Classification

Position

#### **41** 38 John RAESIDE

GPSSP Behind **34.525**

Best Time **4:11.582** Best Speed **105.906** On **5** Gp **a**

Lap	Elapsed Time	Lap Time	Lap Speed
1	5:40.904	5:40.904	76.879
2	9:58.945	4:18.041	103.255
3	14:13.817	4:14.872	104.539
4	18:31.605	4:17.788	103.356
5	22:43.187	4:11.582	105.906
6	28:49.007	6:05.820	72.834

### Non Qualifiers

Position

#### 7 Ian LOUGHER

GPSSP Behind **2:38.827**

Best Time **6:15.884** Best Speed **70.883** On **1** Gp **a**

Lap	Elapsed Time	Lap Time	Lap Speed
1	6:15.884	6:15.884	69.725
2	20:20.705	14:04.821	31.538

### Non Qualifiers

Position

#### 72 Stephen McILVENNA

GPSSP Behind **29.396**

Best Time **4:06.453** Best Speed **108.110** On **2** Gp **a**

Lap	Elapsed Time	Lap Time	Lap Speed
1	6:47.373	6:47.373	64.335
2	10:53.826	4:06.453	108.110

#### 58 Eric WILSON

GPSSP Behind **41.958**

Best Time **4:19.015** Best Speed **102.866** On **4** Gp **a**

Lap	Elapsed Time	Lap Time	Lap Speed
1	10:37.080	10:37.080	41.138
2	15:02.640	4:25.560	100.331
3	19:22.185	4:19.545	102.656
4	23:41.200	4:19.015	102.866
5	29:44.927	6:03.727	73.253

#### 42 Graham OAKLAND

GPSSP Behind **49.777**

Best Time **4:26.834** Best Speed **99.852** On **4** Gp **a**

Lap	Elapsed Time	Lap Time	Lap Speed
1	7:38.407	7:38.407	57.173
2	12:09.679	4:31.272	98.219
3	16:39.014	4:29.335	98.925
4	21:05.848	4:26.834	99.852
5	25:40.870	4:35.022	96.879

Speed TrapUlster Grand Prix SS600cc Practice (Wed)

<u>No.</u>	<u>Name</u>	<u>Lap 1</u>	<u>Lap 2</u>	<u>Lap 3</u>	<u>Lap 4</u>	<u>Lap 5</u>
1	Guy MARTIN		172			162
4	John McGUINNESS		161	156		
5	Bruce ANSTEY	163	164	154	164	151
6	William DUNLOP	160		152		
8	Ian HUTCHINSON			160	167	166
9	Keith AMOR					162
10	Conor CUMMINS					162
15	Mark PARRETT			159		
16	John BURROWS					155
17	James McBRIDE			153	156	
20	Denver ROBB	149	160		155	148
21	Les SHAND	156		159		161
22	Mark BUCKLEY				152	
27	Adrian McFARLAND					153
29	Johnny McCAY			148		
30	Dennis BOOTH					157
31	Wayne KENNEDY			156		
32	Paul CRANSTON			152		153
35	Tim POOLE				153	
38	John RAESIDE					144
39	James REDPATH		148	154		
40	Paul SHOESMITH	155	156	150		
41	Darren BURNS			156		
42	Graham OAKLAND		143	155		
50	James BRESLIN			152		152
58	Eric WILSON	152				
69	Dave WOOLAMS			152		
70	Victor GILMORE					153
86	Cameron DONALD		162			
89	Alan CONNOR	139			158	
90	Craig ATKINSON			149		

# Ulster Grand Prix Bike Week

## SUPERSPORT 600

### UGP Qualifying Session Two

Thursday, 16 August 2007




Qualifying Time **4:32.625** Qualifying Speed **97.731**

Pos	Class	No	Name	Machine / Sponsor	Time	Best Lap Behind	Speed	On	Total Laps	Qualifying Laps
<b>Qualifying Classification</b>										
1	GPSSP	17	James McBRIDE	Yamaha - MTA / Leyford Construction	3:49.973		115.857	7	7	6
2	GPSSP	9	Keith AMOR	Yamaha - AIM Racing	3:50.546	0.573	115.569	6	6	5
3	GPSSP	7	Ian LOUGHER	Honda - Blackhorse Motorcycle Finance	3:50.690	0.717	115.497	6	6	4
4	GPSSP	10	Conor CUMMINS	Yamaha - JMF Team Millsport Racing	3:51.180	1.207	115.252	6	7	6
5	GPSSP	41	Darren BURNS	Yamaha - McKinstry Skip Hire	3:53.564	3.591	114.076	7	7	6
6	GPSSP	22	Mark BUCKLEY	Triumph 675 - RLR Motorsports	3:54.437	4.464	113.651	7	7	5
7	GPSSP	45	Martin FINNEGAN	Honda - Round Tower Racing	3:54.556	4.583	113.593	6	6	4
8	GPSSP	77	Ryan FARQUHAR	Kawasaki - Kenny Harker Racing	3:55.064	5.091	113.348	4	5	5
9	GPSSP	39	James REDPATH	Yamaha - R&R Kitchens	3:55.282	5.309	113.243	5	5	4
10	GPSSP	27	Adrian McFARLAND	Yamaha - Team Hardship Racing	3:55.412	5.439	113.180	4	5	5
11	GPSSP	2	Adrian ARCHIBALD	Suzuki - Relentless Suzuki by TAS Racing	3:57.455	7.482	112.206	3	4	3
12	GPSSP	8	Ian HUTCHINSON	Honda - HM Plant Honda	3:58.874	8.901	111.540	2	3	2
13	GPSSP	70	Victor GILMORE	Yamaha - T Lindsay Racing	4:00.566	10.593	110.755	6	6	6
14	GPSSP	1	Guy MARTIN	Honda - Hydrex Honda	4:01.388	11.415	110.378	2	3	2
15	GPSSP	28	David MULLIGAN	Yamaha	4:02.088	12.115	110.059	6	7	6
16	GPSSP	6	William DUNLOP	Kawasaki - P J Flynn	4:02.765	12.792	109.752	4	5	3
17	GPSSP	15	Mark PARRETT	Yamaha - Vixen Racing	4:04.224	14.251	109.096	4	5	3
18	GPSSP	21	Les SHAND	Yamaha - McKinstry Skip Hire	4:04.257	14.284	109.082	6	6	4
19	GPSSP	31	Wayne KENNEDY	Suzuki - Rainbow Amusements	4:05.451	15.478	108.551	7	7	6
20	GPSSP	11	Rob FROST	Yamaha - JMF Team Millsport Racing	4:06.510	16.537	108.085	4	6	4
21	GPSSP	84	Barry DAVIDSON	Honda - Maine Road Racing Club	4:08.214	18.241	107.343	5	6	4
22	GPSSP	30	Dennis BOOTH	Yamaha	4:08.245	18.272	107.329	4	4	2
23	GPSSP	20	Denver ROBB	Suzuki - Mar-Train Racing	4:08.682	18.709	107.141	5	5	4
24	GPSSP	32	Paul CRANSTON	Honda - P&J	4:08.797	18.824	107.091	4	4	3
25	GPSSP	79	Andrew COURTNEY	Kawasaki - Team Hardship Racing	4:12.743	22.770	105.419	4	6	5
26	GPSSP	29	Johnny McCAY	Yamaha	4:13.919	23.946	104.931	7	7	4
27	GPSSP	65	Geoff DOWNEY	Honda	4:13.950	23.977	104.918	4	5	4
28	GPSSP	38	John RAESIDE	Suzuki	4:14.131	24.158	104.843	5	7	6
29	GPSSP	16	John BURROWS	Honda - HM Sports Motorhomes	4:15.945	25.972	104.100	2	4	2
30	GPSSP	130	Kevin STROWGER	Honda - Mistral Racing Ltd.	4:17.047	27.074	103.654	4	6	4
31	GPSSP	58	Eric WILSON	Yamaha	4:29.907	39.934	98.715	5	5	2

#### Non Qualifiers

GPSSP	86	Cameron DONALD	Honda - Wilson Craig/Uel Duncan	3:55.391	5.418	113.190	3	3	<b>1</b>
GPSSP	4	John McGUINNESS	Honda - Padgett's of Batley	3:56.248	6.275	112.780	4	4	<b>1</b>
GPSSP	33	Liam QUINN	Yamaha - Team Racing	4:09.939	19.966	106.602	2	2	<b>1</b>
GPSSP	48	Gareth COSTELLO	Yamaha	4:15.773	25.800	104.170	4	4	<b>1</b>
GPSSP	42	Graham OAKLAND	Yamaha - DF Racing	4:35.782	45.809	96.612	5	7	<b>0</b>
GPSSP	89	Alan CONNOR	Suzuki - Connor Racing	6:07.933	2:17.960	72.415	1	1	<b>0</b>
GPSSP	5	Bruce ANSTEY	Suzuki - Relentless Suzuki by TAS Racing	29:38.444	25:48.471	14.982	1	1	<b>0</b>

These Results are provisional and are subject to ratification by the Stewards of the Meeting.

Track	<b>Dundrod</b>	Signed	Organising Club	<b>Dundrod &amp; District MCC</b>
Length(miles)	<b>7.4011</b> <b>Lap 1 (7.2801)</b>		Chief Timekeeper	
Weather	<b>Cloudy</b>	Issued At:	12:21:01	Qualifying Started
Track	<b>Dry</b>			<b>11:45:22.181</b>



# Ulster Grand Prix Bike Week

## SUPERSPORT 600

### UGP Qualifying Session Two

Thursday, 16 August 2007

## DETAILED RESULT



### Qualifying Classification

Position

#### **1** 17 James McBRIDE

GPSSP Behind

Best Time **3:49.973** Best Speed **115.857** On **7** Gp **a**

Lap	Elapsed Time	Lap Time	Lap Speed
1	7:24.835	7:24.835	58.917
2	11:27.200	4:02.365	109.933
3	15:27.302	4:00.102	110.969
4	19:22.071	3:54.769	113.490
5	23:14.421	3:52.350	114.672
6	27:05.870	3:51.449	115.118
7	30:55.843	3:49.973	115.857

#### **2** 9 Keith AMOR

GPSSP Behind **0.573**

Best Time **3:50.546** Best Speed **115.569** On **6** Gp **a**

Lap	Elapsed Time	Lap Time	Lap Speed
1	10:09.470	10:09.470	43.002
2	14:18.340	4:08.870	107.060
3	18:17.797	3:59.457	111.268
4	22:14.540	3:56.743	112.544
5	26:06.959	3:52.419	114.638
6	29:57.505	3:50.546	115.569

#### **3** 7 Ian LOUGHER

GPSSP Behind **0.717**

Best Time **3:50.690** Best Speed **115.497** On **6** Gp **a**

Lap	Elapsed Time	Lap Time	Lap Speed
1	5:56.998	5:56.998	73.413
2	10:00.353	4:03.355	109.486
3	14:02.752	4:02.399	109.918
4	22:00.860	7:58.108	55.728
5	25:52.925	3:52.065	114.812
6	29:43.615	3:50.690	115.497

#### **4** 10 Conor CUMMINS

GPSSP Behind **1.207**

Best Time **3:51.180** Best Speed **115.252** On **6** Gp **a**

Lap	Elapsed Time	Lap Time	Lap Speed
1	4:56.943	4:56.943	88.261
2	9:00.970	4:04.027	109.184
3	12:55.924	3:54.954	113.401
4	16:49.331	3:53.407	114.152
5	20:47.304	3:57.973	111.962
6	24:38.484	3:51.180	115.252
7	28:33.149	3:54.665	113.540

### Qualifying Classification

Position

#### **5** 41 Darren BURNS

GPSSP Behind **3.591**

Best Time **3:53.564** Best Speed **114.076** On **7** Gp **a**

Lap	Elapsed Time	Lap Time	Lap Speed
1	4:17.653	4:17.653	101.720
2	8:27.251	4:09.598	106.747
3	12:41.518	4:14.267	104.787
4	17:45.660	5:04.142	87.604
5	21:41.807	3:56.147	112.828
6	25:37.417	3:55.610	113.085
7	29:30.981	3:53.564	114.076

#### **6** 22 Mark BUCKLEY

GPSSP Behind **4.464**

Best Time **3:54.437** Best Speed **113.651** On **7** Gp **a**

Lap	Elapsed Time	Lap Time	Lap Speed
1	5:29.045	5:29.045	79.650
2	9:33.640	4:04.595	108.931
3	13:37.843	4:04.203	109.106
4	17:41.139	4:03.296	109.513
5	23:06.562	5:25.423	81.875
6	27:02.476	3:55.914	112.939
7	30:56.913	3:54.437	113.651

#### **7** 45 Martin FINNEGAN

GPSSP Behind **4.583**

Best Time **3:54.556** Best Speed **113.593** On **6** Gp **a**

Lap	Elapsed Time	Lap Time	Lap Speed
1	5:02.594	5:02.594	86.612
2	9:11.278	4:08.684	107.140
3	13:20.983	4:09.705	106.702
4	24:50.237	11:29.254	38.656
5	28:48.142	3:57.905	111.994
6	32:42.698	3:54.556	113.593

#### **8** 77 Ryan FARQUHAR

GPSSP Behind **5.091**

Best Time **3:55.064** Best Speed **113.348** On **4** Gp **a**

Lap	Elapsed Time	Lap Time	Lap Speed
1	4:05.682	4:05.682	106.676
2	8:06.388	4:00.706	110.691
3	12:04.476	3:58.088	111.908
4	15:59.540	3:55.064	113.348
5	20:05.694	4:06.154	108.241

# Ulster Grand Prix Bike Week

## SUPERSPORT 600

### UGP Qualifying Session Two

Thursday, 16 August 2007

## DETAILED RESULT



### Qualifying Classification

Position

#### **9** 39 James REDPATH

GPSSP Behind 5.309

Best Time 3:55.282 Best Speed 113.243 On 5 Gp a

Lap	Elapsed Time	Lap Time	Lap Speed
1	10:30.225	10:30.225	41.586
2	14:38.995	4:08.770	107.103
3	18:42.139	4:03.144	109.581
4	22:40.642	3:58.503	111.713
5	26:35.924	3:55.282	113.243

#### **10** 27 Adrian McFARLAND

GPSSP Behind 5.439

Best Time 3:55.412 Best Speed 113.180 On 4 Gp a

Lap	Elapsed Time	Lap Time	Lap Speed
1	4:04.627	4:04.627	107.136
2	8:05.819	4:01.192	110.468
3	12:04.341	3:58.522	111.704
4	15:59.753	3:55.412	113.180
5	20:03.709	4:03.956	109.216

#### **11** 2 Adrian ARCHIBALD

GPSSP Behind 7.482

Best Time 3:57.455 Best Speed 112.206 On 3 Gp a

Lap	Elapsed Time	Lap Time	Lap Speed
1	12:47.645	12:47.645	34.141
2	16:49.880	4:02.235	109.992
3	20:47.335	3:57.455	112.206
4	24:46.911	3:59.576	111.213

#### **12** 8 Ian HUTCHINSON

GPSSP Behind 8.901

Best Time 3:58.874 Best Speed 111.540 On 2 Gp a

Lap	Elapsed Time	Lap Time	Lap Speed
1	7:43.562	7:43.562	56.537
2	11:42.436	3:58.874	111.540
3	15:53.019	4:10.583	106.328

### Qualifying Classification

Position

#### **13** 70 Victor GILMORE

GPSSP Behind 10.593

Best Time 4:00.566 Best Speed 110.755 On 6 Gp a

Lap	Elapsed Time	Lap Time	Lap Speed
1	4:26.046	4:26.046	98.511
2	8:36.675	4:10.629	106.308
3	12:41.020	4:04.345	109.042
4	16:43.578	4:02.558	109.846
5	20:47.246	4:03.668	109.345
6	24:47.812	4:00.566	110.755

#### **14** 1 Guy MARTIN

GPSSP Behind 11.415

Best Time 4:01.388 Best Speed 110.378 On 2 Gp a

Lap	Elapsed Time	Lap Time	Lap Speed
1	15:52.881	15:52.881	27.504
2	19:54.269	4:01.388	110.378
3	23:58.154	4:03.885	109.248

#### **15** 28 David MULLIGAN

GPSSP Behind 12.115

Best Time 4:02.088 Best Speed 110.059 On 6 Gp a

Lap	Elapsed Time	Lap Time	Lap Speed
1	4:39.264	4:39.264	93.848
2	9:06.589	4:27.325	99.669
3	13:26.008	4:19.419	102.706
4	17:39.462	4:13.454	105.123
5	21:48.193	4:08.731	107.120
6	25:50.281	4:02.088	110.059
7	29:59.961	4:09.680	106.712

#### **16** 6 William DUNLOP

GPSSP Behind 12.792

Best Time 4:02.765 Best Speed 109.752 On 4 Gp a

Lap	Elapsed Time	Lap Time	Lap Speed
1	7:33.458	7:33.458	57.797
2	11:47.230	4:13.772	104.992
3	19:59.288	8:12.058	54.148
4	24:02.053	4:02.765	109.752
5	28:28.007	4:25.954	100.183



# Ulster Grand Prix Bike Week

## SUPERSPORT 600

### UGP Qualifying Session Two

Thursday, 16 August 2007

## DETAILED RESULT



### Qualifying Classification

Position

#### **17** 15 Mark PARRETT

GPSSP Behind 14.251

Best Time 4:04.224 Best Speed 109.096 On 4 Gp a

Lap	Elapsed Time	Lap Time	Lap Speed
1	12:22.098	12:22.098	35.317
2	16:49.485	4:27.387	99.646
3	24:24.508	7:35.023	58.555
4	28:28.732	4:04.224	109.096
5	32:33.516	4:04.784	108.847

#### **18** 21 Les SHAND

GPSSP Behind 14.284

Best Time 4:04.257 Best Speed 109.082 On 6 Gp a

Lap	Elapsed Time	Lap Time	Lap Speed
1	8:55.749	8:55.749	48.919
2	13:10.041	4:14.292	104.777
3	17:23.095	4:13.054	105.290
4	21:36.174	4:13.079	105.279
5	27:08.845	5:32.671	80.091
6	31:13.102	4:04.257	109.082

#### **19** 31 Wayne KENNEDY

GPSSP Behind 15.478

Best Time 4:05.451 Best Speed 108.551 On 7 Gp a

Lap	Elapsed Time	Lap Time	Lap Speed
1	4:55.929	4:55.929	88.563
2	9:19.570	4:23.641	101.062
3	13:39.605	4:20.035	102.463
4	17:54.269	4:14.664	104.624
5	22:05.129	4:10.860	106.210
6	26:12.561	4:07.432	107.682
7	30:18.012	4:05.451	108.551

#### **20** 11 Rob FROST

GPSSP Behind 16.537

Best Time 4:06.510 Best Speed 108.085 On 4 Gp a

Lap	Elapsed Time	Lap Time	Lap Speed
1	6:15.781	6:15.781	69.744
2	10:31.258	4:15.477	104.291
3	14:40.754	4:09.496	106.791
4	18:47.264	4:06.510	108.085
5	23:14.379	4:27.115	99.747
6	31:50.258	8:35.879	51.648

### Qualifying Classification

Position

#### **21** 84 Barry DAVIDSON

GPSSP Behind 18.241

Best Time 4:08.214 Best Speed 107.343 On 5 Gp a

Lap	Elapsed Time	Lap Time	Lap Speed
1	4:58.852	4:58.852	87.697
2	9:20.164	4:21.312	101.962
3	13:45.014	4:24.850	100.600
4	20:31.492	6:46.478	65.548
5	24:39.706	4:08.214	107.343
6	28:52.117	4:12.411	105.558

#### **22** 30 Dennis BOOTH

GPSSP Behind 18.272

Best Time 4:08.245 Best Speed 107.329 On 4 Gp a

Lap	Elapsed Time	Lap Time	Lap Speed
1	5:04.479	5:04.479	86.076
2	23:03.638	17:59.159	24.690
3	27:20.728	4:17.090	103.637
4	31:28.973	4:08.245	107.329

#### **23** 20 Denver ROBB

GPSSP Behind 18.709

Best Time 4:08.682 Best Speed 107.141 On 5 Gp a

Lap	Elapsed Time	Lap Time	Lap Speed
1	7:51.384	7:51.384	55.599
2	12:17.337	4:25.953	100.183
3	16:38.134	4:20.797	102.164
4	20:54.932	4:16.798	103.755
5	25:03.614	4:08.682	107.141

#### **24** 32 Paul CRANSTON

GPSSP Behind 18.824

Best Time 4:08.797 Best Speed 107.091 On 4 Gp a

Lap	Elapsed Time	Lap Time	Lap Speed
1	19:51.989	19:51.989	21.987
2	24:02.787	4:10.798	106.237
3	28:13.389	4:10.602	106.320
4	32:22.186	4:08.797	107.091

# Ulster Grand Prix Bike Week

## SUPERSPORT 600

### UGP Qualifying Session Two

Thursday, 16 August 2007

## DETAILED RESULT



### Qualifying Classification

Position

#### **25** 79 Andrew COURTNEY

GPSSP Behind 22.770

Best Time 4:12.743 Best Speed 105.419 On 4 Gp a

Lap	Elapsed Time	Lap Time	Lap Speed
1	12:22.634	12:22.634	35.291
2	16:38.172	4:15.538	104.266
3	20:55.174	4:17.002	103.672
4	25:07.917	4:12.743	105.419
5	29:20.935	4:13.018	105.305
6	33:40.739	4:19.804	102.554

#### **26** 29 Johnny McCAY

GPSSP Behind 23.946

Best Time 4:13.919 Best Speed 104.931 On 7 Gp a

Lap	Elapsed Time	Lap Time	Lap Speed
1	5:04.372	5:04.372	86.106
2	9:45.502	4:41.130	94.775
3	14:18.660	4:33.158	97.540
4	18:44.818	4:26.158	100.106
5	23:07.762	4:22.944	101.329
6	27:25.208	4:17.446	103.493
7	31:39.127	4:13.919	104.931

#### **27** 65 Geoff DOWNEY

GPSSP Behind 23.977

Best Time 4:13.950 Best Speed 104.918 On 4 Gp a

Lap	Elapsed Time	Lap Time	Lap Speed
1	4:32.672	4:32.672	96.117
2	8:57.410	4:24.738	100.643
3	13:15.270	4:17.860	103.327
4	17:29.220	4:13.950	104.918
5	21:47.819	4:18.599	103.032

#### **28** 38 John RAESIDE

GPSSP Behind 24.158

Best Time 4:14.131 Best Speed 104.843 On 5 Gp a

Lap	Elapsed Time	Lap Time	Lap Speed
1	7:42.242	7:42.242	56.698
2	12:10.746	4:28.504	99.231
3	16:32.036	4:21.290	101.971
4	20:47.061	4:15.025	104.476
5	25:01.192	4:14.131	104.843
6	29:19.587	4:18.395	103.113
7	33:36.208	4:16.621	103.826

### Qualifying Classification

Position

#### **29** 16 John BURROWS

GPSSP Behind 25.972

Best Time 4:15.945 Best Speed 104.100 On 2 Gp a

Lap	Elapsed Time	Lap Time	Lap Speed
1	6:48.089	6:48.089	64.222
2	11:04.034	4:15.945	104.100
3	15:22.305	4:18.271	103.163
4	29:23.214	14:00.909	31.685

#### **30** 130 Kevin STROWGER

GPSSP Behind 27.074

Best Time 4:17.047 Best Speed 103.654 On 4 Gp a

Lap	Elapsed Time	Lap Time	Lap Speed
1	8:18.161	8:18.161	52.610
2	12:44.748	4:26.587	99.945
3	17:06.752	4:22.004	101.693
4	21:23.799	4:17.047	103.654
5	25:43.706	4:19.907	102.513
6	32:15.627	6:31.921	67.983

#### **31** 58 Eric WILSON

GPSSP Behind 39.934

Best Time 4:29.907 Best Speed 98.715 On 5 Gp a

Lap	Elapsed Time	Lap Time	Lap Speed
1	11:02.969	11:02.969	39.532
2	15:52.498	4:49.529	92.025
3	20:28.439	4:35.941	96.557
4	24:59.199	4:30.760	98.404
5	29:29.106	4:29.907	98.715

### Non Qualifiers

Position

#### 86 Cameron DONALD

GPSSP Behind 5.418

Best Time 3:55.391 Best Speed 113.190 On 3 Gp a

Lap	Elapsed Time	Lap Time	Lap Speed
1	7:35.924	7:35.924	57.484
2	26:12.999	18:37.075	23.852
3	30:08.390	3:55.391	113.190

# Ulster Grand Prix Bike Week

## SUPERSPORT 600

### UGP Qualifying Session Two

Thursday, 16 August 2007

## DETAILED RESULT



### Non Qualifiers

Position

#### 4 John McGUINNESS

GPSSP Behind **6.275**  
Best Time **3:56.248** Best Speed **112.780** On **4** Gp **a**

Lap	Elapsed Time	Lap Time	Lap Speed
1	10:29.216	10:29.216	41.652
2	17:01.173	6:31.957	67.977
3	25:57.353	8:56.180	49.692
4	29:53.601	3:56.248	112.780

#### 33 Liam QUINN

GPSSP Behind **19.966**  
Best Time **4:09.939** Best Speed **106.602** On **2** Gp **a**

Lap	Elapsed Time	Lap Time	Lap Speed
1	25:42.644	25:42.644	16.989
2	29:52.583	4:09.939	106.602

#### 48 Gareth COSTELLO

GPSSP Behind **25.800**  
Best Time **4:15.773** Best Speed **104.170** On **4** Gp **a**

Lap	Elapsed Time	Lap Time	Lap Speed
1	5:22.469	5:22.469	81.274
2	10:03.949	4:41.480	94.657
3	25:58.742	15:54.793	27.905
4	30:14.515	4:15.773	104.170

#### 42 Graham OAKLAND

GPSSP Behind **45.809**  
Best Time **4:35.782** Best Speed **96.612** On **5** Gp **a**

Lap	Elapsed Time	Lap Time	Lap Speed
1	4:58.661	4:58.661	87.753
2	9:46.056	4:47.395	92.709
3	14:30.453	4:44.397	93.686
4	19:10.942	4:40.489	94.991
5	23:46.724	4:35.782	96.612
6	28:27.151	4:40.427	95.012
7	33:04.184	4:37.033	96.176

#### 89 Alan CONNOR

GPSSP Behind **2:17.960**  
Best Time **6:07.933** Best Speed **72.415** On **1** Gp **a**

Lap	Elapsed Time	Lap Time	Lap Speed
1	6:07.933	6:07.933	71.231

### Non Qualifiers

Position

#### 5 Bruce ANSTEY

GPSSP Behind **25:48.471**  
Best Time **29:38.444** Best Speed **14.982** On **1** Gp **a**

Lap	Elapsed Time	Lap Time	Lap Speed
1	29:38.444	29:38.444	14.737

Speed TrapUlster Grand Prix SS600cc (Thu) Practice

No.	Name	<u>Lap 1</u>	<u>Lap 2</u>	<u>Lap 3</u>	<u>Lap 4</u>	<u>Lap 5</u>	<u>Lap 6</u>
1	Guy MARTIN	139		156	156		
2	Adrian ARCHIBALD			159			
4	John McGUINNESS					137	157
6	William DUNLOP	141	161	136		161	
7	Ian LOUGHER		162		154	147	157
8	Ian HUTCHINSON					162	
9	Keith AMOR		164	161			152
10	Conor CUMMINS		163	161	162	153	
11	Rob FROST			163			
15	Mark PARRETT				135	151	148
16	John BURROWS	133	145	149		135	
17	James McBRIDE			150	151	144	160
19	Gary JOHNSON			160			
20	Denver ROBB					150	
21	Les SHAND			159	144	153	
27	Adrian McFARLAND	162		154			
29	Johnny McCAY				157		
30	Dennis BOOTH		150		121		148
31	Wayne KENNEDY	157				154	
32	Paul CRANSTON			133			149
33	Liam QUINN					146	
34	Dwyer AGNEW			134			
35	Tim POOLE	161				145	
38	John RAESIDE	135		161	143	157	146
39	James REDPATH				147	147	151
41	Darren BURNS	158	155			141	
45	Martin FINNEGAN						142
48	Gareth COSTELLO	158	160			125	
50	James BRESLIN				153		
65	Geoff DOWNEY			159	144		
70	Victor GILMORE		157		151		
77	Ryan FARQUHAR			158			
86	Cameron DONALD		164				
89	Alan CONNOR		164				
130	Kevin STROWGER			145	141		131

Ulster Grand Prix Bike Week




**SUPERSPORT 600**

**Supersport Combined Qualifying**

**Saturday, 18 August 2007**

Pos	Class	No	Name	-----Best Time / Qual Laps-----			Overall Best Time / Speed / Total Qual Laps			
				Session A		Session B				
<b>Qualifying Classification</b>										
1	GPSSP	5	Bruce ANSTEY	3:37.057	5	29:38.444	0	<b>3:37.057</b>	<b>122.751</b>	<b>5</b>
2	GPSSP	4	John McGUINNESS	3:39.071	5	3:56.248	1	<b>3:39.071</b>	<b>121.622</b>	<b>6</b>
3	GPSSP	9	Keith AMOR	3:39.471	5	3:50.546	5	<b>3:39.471</b>	<b>121.401</b>	<b>10</b>
4	GPSSP	8	Ian HUTCHINSON	3:40.384	5	3:58.874	2	<b>3:40.384</b>	<b>120.898</b>	<b>7</b>
5	GPSSP	10	Conor CUMMINS	3:41.279	4	3:51.180	6	<b>3:41.279</b>	<b>120.409</b>	<b>10</b>
6	GPSSP	1	Guy MARTIN	3:42.085	5	4:01.388	2	<b>3:42.085</b>	<b>119.972</b>	<b>7</b>
7	GPSSP	2	Adrian ARCHIBALD	3:42.875	5	3:57.455	3	<b>3:42.875</b>	<b>119.547</b>	<b>8</b>
8	GPSSP	27	Adrian McFARLAND	3:43.855	5	3:55.412	5	<b>3:43.855</b>	<b>119.023</b>	<b>10</b>
9	GPSSP	86	Cameron DONALD	3:44.076	5	3:55.391	1	<b>3:44.076</b>	<b>118.906</b>	<b>6</b>
10	GPSSP	15	Mark PARRETT	3:45.651	4	4:04.224	3	<b>3:45.651</b>	<b>118.076</b>	<b>7</b>
11	GPSSP	77	Ryan FARQUHAR	3:46.027	3	3:55.064	5	<b>3:46.027</b>	<b>117.880</b>	<b>8</b>
12	GPSSP	6	William DUNLOP	3:46.162	4	4:02.765	3	<b>3:46.162</b>	<b>117.809</b>	<b>7</b>
13	GPSSP	45	Martin FINNEGAN	3:46.863	5	3:54.556	4	<b>3:46.863</b>	<b>117.445</b>	<b>9</b>
14	GPSSP	17	James McBRIDE	3:46.909	5	3:49.973	6	<b>3:46.909</b>	<b>117.421</b>	<b>11</b>
15	GPSSP	39	James REDPATH	3:47.186	4	3:55.282	4	<b>3:47.186</b>	<b>117.278</b>	<b>8</b>
16	GPSSP	11	Rob FROST	3:49.225	3	4:06.510	4	<b>3:49.225</b>	<b>116.235</b>	<b>7</b>
17	GPSSP	7	Ian LOUGHER	6:15.884	0	3:50.690	4	<b>3:50.690</b>	<b>115.497</b>	<b>4</b>
18	GPSSP	41	Darren BURNS	3:51.369	5	3:53.564	6	<b>3:51.369</b>	<b>115.158</b>	<b>11</b>
19	GPSSP	70	Victor GILMORE	3:51.919	3	4:00.566	6	<b>3:51.919</b>	<b>114.885</b>	<b>9</b>
20	GPSSP	22	Mark BUCKLEY	3:53.299	3	3:54.437	5	<b>3:53.299</b>	<b>114.205</b>	<b>8</b>
21	GPSSP	21	Les SHAND	3:53.381	4	4:04.257	4	<b>3:53.381</b>	<b>114.165</b>	<b>8</b>
22	GPSSP	28	David MULLIGAN	3:53.801	5	4:02.088	6	<b>3:53.801</b>	<b>113.960</b>	<b>11</b>
23	GPSSP	32	Paul CRANSTON	3:53.885	4	4:08.797	3	<b>3:53.885</b>	<b>113.919</b>	<b>7</b>
24	GPSSP	16	John BURROWS	3:54.032	5	4:15.945	2	<b>3:54.032</b>	<b>113.848</b>	<b>7</b>
25	GPSSP	30	Dennis BOOTH	3:54.161	4	4:08.245	2	<b>3:54.161</b>	<b>113.785</b>	<b>6</b>
26	GPSSP	71	Davy MORGAN	3:54.284	4	-----		<b>3:54.284</b>	<b>113.725</b>	<b>4</b>
27	GPSSP	34	Dwyer AGNEW	3:56.709	5	-----		<b>3:56.709</b>	<b>112.560</b>	<b>5</b>
28	GPSSP	40	Paul SHOESMITH	3:57.667	3	-----		<b>3:57.667</b>	<b>112.106</b>	<b>3</b>
29	GPSSP	50	James BRESLIN	3:58.175	5	-----		<b>3:58.175</b>	<b>111.867</b>	<b>5</b>
30	GPSSP	69	Dave WOOLAMS	3:58.353	5	-----		<b>3:58.353</b>	<b>111.784</b>	<b>5</b>
31	GPSSP	65	Geoff DOWNEY	3:59.225	4	4:13.950	4	<b>3:59.225</b>	<b>111.376</b>	<b>8</b>
32	GPSSP	20	Denver ROBB	3:59.807	4	4:08.682	4	<b>3:59.807</b>	<b>111.106</b>	<b>8</b>
33	GPSSP	84	Barry DAVIDSON	3:59.964	4	4:08.214	4	<b>3:59.964</b>	<b>111.033</b>	<b>8</b>
34	GPSSP	31	Wayne KENNEDY	4:03.470	3	4:05.451	6	<b>4:03.470</b>	<b>109.434</b>	<b>9</b>
35	GPSSP	33	Liam QUINN	4:03.902	2	4:09.939	1	<b>4:03.902</b>	<b>109.240</b>	<b>3</b>
36	GPSSP	29	Johnny McCAY	4:04.017	4	4:13.919	4	<b>4:04.017</b>	<b>109.189</b>	<b>8</b>
37	GPSSP	48	Gareth COSTELLO	4:04.719	4	4:15.773	1	<b>4:04.719</b>	<b>108.876</b>	<b>5</b>
38	GPSSP	89	Alan CONNOR	4:05.157	4	6:07.933	0	<b>4:05.157</b>	<b>108.681</b>	<b>4</b>
39	GPSSP	130	Kevin STROWGER	4:06.261	4	4:17.047	4	<b>4:06.261</b>	<b>108.194</b>	<b>8</b>
40	GPSSP	90	Craig ATKINSON	4:07.272	4	-----		<b>4:07.272</b>	<b>107.752</b>	<b>4</b>
41	GPSSP	79	Andrew COURTNEY	4:11.020	3	4:12.743	5	<b>4:11.020</b>	<b>106.143</b>	<b>8</b>
42	GPSSP	38	John RAESIDE	4:11.582	4	4:14.131	6	<b>4:11.582</b>	<b>105.906</b>	<b>10</b>
43	GPSSP	58	Eric WILSON	4:19.015	0	4:29.907	2	<b>4:19.015</b>	<b>102.866</b>	<b>2</b>
<b>Non Qualifiers</b>										
	GPSSP	72	Stephen McILVENNA	4:06.453	1	-----				<b>1</b>
	GPSSP	42	Graham OAKLAND	4:26.834	0	4:35.782	0			<b>0</b>

These Results are provisional and are subject to ratification by the Stewards of the Meeting.

Track	Dundrod	Signed		Organising Club	Dundrod & District MCC
Length(miles)	7.4011	Lap 1 (7.2801)	Chief Timekeeper		
Weather		Issued At:			
Track					





# Ulster Grand Prix Bike Week

## SUPERSPORT 600

### Race 2 - Investment Romania UGP Supersport

Saturday, 18 August 2007



Pos	Class	No	Name	Machine / Sponsor	Gp	Laps	Total Time	Behind	Speed	-----Best Lap-----		
										Time	Speed	On
<b>Race Classification</b>												
1	GPSSP	1	Guy MARTIN	Honda - Hydrex Honda	a	6	22:57.426		115.744	3:43.608	119.155	6
2	GPSSP	10	Conor CUMMINS	Yamaha - JMF Team Millsport Racing	a	6	22:59.202	1.776	115.594	3:45.094	118.368	6
3	GPSSP	77	Ryan FARQUHAR	Kawasaki - Kenny Harker Racing	a	6	23:04.672	7.246	115.138	3:45.768	118.015	5
4	GPSSP	7	Ian LOUGHER	Honda - Blackhorse Motorcycle Finance	a	6	23:12.867	15.441	114.460	3:44.981	118.428	6
5	GPSSP	9	Keith AMOR	Yamaha - AIM Racing	a	6	23:13.293	15.867	114.425	3:45.659	118.072	6
6	GPSSP	86	Cameron DONALD	Honda - Wilson Craig/Uel Duncan	a	6	23:17.743	20.317	114.061	3:46.333	117.720	5
7	GPSSP	17	James McBRIDE	Yamaha - MTA / Leyford Construction	a	6	23:27.684	30.258	113.256	3:50.715	115.484	5
8	GPSSP	2	Adrian ARCHIBALD	Suzuki - Relentless Suzuki by TAS Racing	a	6	23:28.900	31.474	113.158	3:50.869	115.407	5
9	GPSSP	70	Victor GILMORE	Yamaha - T Lindsay Racing	a	6	23:42.424	44.998	112.082	3:51.732	114.977	6
10	GPSSP	11	Rob FROST	Yamaha - JMF Team Millsport Racing	a	6	23:45.505	48.079	111.840	3:52.750	114.475	6
11	GPSSP	8	Ian HUTCHINSON	Honda - HM Plant Honda	a	6	23:45.716	48.290	111.823	3:54.004	113.861	3
12	GPSSP	21	Les SHAND	Yamaha - McKinstry Skip Hire	a	6	24:11.950	1:14.524	109.803	3:57.084	112.382	6
13	GPSSP	45	Martin FINNEGAN	Honda - Round Tower Racing	a	6	24:12.007	1:14.581	109.798	3:56.053	112.873	6
14	GPSSP	41	Darren BURNS	Yamaha - McKinstry Skip Hire	a	6	24:23.850	1:26.424	108.910	4:00.064	110.987	5
15	GPSSP	34	Dwyer AGNEW	Yamaha - Solitude Motors	b	6	24:29.714	1:32.288	108.476	3:59.722	111.145	6
16	GPSSP	30	Dennis BOOTH	Yamaha	a	6	24:31.871	1:34.445	108.317	3:59.612	111.196	5
17	GPSSP	32	Paul CRANSTON	Honda - P&J	a	6	24:44.174	1:46.748	107.419	4:02.972	109.659	4
18	GPSSP	79	Andrew COURTNEY	Kawasaki - Team Hardship Racing	b	6	24:50.908	1:53.482	106.934	4:01.649	110.259	6
19	GPSSP	40	Paul SHOESMITH	Yamaha - Speedfreak Race Team	b	6	24:52.112	1:54.686	106.847	4:01.200	110.464	6
20	GPSSP	48	Gareth COSTELLO	Yamaha	b	6	24:52.202	1:54.776	106.841	4:00.765	110.664	6
21	GPSSP	28	David MULLIGAN	Yamaha	a	6	25:00.123	2:02.697	106.277	3:59.760	111.128	6
22	GPSSP	16	John BURROWS	Honda - HM Sports Motorhomes	a	6	25:01.209	2:03.783	106.200	4:01.334	110.403	6
23	GPSSP	31	Wayne KENNEDY	Suzuki - Rainbow Amusements	b	6	25:06.454	2:09.028	105.830	4:03.496	109.423	6
24	GPSSP	50	James BRESLIN	Kawasaki	b	6	25:23.988	2:26.562	104.612	4:06.409	108.129	6
25	GPSSP	38	John RAESIDE	Suzuki	b	6	25:34.189	2:36.763	103.917	4:06.769	107.971	6
26	GPSSP	29	Johnny McCAY	Yamaha	b	6	26:09.780	3:12.354	101.561	4:15.612	104.236	6
27	GPSSP	42	Graham OAKLAND	Yamaha - DF Racing	b	5	22:41.974	1 Lap	97.494	4:27.385	99.646	5


### Fastest Lap

GPSSP	1	Guy MARTIN	Honda - Hydrex Honda	a						3:43.608	119.155	6
-------	---	------------	----------------------	---	--	--	--	--	--	----------	---------	---

### Not Classified

DNF	GPSSP	15	Mark PARRETT	Yamaha - Vixen Racing	a	5	20:21.883	1 Lap	108.672	4:00.451	110.808	4
DNF	GPSSP	39	James REDPATH	Yamaha - R&R Kitchens	a	5	20:40.707	18.824	107.023	4:00.926	110.590	4
DNF	GPSSP	65	Geoff DOWNEY	Honda	b	4	17:43.418	2 Laps	99.810	4:20.456	102.297	3
DNF	GPSSP	22	Mark BUCKLEY	Triumph 675 - RLR Motorsports	a	3	11:54.195	3 Laps	111.309	3:52.628	114.535	3
DNF	GPSSP	27	Adrian McFARLAND	Yamaha - Team Hardship Racing	a	3	12:23.123	28.928	106.976	3:58.199	111.856	2
DNF	GPSSP	4	John McGUINNESS	Honda - Padgett's of Batley	a	2	8:21.966	4 Laps	105.291	4:10.866	106.208	2
DNF	GPSSP	69	Dave WOOLAMS	Kawasaki - Anglo Irish Racing	b	2	8:37.383	15.417	102.153	4:13.364	105.161	2
DNF	GPSSP	71	Davy MORGAN	Honda - AutoTech	b	2	8:52.186	30.220	99.312	4:36.637	96.314	2
DNF	GPSSP	84	Barry DAVIDSON	Honda - Maine Road Racing Club	b	1	4:30.554	5 Laps	96.869	4:30.554	96.869	1
DNF	GPSSP	6	William DUNLOP	Kawasaki - P J Flynn	a	1	4:35.293	4.739	95.202	4:35.293	95.202	1
DNF	GPSSP	89	Alan CONNOR	Suzuki - Connor Racing	b	1	4:41.763	11.209	93.016	4:41.763	93.016	1

These Results are provisional and are subject to ratification by the Stewards of the Meeting.

Track	<b>Dundrod</b>	Signed		Organising Club	<b>Dundrod &amp; District MCC</b>
Length(miles)	<b>7.4011</b> Lap 1 (7.2801)		Chief Timekeeper	Warmup Started	
Weather	<b>Cloudy</b>	Issued At:	13:48:08	Race Started	<b>13:18:52.587</b>
Track	<b>Damp</b>			Gp Time Diff - b	<b>30.25</b>

# Ulster Grand Prix Bike Week

## SUPERSPORT 600

### Race 2 - Investment Romania UGP Supersport

Saturday, 18 August 2007

## DETAILED RESULT



### Race Classification

#### **1** 1 Guy MARTIN

Total Time **22:57.426** Avg Speed **115.744** Behind  
Best Time **3:43.608** Best Speed **119.155** On **6** Gp **a**

Lap	Elapsed Time	Lap Time	Lap Speed
1	4:00.464	4:00.464	108.991
2	7:53.367	3:52.903	114.399
3	11:41.567	3:48.200	116.757
4	15:28.666	3:47.099	117.323
5	19:13.818	3:45.152	118.338
6	22:57.426	3:43.608	119.155

#### **2** 10 Conor CUMMINS

Total Time **22:59.202** Avg Speed **115.594** Behind **1.776**  
Best Time **3:45.094** Best Speed **118.368** On **6** Gp **a**

Lap	Elapsed Time	Lap Time	Lap Speed
1	3:57.670	3:57.670	110.272
2	7:49.312	3:51.642	115.022
3	11:38.663	3:49.351	116.171
4	15:28.845	3:50.182	115.752
5	19:14.108	3:45.263	118.279
6	22:59.202	3:45.094	118.368

#### **3** 77 Ryan FARQUHAR

Total Time **23:04.672** Avg Speed **115.138** Behind **7.246**  
Best Time **3:45.768** Best Speed **118.015** On **5** Gp **a**

Lap	Elapsed Time	Lap Time	Lap Speed
1	3:57.825	3:57.825	110.200
2	7:48.765	3:50.940	115.372
3	11:38.403	3:49.638	116.026
4	15:29.114	3:50.711	115.486
5	19:14.882	3:45.768	118.015
6	23:04.672	3:49.790	115.949

#### **4** 7 Ian LOUGHER

Total Time **23:12.867** Avg Speed **114.460** Behind **15.441**  
Best Time **3:44.981** Best Speed **118.428** On **6** Gp **a**

Lap	Elapsed Time	Lap Time	Lap Speed
1	4:06.682	4:06.682	106.244
2	8:00.572	3:53.890	113.917
3	11:51.955	3:51.383	115.151
4	15:41.491	3:49.536	116.077
5	19:27.886	3:46.395	117.688
6	23:12.867	3:44.981	118.428

### Race Classification

#### **5** 9 Keith AMOR

Total Time **23:13.293** Avg Speed **114.425** Behind **15.867**  
Best Time **3:45.659** Best Speed **118.072** On **6** Gp **a**

Lap	Elapsed Time	Lap Time	Lap Speed
1	4:06.058	4:06.058	106.513
2	8:01.153	3:55.095	113.333
3	11:53.582	3:52.429	114.633
4	15:41.369	3:47.787	116.969
5	19:27.634	3:46.265	117.756
6	23:13.293	3:45.659	118.072

#### **6** 86 Cameron DONALD

Total Time **23:17.743** Avg Speed **114.061** Behind **20.317**  
Best Time **3:46.333** Best Speed **117.720** On **5** Gp **a**

Lap	Elapsed Time	Lap Time	Lap Speed
1	4:06.621	4:06.621	106.270
2	8:01.063	3:54.442	113.648
3	11:53.792	3:52.729	114.485
4	15:41.542	3:47.750	116.988
5	19:27.875	3:46.333	117.720
6	23:17.743	3:49.868	115.910

#### **7** 17 James McBRIDE

Total Time **23:27.684** Avg Speed **113.256** Behind **30.258**  
Best Time **3:50.715** Best Speed **115.484** On **5** Gp **a**

Lap	Elapsed Time	Lap Time	Lap Speed
1	4:05.786	4:05.786	106.631
2	8:00.170	3:54.384	113.677
3	11:53.310	3:53.140	114.283
4	15:46.071	3:52.761	114.469
5	19:36.786	3:50.715	115.484
6	23:27.684	3:50.898	115.393

#### **8** 2 Adrian ARCHIBALD

Total Time **23:28.900** Avg Speed **113.158** Behind **31.474**  
Best Time **3:50.869** Best Speed **115.407** On **5** Gp **a**

Lap	Elapsed Time	Lap Time	Lap Speed
1	4:07.916	4:07.916	105.715
2	8:01.798	3:53.882	113.921
3	11:53.838	3:52.040	114.825
4	15:46.225	3:52.387	114.653
5	19:37.094	3:50.869	115.407
6	23:28.900	3:51.806	114.941

# Ulster Grand Prix Bike Week

## SUPERSPORT 600

### Race 2 - Investment Romania UGP Supersport

Saturday, 18 August 2007

## DETAILED RESULT



### Race Classification

#### **9** 70 Victor GILMORE

Total Time **23:42.424** Avg Speed **112.082** Behind **44.998**  
Best Time **3:51.732** Best Speed **114.977** On **6** Gp **a**

Lap	Elapsed Time	Lap Time	Lap Speed
1	4:07.355	4:07.355	105.954
2	8:05.973	3:58.618	111.659
3	12:03.770	3:57.797	112.045
4	15:58.033	3:54.263	113.735
5	19:50.692	3:52.659	114.519
6	23:42.424	3:51.732	114.977

#### **10** 11 Rob FROST

Total Time **23:45.505** Avg Speed **111.840** Behind **48.079**  
Best Time **3:52.750** Best Speed **114.475** On **6** Gp **a**

Lap	Elapsed Time	Lap Time	Lap Speed
1	4:06.582	4:06.582	106.287
2	8:05.215	3:58.633	111.652
3	12:03.382	3:58.167	111.871
4	15:59.604	3:56.222	112.792
5	19:52.755	3:53.151	114.278
6	23:45.505	3:52.750	114.475

#### **11** 8 Ian HUTCHINSON

Total Time **23:45.716** Avg Speed **111.823** Behind **48.290**  
Best Time **3:54.004** Best Speed **113.861** On **3** Gp **a**

Lap	Elapsed Time	Lap Time	Lap Speed
1	4:05.777	4:05.777	106.635
2	8:04.673	3:58.896	111.530
3	11:58.677	3:54.004	113.861
4	15:52.924	3:54.247	113.743
5	19:49.172	3:56.248	112.780
6	23:45.716	3:56.544	112.638

#### **12** 21 Les SHAND

Total Time **24:11.950** Avg Speed **109.803** Behind **1:14.524**  
Best Time **3:57.084** Best Speed **112.382** On **6** Gp **a**

Lap	Elapsed Time	Lap Time	Lap Speed
1	4:13.669	4:13.669	103.317
2	8:14.478	4:00.809	110.644
3	12:15.288	4:00.810	110.643
4	16:15.936	4:00.648	110.718
5	20:14.866	3:58.930	111.514
6	24:11.950	3:57.084	112.382

### Race Classification

#### **13** 45 Martin FINNEGAN

Total Time **24:12.007** Avg Speed **109.798** Behind **1:14.581**  
Best Time **3:56.053** Best Speed **112.873** On **6** Gp **a**

Lap	Elapsed Time	Lap Time	Lap Speed
1	4:12.744	4:12.744	103.695
2	8:14.187	4:01.443	110.353
3	12:16.113	4:01.926	110.133
4	16:16.498	4:00.385	110.839
5	20:15.954	3:59.456	111.269
6	24:12.007	3:56.053	112.873

#### **14** 41 Darren BURNS

Total Time **24:23.850** Avg Speed **108.910** Behind **1:26.424**  
Best Time **4:00.064** Best Speed **110.987** On **5** Gp **a**

Lap	Elapsed Time	Lap Time	Lap Speed
1	4:15.547	4:15.547	102.558
2	8:17.815	4:02.268	109.977
3	12:19.955	4:02.140	110.035
4	16:20.489	4:00.534	110.770
5	20:20.553	4:00.064	110.987
6	24:23.850	4:03.297	109.512

#### **15** 34 Dwyer AGNEW

Total Time **24:29.714** Avg Speed **108.476** Behind **1:32.288**  
Best Time **3:59.722** Best Speed **111.145** On **6** Gp **b**

Lap	Elapsed Time	Lap Time	Lap Speed
1	4:13.587	4:13.587	103.351
2	8:19.125	4:05.538	108.513
3	12:24.190	4:05.065	108.722
4	16:26.554	4:02.364	109.934
5	20:29.992	4:03.438	109.449
6	24:29.714	3:59.722	111.145

#### **16** 30 Dennis BOOTH

Total Time **24:31.871** Avg Speed **108.317** Behind **1:34.445**  
Best Time **3:59.612** Best Speed **111.196** On **5** Gp **a**

Lap	Elapsed Time	Lap Time	Lap Speed
1	4:19.983	4:19.983	100.808
2	8:27.984	4:08.001	107.435
3	12:32.268	4:04.284	109.070
4	16:32.282	4:00.014	111.010
5	20:31.894	3:59.612	111.196
6	24:31.871	3:59.977	111.027

# Ulster Grand Prix Bike Week

## SUPERSPORT 600

### Race 2 - Investment Romania UGP Supersport

Saturday, 18 August 2007

## DETAILED RESULT



### Race Classification

#### 17 32 Paul CRANSTON

Total Time **24:44.174** Avg Speed **107.419** Behind **1:46.748**  
Best Time **4:02.972** Best Speed **109.659** On **4** Gp **a**

Lap	Elapsed Time	Lap Time	Lap Speed
1	4:19.489	4:19.489	101.000
2	8:27.678	4:08.189	107.354
3	12:33.320	4:05.642	108.467
4	16:36.292	4:02.972	109.659
5	20:40.430	4:04.138	109.135
6	24:44.174	4:03.744	109.311

#### 18 79 Andrew COURTNEY

Total Time **24:50.908** Avg Speed **106.934** Behind **1:53.482**  
Best Time **4:01.649** Best Speed **110.259** On **6** Gp **b**

Lap	Elapsed Time	Lap Time	Lap Speed
1	4:26.690	4:26.690	98.273
2	8:34.616	4:07.926	107.467
3	12:41.910	4:07.294	107.742
4	16:46.377	4:04.467	108.988
5	20:49.259	4:02.882	109.699
6	24:50.908	4:01.649	110.259

#### 19 40 Paul SHOESMITH

Total Time **24:52.112** Avg Speed **106.847** Behind **1:54.686**  
Best Time **4:01.200** Best Speed **110.464** On **6** Gp **b**

Lap	Elapsed Time	Lap Time	Lap Speed
1	4:16.926	4:16.926	102.007
2	8:27.119	4:10.193	106.494
3	12:36.990	4:09.871	106.631
4	16:45.423	4:08.433	107.248
5	20:50.912	4:05.489	108.534
6	24:52.112	4:01.200	110.464

#### 20 48 Gareth COSTELLO

Total Time **24:52.202** Avg Speed **106.841** Behind **1:54.776**  
Best Time **4:00.765** Best Speed **110.664** On **6** Gp **b**

Lap	Elapsed Time	Lap Time	Lap Speed
1	4:23.785	4:23.785	99.355
2	8:33.453	4:09.668	106.718
3	12:43.359	4:09.906	106.616
4	16:47.991	4:04.632	108.914
5	20:51.437	4:03.446	109.445
6	24:52.202	4:00.765	110.664

### Race Classification

#### 21 28 David MULLIGAN

Total Time **25:00.123** Avg Speed **106.277** Behind **2:02.697**  
Best Time **3:59.760** Best Speed **111.128** On **6** Gp **a**

Lap	Elapsed Time	Lap Time	Lap Speed
1	4:26.857	4:26.857	98.211
2	8:43.288	4:16.431	103.903
3	12:53.880	4:10.592	106.324
4	16:58.947	4:05.067	108.721
5	21:00.363	4:01.416	110.365
6	25:00.123	3:59.760	111.128

#### 22 16 John BURROWS

Total Time **25:01.209** Avg Speed **106.200** Behind **2:03.783**  
Best Time **4:01.334** Best Speed **110.403** On **6** Gp **a**

Lap	Elapsed Time	Lap Time	Lap Speed
1	4:43.067	4:43.067	92.587
2	8:48.273	4:05.206	108.659
3	12:53.479	4:05.206	108.659
4	16:57.571	4:04.092	109.155
5	20:59.875	4:02.304	109.961
6	25:01.209	4:01.334	110.403

#### 23 31 Wayne KENNEDY

Total Time **25:06.454** Avg Speed **105.830** Behind **2:09.028**  
Best Time **4:03.496** Best Speed **109.423** On **6** Gp **b**

Lap	Elapsed Time	Lap Time	Lap Speed
1	4:27.512	4:27.512	97.971
2	8:40.884	4:13.372	105.157
3	12:51.732	4:10.848	106.216
4	16:58.842	4:07.110	107.822
5	21:02.958	4:04.116	109.145
6	25:06.454	4:03.496	109.423

#### 24 50 James BRESLIN

Total Time **25:23.988** Avg Speed **104.612** Behind **2:26.562**  
Best Time **4:06.409** Best Speed **108.129** On **6** Gp **b**

Lap	Elapsed Time	Lap Time	Lap Speed
1	4:26.479	4:26.479	98.351
2	8:43.594	4:17.115	103.627
3	12:57.222	4:13.628	105.051
4	17:08.325	4:11.103	106.108
5	21:17.579	4:09.254	106.895
6	25:23.988	4:06.409	108.129



# Ulster Grand Prix Bike Week

## SUPERSPORT 600

### Race 2 - Investment Romania UGP Supersport

Saturday, 18 August 2007

## DETAILED RESULT



### Race Classification

#### **25** 38 John RAESIDE

Total Time **25:34.189** Avg Speed **103.917** Behind **2:36.763**  
Best Time **4:06.769** Best Speed **107.971** On **6** Gp **b**

Lap	Elapsed Time	Lap Time	Lap Speed
1	4:36.755	4:36.755	94.699
2	8:54.492	4:17.737	103.377
3	13:08.234	4:13.742	105.004
4	17:18.283	4:10.049	106.555
5	21:27.420	4:09.137	106.945
6	25:34.189	4:06.769	107.971

#### **26** 29 Johnny McCAY

Total Time **26:09.780** Avg Speed **101.561** Behind **3:12.354**  
Best Time **4:15.612** Best Speed **104.236** On **6** Gp **b**

Lap	Elapsed Time	Lap Time	Lap Speed
1	4:34.931	4:34.931	95.327
2	8:54.200	4:19.269	102.766
3	13:15.326	4:21.126	102.035
4	17:36.230	4:20.904	102.122
5	21:54.168	4:17.938	103.296
6	26:09.780	4:15.612	104.236

#### **27** 42 Graham OAKLAND

Total Time **22:41.974** Avg Speed **97.494** Behind **1 Lap**  
Best Time **4:27.385** Best Speed **99.646** On **5** Gp **b**

Lap	Elapsed Time	Lap Time	Lap Speed
1	4:39.984	4:39.984	93.607
2	9:11.988	4:32.004	97.954
3	13:42.355	4:30.367	98.547
4	18:14.589	4:32.234	97.872
5	22:41.974	4:27.385	99.646

### Not Classified

#### **DNF** 15 Mark PARRETT

Total Time **20:21.883** Avg Speed **108.672** Behind **1 Lap**  
Best Time **4:00.451** Best Speed **110.808** On **4** Gp **a**

Lap	Elapsed Time	Lap Time	Lap Speed
1	4:11.869	4:11.869	104.056
2	8:13.918	4:02.049	110.077
3	12:15.960	4:02.042	110.080
4	16:16.411	4:00.451	110.808
5	20:21.883	4:05.472	108.542

### Not Classified

#### **DNF** 39 James REDPATH

Total Time **20:40.707** Avg Speed **107.023** Behind **18.824**  
Best Time **4:00.926** Best Speed **110.590** On **4** Gp **a**

Lap	Elapsed Time	Lap Time	Lap Speed
1	4:19.278	4:19.278	101.082
2	8:27.842	4:08.564	107.192
3	12:31.190	4:03.348	109.489
4	16:32.116	4:00.926	110.590
5	20:40.707	4:08.591	107.180

#### **DNF** 65 Geoff DOWNEY

Total Time **17:43.418** Avg Speed **99.810** Behind **2 Laps**  
Best Time **4:20.456** Best Speed **102.297** On **3** Gp **b**

Lap	Elapsed Time	Lap Time	Lap Speed
1	4:34.410	4:34.410	95.508
2	8:58.218	4:23.808	100.998
3	13:18.674	4:20.456	102.297
4	17:43.418	4:24.744	100.640

#### **DNF** 22 Mark BUCKLEY

Total Time **11:54.195** Avg Speed **111.309** Behind **3 Laps**  
Best Time **3:52.628** Best Speed **114.535** On **3** Gp **a**

Lap	Elapsed Time	Lap Time	Lap Speed
1	4:06.754	4:06.754	106.213
2	8:01.567	3:54.813	113.469
3	11:54.195	3:52.628	114.535

#### **DNF** 27 Adrian McFARLAND

Total Time **12:23.123** Avg Speed **106.976** Behind **28.928**  
Best Time **3:58.199** Best Speed **111.856** On **2** Gp **a**

Lap	Elapsed Time	Lap Time	Lap Speed
1	4:07.119	4:07.119	106.056
2	8:05.318	3:58.199	111.856
3	12:23.123	4:17.805	103.349

#### **DNF** 4 John McGUINNESS

Total Time **8:21.966** Avg Speed **105.291** Behind **4 Laps**  
Best Time **4:10.866** Best Speed **106.208** On **2** Gp **a**

Lap	Elapsed Time	Lap Time	Lap Speed
1	4:11.100	4:11.100	104.374
2	8:21.966	4:10.866	106.208



# Ulster Grand Prix Bike Week

## SUPERSPORT 600

Race 2 - Investment Romania UGP Supersport

Saturday, 18 August 2007

### DETAILED RESULT



#### Not Classified

##### **DNF** 69 Dave WOOLAMS

Total Time **8:37.383** Avg Speed **102.153** Behind **15.417**

Best Time **4:13.364** Best Speed **105.161** On **2** Gp **b**

Lap	Elapsed Time	Lap Time	Lap Speed
1	4:24.019	4:24.019	99.267
2	8:37.383	4:13.364	105.161

##### **DNF** 71 Davy MORGAN

Total Time **8:52.186** Avg Speed **99.312** Behind **30.220**

Best Time **4:36.637** Best Speed **96.314** On **2** Gp **b**

Lap	Elapsed Time	Lap Time	Lap Speed
1	4:15.549	4:15.549	102.557
2	8:52.186	4:36.637	96.314

##### **DNF** 84 Barry DAVIDSON

Total Time **4:30.554** Avg Speed **96.869** Behind **5 Laps**

Best Time **4:30.554** Best Speed **96.869** On **1** Gp **b**

Lap	Elapsed Time	Lap Time	Lap Speed
1	4:30.554	4:30.554	96.869

##### **DNF** 6 William DUNLOP

Total Time **4:35.293** Avg Speed **95.202** Behind **4.739**

Best Time **4:35.293** Best Speed **95.202** On **1** Gp **a**

Lap	Elapsed Time	Lap Time	Lap Speed
1	4:35.293	4:35.293	95.202

##### **DNF** 89 Alan CONNOR

Total Time **4:41.763** Avg Speed **93.016** Behind **11.209**

Best Time **4:41.763** Best Speed **93.016** On **1** Gp **b**

Lap	Elapsed Time	Lap Time	Lap Speed
1	4:41.763	4:41.763	93.016

# Ulster Grand Prix Bike Week

## SUPERSPORT 600

### Race 2 - Investment Romania UGP Supersport

## LAP CHART



1					2					3				
No	Name	G	Elapsed Time	Lap Time	No	Name	G	Elapsed Time	Lap Time	No	Name	G	Elapsed Time	Lap Time
10	Conor CUMMINS	a	3:57.670	3:57.670	77	Ryan FARQUHAR	a	7:48.765	3:50.940	77	Ryan FARQUHAR	a	11:38.403	3:49.638
77	Ryan FARQUHAR	a	3:57.825	3:57.825	10	Conor CUMMINS	a	7:49.312	3:51.642	10	Conor CUMMINS	a	11:38.663	3:49.351
1	Guy MARTIN	a	4:00.464	4:00.464	1	Guy MARTIN	a	7:53.367	3:52.903	1	Guy MARTIN	a	11:41.567	3:48.200
8	Ian HUTCHINSON	a	4:05.777	4:05.777	17	James McBRIDE	a	8:00.170	3:54.384	7	Ian LOUGHER	a	11:51.955	3:51.383
17	James McBRIDE	a	4:05.786	4:05.786	7	Ian LOUGHER	a	8:00.572	3:53.890	17	James McBRIDE	a	11:53.310	3:53.140
9	Keith AMOR	a	4:06.058	4:06.058	86	Cameron DONALD	a	8:01.063	3:54.442	9	Keith AMOR	a	11:53.582	3:52.429
11	Rob FROST	a	4:06.582	4:06.582	9	Keith AMOR	a	8:01.153	3:55.095	86	Cameron DONALD	a	11:53.792	3:52.729
86	Cameron DONALD	a	4:06.621	4:06.621	22	Mark BUCKLEY	a	8:01.567	3:54.813	2	Adrian ARCHIBALD	a	11:53.838	3:52.040
7	Ian LOUGHER	a	4:06.682	4:06.682	2	Adrian ARCHIBALD	a	8:01.798	3:53.882	22	Mark BUCKLEY	a	11:54.195	3:52.628
22	Mark BUCKLEY	a	4:06.754	4:06.754	8	Ian HUTCHINSON	a	8:04.673	3:58.896	8	Ian HUTCHINSON	a	11:58.677	3:54.004
27	Adrian McFARLAND	a	4:07.119	4:07.119	11	Rob FROST	a	8:05.215	3:58.633	11	Rob FROST	a	12:03.382	3:58.167
70	Victor GILMORE	a	4:07.355	4:07.355	27	Adrian McFARLAND	a	8:05.318	3:58.199	70	Victor GILMORE	a	12:03.770	3:57.797
2	Adrian ARCHIBALD	a	4:07.916	4:07.916	70	Victor GILMORE	a	8:05.973	3:58.618	21	Les SHAND	a	12:15.288	4:00.810
4	John McGUINNESS	a	4:11.100	4:11.100	15	Mark PARRETT	a	8:13.918	4:02.049	15	Mark PARRETT	a	12:15.960	4:02.042
15	Mark PARRETT	a	4:11.869	4:11.869	45	Martin FINNEGAN	a	8:14.187	4:01.443	45	Martin FINNEGAN	a	12:16.113	4:01.926
45	Martin FINNEGAN	a	4:12.744	4:12.744	21	Les SHAND	a	8:14.478	4:00.809	41	Darren BURNS	a	12:19.955	4:02.140
34	Dwyer AGNEW	b	4:13.587	4:13.587	41	Darren BURNS	a	8:17.815	4:02.268	27	Adrian McFARLAND	a	12:23.123	4:17.805
21	Les SHAND	a	4:13.669	4:13.669	34	Dwyer AGNEW	b	8:19.125	4:05.538	34	Dwyer AGNEW	b	12:24.190	4:05.065
41	Darren BURNS	a	4:15.547	4:15.547	4	John McGUINNESS	a	8:21.966	4:10.866	39	James REDPATH	a	12:31.190	4:03.348
71	Davy MORGAN	b	4:15.549	4:15.549	40	Paul SHOESMITH	b	8:27.119	4:10.193	30	Dennis BOOTH	a	12:32.268	4:04.284
40	Paul SHOESMITH	b	4:16.926	4:16.926	32	Paul CRANSTON	a	8:27.678	4:08.189	32	Paul CRANSTON	a	12:33.320	4:05.642
39	James REDPATH	a	4:19.278	4:19.278	39	James REDPATH	a	8:27.842	4:08.564	40	Paul SHOESMITH	b	12:36.990	4:09.871
32	Paul CRANSTON	a	4:19.489	4:19.489	30	Dennis BOOTH	a	8:27.984	4:08.001	79	Andrew COURTNEY	b	12:41.910	4:07.294
30	Dennis BOOTH	a	4:19.983	4:19.983	48	Gareth COSTELLO	b	8:33.453	4:09.668	48	Gareth COSTELLO	b	12:43.359	4:09.906
48	Gareth COSTELLO	b	4:23.785	4:23.785	79	Andrew COURTNEY	b	8:34.616	4:07.926	31	Wayne KENNEDY	b	12:51.732	4:10.848
69	Dave WOOLAMS	b	4:24.019	4:24.019	69	Dave WOOLAMS	b	8:37.383	4:13.364	16	John BURROWS	a	12:53.479	4:05.206
50	James BRESLIN	b	4:26.479	4:26.479	31	Wayne KENNEDY	b	8:40.884	4:13.372	28	David MULLIGAN	a	12:53.880	4:10.592
79	Andrew COURTNEY	b	4:26.690	4:26.690	28	David MULLIGAN	a	8:43.288	4:16.431	50	James BRESLIN	b	12:57.222	4:13.628
28	David MULLIGAN	a	4:26.857	4:26.857	50	James BRESLIN	b	8:43.594	4:17.115	38	John RAESIDE	b	13:08.234	4:13.742
31	Wayne KENNEDY	b	4:27.512	4:27.512	16	John BURROWS	a	8:48.273	4:05.206	29	Johnny McCAY	b	13:15.326	4:21.126
84	Barry DAVIDSON	b	4:30.554	4:30.554	71	Davy MORGAN	b	8:52.186	4:36.637	65	Geoff DOWNEY	b	13:18.674	4:20.456
65	Geoff DOWNEY	b	4:34.410	4:34.410	29	Johnny McCAY	b	8:54.200	4:19.269	42	Graham OAKLAND	b	13:42.355	4:30.367
29	Johnny McCAY	b	4:34.931	4:34.931	38	John RAESIDE	b	8:54.492	4:17.737					
6	William DUNLOP	a	4:35.293	4:35.293	65	Geoff DOWNEY	b	8:58.218	4:23.808					
38	John RAESIDE	b	4:36.755	4:36.755	42	Graham OAKLAND	b	9:11.988	4:32.004					
42	Graham OAKLAND	b	4:39.984	4:39.984										
89	Alan CONNOR	b	4:41.763	4:41.763										
16	John BURROWS	a	4:43.067	4:43.067										

# Ulster Grand Prix Bike Week

## SUPERSPORT 600

### Race 2 - Investment Romania UGP Supersport

## LAP CHART

**4**

No	Name	G	Elapsed Time	Lap Time
1	Guy MARTIN	a	15:28.666	3:47.099
10	Conor CUMMINS	a	15:28.845	3:50.182
77	Ryan FARQUHAR	a	15:29.114	3:50.711
9	Keith AMOR	a	15:41.369	3:47.787
7	Ian LOUGHER	a	15:41.491	3:49.536
86	Cameron DONALD	a	15:41.542	3:47.750
17	James McBRIDE	a	15:46.071	3:52.761
2	Adrian ARCHIBALD	a	15:46.225	3:52.387
8	Ian HUTCHINSON	a	15:52.924	3:54.247
70	Victor GILMORE	a	15:58.033	3:54.263
11	Rob FROST	a	15:59.604	3:56.222
21	Les SHAND	a	16:15.936	4:00.648
15	Mark PARRETT	a	16:16.411	4:00.451
45	Martin FINNEGAN	a	16:16.498	4:00.385
41	Darren BURNS	a	16:20.489	4:00.534
34	Dwyer AGNEW	b	16:26.554	4:02.364
39	James REDPATH	a	16:32.116	4:00.926
30	Dennis BOOTH	a	16:32.282	4:00.014
32	Paul CRANSTON	a	16:36.292	4:02.972
40	Paul SHOESMITH	b	16:45.423	4:08.433
79	Andrew COURTNEY	b	16:46.377	4:04.467
48	Gareth COSTELLO	b	16:47.991	4:04.632
16	John BURROWS	a	16:57.571	4:04.092
31	Wayne KENNEDY	b	16:58.842	4:07.110
28	David MULLIGAN	a	16:58.947	4:05.067
50	James BRESLIN	b	17:08.325	4:11.103
38	John RAESIDE	b	17:18.283	4:10.049
29	Johnny McCAY	b	17:36.230	4:20.904
65	Geoff DOWNEY	b	17:43.418	4:24.744
42	Graham OAKLAND	b	18:14.589	4:32.234

**5**

No	Name	G	Elapsed Time	Lap Time
1	Guy MARTIN	a	19:13.818	3:45.152
10	Conor CUMMINS	a	19:14.108	3:45.263
77	Ryan FARQUHAR	a	19:14.882	3:45.768
9	Keith AMOR	a	19:27.634	3:46.265
86	Cameron DONALD	a	19:27.875	3:46.333
7	Ian LOUGHER	a	19:27.886	3:46.395
17	James McBRIDE	a	19:36.786	3:50.715
2	Adrian ARCHIBALD	a	19:37.094	3:50.869
8	Ian HUTCHINSON	a	19:49.172	3:56.248
70	Victor GILMORE	a	19:50.692	3:52.659
11	Rob FROST	a	19:52.755	3:53.151
21	Les SHAND	a	20:14.866	3:58.930
45	Martin FINNEGAN	a	20:15.954	3:59.456
41	Darren BURNS	a	20:20.553	4:00.064
15	Mark PARRETT	a	20:21.883	4:05.472
34	Dwyer AGNEW	b	20:29.992	4:03.438
30	Dennis BOOTH	a	20:31.894	3:59.612
32	Paul CRANSTON	a	20:40.430	4:04.138
39	James REDPATH	a	20:40.707	4:08.591
79	Andrew COURTNEY	b	20:49.259	4:02.882
40	Paul SHOESMITH	b	20:50.912	4:05.489
48	Gareth COSTELLO	b	20:51.437	4:03.446
16	John BURROWS	a	20:59.875	4:02.304
28	David MULLIGAN	a	21:00.363	4:01.416
31	Wayne KENNEDY	b	21:02.958	4:04.116
50	James BRESLIN	b	21:17.579	4:09.254
38	John RAESIDE	b	21:27.420	4:09.137
29	Johnny McCAY	b	21:54.168	4:17.938
42	Graham OAKLAND	b	22:41.974	4:27.385

**6**

No	Name	G	Elapsed Time	Lap Time
1	Guy MARTIN	a	22:57.426	3:43.608
10	Conor CUMMINS	a	22:59.202	3:45.094
77	Ryan FARQUHAR	a	23:04.672	3:49.790
7	Ian LOUGHER	a	23:12.867	3:44.981
9	Keith AMOR	a	23:13.293	3:45.659
86	Cameron DONALD	a	23:17.743	3:49.868
17	James McBRIDE	a	23:27.684	3:50.898
2	Adrian ARCHIBALD	a	23:28.900	3:51.806
70	Victor GILMORE	a	23:42.424	3:51.732
11	Rob FROST	a	23:45.505	3:52.750
8	Ian HUTCHINSON	a	23:45.716	3:56.544
21	Les SHAND	a	24:11.950	3:57.084
45	Martin FINNEGAN	a	24:12.007	3:56.053
41	Darren BURNS	a	24:23.850	4:03.297
34	Dwyer AGNEW	b	24:29.714	3:59.722
30	Dennis BOOTH	a	24:31.871	3:59.977
32	Paul CRANSTON	a	24:44.174	4:03.744
79	Andrew COURTNEY	b	24:50.908	4:01.649
40	Paul SHOESMITH	b	24:52.112	4:01.200
48	Gareth COSTELLO	b	24:52.202	4:00.765
28	David MULLIGAN	a	25:00.123	3:59.760
16	John BURROWS	a	25:01.209	4:01.334
31	Wayne KENNEDY	b	25:06.454	4:03.496
50	James BRESLIN	b	25:23.988	4:06.409
38	John RAESIDE	b	25:34.189	4:06.769
29	Johnny McCAY	b	26:09.780	4:15.612



Speed TrapUGP2007 RACE 2 Supersport 600cc

<u>No.</u>	<u>Name</u>	<u>Lap 1</u>	<u>Lap 2</u>	<u>Lap 3</u>	<u>Lap 4</u>	<u>Lap 5</u>	<u>Lap 6</u>
1	Guy MARTIN		166	162	162	161	
5	Bruce ANSTEY				161		
7	Ian LOUGHER		162				
8	Ian HUTCHINSON		164		166		
9	Keith AMOR		164	162			169
10	Conor CUMMINS		167		162	161	164
11	Rob FROST	142					160
16	John BURROWS			158	151		
21	Les SHAND		161		162	161	161
22	Mark BUCKLEY						155
28	David MULLIGAN				149		
29	Johnny McCAY					146	
30	Dennis BOOTH				158	149	
31	Wayne KENNEDY				156	151	154
34	Dwyer AGNEW						160
38	John RAESIDE		154		156	148	149
39	James REDPATH			152			
40	Paul SHOESMITH			161		149	161
48	Gareth COSTELLO		159	157			
50	James BRESLIN			151	153	149	151
61	John WALSH			160			
65	Geoff DOWNEY		155	152			
70	Victor GILMORE			153		153	
77	Ryan FARQUHAR	147		158	162		
86	Cameron DONALD					165	164