



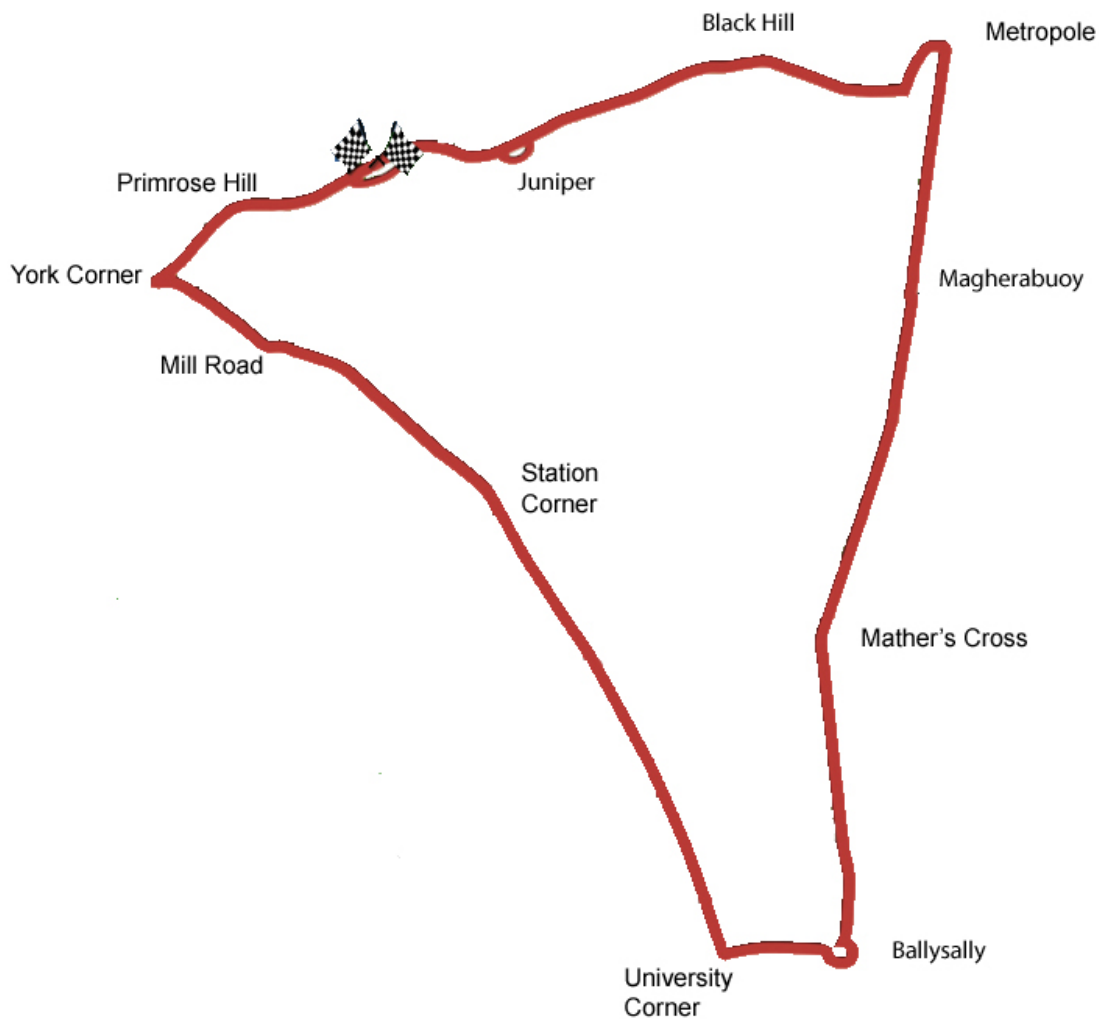
**TUESDAY 8<sup>th</sup> – SATURDAY 12<sup>th</sup> MAY 2007**

**promoted by  
Coleraine & District Motor Club  
[www.northwest200.org](http://www.northwest200.org)**



# The Triangle Circuit

8.966 miles



## LAP RECORDS

Class	Rider	Machine	m	s	mph	Year
125cc	Robert Dunlop	Honda	5	12.909	103.153	2006
250cc	Callum Ramsay	Honda	4	43.35	113.914	1998
Supersport 400	John McGuinness	Honda	5	13.190	103.061	2004
Supersport 600	Ian Hutchinson	Kawasaki	4	36.158	116.881	2006
Superstock	Ian Hutchinson	Kawasaki	4	28.661	120.142	2006
Superbike	Steve Plater	Honda	4	20.074	124.109	2006

# KENNEDY International NORTH WEST 200

## SUPERSPORT / SUPERSTOCK

### Qualifying Session One

Tuesday, 08 May 2007



### Supersport

Qualifying Time


5:31.245

Qualifying Speed

97.443

Pos	Class	No	Name	Machine / Sponsor	Time	Best Lap Behind	Speed	On	Total Laps	Qualifying Laps
Qualifying Classification										
1	NWSSP	5	Bruce ANSTEY	Suzuki - Relentless Suzuki by TAS Racing	4:36.677	0.162	116.662	2	4	4
2	NWSSP	101	Steve PLATER	Yamaha - AIM Racing	4:41.695	5.018	114.584	4	5	3
3	NWSSP	86	Cameron DONALD	Honda - Wilson Craig/Uel Duncan	4:41.700	5.023	114.581	3	6	3
4	NWSSP	24	Keith AMOR	Honda - Wilson Craig/Uel Duncan Racing	4:41.924	5.247	114.490	2	6	4
5	NWSSP	4	John McGUINNESS	Honda - Padgetts of Batley	4:43.489	6.812	113.858	3	6	5
6	NWSSP	9	Alastair SEELEY	Kawasaki - William Watt Antrim	4:43.862	7.185	113.709	4	7	6
7	NWSSP	8	Guy MARTIN	Honda - Hydrex Honda	4:44.464	7.787	113.468	4	5	5
8	NWSSP	6	Ian LOUGHER	Honda - Blackhorse Motorcycle Finance	4:44.764	8.087	113.349	5	5	5
9	NWSSP	10	Raymond PORTER	Kawasaki - McAdoo/Gortreagh Printing	4:45.258	8.581	113.152	5	7	7
10	NWSSP	49	Conor CUMMINS	Yamaha - JMF Team Millsport Racing	4:45.579	8.902	113.025	3	4	3
11	NWSSP	3	Michael RUTTER	Kawasaki - Isilon MSS Discovery Kawasaki	4:46.395	9.718	112.703	3	6	5
12	NWSSP	11	Stuart EASTON	Kawasaki - Isilon MSS Discovery Kawasaki	4:49.662	12.985	111.432	4	5	4
13	NWSSP	1	Ian HUTCHINSON	Honda - Bike Animal Honda	4:49.670	12.993	111.429	2	6	5
14	NWSSP	44	Barry DAVIDSON	Honda - Maine Road Racing Club	4:50.487	13.810	111.115	4	6	5
15	NWSSP	22	Nigel BEATTIE	Yamaha - JMF Team Millsport Racing	4:50.637	13.960	111.058	2	3	2
16	NWSSP	46	Adrian McFARLAND	Yamaha - Team Hardship Racing	4:51.408	14.731	110.764	3	4	3
17	NWSSP	7	Ryan FARQUHAR	Kawasaki - Kenny Harker Racing	4:51.806	15.129	110.613	4	5	3
18	NWSSP	25	Chris PALMER	Honda - Solway Slate & Tile Carlisle	4:52.160	15.483	110.479	2	6	5
19	NWSSP	93	Callum RAMSAY	Honda - Crossan Motorcycles	4:52.648	15.971	110.295	3	4	2
20	NWSSP	14	Jimmy MOORE	Honda - Blackhorse Motorcycle Finance	4:54.587	17.910	109.569	5	6	4
21	NWSSP	42	Mark PARRETT	Yamaha - Vixen Racing	4:55.170	18.493	109.353	5	6	5
22	NWSSP	61	Phil STEWART	Honda	4:55.309	18.632	109.301	5	6	5
23	NWSSP	47	Ryan McCAY	Triumph 675 - Absol Engineering	4:58.922	22.245	107.980	5	6	5
24	NWSSP	91	Andrew NEILL	Yamaha - Moira MRC	4:59.132	22.455	107.904	5	6	4
25	NWSSP	72	Frank SPENNER	Yamaha - ADAC Hessen-Thuringen	4:59.193	22.516	107.882	4	5	3
26	NWSSP	71	Davy MORGAN	Honda - AutoTech	4:59.258	22.581	107.859	3	5	3
27	NWSSP	196	Dave MILLING	Honda	4:59.922	23.245	107.620	4	6	5
28	NWSSP	35	Trevor FERGUSON	Triumph 675	5:00.527	23.850	107.403	2	6	3
29	NWSSP	100	James REDPATH	Yamaha - R&R Kitchens	5:01.016	24.339	107.229	5	5	4
30	NWSSP	39	Stefano BONETTI	Honda	5:01.105	24.428	107.197	5	6	5
31	NWSSP	64	Paul DOBBS	Triumph 675 - Action Triumph/Custom Classic	5:01.294	24.617	107.130	2	4	3
32	NWSSP	87	Oliver LINSDELL	Triumph 675 - Flitwick Motorcycles	5:01.654	24.977	107.002	5	7	6
33	NWSSP	63	Mark LUNNEY	Honda - Philip Mullan Steel Fixing	5:02.660	25.983	106.646	6	6	4
34	NWSSP	32	Lee HILL	Yamaha	5:02.729	26.052	106.622	5	6	4
35	NWSSP	90	Anthony McCOLGAN	Suzuki	5:04.697	28.020	105.933	5	6	5
36	NWSSP	40	Liam QUINN	Yamaha - Team Racing	5:05.353	28.676	105.706	5	5	4
37	NWSSP	92	Wayne KENNEDY	Suzuki - Rainbow Amusements	5:05.454	28.777	105.671	5	7	6
38	NWSSP	54	Steve HENEGHAN	Suzuki - HCL Yomoto Quattro Racing	5:05.924	29.247	105.509	4	6	5
39	NWSSP	99	David MULLIGAN	Yamaha	5:05.956	29.279	105.498	2	6	4
40	NWSSP	58	Maurice HOGG	Yamaha	5:06.213	29.536	105.409	5	7	6
41	NWSSP	26	Dennis BOOTH	Yamaha	5:06.274	29.597	105.388	5	6	5
42	NWSSP	75	Paul GARTLAND	Yamaha	5:06.787	30.110	105.212	4	6	5
43	NWSSP	13	Jay BELLERS-SMITH	Yamaha	5:07.989	31.312	104.801	4	6	4
44	NWSSP	66	David TAYLOR	Yamaha	5:09.782	33.105	104.195	5	6	5
45	NWSSP	18	Michael DUNLOP	Triumph 675	5:10.126	33.449	104.079	5	6	4
46	NWSSP	95	Phil HARVEY	Yamaha - the FSD.com	5:10.416	33.739	103.982	5	6	5
47	NWSSP	56	Stephen OATES	Suzuki - Hallett Aviation	5:11.115	34.438	103.748	4	7	6
48	NWSSP	88	Alan OVERSBY	Honda - W A Corless Joinery	5:11.269	34.592	103.697	4	6	5
49	NWSSP	89	Trevor KEYS	Suzuki - McKinsty	5:12.496	35.819	103.290	2	3	2
50	NWSSP	62	Ricky IANSON	Honda	5:12.656	35.979	103.237	5	6	4
51	NWSSP	65	Kevin STROWGER	Honda - Mistral Racing Ltd.	5:12.693	36.016	103.225	4	6	4
52	NWSSP	74	Glenn WALKER	Kawasaki - D n D Motorcycles	5:12.990	36.313	103.127	2	5	2

These Results are provisional and are subject to ratification by the Stewards of the Meeting.

Track	<b>The Triangle</b>	Signed	 Chief Timekeeper	Organising Club	<b>Coleraine &amp; District Motor Club</b>
Length(miles)	<b>8.9660</b> <b>Lap 1 (8.8300)</b>	Issued At:		20:23:19	Qualifying Started
Weather	<b>Sunny</b>				
Track	<b>Dry</b>				



# KENNEDY International NORTH WEST 200

## SUPERSPORT / SUPERSTOCK

### Qualifying Session One

Tuesday, 08 May 2007



### Supersport

Qualifying Time

5:31.245

Qualifying Speed


97.443

Pos	Class	No	Name	Machine / Sponsor	Time	Best Lap Behind	Speed	On	Total Laps	Qualifying Laps
<b>Qualifying Classification</b>										
53	NWSSP	97	Lorenzo RIZZARDINI	Kawasaki	5:13.949	37.272	102.812	4	6	2
54	NWSSP	51	Paul LENNON	Kawasaki	5:14.441	37.764	102.651	2	6	5
55	NWSSP	81	Chris MCGAHAN	Yamaha - Manx Glass & Glazing	5:14.986	38.309	102.473	4	5	4
56	NWSSP	53	Rob BARBER	Triumph 675 - PRB Racing.co.uk	5:15.235	38.558	102.392	5	6	4
57	NWSSP	80	Phill ARCHER	Triumph 675	5:15.560	38.883	102.287	4	5	4
58	NWSSP	79	Sandy BERWICK	Suzuki	5:16.935	40.258	101.843	5	6	4
59	NWSSP	60	Johnny McCAY	Yamaha	5:18.981	42.304	101.190	4	6	4
60	NWSSP	43	Keith COSTELLO	Yamaha	5:22.767	46.090	100.003	5	5	2
61	NWSSP	50	James BRESLIN	Kawasaki	5:23.040	46.363	99.918	3	5	4
62	NWSSP	15	Anita BUXTON	Suzuki - KP Zig Zag Racing	5:24.888	48.211	99.350	4	5	3
63	NWSSP	30	Carl HOOPER	Honda - Lemonade Screen Print/Macc	5:25.848	49.171	99.057	4	4	3

### Non Qualifiers

NWSSP	78	John WALSH	Yamaha - Diamond Edge Racing	4:52.354	15.839	110.406	2	3	<u>1</u>
NWSSP	115	Roger MAHER	Yamaha - Back Racing / Specials Ireland	4:55.283	18.768	109.311	2	3	<u>1</u>
NWSSP	2	Adrian ARCHIBALD	Suzuki - Relentless Suzuki by TAS Racing	5:12.138	35.623	103.408	3	3	<u>1</u>
NWSSP	27	Maria COSTELLO	Honda - Bering/Blackhorse M/C Finance	5:18.870	42.355	101.225	2	2	<u>1</u>
NWSSP	20	Denver ROBB	Suzuki - Mar-Train Racing	5:19.773	43.258	100.939	2	2	<u>1</u>
NWSSP	34	James McBRIDE	Yamaha - Speedfreak Race Team	5:20.190	43.675	100.808	2	2	<u>1</u>
NWSSP	36	Christian ELKIN	Honda - BBR Racing	5:21.162	44.647	100.503	3	3	<u>1</u>
NWSSP	73	Jeff WARD	Honda - TWR	5:38.204	1:01.689	95.438	2	2	<u>0</u>
NWSSP	67	Herbie RONAN	Honda	5:41.684	1:05.169	94.466	2	2	<u>0</u>
NWSSP	76	Richard THERSBY	Suzuki - Slater Bikes	5:50.747	1:14.232	92.025	3	4	<u>0</u>
NWSSP	23	Michael WEYNAND	Triumph 675 - SK Support Racing Team Macau	8:09.387	3:32.872	65.955	1	1	<u>0</u>
NWSSP	96	Daniel JANSEN	Kawasaki	15:46.015	11:09.500	34.120	1	1	<u>0</u>

These Results are provisional and are subject to ratification by the Stewards of the Meeting.

Track	<b>The Triangle</b>	Signed		Organising Club	<b>Coleraine &amp; District Motor Club</b>
Length(miles)	<b>8.9660</b> Lap 1 (8.8300)		Chief Timekeeper	Qualifying Started	<b>19:27:35.189</b>
Weather	<b>Sunny</b>	Issued At:	20:23:19		
Track	<b>Dry</b>				

# KENNEDY International NORTH WEST 200



## SUPERSPORT / SUPERSTOCK

### Qualifying Session One

Tuesday, 08 May 2007

## DETAILED RESULT

Supersport

### Qualifying Classification

Position

#### **1** 5 Bruce ANSTEY

NWSSP Behind **0.162**

Best Time **4:36.677** Best Speed **116.662** On **2** Gp **a**

Lap	Elapsed Time	Lap Time	Lap Speed
1	5:16.762	5:16.762	100.353
2	9:53.439	4:36.677	116.662
3	14:32.100	4:38.661	115.831
4	19:24.522	4:52.422	110.380

#### **2** 101 Steve PLATER

NWSSP Behind **5.018**

Best Time **4:41.695** Best Speed **114.584** On **4** Gp **a**

Lap	Elapsed Time	Lap Time	Lap Speed
1	5:39.994	5:39.994	93.496
2	17:31.748	11:51.754	45.349
3	22:17.451	4:45.703	112.976
4	26:59.146	4:41.695	114.584
5	32:19.823	5:20.677	100.655

#### **3** 86 Cameron DONALD

NWSSP Behind **5.023**

Best Time **4:41.700** Best Speed **114.581** On **3** Gp **a**

Lap	Elapsed Time	Lap Time	Lap Speed
1	5:44.353	5:44.353	92.312
2	10:31.177	4:46.824	112.535
3	15:12.877	4:41.700	114.581
4	20:20.253	5:07.376	105.010
5	28:23.502	8:03.249	66.793
6	34:18.857	5:55.355	90.832

#### **4** 24 Keith AMOR

NWSSP Behind **5.247**

Best Time **4:41.924** Best Speed **114.490** On **2** Gp **a**

Lap	Elapsed Time	Lap Time	Lap Speed
1	5:48.371	5:48.371	91.248
2	10:30.295	4:41.924	114.490
3	15:12.274	4:41.979	114.468
4	19:54.604	4:42.330	114.326
5	24:37.991	4:43.387	113.899
6	32:58.873	8:20.882	64.442

Supersport

### Qualifying Classification

Position

#### **5** 4 John McGUINNESS

NWSSP Behind **6.812**

Best Time **4:43.489** Best Speed **113.858** On **3** Gp **a**

Lap	Elapsed Time	Lap Time	Lap Speed
1	5:25.777	5:25.777	97.576
2	10:16.848	4:51.071	110.893
3	15:00.337	4:43.489	113.858
4	19:44.594	4:44.257	113.551
5	24:38.318	4:53.724	109.891
6	34:52.554	10:14.236	52.549

#### **6** 9 Alastair SEELEY

NWSSP Behind **7.185**

Best Time **4:43.862** Best Speed **113.709** On **4** Gp **a**

Lap	Elapsed Time	Lap Time	Lap Speed
1	5:18.162	5:18.162	99.911
2	10:04.599	4:46.437	112.687
3	14:52.011	4:47.412	112.304
4	19:35.873	4:43.862	113.709
5	24:20.199	4:44.326	113.523
6	29:09.909	4:49.710	111.413
7	38:04.565	8:54.656	60.371

#### **7** 8 Guy MARTIN

NWSSP Behind **7.787**

Best Time **4:44.464** Best Speed **113.468** On **4** Gp **a**

Lap	Elapsed Time	Lap Time	Lap Speed
1	5:19.929	5:19.929	99.360
2	10:04.857	4:44.928	113.283
3	14:51.784	4:46.927	112.494
4	19:36.248	4:44.464	113.468
5	24:21.656	4:45.408	113.093

#### **8** 6 Ian LOUGHER

NWSSP Behind **8.087**

Best Time **4:44.764** Best Speed **113.349** On **5** Gp **a**

Lap	Elapsed Time	Lap Time	Lap Speed
1	5:17.906	5:17.906	99.992
2	10:04.404	4:46.498	112.663
3	14:50.611	4:46.207	112.777
4	19:35.763	4:45.152	113.194
5	24:20.527	4:44.764	113.349



# KENNEDY International NORTH WEST 200



## SUPERSPORT / SUPERSTOCK

### Qualifying Session One

Tuesday, 08 May 2007

## DETAILED RESULT

Supersport

### Qualifying Classification

Position

#### **9** 10 Raymond PORTER

NWSSP Behind **8.581**

Best Time **4:45.258** Best Speed **113.152** On **5** Gp **a**

Lap	Elapsed Time	Lap Time	Lap Speed
1	5:24.437	5:24.437	97.979
2	10:14.359	4:49.922	111.332
3	15:05.306	4:50.947	110.940
4	19:57.348	4:52.042	110.524
5	24:42.606	4:45.258	113.152
6	29:29.400	4:46.794	112.546
7	34:51.296	5:21.896	100.273

#### **10** 49 Conor CUMMINS

NWSSP Behind **8.902**

Best Time **4:45.579** Best Speed **113.025** On **3** Gp **a**

Lap	Elapsed Time	Lap Time	Lap Speed
1	5:53.453	5:53.453	89.936
2	10:39.326	4:45.873	112.909
3	15:24.905	4:45.579	113.025
4	20:18.537	4:53.632	109.925

#### **11** 3 Michael RUTTER

NWSSP Behind **9.718**

Best Time **4:46.395** Best Speed **112.703** On **3** Gp **a**

Lap	Elapsed Time	Lap Time	Lap Speed
1	5:25.185	5:25.185	97.754
2	10:19.078	4:53.893	109.828
3	15:05.473	4:46.395	112.703
4	19:56.070	4:50.597	111.073
5	24:51.442	4:55.372	109.278
6	32:09.480	7:18.038	73.687

#### **12** 11 Stuart EASTON

NWSSP Behind **12.985**

Best Time **4:49.662** Best Speed **111.432** On **4** Gp **a**

Lap	Elapsed Time	Lap Time	Lap Speed
1	5:24.932	5:24.932	97.830
2	18:45.506	13:20.574	40.318
3	23:52.789	5:07.283	105.042
4	28:42.451	4:49.662	111.432
5	34:08.169	5:25.718	99.097

Supersport

### Qualifying Classification

Position

#### **13** 1 Ian HUTCHINSON

NWSSP Behind **12.993**

Best Time **4:49.670** Best Speed **111.429** On **2** Gp **a**

Lap	Elapsed Time	Lap Time	Lap Speed
1	5:19.702	5:19.702	99.430
2	10:09.372	4:49.670	111.429
3	15:03.032	4:53.660	109.915
4	19:54.013	4:50.981	110.927
5	24:47.245	4:53.232	110.075
6	33:32.981	8:45.736	61.395

#### **14** 44 Barry DAVIDSON

NWSSP Behind **13.810**

Best Time **4:50.487** Best Speed **111.115** On **4** Gp **a**

Lap	Elapsed Time	Lap Time	Lap Speed
1	5:49.159	5:49.159	91.042
2	10:42.611	4:53.452	109.993
3	15:33.120	4:50.509	111.107
4	20:23.607	4:50.487	111.115
5	25:15.145	4:51.538	110.715
6	30:14.639	4:59.494	107.774

#### **15** 22 Nigel BEATTIE

NWSSP Behind **13.960**

Best Time **4:50.637** Best Speed **111.058** On **2** Gp **a**

Lap	Elapsed Time	Lap Time	Lap Speed
1	22:02.689	22:02.689	24.033
2	26:53.326	4:50.637	111.058
3	32:04.893	5:11.567	103.598

#### **16** 46 Adrian McFARLAND

NWSSP Behind **14.731**

Best Time **4:51.408** Best Speed **110.764** On **3** Gp **a**

Lap	Elapsed Time	Lap Time	Lap Speed
1	7:05.500	7:05.500	74.707
2	11:57.554	4:52.054	110.519
3	16:48.962	4:51.408	110.764
4	21:44.141	4:55.179	109.349

# KENNEDY International NORTH WEST 200



## SUPERSPORT / SUPERSTOCK

### Qualifying Session One

Tuesday, 08 May 2007

## DETAILED RESULT

Supersport

### Qualifying Classification

Position

<b>17</b>	<b>7 Ryan FARQUHAR</b>								
NWSSP		Behind	<b>15.129</b>						
Best Time	<b>4:51.806</b>	Best Speed	<b>110.613</b>	On	<b>4</b>	Gp	<b>a</b>		

Lap	Elapsed Time	Lap Time	Lap Speed
1	5:45.319	5:45.319	92.054
2	10:41.696	4:56.377	108.907
3	17:38.980	6:57.284	77.352
4	22:30.786	4:51.806	110.613
5	27:24.140	4:53.354	110.030

### **18** 25 Chris PALMER

NWSSP		Behind	<b>15.483</b>						
Best Time	<b>4:52.160</b>	Best Speed	<b>110.479</b>	On	<b>2</b>	Gp	<b>a</b>		

Lap	Elapsed Time	Lap Time	Lap Speed
1	8:54.369	8:54.369	59.487
2	13:46.529	4:52.160	110.479
3	18:41.834	4:55.305	109.303
4	23:39.829	4:57.995	108.316
5	28:34.105	4:54.276	109.685
6	33:41.075	5:06.970	105.149

### **19** 93 Callum RAMSAY

NWSSP		Behind	<b>15.971</b>						
Best Time	<b>4:52.648</b>	Best Speed	<b>110.295</b>	On	<b>3</b>	Gp	<b>a</b>		

Lap	Elapsed Time	Lap Time	Lap Speed
1	6:11.342	6:11.342	85.603
2	22:22.364	16:11.022	33.241
3	27:15.012	4:52.648	110.295
4	32:30.231	5:15.219	102.397

### **20** 14 Jimmy MOORE

NWSSP		Behind	<b>17.910</b>						
Best Time	<b>4:54.587</b>	Best Speed	<b>109.569</b>	On	<b>5</b>	Gp	<b>a</b>		

Lap	Elapsed Time	Lap Time	Lap Speed
1	7:33.095	7:33.095	70.157
2	12:35.986	5:02.891	106.565
3	17:38.254	5:02.268	106.785
4	22:34.973	4:56.719	108.782
5	27:29.560	4:54.587	109.569
6	34:11.687	6:42.127	80.267

Supersport

### Qualifying Classification

Position

<b>21</b>	<b>42 Mark PARRETT</b>								
NWSSP		Behind	<b>18.493</b>						
Best Time	<b>4:55.170</b>	Best Speed	<b>109.353</b>	On	<b>5</b>	Gp	<b>a</b>		

Lap	Elapsed Time	Lap Time	Lap Speed
1	7:51.134	7:51.134	67.471
2	12:53.981	5:02.847	106.581
3	17:59.297	5:05.316	105.719
4	22:56.925	4:57.628	108.449
5	27:52.095	4:55.170	109.353
6	33:07.976	5:15.881	102.183

### **22** 61 Phil STEWART

NWSSP		Behind	<b>18.632</b>						
Best Time	<b>4:55.309</b>	Best Speed	<b>109.301</b>	On	<b>5</b>	Gp	<b>a</b>		

Lap	Elapsed Time	Lap Time	Lap Speed
1	7:52.321	7:52.321	67.302
2	12:58.008	5:05.687	105.590
3	17:58.420	5:00.412	107.444
4	22:54.319	4:55.899	109.083
5	27:49.628	4:55.309	109.301
6	33:00.766	5:11.138	103.740

### **23** 47 Ryan McCAY

NWSSP		Behind	<b>22.245</b>						
Best Time	<b>4:58.922</b>	Best Speed	<b>107.980</b>	On	<b>5</b>	Gp	<b>a</b>		

Lap	Elapsed Time	Lap Time	Lap Speed
1	6:48.006	6:48.006	77.911
2	11:56.809	5:08.803	104.525
3	16:59.213	5:02.404	106.737
4	22:00.884	5:01.671	106.996
5	26:59.806	4:58.922	107.980
6	32:28.677	5:28.871	98.147

### **24** 91 Andrew NEILL

NWSSP		Behind	<b>22.455</b>						
Best Time	<b>4:59.132</b>	Best Speed	<b>107.904</b>	On	<b>5</b>	Gp	<b>a</b>		

Lap	Elapsed Time	Lap Time	Lap Speed
1	7:02.911	7:02.911	75.165
2	12:11.024	5:08.113	104.759
3	17:20.575	5:09.551	104.272
4	22:22.868	5:02.293	106.776
5	27:22.000	4:59.132	107.904
6	34:02.793	6:40.793	80.534

# KENNEDY International NORTH WEST 200



## SUPERSPORT / SUPERSTOCK

### Qualifying Session One

Tuesday, 08 May 2007

## DETAILED RESULT

Supersport

### Qualifying Classification

Position

#### **25** 72 Frank SPENNER

NWSSP Behind **22.516**

Best Time **4:59.193** Best Speed **107.882** On **4** Gp **a**

Lap	Elapsed Time	Lap Time	Lap Speed
1	8:55.958	8:55.958	59.311
2	13:56.716	5:00.758	107.321
3	18:59.626	5:02.910	106.558
4	23:58.819	4:59.193	107.882
5	30:08.212	6:09.393	87.380

#### **26** 71 Davy MORGAN

NWSSP Behind **22.581**

Best Time **4:59.258** Best Speed **107.859** On **3** Gp **a**

Lap	Elapsed Time	Lap Time	Lap Speed
1	5:48.036	5:48.036	91.335
2	20:19.604	14:31.568	37.034
3	25:18.862	4:59.258	107.859
4	30:21.008	5:02.146	106.828
5	35:26.974	5:05.966	105.494

#### **27** 196 Dave MILLING

NWSSP Behind **23.245**

Best Time **4:59.922** Best Speed **107.620** On **4** Gp **a**

Lap	Elapsed Time	Lap Time	Lap Speed
1	7:58.095	7:58.095	66.489
2	13:08.041	5:09.946	104.139
3	18:14.850	5:06.809	105.204
4	23:14.772	4:59.922	107.620
5	28:15.114	5:00.342	107.469
6	33:25.005	5:09.891	104.158

#### **28** 35 Trevor FERGUSON

NWSSP Behind **23.850**

Best Time **5:00.527** Best Speed **107.403** On **2** Gp **a**

Lap	Elapsed Time	Lap Time	Lap Speed
1	7:10.731	7:10.731	73.800
2	12:11.258	5:00.527	107.403
3	17:26.031	5:14.773	102.542
4	25:30.383	8:04.352	66.641
5	30:40.068	5:09.685	104.227
6	37:08.813	6:28.745	83.030

Supersport

### Qualifying Classification

Position

#### **29** 100 James REDPATH

NWSSP Behind **24.339**

Best Time **5:01.016** Best Speed **107.229** On **5** Gp **a**

Lap	Elapsed Time	Lap Time	Lap Speed
1	9:29.778	9:29.778	55.790
2	14:35.279	5:05.501	105.655
3	19:42.029	5:06.750	105.224
4	24:46.605	5:04.576	105.976
5	29:47.621	5:01.016	107.229

#### **30** 39 Stefano BONETTI

NWSSP Behind **24.428**

Best Time **5:01.105** Best Speed **107.197** On **5** Gp **a**

Lap	Elapsed Time	Lap Time	Lap Speed
1	6:34.947	6:34.947	80.487
2	11:42.860	5:07.913	104.827
3	16:47.831	5:04.971	105.838
4	21:50.525	5:02.694	106.634
5	26:51.630	5:01.105	107.197
6	32:14.551	5:22.921	99.955

#### **31** 64 Paul DOBBS

NWSSP Behind **24.617**

Best Time **5:01.294** Best Speed **107.130** On **2** Gp **a**

Lap	Elapsed Time	Lap Time	Lap Speed
1	6:56.823	6:56.823	76.263
2	11:58.117	5:01.294	107.130
3	16:59.861	5:01.744	106.970
4	22:04.796	5:04.935	105.851

#### **32** 87 Oliver LINSDELL

NWSSP Behind **24.977**

Best Time **5:01.654** Best Speed **107.002** On **5** Gp **a**

Lap	Elapsed Time	Lap Time	Lap Speed
1	7:06.658	7:06.658	74.505
2	12:16.298	5:09.640	104.242
3	17:31.157	5:14.859	102.514
4	22:33.397	5:02.240	106.795
5	27:35.051	5:01.654	107.002
6	32:50.317	5:15.266	102.382
7	37:57.106	5:06.789	105.211



# KENNEDY International NORTH WEST 200



## SUPERSPORT / SUPERSTOCK

### Qualifying Session One

Tuesday, 08 May 2007

## DETAILED RESULT

Supersport

### Qualifying Classification

Position

#### **33** 63 Mark LUNNEY

NWSSP Behind **25.983**

Best Time **5:02.660** Best Speed **106.646** On **6** Gp **a**

Lap	Elapsed Time	Lap Time	Lap Speed
1	6:05.882	6:05.882	86.880
2	11:15.096	5:09.214	104.386
3	16:30.206	5:15.110	102.433
4	21:41.791	5:11.585	103.592
5	30:45.033	9:03.242	59.417
6	35:47.693	5:02.660	106.646

#### **34** 32 Lee HILL

NWSSP Behind **26.052**

Best Time **5:02.729** Best Speed **106.622** On **5** Gp **a**

Lap	Elapsed Time	Lap Time	Lap Speed
1	6:41.221	6:41.221	79.228
2	14:16.256	7:35.035	70.934
3	19:20.834	5:04.578	105.975
4	24:25.232	5:04.398	106.037
5	29:27.961	5:02.729	106.622
6	34:58.532	5:30.571	97.642

#### **35** 90 Anthony McCOLGAN

NWSSP Behind **28.020**

Best Time **5:04.697** Best Speed **105.933** On **5** Gp **a**

Lap	Elapsed Time	Lap Time	Lap Speed
1	6:32.195	6:32.195	81.052
2	11:42.527	5:10.332	104.010
3	16:52.541	5:10.014	104.117
4	21:59.544	5:07.003	105.138
5	27:04.241	5:04.697	105.933
6	32:31.242	5:27.001	98.708

#### **36** 40 Liam QUINN

NWSSP Behind **28.676**

Best Time **5:05.353** Best Speed **105.706** On **5** Gp **a**

Lap	Elapsed Time	Lap Time	Lap Speed
1	7:58.284	7:58.284	66.463
2	13:13.986	5:15.702	102.241
3	18:27.517	5:13.531	102.949
4	23:44.635	5:17.118	101.784
5	28:49.988	5:05.353	105.706

Supersport

### Qualifying Classification

Position

#### **37** 92 Wayne KENNEDY

NWSSP Behind **28.777**

Best Time **5:05.454** Best Speed **105.671** On **5** Gp **a**

Lap	Elapsed Time	Lap Time	Lap Speed
1	6:56.425	6:56.425	76.335
2	12:11.841	5:15.416	102.333
3	17:30.877	5:19.036	101.172
4	22:40.214	5:09.337	104.344
5	27:45.668	5:05.454	105.671
6	33:01.315	5:15.647	102.259
7	38:12.022	5:10.707	103.884

#### **38** 54 Steve HENEGHAN

NWSSP Behind **29.247**

Best Time **5:05.924** Best Speed **105.509** On **4** Gp **a**

Lap	Elapsed Time	Lap Time	Lap Speed
1	7:40.385	7:40.385	69.047
2	12:53.551	5:13.166	103.069
3	18:02.714	5:09.163	104.403
4	23:08.638	5:05.924	105.509
5	28:19.726	5:11.088	103.757
6	33:44.929	5:25.203	99.254

#### **39** 99 David MULLIGAN

NWSSP Behind **29.279**

Best Time **5:05.956** Best Speed **105.498** On **2** Gp **a**

Lap	Elapsed Time	Lap Time	Lap Speed
1	6:47.541	6:47.541	78.000
2	11:53.497	5:05.956	105.498
3	17:01.358	5:07.861	104.845
4	22:19.024	5:17.666	101.609
5	27:37.539	5:18.515	101.338
6	33:14.425	5:36.886	95.812

#### **40** 58 Maurice HOGG

NWSSP Behind **29.536**

Best Time **5:06.213** Best Speed **105.409** On **5** Gp **a**

Lap	Elapsed Time	Lap Time	Lap Speed
1	7:23.175	7:23.175	71.728
2	12:35.811	5:12.636	103.243
3	17:47.414	5:11.603	103.586
4	22:53.968	5:06.554	105.292
5	28:00.181	5:06.213	105.409
6	33:18.925	5:18.744	101.265
7	38:33.988	5:15.063	102.448

# KENNEDY International NORTH WEST 200



## SUPERSPORT / SUPERSTOCK

### Qualifying Session One

Tuesday, 08 May 2007

## DETAILED RESULT

Supersport

### Qualifying Classification

Position

**41** 26 Dennis BOOTH

NWSSP Behind 29.597

Best Time 5:06.274 Best Speed 105.388 On 5 Gp a

Lap	Elapsed Time	Lap Time	Lap Speed
1	7:46.117	7:46.117	68.197
2	13:01.556	5:15.439	102.326
3	18:18.066	5:16.510	101.980
4	23:28.835	5:10.769	103.864
5	28:35.109	5:06.274	105.388
6	33:57.758	5:22.649	100.039

**42** 75 Paul GARTLAND

NWSSP Behind 30.110

Best Time 5:06.787 Best Speed 105.212 On 4 Gp a

Lap	Elapsed Time	Lap Time	Lap Speed
1	7:45.736	7:45.736	68.253
2	13:01.814	5:16.078	102.119
3	18:17.385	5:15.571	102.283
4	23:24.172	5:06.787	105.212
5	28:31.385	5:07.213	105.066
6	34:02.584	5:31.199	97.457

**43** 13 Jay BELLERS-SMITH

NWSSP Behind 31.312

Best Time 5:07.989 Best Speed 104.801 On 4 Gp a

Lap	Elapsed Time	Lap Time	Lap Speed
1	7:58.975	7:58.975	66.367
2	13:13.206	5:14.231	102.719
3	18:27.909	5:14.703	102.565
4	23:35.898	5:07.989	104.801
5	28:48.310	5:12.412	103.317
6	37:11.539	8:23.229	64.141

**44** 66 David TAYLOR

NWSSP Behind 33.105

Best Time 5:09.782 Best Speed 104.195 On 5 Gp a

Lap	Elapsed Time	Lap Time	Lap Speed
1	7:53.646	7:53.646	67.113
2	13:11.185	5:17.539	101.649
3	18:27.169	5:15.984	102.149
4	23:39.051	5:11.882	103.493
5	28:48.833	5:09.782	104.195
6	34:08.240	5:19.407	101.055

Supersport

### Qualifying Classification

Position

**45** 18 Michael DUNLOP

NWSSP Behind 33.449

Best Time 5:10.126 Best Speed 104.079 On 5 Gp a

Lap	Elapsed Time	Lap Time	Lap Speed
1	7:02.503	7:02.503	75.237
2	12:16.088	5:13.585	102.931
3	17:31.818	5:15.730	102.232
4	25:21.347	7:49.529	68.745
5	30:31.473	5:10.126	104.079
6	35:46.797	5:15.324	102.363

**46** 95 Phil HARVEY

NWSSP Behind 33.739

Best Time 5:10.416 Best Speed 103.982 On 5 Gp a

Lap	Elapsed Time	Lap Time	Lap Speed
1	7:47.735	7:47.735	67.962
2	13:10.622	5:22.887	99.966
3	18:31.213	5:20.591	100.682
4	23:46.158	5:14.945	102.486
5	28:56.574	5:10.416	103.982
6	34:23.640	5:27.066	98.688

**47** 56 Stephen OATES

NWSSP Behind 34.438

Best Time 5:11.115 Best Speed 103.748 On 4 Gp a

Lap	Elapsed Time	Lap Time	Lap Speed
1	6:12.554	6:12.554	85.325
2	11:26.853	5:14.299	102.697
3	16:41.399	5:14.546	102.616
4	21:52.514	5:11.115	103.748
5	27:05.584	5:13.070	103.100
6	32:31.173	5:25.589	99.136
7	37:46.946	5:15.773	102.218

**48** 88 Alan OVERSBY

NWSSP Behind 34.592

Best Time 5:11.269 Best Speed 103.697 On 4 Gp a

Lap	Elapsed Time	Lap Time	Lap Speed
1	7:43.743	7:43.743	68.547
2	13:07.526	5:23.783	99.689
3	18:26.588	5:19.062	101.164
4	23:37.857	5:11.269	103.697
5	28:49.235	5:11.378	103.661
6	34:13.077	5:23.842	99.671

# KENNEDY International NORTH WEST 200



## SUPERSPORT / SUPERSTOCK

### Qualifying Session One

Tuesday, 08 May 2007

## DETAILED RESULT

Supersport

### Qualifying Classification

Position

#### **49** 89 Trevor KEYS

NWSSP Behind **35.819**

Best Time **5:12.496** Best Speed **103.290** On **2** Gp **a**

Lap	Elapsed Time	Lap Time	Lap Speed
1	7:39.206	7:39.206	69.224
2	12:51.702	5:12.496	103.290
3	18:09.321	5:17.619	101.624

#### **50** 62 Ricky IANSON

NWSSP Behind **35.979**

Best Time **5:12.656** Best Speed **103.237** On **5** Gp **a**

Lap	Elapsed Time	Lap Time	Lap Speed
1	7:17.836	7:17.836	72.603
2	13:33.066	6:15.230	86.021
3	18:53.576	5:20.510	100.707
4	24:11.975	5:18.399	101.375
5	29:24.631	5:12.656	103.237
6	34:45.071	5:20.440	100.729

#### **51** 65 Kevin STROWGER

NWSSP Behind **36.016**

Best Time **5:12.693** Best Speed **103.225** On **4** Gp **a**

Lap	Elapsed Time	Lap Time	Lap Speed
1	7:31.968	7:31.968	70.332
2	12:55.778	5:23.810	99.681
3	21:01.840	8:06.062	66.406
4	26:14.533	5:12.693	103.225
5	31:43.634	5:29.101	98.078
6	37:11.445	5:27.811	98.464

#### **52** 74 Glenn WALKER

NWSSP Behind **36.313**

Best Time **5:12.990** Best Speed **103.127** On **2** Gp **a**

Lap	Elapsed Time	Lap Time	Lap Speed
1	7:08.548	7:08.548	74.176
2	12:21.538	5:12.990	103.127
3	17:39.355	5:17.817	101.560
4	24:39.414	7:00.059	76.841
5	34:35.264	9:55.850	54.171

Supersport

### Qualifying Classification

Position

#### **53** 97 Lorenzo RIZZARDINI

NWSSP Behind **37.272**

Best Time **5:13.949** Best Speed **102.812** On **4** Gp **a**

Lap	Elapsed Time	Lap Time	Lap Speed
1	7:31.695	7:31.695	70.375
2	13:46.746	6:15.051	86.062
3	19:41.685	5:54.939	90.938
4	24:55.634	5:13.949	102.812
5	30:49.782	5:54.148	91.142
6	36:19.792	5:30.010	97.808

#### **54** 51 Paul LENNON

NWSSP Behind **37.764**

Best Time **5:14.441** Best Speed **102.651** On **2** Gp **a**

Lap	Elapsed Time	Lap Time	Lap Speed
1	7:08.135	7:08.135	74.248
2	12:22.576	5:14.441	102.651
3	17:42.786	5:20.210	100.801
4	23:04.183	5:21.397	100.429
5	28:19.316	5:15.133	102.425
6	33:46.926	5:27.610	98.524

#### **55** 81 Chris McGAHAN

NWSSP Behind **38.309**

Best Time **5:14.986** Best Speed **102.473** On **4** Gp **a**

Lap	Elapsed Time	Lap Time	Lap Speed
1	7:50.937	7:50.937	67.499
2	13:19.396	5:28.459	98.270
3	18:41.461	5:22.065	100.221
4	23:56.447	5:14.986	102.473
5	29:15.166	5:18.719	101.273

#### **56** 53 Rob BARBER

NWSSP Behind **38.558**

Best Time **5:15.235** Best Speed **102.392** On **5** Gp **a**

Lap	Elapsed Time	Lap Time	Lap Speed
1	7:48.387	7:48.387	67.867
2	13:11.991	5:23.604	99.744
3	18:48.716	5:36.725	95.857
4	24:06.851	5:18.135	101.459
5	29:22.086	5:15.235	102.392
6	34:49.067	5:26.981	98.714

# KENNEDY International NORTH WEST 200



## SUPERSPORT / SUPERSTOCK

### Qualifying Session One

Tuesday, 08 May 2007

## DETAILED RESULT

Supersport

### Qualifying Classification

Position

#### **57** 80 Phill ARCHER

NWSSP Behind **38.883**

Best Time **5:15.560** Best Speed **102.287** On **4** Gp **a**

Lap	Elapsed Time	Lap Time	Lap Speed
1	7:40.027	7:40.027	69.100
2	13:09.409	5:29.382	97.994
3	18:32.765	5:23.356	99.821
4	23:48.325	5:15.560	102.287
5	29:06.170	5:17.845	101.551

#### **58** 79 Sandy BERWICK

NWSSP Behind **40.258**

Best Time **5:16.935** Best Speed **101.843** On **5** Gp **a**

Lap	Elapsed Time	Lap Time	Lap Speed
1	7:36.419	7:36.419	69.647
2	13:08.765	5:32.346	97.120
3	18:38.363	5:29.598	97.930
4	23:55.547	5:17.184	101.763
5	29:12.482	5:16.935	101.843
6	34:41.172	5:28.690	98.201

#### **59** 60 Johnny McCAY

NWSSP Behind **42.304**

Best Time **5:18.981** Best Speed **101.190** On **4** Gp **a**

Lap	Elapsed Time	Lap Time	Lap Speed
1	7:14.843	7:14.843	73.102
2	12:45.176	5:30.333	97.712
3	20:52.268	8:07.092	66.266
4	26:11.249	5:18.981	101.190
5	31:38.143	5:26.894	98.740
6	37:02.830	5:24.687	99.411

#### **60** 43 Keith COSTELLO

NWSSP Behind **46.090**

Best Time **5:22.767** Best Speed **100.003** On **5** Gp **a**

Lap	Elapsed Time	Lap Time	Lap Speed
1	7:52.711	7:52.711	67.246
2	13:25.329	5:32.618	97.041
3	26:46.281	13:20.952	40.299
4	32:11.517	5:25.236	99.244
5	37:34.284	5:22.767	100.003

Supersport

### Qualifying Classification

Position

#### **61** 50 James BRESLIN

NWSSP Behind **46.363**

Best Time **5:23.040** Best Speed **99.918** On **3** Gp **a**

Lap	Elapsed Time	Lap Time	Lap Speed
1	7:32.523	7:32.523	70.246
2	12:56.176	5:23.653	99.729
3	18:19.216	5:23.040	99.918
4	23:46.694	5:27.478	98.564
5	29:10.529	5:23.835	99.673

#### **62** 15 Anita BUXTON

NWSSP Behind **48.211**

Best Time **5:24.888** Best Speed **99.350** On **4** Gp **a**

Lap	Elapsed Time	Lap Time	Lap Speed
1	8:14.989	8:14.989	64.220
2	13:39.933	5:24.944	99.333
3	19:05.332	5:25.399	99.194
4	24:30.220	5:24.888	99.350
5	34:41.745	10:11.525	52.782

#### **63** 30 Carl HOOPER

NWSSP Behind **49.171**

Best Time **5:25.848** Best Speed **99.057** On **4** Gp **a**

Lap	Elapsed Time	Lap Time	Lap Speed
1	6:34.437	6:34.437	80.591
2	12:03.184	5:28.747	98.184
3	17:34.026	5:30.842	97.562
4	22:59.874	5:25.848	99.057

### Non Qualifiers

Position

#### **78** John WALSH

NWSSP Behind **15.839**

Best Time **4:52.354** Best Speed **110.406** On **2** Gp **a**

Lap	Elapsed Time	Lap Time	Lap Speed
1	23:10.722	23:10.722	22.857
2	28:03.076	4:52.354	110.406
3	38:22.985	10:19.909	52.068

# KENNEDY International NORTH WEST 200



## SUPERSPORT / SUPERSTOCK

### Qualifying Session One

Tuesday, 08 May 2007

## DETAILED RESULT

Supersport

### Non Qualifiers

Position

#### 115 Roger MAHER

NWSSP Behind **18.768**

Best Time **4:55.283** Best Speed **109.311** On **2** Gp **a**

Lap	Elapsed Time	Lap Time	Lap Speed
1	19:38.652	19:38.652	26.970
2	24:33.935	4:55.283	109.311
3	32:29.588	7:55.653	67.860

#### 2 Adrian ARCHIBALD

NWSSP Behind **35.623**

Best Time **5:12.138** Best Speed **103.408** On **3** Gp **a**

Lap	Elapsed Time	Lap Time	Lap Speed
1	5:56.028	5:56.028	89.285
2	13:08.881	7:12.853	74.569
3	18:21.019	5:12.138	103.408

#### 27 Maria COSTELLO

NWSSP Behind **42.355**

Best Time **5:18.870** Best Speed **101.225** On **2** Gp **a**

Lap	Elapsed Time	Lap Time	Lap Speed
1	7:02.379	7:02.379	75.259
2	12:21.249	5:18.870	101.225

#### 20 Denver ROBB

NWSSP Behind **43.258**

Best Time **5:19.773** Best Speed **100.939** On **2** Gp **a**

Lap	Elapsed Time	Lap Time	Lap Speed
1	27:49.467	27:49.467	19.041
2	33:09.240	5:19.773	100.939

#### 34 James McBRIDE

NWSSP Behind **43.675**

Best Time **5:20.190** Best Speed **100.808** On **2** Gp **a**

Lap	Elapsed Time	Lap Time	Lap Speed
1	10:04.125	10:04.125	52.618
2	15:24.315	5:20.190	100.808

#### 36 Christian ELKIN

NWSSP Behind **44.647**

Best Time **5:21.162** Best Speed **100.503** On **3** Gp **a**

Lap	Elapsed Time	Lap Time	Lap Speed
1	6:48.850	6:48.850	77.750
2	13:45.951	6:57.101	77.386
3	19:07.113	5:21.162	100.503

Supersport

### Non Qualifiers

Position

#### 73 Jeff WARD

NWSSP Behind **1:01.689**

Best Time **5:38.204** Best Speed **95.438** On **2** Gp **a**

Lap	Elapsed Time	Lap Time	Lap Speed
1	6:37.682	6:37.682	79.933
2	12:15.886	5:38.204	95.438

#### 67 Herbie RONAN

NWSSP Behind **1:05.169**

Best Time **5:41.684** Best Speed **94.466** On **2** Gp **a**

Lap	Elapsed Time	Lap Time	Lap Speed
1	7:45.452	7:45.452	68.295
2	13:27.136	5:41.684	94.466

#### 76 Richard THERSBY

NWSSP Behind **1:14.232**

Best Time **5:50.747** Best Speed **92.025** On **3** Gp **a**

Lap	Elapsed Time	Lap Time	Lap Speed
1	8:20.395	8:20.395	63.526
2	14:13.902	5:53.507	91.307
3	20:04.649	5:50.747	92.025
4	25:57.279	5:52.630	91.534

#### 23 Michael WEYNAND

NWSSP Behind **3:32.872**

Best Time **8:09.387** Best Speed **65.955** On **1** Gp **a**

Lap	Elapsed Time	Lap Time	Lap Speed
1	8:09.387	8:09.387	64.955

#### 96 Daniel JANSEN

NWSSP Behind **11:09.500**

Best Time **15:46.015** Best Speed **34.120** On **1** Gp **a**

Lap	Elapsed Time	Lap Time	Lap Speed
1	15:46.015	15:46.015	33.602



# KENNEDY International NORTH WEST 200

## SUPERSPORT / SUPERSTOCK

### Qualifying Session Two

Thursday, 10 May 2007



### Supersport

Qualifying Time


5:36.485

Qualifying Speed

95.926

Pos	Class	No	Name	Machine / Sponsor	Time	Best Lap Behind	Speed	On	Total Laps	Qualifying Laps
Qualifying Classification										
1	NWSSP	8	Guy MARTIN	Honda - Hydrex Honda	4:39.907	1.669	115.315	4	5	5
2	NWSSP	5	Bruce ANSTEY	Suzuki - Relentless Suzuki by TAS Racing	4:40.678	0.771	114.999	3	3	3
3	NWSSP	9	Alastair SEELEY	Kawasaki - William Watt Antrim	4:47.339	7.432	112.333	5	7	6
4	NWSSP	4	John McGUINNESS	Honda - Padgetts of Batley	4:47.988	8.081	112.080	2	6	5
5	NWSSP	20	Denver ROBB	Suzuki - Mar-Train Racing	4:49.962	10.055	111.317	4	5	5
6	NWSSP	86	Cameron DONALD	Honda - Wilson Craig/Uel Duncan Racing	4:50.202	10.295	111.225	2	5	3
7	NWSSP	101	Steve PLATER	Yamaha - AIM Racing	4:50.283	10.376	111.194	3	5	4
8	NWSSP	46	Adrian McFARLAND	Yamaha - Team Hardship Racing	4:50.814	10.907	110.991	4	5	4
9	NWSSP	1	Ian HUTCHINSON	Honda - HM Plant Honda	4:50.913	11.006	110.953	3	5	4
10	NWSSP	6	Ian LOUGHER	Honda - Blackhorse Motorcycle Finance	4:51.530	11.623	110.718	2	3	2
11	NWSSP	2	Adrian ARCHIBALD	Suzuki - Relentless Suzuki by TAS Racing	4:51.949	12.042	110.559	4	5	4
12	NWSSP	49	Conor CUMMINS	Yamaha - JMF Team Millspport Racing	4:52.391	12.484	110.392	3	4	3
13	NWSSP	7	Ryan FARQUHAR	Kawasaki - Kenny Harker Racing	4:52.872	12.965	110.211	2	3	2
14	NWSSP	78	John WALSH	Yamaha - Diamond Edge Racing	4:52.958	13.051	110.178	3	5	3
15	NWSSP	22	Nigel BEATTIE	Yamaha - JMF Team Millspport Racing	4:53.580	13.673	109.945	2	3	2
16	NWSSP	44	Barry DAVIDSON	Honda - Maine Road Racing Club	4:53.656	13.749	109.916	3	6	4
17	NWSSP	93	Callum RAMSAY	Honda - Crossan Motorcycles	4:54.539	14.632	109.587	3	4	3
18	NWSSP	24	Keith AMOR	Honda - Wilson Craig/Uel Duncan Racing	4:54.688	14.781	109.531	3	4	2
19	NWSSP	10	Raymond PORTER	Kawasaki - McAdoo/Gortreagh Printing	4:54.803	14.896	109.489	2	3	2
20	NWSSP	36	Christian ELKIN	Honda - BBR Racing	4:55.793	15.886	109.122	5	6	5
21	NWSSP	115	Roger MAHER	Yamaha - Back Racing / Specials Ireland	4:55.882	15.975	109.089	4	6	4
22	NWSSP	34	James McBRIDE	Yamaha - Speedfreak Race Team	4:56.075	16.168	109.018	4	6	4
23	NWSSP	71	Davy MORGAN	Honda - AutoTech	4:56.133	16.226	108.997	3	4	3
24	NWSSP	61	Phil STEWART	Honda	4:56.319	16.412	108.929	4	5	3
25	NWSSP	39	Stefano BONETTI	Honda	4:58.430	18.523	108.158	4	7	5
26	NWSSP	13	Jay BELLERS-SMITH	Yamaha	4:59.479	19.572	107.779	5	6	4
27	NWSSP	64	Paul DOBBS	Triumph 675 - Action Triumph/Custom Classic	4:59.778	19.871	107.672	3	5	3
28	NWSSP	25	Chris PALMER	Honda - Solway Slate & Tile Carlisle	4:59.987	20.080	107.597	2	4	2
29	NWSSP	87	Oliver LINSDELL	Triumph 675 - Flitwick Motorcycles	5:00.572	20.665	107.387	4	7	6
30	NWSSP	100	James REDPATH	Yamaha - R&R Kitchens	5:01.181	21.274	107.170	3	6	4
31	NWSSP	56	Stephen OATES	Suzuki - Hallett Aviation	5:01.828	21.921	106.940	4	5	4
32	NWSSP	72	Frank SPENNER	Yamaha - ADAC Hessen-Thuringen	5:01.931	22.024	106.904	3	7	6
33	NWSSP	57	Damien MULLEADY	Yamaha	5:01.946	22.039	106.899	3	6	4
34	NWSSP	63	Mark LUNNEY	Honda - Philip Mullan Steel Fixing	5:02.126	22.219	106.835	2	5	2
35	NWSSP	96	Daniel JANSEN	Kawasaki	5:02.141	22.234	106.830	4	6	4
36	NWSSP	54	Steve HENEGHAN	Suzuki - HCL Yomoto Quattro Racing	5:02.268	22.361	106.785	4	7	6
37	NWSSP	99	David MULLIGAN	Yamaha	5:02.626	22.719	106.658	4	7	6
38	NWSSP	91	Andrew NEILL	Yamaha - Moira MRC	5:02.646	22.739	106.651	3	7	6
39	NWSSP	70	Victor GILMORE	Yamaha - T Lindsay Racing	5:02.998	23.091	106.527	4	6	3
40	NWSSP	47	Ryan McCAY	Triumph 675 - Absol Engineering	5:03.677	23.770	106.289	4	6	5
41	NWSSP	102	Tim POOLE	Triumph 675 - Bill Smith Motors	5:05.002	25.095	105.828	4	5	3
42	NWSSP	35	Trevor FERGUSON	Triumph 675	5:06.296	26.389	105.380	2	3	2
43	NWSSP	3	Michael RUTTER	Kawasaki - Isilon MSS Discovery Kawasaki	5:06.311	26.404	105.375	4	5	3
44	NWSSP	11	Stuart EASTON	Kawasaki - Isilon MSS Discovery Kawasaki	5:06.764	26.857	105.220	4	5	3
45	NWSSP	26	Dennis BOOTH	Yamaha	5:08.356	28.449	104.676	4	7	6
46	NWSSP	58	Maurice HOGG	Yamaha	5:09.729	29.822	104.212	4	7	6
47	NWSSP	40	Liam QUINN	Yamaha - Team Racing	5:10.129	30.222	104.078	3	4	3
48	NWSSP	50	James BRESLIN	Kawasaki	5:10.419	30.512	103.981	4	5	4
49	NWSSP	92	Wayne KENNEDY	Suzuki - Rainbow Amusements	5:10.420	30.513	103.980	5	7	6
50	NWSSP	89	Trevor KEYS	Suzuki - McKinsty	5:10.550	30.643	103.937	3	5	4
51	NWSSP	18	Michael DUNLOP	Triumph 675	5:11.376	31.469	103.661	3	3	2
52	NWSSP	97	Lorenzo RIZZARDINI	Kawasaki	5:11.415	31.508	103.648	4	7	6

These Results are provisional and are subject to ratification by the Stewards of the Meeting.

Track	<b>The Triangle</b>	Signed	Organising Club	<b>Coleraine &amp; District Motor Club</b>
Length(miles)	<b>8.9660 Lap 1 (8.8300)</b>		Qualifying Started	<b>19:03:10.248</b>
Weather	<b>Cloudy</b>	Chief Timekeeper		
Track	<b>Dry</b>	Issued At: 19:57:57		



# KENNEDY International NORTH WEST 200

## SUPERSPORT / SUPERSTOCK

### Qualifying Session Two

Thursday, 10 May 2007



### Supersport

Qualifying Time

5:36.485

Qualifying Speed


95.926

Pos	Class	No	Name	Machine / Sponsor	Time	Best Lap Behind	Speed	On	Total Laps	Qualifying Laps
<b>Qualifying Classification</b>										
53	NWSSP	74	Glenn WALKER	Kawasaki - D n D Motorcycles	5:11.841	31.934	103.507	4	7	5
54	NWSSP	31	Paul CRANSTON	Honda - P&J	5:12.527	32.620	103.279	3	5	3
55	NWSSP	81	Chris McGAHAN	Yamaha - Manx Glass & Glazing	5:13.461	33.554	102.972	2	3	2
56	NWSSP	76	Richard THERSBY	Suzuki - Slater Bikes	5:13.756	33.849	102.875	3	7	6
57	NWSSP	53	Rob BARBER	Triumph 675 - PRB Racing.co.uk	5:15.166	35.259	102.415	4	6	5
58	NWSSP	80	Phill ARCHER	Triumph 675	5:15.363	35.456	102.351	3	4	3
59	NWSSP	62	Ricky IANSON	Honda	5:16.021	36.114	102.138	4	7	6
60	NWSSP	66	David TAYLOR	Yamaha	5:16.186	36.279	102.084	2	3	2
61	NWSSP	88	Alan OVERSBY	Honda - W A Corless Joinery	5:16.253	36.346	102.063	4	7	6
62	NWSSP	67	Herbie RONAN	Honda	5:18.915	39.008	101.211	5	6	5
63	NWSSP	79	Sandy BERWICK	Suzuki	5:19.139	39.232	101.140	4	5	4
64	NWSSP	65	Kevin STROWGER	Honda - Mistral Racing Ltd.	5:19.799	39.892	100.931	4	6	3
65	NWSSP	51	Paul LENNON	Kawasaki	5:20.318	40.411	100.767	7	7	6
66	NWSSP	60	Johnny McCAY	Yamaha	5:23.753	43.846	99.698	3	3	2
67	NWSSP	30	Carl HOOPER	Honda - Lemonade Screen Print/Macc	5:24.428	44.521	99.491	3	3	2
68	NWSSP	15	Anita BUXTON	Suzuki - KP Zig Zag Racing	5:27.706	47.799	98.496	3	5	3

### Non Qualifiers

NWSSP	41	Dan STEWART	Yamaha - Wilcock Consulting	4:59.565	21.327	107.748	2	2	1
NWSSP	14	Jimmy MOORE	Honda - Blackhorse Motorcycle Finance	5:04.769	26.531	105.908	3	3	1
NWSSP	42	Mark PARRETT	Yamaha - Vixen Racing	5:07.476	29.238	104.976	2	2	1
NWSSP	23	Michael WEYNAND	Triumph 675 - SK Support Racing Team	5:14.496	36.258	102.633	2	2	1
NWSSP	75	Paul GARTLAND	Yamaha	5:21.244	43.006	100.477	2	2	1
NWSSP	90	Anthony McCOLGAN	Suzuki	5:22.072	43.834	100.219	3	3	1
NWSSP	43	Keith COSTELLO	Yamaha	5:22.388	44.150	100.120	3	3	1
NWSSP	95	Phil HARVEY	Yamaha - the FSD.com	5:24.660	46.422	99.420	2	2	1
NWSSP	33	Mark BUCKLEY	Honda - Crossan Motorcycles	6:09.484	1:31.246	87.359	1	2	0

These Results are provisional and are subject to ratification by the Stewards of the Meeting.

Track	<b>The Triangle</b>	Signed		Organising Club	<b>Coleraine &amp; District Motor Club</b>
Length(miles)	<b>8.9660</b> <b>Lap 1 (8.8300)</b>		Chief Timekeeper	Qualifying Started	<b>19:03:10.248</b>
Weather	<b>Cloudy</b>	Issued At:	19:57:57		
Track	<b>Dry</b>				

MCUI  
Ulster Centre  
Timing  
www.mcui-uc.org.uk



**2&4**  
WHEEL MOTORSPORT  
STEERING GROUP LTD.

**X<sup>®</sup>nitec**  
SOLUTIONS



© Walter Marks 2007

# KENNEDY International NORTH WEST 200

## SUPERSPORT / SUPERSTOCK

### Qualifying Session Two

Thursday, 10 May 2007

## DETAILED RESULT

Supersport

### Qualifying Classification

Position

#### **1** 8 Guy MARTIN

NWSSP Behind 1.669

Best Time **4:39.907** Best Speed **115.315** On 4 Gp a

Lap	Elapsed Time	Lap Time	Lap Speed
1	5:20.585	5:20.585	99.156
2	10:06.001	4:45.416	113.090
3	14:53.119	4:47.118	112.419
4	19:33.026	4:39.907	115.315
5	24:20.065	4:47.039	112.450

#### **2** 5 Bruce ANSTEY

NWSSP Behind 0.771

Best Time **4:40.678** Best Speed **114.999** On 3 Gp a

Lap	Elapsed Time	Lap Time	Lap Speed
1	5:14.222	5:14.222	101.164
2	9:56.998	4:42.776	114.145
3	14:37.676	4:40.678	114.999

#### **3** 9 Alastair SEELEY

NWSSP Behind 7.432

Best Time **4:47.339** Best Speed **112.333** On 5 Gp a

Lap	Elapsed Time	Lap Time	Lap Speed
1	5:35.059	5:35.059	94.873
2	10:24.367	4:49.308	111.568
3	15:29.683	5:05.316	105.719
4	21:44.326	6:14.643	86.156
5	26:31.665	4:47.339	112.333
6	31:21.617	4:49.952	111.320
7	36:12.089	4:50.472	111.121

#### **4** 4 John McGUINNESS

NWSSP Behind 8.081

Best Time **4:47.988** Best Speed **112.080** On 2 Gp a

Lap	Elapsed Time	Lap Time	Lap Speed
1	5:33.377	5:33.377	95.352
2	10:21.365	4:47.988	112.080
3	15:14.807	4:53.442	109.997
4	24:25.860	9:11.053	58.574
5	29:22.622	4:56.762	108.766
6	34:24.329	5:01.707	106.983



Supersport

### Qualifying Classification

Position

#### **5** 20 Denver ROBB

NWSSP Behind 10.055

Best Time **4:49.962** Best Speed **111.317** On 4 Gp a

Lap	Elapsed Time	Lap Time	Lap Speed
1	5:36.128	5:36.128	94.571
2	10:31.165	4:55.037	109.402
3	15:24.014	4:52.849	110.219
4	20:13.976	4:49.962	111.317
5	25:12.521	4:58.545	108.116

#### **6** 86 Cameron DONALD

NWSSP Behind 10.295

Best Time **4:50.202** Best Speed **111.225** On 2 Gp a

Lap	Elapsed Time	Lap Time	Lap Speed
1	5:56.443	5:56.443	89.181
2	10:46.645	4:50.202	111.225
3	15:44.638	4:57.993	108.317
4	26:47.336	11:02.698	48.706
5	31:45.090	4:57.754	108.404

#### **7** 101 Steve PLATER

NWSSP Behind 10.376

Best Time **4:50.283** Best Speed **111.194** On 3 Gp a

Lap	Elapsed Time	Lap Time	Lap Speed
1	5:28.809	5:28.809	96.676
2	10:24.986	4:56.177	108.981
3	15:15.269	4:50.283	111.194
4	24:23.710	9:08.441	58.853
5	29:21.187	4:57.477	108.505

#### **8** 46 Adrian McFARLAND

NWSSP Behind 10.907

Best Time **4:50.814** Best Speed **110.991** On 4 Gp a

Lap	Elapsed Time	Lap Time	Lap Speed
1	7:24.554	7:24.554	71.505
2	12:20.369	4:55.815	109.114
3	17:12.916	4:52.547	110.333
4	22:03.730	4:50.814	110.991
5	27:02.035	4:58.305	108.203

# KENNEDY International NORTH WEST 200



## SUPERSPORT / SUPERSTOCK

### Qualifying Session Two

Thursday, 10 May 2007

## DETAILED RESULT

Supersport

### Qualifying Classification

Position

#### **9** 1 Ian HUTCHINSON

NWSSP Behind 11.006

Best Time **4:50.913** Best Speed **110.953** On **3** Gp **a**

Lap	Elapsed Time	Lap Time	Lap Speed
1	5:33.227	5:33.227	95.394
2	10:27.911	4:54.684	109.533
3	15:18.824	4:50.913	110.953
4	20:17.641	4:58.817	108.018
5	29:02.880	8:45.239	61.453

#### **10** 6 Ian LOUGHER

NWSSP Behind 11.623

Best Time **4:51.530** Best Speed **110.718** On **2** Gp **a**

Lap	Elapsed Time	Lap Time	Lap Speed
1	25:35.652	25:35.652	20.700
2	30:27.182	4:51.530	110.718
3	35:39.618	5:12.436	103.309

#### **11** 2 Adrian ARCHIBALD

NWSSP Behind 12.042

Best Time **4:51.949** Best Speed **110.559** On **4** Gp **a**

Lap	Elapsed Time	Lap Time	Lap Speed
1	5:36.527	5:36.527	94.459
2	10:31.344	4:54.817	109.484
3	15:23.617	4:52.273	110.436
4	20:15.566	4:51.949	110.559
5	25:23.938	5:08.372	104.671

#### **12** 49 Conor CUMMINS

NWSSP Behind 12.484

Best Time **4:52.391** Best Speed **110.392** On **3** Gp **a**

Lap	Elapsed Time	Lap Time	Lap Speed
1	5:46.273	5:46.273	91.800
2	10:40.651	4:54.378	109.647
3	15:33.042	4:52.391	110.392
4	20:26.738	4:53.696	109.901

#### **13** 7 Ryan FARQUHAR

NWSSP Behind 12.965

Best Time **4:52.872** Best Speed **110.211** On **2** Gp **a**

Lap	Elapsed Time	Lap Time	Lap Speed
1	6:03.391	6:03.391	87.476
2	10:56.263	4:52.872	110.211
3	15:50.088	4:53.825	109.853

Supersport

### Qualifying Classification

Position

#### **14** 78 John WALSH

NWSSP Behind 13.051

Best Time **4:52.958** Best Speed **110.178** On **3** Gp **a**

Lap	Elapsed Time	Lap Time	Lap Speed
1	6:07.354	6:07.354	86.532
2	11:03.742	4:56.388	108.903
3	15:56.700	4:52.958	110.178
4	20:52.394	4:55.694	109.159
5	28:52.054	7:59.660	67.293

#### **15** 22 Nigel BEATTIE

NWSSP Behind 13.673

Best Time **4:53.580** Best Speed **109.945** On **2** Gp **a**

Lap	Elapsed Time	Lap Time	Lap Speed
1	21:11.680	21:11.680	24.997
2	26:05.260	4:53.580	109.945
3	31:08.065	5:02.805	106.595

#### **16** 44 Barry DAVIDSON

NWSSP Behind 13.749

Best Time **4:53.656** Best Speed **109.916** On **3** Gp **a**

Lap	Elapsed Time	Lap Time	Lap Speed
1	5:56.753	5:56.753	89.104
2	10:54.160	4:57.407	108.530
3	15:47.816	4:53.656	109.916
4	20:43.818	4:56.002	109.045
5	25:48.107	5:04.289	106.075
6	32:43.267	6:55.160	77.747

#### **17** 93 Callum RAMSAY

NWSSP Behind 14.632

Best Time **4:54.539** Best Speed **109.587** On **3** Gp **a**

Lap	Elapsed Time	Lap Time	Lap Speed
1	5:47.796	5:47.796	91.398
2	10:46.472	4:58.676	108.069
3	15:41.011	4:54.539	109.587
4	20:51.268	5:10.257	104.035

#### **18** 24 Keith AMOR

NWSSP Behind 14.781

Best Time **4:54.688** Best Speed **109.531** On **3** Gp **a**

Lap	Elapsed Time	Lap Time	Lap Speed
1	12:46.771	12:46.771	41.457
2	27:50.329	15:03.558	35.723
3	32:45.017	4:54.688	109.531
4	37:43.652	4:58.635	108.084



# KENNEDY International NORTH WEST 200



## SUPERSPORT / SUPERSTOCK

### Qualifying Session Two

Thursday, 10 May 2007

## DETAILED RESULT

Supersport

### Qualifying Classification

Position

<b>19</b>	<b>10 Raymond PORTER</b>						
	NWSSP		Behind			<b>14.896</b>	
Best Time	<b>4:54.803</b>	Best Speed	<b>109.489</b>	On	<b>2</b>	Gp	<b>a</b>

Lap	Elapsed Time	Lap Time	Lap Speed
1	26:22.722	26:22.722	20.084
2	31:17.525	4:54.803	109.489
3	36:15.582	4:58.057	108.293

### **20** 36 Christian ELKIN

	NWSSP		Behind			<b>15.886</b>	
Best Time	<b>4:55.793</b>	Best Speed	<b>109.122</b>	On	<b>5</b>	Gp	<b>a</b>

Lap	Elapsed Time	Lap Time	Lap Speed
1	7:13.539	7:13.539	73.322
2	12:23.489	5:09.950	104.138
3	17:22.585	4:59.096	107.917
4	22:19.858	4:57.273	108.579
5	27:15.651	4:55.793	109.122
6	32:24.768	5:09.117	104.419

### **21** 115 Roger MAHER

	NWSSP		Behind			<b>15.975</b>	
Best Time	<b>4:55.882</b>	Best Speed	<b>109.089</b>	On	<b>4</b>	Gp	<b>a</b>

Lap	Elapsed Time	Lap Time	Lap Speed
1	7:24.249	7:24.249	71.554
2	12:24.179	4:59.930	107.617
3	17:21.992	4:57.813	108.382
4	22:17.874	4:55.882	109.089
5	27:14.700	4:56.826	108.742
6	42:26.112	15:11.412	35.415

### **22** 34 James McBRIDE

	NWSSP		Behind			<b>16.168</b>	
Best Time	<b>4:56.075</b>	Best Speed	<b>109.018</b>	On	<b>4</b>	Gp	<b>a</b>

Lap	Elapsed Time	Lap Time	Lap Speed
1	6:13.891	6:13.891	85.019
2	11:14.041	5:00.150	107.538
3	16:10.729	4:56.688	108.793
4	21:06.804	4:56.075	109.018
5	26:04.390	4:57.586	108.465
6	36:35.601	10:31.211	51.136

Supersport

### Qualifying Classification

Position

<b>23</b>	<b>71 Davy MORGAN</b>						
	NWSSP		Behind			<b>16.226</b>	
Best Time	<b>4:56.133</b>	Best Speed	<b>108.997</b>	On	<b>3</b>	Gp	<b>a</b>

Lap	Elapsed Time	Lap Time	Lap Speed
1	5:47.096	5:47.096	91.583
2	10:47.072	4:59.976	107.601
3	15:43.205	4:56.133	108.997
4	20:45.073	5:01.868	106.926

### **24** 61 Phil STEWART

	NWSSP		Behind			<b>16.412</b>	
Best Time	<b>4:56.319</b>	Best Speed	<b>108.929</b>	On	<b>4</b>	Gp	<b>a</b>

Lap	Elapsed Time	Lap Time	Lap Speed
1	7:18.315	7:18.315	72.523
2	18:04.493	10:46.178	49.952
3	23:03.375	4:58.882	107.994
4	27:59.694	4:56.319	108.929
5	33:10.098	5:10.404	103.986

### **25** 39 Stefano BONETTI

	NWSSP		Behind			<b>18.523</b>	
Best Time	<b>4:58.430</b>	Best Speed	<b>108.158</b>	On	<b>4</b>	Gp	<b>a</b>

Lap	Elapsed Time	Lap Time	Lap Speed
1	7:02.911	7:02.911	75.165
2	13:23.845	6:20.934	84.733
3	18:26.004	5:02.159	106.823
4	23:24.434	4:58.430	108.158
5	28:24.290	4:59.856	107.644
6	33:25.032	5:00.742	107.327
7	38:30.457	5:05.425	105.681

### **26** 13 Jay BELLERS-SMITH

	NWSSP		Behind			<b>19.572</b>	
Best Time	<b>4:59.479</b>	Best Speed	<b>107.779</b>	On	<b>5</b>	Gp	<b>a</b>

Lap	Elapsed Time	Lap Time	Lap Speed
1	6:45.175	6:45.175	78.455
2	11:57.451	5:12.276	103.362
3	17:03.284	5:05.833	105.540
4	22:04.764	5:01.480	107.064
5	27:04.243	4:59.479	107.779
6	33:07.314	6:03.071	88.902



# KENNEDY International NORTH WEST 200



## SUPERSPORT / SUPERSTOCK

### Qualifying Session Two

Thursday, 10 May 2007

## DETAILED RESULT

Supersport

### Qualifying Classification

Position

#### **27** 64 Paul DOBBS

NWSSP Behind **19.871**

Best Time **4:59.778** Best Speed **107.672** On **3** Gp **a**

Lap	Elapsed Time	Lap Time	Lap Speed
1	7:41.876	7:41.876	68.824
2	12:46.593	5:04.717	105.926
3	17:46.371	4:59.778	107.672
4	22:50.992	5:04.621	105.960
5	30:14.456	7:23.464	72.785

#### **28** 25 Chris PALMER

NWSSP Behind **20.080**

Best Time **4:59.987** Best Speed **107.597** On **2** Gp **a**

Lap	Elapsed Time	Lap Time	Lap Speed
1	6:30.931	6:30.931	81.314
2	11:30.918	4:59.987	107.597
3	19:02.344	7:31.426	71.501
4	24:04.714	5:02.370	106.749

#### **29** 87 Oliver LINSDELL

NWSSP Behind **20.665**

Best Time **5:00.572** Best Speed **107.387** On **4** Gp **a**

Lap	Elapsed Time	Lap Time	Lap Speed
1	8:00.140	8:00.140	66.206
2	13:08.424	5:08.284	104.701
3	18:10.639	5:02.215	106.803
4	23:11.211	5:00.572	107.387
5	28:13.615	5:02.404	106.737
6	33:24.730	5:11.115	103.748
7	38:35.310	5:10.580	103.927

#### **30** 100 James REDPATH

NWSSP Behind **21.274**

Best Time **5:01.181** Best Speed **107.170** On **3** Gp **a**

Lap	Elapsed Time	Lap Time	Lap Speed
1	7:46.082	7:46.082	68.203
2	12:49.142	5:03.060	106.506
3	17:50.323	5:01.181	107.170
4	23:03.053	5:12.730	103.212
5	28:07.844	5:04.791	105.901
6	33:46.413	5:38.569	95.335

Supersport

### Qualifying Classification

Position

#### **31** 56 Stephen OATES

NWSSP Behind **21.921**

Best Time **5:01.828** Best Speed **106.940** On **4** Gp **a**

Lap	Elapsed Time	Lap Time	Lap Speed
1	6:37.729	6:37.729	79.924
2	11:44.286	5:06.557	105.291
3	16:49.159	5:04.873	105.872
4	21:50.987	5:01.828	106.940
5	26:59.850	5:08.863	104.505

#### **32** 72 Frank SPENNER

NWSSP Behind **22.024**

Best Time **5:01.931** Best Speed **106.904** On **3** Gp **a**

Lap	Elapsed Time	Lap Time	Lap Speed
1	7:12.310	7:12.310	73.531
2	12:21.007	5:08.697	104.561
3	17:22.938	5:01.931	106.904
4	22:25.439	5:02.501	106.702
5	27:30.607	5:05.168	105.770
6	32:40.471	5:09.864	104.167
7	37:52.484	5:12.013	103.450

#### **33** 57 Damien MULLEADY

NWSSP Behind **22.039**

Best Time **5:01.946** Best Speed **106.899** On **3** Gp **a**

Lap	Elapsed Time	Lap Time	Lap Speed
1	7:49.839	7:49.839	67.657
2	12:59.879	5:10.040	104.108
3	18:01.825	5:01.946	106.899
4	23:06.555	5:04.730	105.922
5	33:14.659	10:08.104	53.079
6	38:23.719	5:09.060	104.438

#### **34** 63 Mark LUNNEY

NWSSP Behind **22.219**

Best Time **5:02.126** Best Speed **106.835** On **2** Gp **a**

Lap	Elapsed Time	Lap Time	Lap Speed
1	6:38.740	6:38.740	79.721
2	11:40.866	5:02.126	106.835
3	17:15.396	5:34.530	96.486
4	26:15.776	9:00.380	59.731
5	37:33.092	11:17.316	47.655

# KENNEDY International NORTH WEST 200



## SUPERSPORT / SUPERSTOCK

### Qualifying Session Two

Thursday, 10 May 2007

## DETAILED RESULT

Supersport

### Qualifying Classification

Position

**35** 96 Daniel JANSEN

NWSSP Behind 22.234

Best Time 5:02.141 Best Speed 106.830 On 4 Gp a

Lap	Elapsed Time	Lap Time	Lap Speed
1	8:01.845	8:01.845	65.971
2	13:17.780	5:15.935	102.165
3	18:33.538	5:15.758	102.223
4	23:35.679	5:02.141	106.830
5	28:54.903	5:19.224	101.113
6	36:47.649	7:52.746	68.277

**36** 54 Steve HENEGHAN

NWSSP Behind 22.361

Best Time 5:02.268 Best Speed 106.785 On 4 Gp a

Lap	Elapsed Time	Lap Time	Lap Speed
1	7:30.343	7:30.343	70.586
2	12:39.093	5:08.750	104.543
3	17:49.038	5:09.945	104.140
4	22:51.306	5:02.268	106.785
5	27:56.741	5:05.435	105.677
6	33:06.364	5:09.623	104.248
7	38:18.813	5:12.449	103.305

**37** 99 David MULLIGAN

NWSSP Behind 22.719

Best Time 5:02.626 Best Speed 106.658 On 4 Gp a

Lap	Elapsed Time	Lap Time	Lap Speed
1	7:31.350	7:31.350	70.429
2	12:43.079	5:11.729	103.544
3	17:47.812	5:04.733	105.921
4	22:50.438	5:02.626	106.658
5	28:01.822	5:11.384	103.659
6	33:18.439	5:16.617	101.945
7	38:44.079	5:25.640	99.121

**38** 91 Andrew NEILL

NWSSP Behind 22.739

Best Time 5:02.646 Best Speed 106.651 On 3 Gp a

Lap	Elapsed Time	Lap Time	Lap Speed
1	8:02.462	8:02.462	65.887
2	13:10.217	5:07.755	104.881
3	18:12.863	5:02.646	106.651
4	23:17.150	5:04.287	106.076
5	28:20.881	5:03.731	106.270
6	33:27.283	5:06.402	105.344
7	38:38.130	5:10.847	103.838

Supersport

### Qualifying Classification

Position

**39** 70 Victor GILMORE

NWSSP Behind 23.091

Best Time 5:02.998 Best Speed 106.527 On 4 Gp a

Lap	Elapsed Time	Lap Time	Lap Speed
1	7:24.035	7:24.035	71.589
2	12:27.711	5:03.676	106.290
3	22:37.134	10:09.423	52.964
4	27:40.132	5:02.998	106.527
5	32:44.448	5:04.316	106.066
6	39:50.422	7:05.974	75.774

**40** 47 Ryan McCAY

NWSSP Behind 23.770

Best Time 5:03.677 Best Speed 106.289 On 4 Gp a

Lap	Elapsed Time	Lap Time	Lap Speed
1	6:45.305	6:45.305	78.430
2	11:58.000	5:12.695	103.224
3	17:03.913	5:05.913	105.512
4	22:07.590	5:03.677	106.289
5	27:18.364	5:10.774	103.862
6	32:35.862	5:17.498	101.662

**41** 102 Tim POOLE

NWSSP Behind 25.095

Best Time 5:05.002 Best Speed 105.828 On 4 Gp a

Lap	Elapsed Time	Lap Time	Lap Speed
1	7:41.458	7:41.458	68.886
2	12:55.991	5:14.533	102.621
3	27:41.692	14:45.701	36.443
4	32:46.694	5:05.002	105.828
5	38:00.601	5:13.907	102.825

**42** 35 Trevor FERGUSON

NWSSP Behind 26.389

Best Time 5:06.296 Best Speed 105.380 On 2 Gp a

Lap	Elapsed Time	Lap Time	Lap Speed
1	12:26.309	12:26.309	42.594
2	17:32.605	5:06.296	105.380
3	22:47.795	5:15.190	102.407

# KENNEDY International NORTH WEST 200



## SUPERSPORT / SUPERSTOCK

### Qualifying Session Two

Thursday, 10 May 2007

## DETAILED RESULT

Supersport

### Qualifying Classification

Position

#### **43** 3 Michael RUTTER

NWSSP Behind 26.404

Best Time 5:06.311 Best Speed 105.375 On 4 Gp a

Lap	Elapsed Time	Lap Time	Lap Speed
1	5:34.310	5:34.310	95.085
2	10:43.547	5:09.237	104.378
3	24:17.648	13:34.101	39.648
4	29:23.959	5:06.311	105.375
5	37:50.413	8:26.454	63.733

#### **44** 11 Stuart EASTON

NWSSP Behind 26.857

Best Time 5:06.764 Best Speed 105.220 On 4 Gp a

Lap	Elapsed Time	Lap Time	Lap Speed
1	5:34.930	5:34.930	94.909
2	10:44.682	5:09.752	104.205
3	24:18.289	13:33.607	39.672
4	29:25.053	5:06.764	105.220
5	38:00.180	8:35.127	62.659

#### **45** 26 Dennis BOOTH

NWSSP Behind 28.449

Best Time 5:08.356 Best Speed 104.676 On 4 Gp a

Lap	Elapsed Time	Lap Time	Lap Speed
1	7:40.187	7:40.187	69.076
2	12:55.049	5:14.862	102.513
3	18:05.523	5:10.474	103.962
4	23:13.879	5:08.356	104.676
5	28:23.758	5:09.879	104.162
6	33:33.162	5:09.404	104.322
7	38:45.941	5:12.779	103.196

#### **46** 58 Maurice HOGG

NWSSP Behind 29.822

Best Time 5:09.729 Best Speed 104.212 On 4 Gp a

Lap	Elapsed Time	Lap Time	Lap Speed
1	7:29.997	7:29.997	70.640
2	12:41.789	5:11.792	103.523
3	17:52.782	5:10.993	103.789
4	23:02.511	5:09.729	104.212
5	28:13.417	5:10.906	103.818
6	33:30.462	5:17.045	101.808
7	38:45.788	5:15.326	102.363

Supersport

### Qualifying Classification

Position

#### **47** 40 Liam QUINN

NWSSP Behind 30.222

Best Time 5:10.129 Best Speed 104.078 On 3 Gp a

Lap	Elapsed Time	Lap Time	Lap Speed
1	13:51.160	13:51.160	38.245
2	19:02.867	5:11.707	103.551
3	24:12.996	5:10.129	104.078
4	29:37.012	5:24.016	99.617

#### **48** 50 James BRESLIN

NWSSP Behind 30.512

Best Time 5:10.419 Best Speed 103.981 On 4 Gp a

Lap	Elapsed Time	Lap Time	Lap Speed
1	7:51.214	7:51.214	67.460
2	13:07.561	5:16.347	102.032
3	18:18.678	5:11.117	103.747
4	23:29.097	5:10.419	103.981
5	28:51.054	5:21.957	100.254

#### **49** 92 Wayne KENNEDY

NWSSP Behind 30.513

Best Time 5:10.420 Best Speed 103.980 On 5 Gp a

Lap	Elapsed Time	Lap Time	Lap Speed
1	7:35.525	7:35.525	69.783
2	12:52.757	5:17.232	101.748
3	18:04.347	5:11.590	103.590
4	23:16.773	5:12.426	103.313
5	28:27.193	5:10.420	103.980
6	33:38.223	5:11.030	103.776
7	38:51.120	5:12.897	103.157

#### **50** 89 Trevor KEYS

NWSSP Behind 30.643

Best Time 5:10.550 Best Speed 103.937 On 3 Gp a

Lap	Elapsed Time	Lap Time	Lap Speed
1	7:37.693	7:37.693	69.453
2	12:54.610	5:16.917	101.849
3	18:05.160	5:10.550	103.937
4	23:28.268	5:23.108	99.897
5	28:48.502	5:20.234	100.794

# KENNEDY International NORTH WEST 200



## SUPERSPORT / SUPERSTOCK

### Qualifying Session Two

Thursday, 10 May 2007

## DETAILED RESULT

Supersport

### Qualifying Classification

Position

**51** 18 Michael DUNLOP

NWSSP Behind 31.469

Best Time 5:11.376 Best Speed 103.661 On 3 Gp a

Lap	Elapsed Time	Lap Time	Lap Speed
1	8:58.051	8:58.051	59.080
2	14:13.141	5:15.090	102.439
3	19:24.517	5:11.376	103.661

**52** 97 Lorenzo RIZZARDINI

NWSSP Behind 31.508

Best Time 5:11.415 Best Speed 103.648 On 4 Gp a

Lap	Elapsed Time	Lap Time	Lap Speed
1	7:16.460	7:16.460	72.831
2	12:38.880	5:22.420	100.110
3	17:55.044	5:16.164	102.091
4	23:06.459	5:11.415	103.648
5	28:19.686	5:13.227	103.049
6	33:31.547	5:11.861	103.500
7	38:50.802	5:19.255	101.103

**53** 74 Glenn WALKER

NWSSP Behind 31.934

Best Time 5:11.841 Best Speed 103.507 On 4 Gp a

Lap	Elapsed Time	Lap Time	Lap Speed
1	7:10.379	7:10.379	73.860
2	12:30.687	5:20.308	100.771
3	17:47.259	5:16.572	101.960
4	22:59.100	5:11.841	103.507
5	28:12.094	5:12.994	103.125
6	33:58.499	5:46.405	93.179
7	39:18.656	5:20.157	100.818

**54** 31 Paul CRANSTON

NWSSP Behind 32.620

Best Time 5:12.527 Best Speed 103.279 On 3 Gp a

Lap	Elapsed Time	Lap Time	Lap Speed
1	10:15.421	10:15.421	51.652
2	15:31.498	5:16.077	102.119
3	20:44.025	5:12.527	103.279
4	25:58.886	5:14.861	102.514
5	36:32.664	10:33.778	50.929

Supersport

### Qualifying Classification

Position

**55** 81 Chris McGAHAN

NWSSP Behind 33.554

Best Time 5:13.461 Best Speed 102.972 On 2 Gp a

Lap	Elapsed Time	Lap Time	Lap Speed
1	8:06.764	8:06.764	65.305
2	13:20.225	5:13.461	102.972
3	18:35.346	5:15.121	102.429

**56** 76 Richard THERSBY

NWSSP Behind 33.849

Best Time 5:13.756 Best Speed 102.875 On 3 Gp a

Lap	Elapsed Time	Lap Time	Lap Speed
1	7:59.246	7:59.246	66.329
2	13:16.346	5:17.100	101.790
3	18:30.102	5:13.756	102.875
4	23:45.255	5:15.153	102.419
5	29:04.567	5:19.312	101.085
6	34:32.956	5:28.389	98.291
7	39:58.969	5:26.013	99.007

**57** 53 Rob BARBER

NWSSP Behind 35.259

Best Time 5:15.166 Best Speed 102.415 On 4 Gp a

Lap	Elapsed Time	Lap Time	Lap Speed
1	7:28.737	7:28.737	70.839
2	12:48.336	5:19.599	100.994
3	18:03.593	5:15.257	102.385
4	23:18.759	5:15.166	102.415
5	28:35.912	5:17.153	101.773
6	34:02.014	5:26.102	98.980

**58** 80 Phill ARCHER

NWSSP Behind 35.456

Best Time 5:15.363 Best Speed 102.351 On 3 Gp a

Lap	Elapsed Time	Lap Time	Lap Speed
1	7:32.929	7:32.929	70.183
2	12:57.293	5:24.364	99.510
3	18:12.656	5:15.363	102.351
4	23:35.566	5:22.910	99.959

# KENNEDY International NORTH WEST 200



## SUPERSPORT / SUPERSTOCK

### Qualifying Session Two

Thursday, 10 May 2007

## DETAILED RESULT

Supersport

### Qualifying Classification

Position

**59** **62 Ricky IANSON**

NWSSP Behind **36.114**

Best Time **5:16.021** Best Speed **102.138** On **4** Gp **a**

Lap	Elapsed Time	Lap Time	Lap Speed
1	8:13.743	8:13.743	64.382
2	13:30.426	5:16.683	101.924
3	18:47.075	5:16.649	101.935
4	24:03.096	5:16.021	102.138
5	29:21.563	5:18.467	101.353
6	34:38.388	5:16.825	101.878
7	39:55.323	5:16.935	101.843

**60** **66 David TAYLOR**

NWSSP Behind **36.279**

Best Time **5:16.186** Best Speed **102.084** On **2** Gp **a**

Lap	Elapsed Time	Lap Time	Lap Speed
1	7:18.997	7:18.997	72.411
2	12:35.183	5:16.186	102.084
3	17:52.449	5:17.266	101.737

**61** **88 Alan OVERSBY**

NWSSP Behind **36.346**

Best Time **5:16.253** Best Speed **102.063** On **4** Gp **a**

Lap	Elapsed Time	Lap Time	Lap Speed
1	7:49.609	7:49.609	67.690
2	13:09.369	5:19.760	100.943
3	18:25.673	5:16.304	102.046
4	23:41.926	5:16.253	102.063
5	29:01.511	5:19.585	100.998
6	34:28.914	5:27.403	98.587
7	39:52.196	5:23.282	99.843

**62** **67 Herbie RONAN**

NWSSP Behind **39.008**

Best Time **5:18.915** Best Speed **101.211** On **5** Gp **a**

Lap	Elapsed Time	Lap Time	Lap Speed
1	8:11.401	8:11.401	64.689
2	13:36.363	5:24.962	99.327
3	18:59.299	5:22.936	99.950
4	24:21.653	5:22.354	100.131
5	29:40.568	5:18.915	101.211
6	35:07.820	5:27.252	98.632

Supersport

### Qualifying Classification

Position

**63** **79 Sandy BERWICK**

NWSSP Behind **39.232**

Best Time **5:19.139** Best Speed **101.140** On **4** Gp **a**

Lap	Elapsed Time	Lap Time	Lap Speed
1	8:25.118	8:25.118	62.932
2	13:58.854	5:33.736	96.716
3	19:21.293	5:22.439	100.105
4	24:40.432	5:19.139	101.140
5	30:11.677	5:31.245	97.443

**64** **65 Kevin STROWGER**

NWSSP Behind **39.892**

Best Time **5:19.799** Best Speed **100.931** On **4** Gp **a**

Lap	Elapsed Time	Lap Time	Lap Speed
1	9:38.635	9:38.635	54.936
2	16:38.198	6:59.563	76.931
3	22:00.438	5:22.240	100.166
4	27:20.237	5:19.799	100.931
5	36:05.529	8:45.292	61.447
6	41:33.181	5:27.652	98.512

**65** **51 Paul LENNON**

NWSSP Behind **40.411**

Best Time **5:20.318** Best Speed **100.767** On **7** Gp **a**

Lap	Elapsed Time	Lap Time	Lap Speed
1	7:52.215	7:52.215	67.317
2	13:17.512	5:25.297	99.225
3	18:39.955	5:22.443	100.103
4	24:02.605	5:22.650	100.039
5	29:26.011	5:23.406	99.805
6	34:47.710	5:21.699	100.335
7	40:08.028	5:20.318	100.767

**66** **60 Johnny McCAY**

NWSSP Behind **43.846**

Best Time **5:23.753** Best Speed **99.698** On **3** Gp **a**

Lap	Elapsed Time	Lap Time	Lap Speed
1	8:15.018	8:15.018	64.216
2	13:40.163	5:25.145	99.271
3	19:03.916	5:23.753	99.698



# KENNEDY International NORTH WEST 200



## SUPERSPORT / SUPERSTOCK

### Qualifying Session Two

Thursday, 10 May 2007

## DETAILED RESULT

Supersport

### Qualifying Classification

Position

#### 67 30 Carl HOOPER

NWSSP Behind 44.521

Best Time 5:24.428 Best Speed 99.491 On 3 Gp a

Lap	Elapsed Time	Lap Time	Lap Speed
1	7:57.881	7:57.881	66.519
2	13:23.620	5:25.739	99.090
3	18:48.048	5:24.428	99.491

#### 68 15 Anita BUXTON

NWSSP Behind 47.799

Best Time 5:27.706 Best Speed 98.496 On 3 Gp a

Lap	Elapsed Time	Lap Time	Lap Speed
1	8:31.288	8:31.288	62.172
2	14:00.256	5:28.968	98.118
3	19:27.962	5:27.706	98.496
4	25:00.118	5:32.156	97.176
5	41:15.368	16:15.250	33.097

### Non Qualifiers

Position

#### 41 Dan STEWART

NWSSP Behind 21.327

Best Time 4:59.565 Best Speed 107.748 On 2 Gp a

Lap	Elapsed Time	Lap Time	Lap Speed
1	7:25.169	7:25.169	71.407
2	12:24.734	4:59.565	107.748

#### 14 Jimmy MOORE

NWSSP Behind 26.531

Best Time 5:04.769 Best Speed 105.908 On 3 Gp a

Lap	Elapsed Time	Lap Time	Lap Speed
1	25:38.243	25:38.243	20.665
2	33:31.856	7:53.613	68.152
3	38:36.625	5:04.769	105.908

#### 42 Mark PARRETT

NWSSP Behind 29.238

Best Time 5:07.476 Best Speed 104.976 On 2 Gp a

Lap	Elapsed Time	Lap Time	Lap Speed
1	23:42.433	23:42.433	22.348
2	28:49.909	5:07.476	104.976

Supersport

### Non Qualifiers

Position

#### 23 Michael WEYNAND

NWSSP Behind 36.258

Best Time 5:14.496 Best Speed 102.633 On 2 Gp a

Lap	Elapsed Time	Lap Time	Lap Speed
1	33:10.854	33:10.854	15.967
2	38:25.350	5:14.496	102.633

#### 75 Paul GARTLAND

NWSSP Behind 43.006

Best Time 5:21.244 Best Speed 100.477 On 2 Gp a

Lap	Elapsed Time	Lap Time	Lap Speed
1	29:09.382	29:09.382	18.171
2	34:30.626	5:21.244	100.477

#### 90 Anthony McCOLGAN

NWSSP Behind 43.834

Best Time 5:22.072 Best Speed 100.219 On 3 Gp a

Lap	Elapsed Time	Lap Time	Lap Speed
1	7:17.766	7:17.766	72.614
2	22:11.833	14:54.067	36.102
3	27:33.905	5:22.072	100.219

#### 43 Keith COSTELLO

NWSSP Behind 44.150

Best Time 5:22.388 Best Speed 100.120 On 3 Gp a

Lap	Elapsed Time	Lap Time	Lap Speed
1	7:47.915	7:47.915	67.935
2	19:02.290	11:14.375	47.863
3	24:24.678	5:22.388	100.120

#### 95 Phil HARVEY

NWSSP Behind 46.422

Best Time 5:24.660 Best Speed 99.420 On 2 Gp a

Lap	Elapsed Time	Lap Time	Lap Speed
1	7:39.654	7:39.654	69.156
2	13:04.314	5:24.660	99.420

#### 33 Mark BUCKLEY


NWSSP Behind 1:31.246

Best Time 6:09.484 Best Speed 87.359 On 1 Gp a

Lap	Elapsed Time	Lap Time	Lap Speed
1	6:09.484	6:09.484	86.033
2	14:00.698	7:51.214	68.499

Pos	Class	No	Name	-----Best Time / Qual Laps-----			Overall Best Time / Speed / Total Qual Laps			
				Session A		Session B				
<b>Qualifying Classification</b>										
1	NWSSP	5	Bruce ANSTEY	4:36.677	4	4:40.678	3	4:36.677	116.662	7
2	NWSSP	8	Guy MARTIN	4:44.464	5	4:39.907	5	4:39.907	115.315	10
3	NWSSP	101	Steve PLATER	4:41.695	3	4:50.283	4	4:41.695	114.584	7
4	NWSSP	86	Cameron DONALD	4:41.700	3	4:50.202	3	4:41.700	114.581	6
5	NWSSP	24	Keith AMOR	4:41.924	4	4:54.688	2	4:41.924	114.490	6
6	NWSSP	4	John McGUINNESS	4:43.489	5	4:47.988	5	4:43.489	113.858	10
7	NWSSP	9	Alastair SEELEY	4:43.862	6	4:47.339	6	4:43.862	113.709	12
8	NWSSP	6	Ian LOUGHER	4:44.764	5	4:51.530	2	4:44.764	113.349	7
9	NWSSP	10	Raymond PORTER	4:45.258	7	4:54.803	2	4:45.258	113.152	9
10	NWSSP	49	Conor CUMMINS	4:45.579	3	4:52.391	3	4:45.579	113.025	6
11	NWSSP	3	Michael RUTTER	4:46.395	5	5:06.311	3	4:46.395	112.703	8
12	NWSSP	11	Stuart EASTON	4:49.662	4	5:06.764	3	4:49.662	111.432	7
13	NWSSP	1	Ian HUTCHINSON	4:49.670	5	4:50.913	4	4:49.670	111.429	9
14	NWSSP	20	Denver ROBB	5:19.773	1	4:49.962	5	4:49.962	111.317	6
15	NWSSP	44	Barry DAVIDSON	4:50.487	5	4:53.656	4	4:50.487	111.115	9
16	NWSSP	22	Nigel BEATTIE	4:50.637	2	4:53.580	2	4:50.637	111.058	4
17	NWSSP	46	Adrian McFARLAND	4:51.408	3	4:50.814	4	4:50.814	110.991	7
18	NWSSP	7	Ryan FARQUHAR	4:51.806	3	4:52.872	2	4:51.806	110.613	5
19	NWSSP	2	Adrian ARCHIBALD	5:12.138	1	4:51.949	4	4:51.949	110.559	5
20	NWSSP	25	Chris PALMER	4:52.160	5	4:59.987	2	4:52.160	110.479	7
21	NWSSP	78	John WALSH	4:52.354	1	4:52.958	3	4:52.354	110.406	4
22	NWSSP	93	Callum RAMSAY	4:52.648	2	4:54.539	3	4:52.648	110.295	5
23	NWSSP	14	Jimmy MOORE	4:54.587	4	5:04.769	1	4:54.587	109.569	5
24	NWSSP	42	Mark PARRETT	4:55.170	5	5:07.476	1	4:55.170	109.353	6
25	NWSSP	115	Roger MAHER	4:55.283	1	4:55.882	4	4:55.283	109.311	5
26	NWSSP	61	Phil STEWART	4:55.309	5	4:56.319	3	4:55.309	109.301	8
27	NWSSP	36	Christian ELKIN	5:21.162	1	4:55.793	5	4:55.793	109.122	6
28	NWSSP	34	James McBRIDE	5:20.190	1	4:56.075	4	4:56.075	109.018	5
29	NWSSP	71	Davy MORGAN	4:59.258	3	4:56.133	3	4:56.133	108.997	6
30	NWSSP	39	Stefano BONETTI	5:01.105	5	4:58.430	5	4:58.430	108.158	10
31	NWSSP	47	Ryan McCAY	4:58.922	5	5:03.677	5	4:58.922	107.980	10
32	NWSSP	91	Andrew NEILL	4:59.132	4	5:02.646	6	4:59.132	107.904	10
33	NWSSP	72	Frank SPENNER	4:59.193	3	5:01.931	6	4:59.193	107.882	9
34	NWSSP	13	Jay BELLERS-SMITH	5:07.989	4	4:59.479	4	4:59.479	107.779	8
35	NWSSP	64	Paul DOBBS	5:01.294	3	4:59.778	3	4:59.778	107.672	6
36	NWSSP	103	Dave MILLING	4:59.922	5	-----		4:59.922	107.620	5
37	NWSSP	35	Trevor FERGUSON	5:00.527	3	5:06.296	2	5:00.527	107.403	5
38	NWSSP	87	Oliver LINSDELL	5:01.654	6	5:00.572	6	5:00.572	107.387	12
39	NWSSP	100	James REDPATH	5:01.016	4	5:01.181	4	5:01.016	107.229	8
40	NWSSP	56	Stephen OATES	5:11.115	6	5:01.828	4	5:01.828	106.940	10
41	NWSSP	57	Damien MULLEADY	-----		5:01.946	4	5:01.946	106.899	4
42	NWSSP	63	Mark LUNNEY	5:02.660	4	5:02.126	2	5:02.126	106.835	6
43	NWSSP	96	Daniel JANSEN	15:46.015	0	5:02.141	4	5:02.141	106.830	4
44	NWSSP	54	Steve HENEGHAN	5:05.924	5	5:02.268	6	5:02.268	106.785	11
45	NWSSP	99	David MULLIGAN	5:05.956	4	5:02.626	6	5:02.626	106.658	10
46	NWSSP	32	Lee HILL	5:02.729	4	-----		5:02.729	106.622	4
47	NWSSP	70	Victor GILMORE	-----		5:02.998	3	5:02.998	106.527	3
48	NWSSP	90	Anthony McCOLGAN	5:04.697	5	5:22.072	1	5:04.697	105.933	6
49	NWSSP	102	Tim POOLE	-----		5:05.002	3	5:05.002	105.828	3
50	NWSSP	40	Liam QUINN	5:05.353	4	5:10.129	3	5:05.353	105.706	7

These Results are provisional and are subject to ratification by the Stewards of the Meeting.

Track	<b>The Triangle</b>	Signed	Organising Club	<b>Coleraine &amp; District Motor Club</b>
Length(miles)	<b>8.9660 Lap 1 (8.8300)</b>			
Weather		Chief Timekeeper		
Track		Issued At:		

**SUPERBIKE / SUPERSTOCK**  
**SUPERSPORT COMBINED QUALIFYING**  
**Thursday, 10 May 2007**




## Qualifying Classification

51	NWSSP	92	Wayne KENNEDY	5:05.454	6	5:10.420	6	5:05.454	105.671	12
52	NWSSP	58	Maurice HOGG	5:06.213	6	5:09.729	6	5:06.213	105.409	12
53	NWSSP	26	Dennis BOUTH	5:06.274	5	5:08.356	6	5:06.274	105.388	11
54	NWSSP	75	Paul GARTLAND	5:06.787	5	5:21.244	1	5:06.787	105.212	6
55	NWSSP	66	David TAYLOR	5:09.782	5	5:16.186	2	5:09.782	104.195	7
56	NWSSP	18	Michael DUNLOP	5:10.126	4	5:11.376	2	5:10.126	104.079	6
57	NWSSP	95	Phil HARVEY	5:10.416	5	5:24.660	1	5:10.416	103.982	6
58	NWSSP	50	James BRESLIN	5:23.040	4	5:10.419	4	5:10.419	103.981	8
59	NWSSP	89	Trevor KEYS	5:12.496	2	5:10.550	4	5:10.550	103.937	6
60	NWSSP	88	Alan OVERSBY	5:11.269	5	5:16.253	6	5:11.269	103.697	11
61	NWSSP	97	Lorenzo RIZZARDINI	5:13.949	2	5:11.415	6	5:11.415	103.648	8
62	NWSSP	74	Glenn WALKER	5:12.990	2	5:11.841	5	5:11.841	103.507	7
63	NWSSP	31	Paul CRANSTON	-----		5:12.527	3	5:12.527	103.279	3
64	NWSSP	62	Ricky IANSON	5:12.656	4	5:16.021	6	5:12.656	103.237	10
65	NWSSP	65	Kevin STROWGER	5:12.693	4	5:19.799	3	5:12.693	103.225	7
66	NWSSP	81	Chris McGAHAN	5:14.986	4	5:13.461	2	5:13.461	102.972	6
67	NWSSP	76	Richard THERSBY	5:50.747	0	5:13.756	6	5:13.756	102.875	6
68	NWSSP	51	Paul LENNON	5:14.441	5	5:20.318	6	5:14.441	102.651	11
69	NWSSP	53	Rob BARBER	5:15.235	4	5:15.166	5	5:15.166	102.415	9
70	NWSSP	80	Phill ARCHER	5:15.560	4	5:15.363	3	5:15.363	102.351	7
71	NWSSP	79	Sandy BERWICK	5:16.935	4	5:19.139	4	5:16.935	101.843	8
72	NWSSP	67	Herbie RONAN	5:41.684	0	5:18.915	5	5:18.915	101.211	5
73	NWSSP	60	Johnny McCAY	5:18.981	4	5:23.753	2	5:18.981	101.190	6
74	NWSSP	43	Keith COSTELLO	5:22.767	2	5:22.388	1	5:22.388	100.120	3
75	NWSSP	30	Carl HOOPER	5:25.848	3	5:24.428	2	5:24.428	99.491	5
76	NWSSP	15	Anita BUXTON	5:24.888	3	5:27.706	3	5:24.888	99.350	6

## Non Qualifiers

NWSSP	27	Maria COSTELLO	5:18.870	1	-----					1
NWSSP	73	Jeff WARD	5:38.204	0	-----					0
NWSSP	23	Michael WEYNAND	8:09.387	0	5:14.496	1				1
NWSSP	41	Dan STEWART	-----		4:59.565	1				1
NWSSP	33	Mark BUCKLEY	-----		6:09.484	0				0

These Results are provisional and are subject to ratification by the Stewards of the Meeting.

Track	<b>The Triangle</b>	Signed		Organising Club	<b>Coleraine &amp; District Motor Club</b>
Length(miles)	<b>8.9660 Lap 1 (8.8300)</b>		Chief Timekeeper		
Weather		Issued At:			
Track					



# KENNEDY International NORTH WEST 200

## SUPERSPORT


### Race 2 - Club SOI, Portrush Supersport Race

Saturday, 12 May 2007



Pos	Class	No	Name	Machine / Sponsor	Gp	Laps	Total Time	Behind	Speed	-----Best Lap-----		
										Time	Speed	On
<b>Race Classification</b>												
1	NWSSP	5	Bruce ANSTEY	Suzuki - Relentless Suzuki by TAS Racing	a	5	22:53.954		117.106	4:32.598	118.407	5
2	NWSSP	101	Steve PLATER	Yamaha - AIM Racing	a	5	22:54.167	0.213	117.088	4:33.038	118.217	5
3	NWSSP	8	Guy MARTIN	Honda - Hydrex Honda	a	5	23:06.947	12.993	116.009	4:37.045	116.507	3
4	NWSSP	4	John McGUINNESS	Honda - Padgetts of Batley	a	5	23:07.769	13.815	115.940	4:36.237	116.847	3
5	NWSSP	24	Keith AMOR	Honda - Wilson Craig/Uel Duncan Racing	a	5	23:08.271	14.317	115.898	4:36.549	116.716	4
6	NWSSP	6	Ian LOUGHER	Honda - Blackhorse Motorcycle Finance	a	5	23:08.407	14.453	115.887	4:36.846	116.590	4
7	NWSSP	1	Ian HUTCHINSON	Honda - HM Plant Honda	a	5	23:08.780	14.826	115.856	4:36.409	116.775	3
8	NWSSP	9	Alastair SEELEY	Kawasaki - William Watt Antrim	a	5	23:13.059	19.105	115.500	4:37.038	116.510	3
9	NWSSP	11	Stuart EASTON	Kawasaki - Isilon MSS Discovery Kawasaki	a	5	23:19.852	25.898	114.940	4:39.483	115.490	3
10	NWSSP	3	Michael RUTTER	Kawasaki - Isilon MSS Discovery Kawasaki	a	5	23:20.022	26.068	114.926	4:39.049	115.670	2
11	NWSSP	22	Nigel BEATTIE	Yamaha - JMF Team Millsport Racing	a	5	23:20.716	26.762	114.869	4:39.510	115.479	3
12	NWSSP	7	Ryan FARQUHAR	Kawasaki - Kenny Harker Racing	a	5	23:30.176	36.222	114.098	4:41.100	114.826	2
13	NWSSP	46	Adrian McFARLAND	Yamaha - Team Hardship Racing	a	5	23:45.856	51.902	112.843	4:43.909	113.690	2
14	NWSSP	25	Chris PALMER	Honda - Solway Slate & Tile Carlisle	a	5	23:46.027	52.073	112.830	4:44.050	113.634	4
15	NWSSP	20	Denver ROBB	Suzuki - Mar-Train Racing	a	5	23:53.032	59.078	112.278	4:45.112	113.210	2
16	NWSSP	14	Jimmy MOORE	Honda - Blackhorse Motorcycle Finance	a	5	23:54.071	1:00.117	112.197	4:42.983	114.062	5
17	NWSSP	44	Barry DAVIDSON	Honda - Maine Road Racing Club	a	5	23:56.458	1:02.504	112.011	4:46.361	112.716	2
18	NWSSP	36	Christian ELKIN	Honda - BBR Racing	b	5	24:01.025	1:07.071	111.656	4:47.480	112.278	4
19	NWSSP	61	Phil STEWART	Honda	b	5	24:01.316	1:07.362	111.633	4:47.698	112.193	5
20	NWSSP	34	James McBRIDE	Yamaha - Speedfreak Race Team	b	5	24:02.327	1:08.373	111.555	4:48.222	111.989	4
21	NWSSP	42	Mark PARRETT	Yamaha - Vixen Racing	a	5	24:02.873	1:08.919	111.513	4:46.338	112.726	4
22	NWSSP	78	John WALSH	Yamaha - Diamond Edge Racing	a	5	24:03.194	1:09.240	111.488	4:46.574	112.633	5
23	NWSSP	115	Roger MAHER	Yamaha - Back Racing / Specials Ireland	b	5	24:07.038	1:13.084	111.192	4:48.900	111.726	4
24	NWSSP	71	Davy MORGAN	Honda - AutoTech	b	5	24:07.250	1:13.296	111.175	4:48.950	111.707	4
25	NWSSP	72	Frank SPENNER	Yamaha - ADAC Hessen-Thuringen	b	5	24:13.417	1:19.463	110.704	4:49.601	111.455	2
26	NWSSP	57	Damien MULLEADY	Yamaha	b	5	24:15.885	1:21.931	110.516	4:49.267	111.584	4
27	NWSSP	39	Stefano BONETTI	Honda	b	5	24:16.458	1:22.504	110.472	4:48.596	111.844	4
28	NWSSP	35	Trevor FERGUSON	Triumph 675	b	5	24:17.857	1:23.903	110.366	4:49.866	111.354	5
29	NWSSP	47	Ryan McCAY	Triumph 675 - Absol Engineering	b	5	24:18.554	1:24.600	110.314	4:51.635	110.678	5
30	NWSSP	64	Paul DOBBS	Triumph 675 - Action Triumph/Custom	b	5	24:19.413	1:25.459	110.249	4:50.792	110.999	2
31	NWSSP	63	Mark LUNNEY	Honda - Philip Mullan Steel Fixing	b	5	24:28.296	1:34.342	109.582	4:50.572	111.083	3
32	NWSSP	91	Andrew NEILL	Yamaha - Moira MRC	b	5	24:31.536	1:37.582	109.340	4:52.458	110.367	3
33	NWSSP	32	Lee HILL	Yamaha	b	5	24:31.986	1:38.032	109.307	4:52.110	110.498	5
34	NWSSP	40	Liam QUINN	Yamaha - Team Racing	c	5	24:35.254	1:41.300	109.065	4:55.413	109.263	5
35	NWSSP	70	Victor GILMORE	Yamaha - T Lindsay Racing	b	5	24:37.218	1:43.264	108.920	4:52.424	110.379	3
36	NWSSP	99	David MULLIGAN	Yamaha	b	5	24:41.448	1:47.494	108.609	4:53.893	109.828	2
37	NWSSP	103	Dave MILLING	Honda	b	5	24:45.068	1:51.114	108.344	4:54.050	109.769	5
38	NWSSP	92	Wayne KENNEDY	Suzuki - Rainbow Amusements	c	5	24:45.244	1:51.290	108.331	4:55.725	109.147	4
39	NWSSP	96	Daniel JANSEN	Kawasaki	b	5	24:48.816	1:54.862	108.071	4:54.876	109.462	3
40	NWSSP	21	Stephen THOMPSON	Yamaha - T&R Motorsport	c	5	24:49.135	1:55.181	108.048	4:52.334	110.413	5
41	NWSSP	58	Maurice HOGG	Yamaha	c	5	24:51.419	1:57.465	107.883	4:56.880	108.723	2
42	NWSSP	81	Chris McGAHAN	Yamaha - Manx Glass & Glazing	c	5	25:05.696	2:11.742	106.860	4:58.833	108.012	3
43	NWSSP	90	Anthony McCOLGAN	Suzuki	b	5	25:08.883	2:14.929	106.634	5:00.752	107.323	5
44	NWSSP	76	Richard THERSBY	Suzuki - Slater Bikes	c	5	25:11.809	2:17.855	106.428	5:00.181	107.527	3
45	NWSSP	54	Steve HENEHAN	- HCL Yomoto Quattro Racing	b	5	25:14.023	2:20.069	106.272	4:59.586	107.741	5
46	NWSSP	53	Rob BARBER	Triumph 675 - PRB Racing.co.uk	c	5	25:14.847	2:20.893	106.214	5:01.459	107.071	4
47	NWSSP	43	Keith COSTELLO	Yamaha	c	5	25:16.150	2:22.196	106.123	5:00.703	107.340	5
48	NWSSP	31	Paul CRANSTON	Honda - P&J	c	5	25:20.193	2:26.239	105.841	5:02.470	106.713	5
49	NWSSP	26	Dennis BOOTH	Yamaha	c	5	25:21.628	2:27.674	105.741	5:03.761	106.260	3
50	NWSSP	97	Lorenzo RIZZARDINI	Kawasaki	c	5	25:21.946	2:27.992	105.719	5:01.778	106.958	4
51	NWSSP	74	Glenn WALKER	Kawasaki - D n D Motorcycles	c	5	25:23.605	2:29.651	105.604	5:01.449	107.075	5
52	NWSSP	66	David TAYLOR	Yamaha	c	5	25:30.735	2:36.781	105.112	5:05.569	105.631	2
53	NWSSP	67	Herbie RONAN	Honda	c	5	25:37.287	2:43.333	104.664	5:05.935	105.505	4
54	NWSSP	51	Paul LENNON	Kawasaki	c	5	25:45.230	2:51.276	104.126	5:05.535	105.643	4
55	NWSSP	80	Phill ARCHER	Triumph 675	c	5	25:47.925	2:53.971	103.945	5:07.968	104.808	3

These Results are provisional and are subject to ratification by the Stewards of the Meeting.

Track	<b>The Triangle</b>	Signed		Organising Club	<b>Coleraine &amp; District Motor C</b>
Length(miles)	<b>8.9660</b> Lap 1 (8.8300)		Chief Timekeeper	Warmup Started	
Weather	<b>Sunny</b>	Issued At:	13:02:44	Race Started	<b>12:33:20.679</b>
Track	<b>Dry</b>			Gp Time Diff - b	<b>36.99 / c 63.26</b>



# KENNEDY International NORTH WEST 200

## SUPERSPORT

### Race 2 - Club SOI, Portrush Supersport Race

Saturday, 12 May 2007



Pos	Class	No	Name	Machine / Sponsor	Gp	Laps	Total Time	Behind	Speed	-----Best Lap-----		
										Time	Speed	On
56	NWSSP	79	Sandy BERWICK	Suzuki	c	5	25:48.890	2:54.936	103.880	5:07.950	104.814	5
57	NWSSP	60	Johnny McCAY	Yamaha	c	5	25:49.759	2:55.805	103.822	5:07.698	104.900	3
58	NWSSP	15	Anita BUXTON	Suzuki - KP Zig Zag Racing	c	5	25:59.754	3:05.800	103.156	5:10.133	104.077	3
59	NWSSP	62	Ricky IANSON	Honda	c	5	26:07.205	3:13.251	102.666	5:06.075	105.457	4
60	NWSSP	50	James BRESLIN	Kawasaki	c	5	26:08.610	3:14.656	102.574	5:05.244	105.744	4


#### Fastest Lap / New Lap Record 118.407 mph (Previously 116.881 mph)

NWSSP	5	Bruce ANSTEY	Suzuki - Relentless Suzuki by TAS Racing	a						4:32.598	118.407	5
-------	---	--------------	--	---	--	--	--	--	--	----------	---------	---

#### Not Classified

DNF	NWSSP	49	Conor CUMMINS	Yamaha - JMF Team Millsport Racing	a	4	18:34.512	1 Lap	115.405	4:38.287	115.987	4
DNF	NWSSP	13	Jay BELLERS-SMITH	Yamaha	b	4	19:25.922	51.410	110.317	4:48.361	111.935	4
DNF	NWSSP	89	Trevor KEYS	Suzuki - McKinstry	c	4	19:40.577	1:06.065	108.947	4:54.849	109.472	2
DNF	NWSSP	100	James REDPATH	Yamaha - R&R Kitchens	b	4	19:41.858	1:07.346	108.829	4:54.042	109.772	2
DNF	NWSSP	2	Adrian ARCHIBALD	Suzuki - Relentless Suzuki by TAS Racing	a	3	14:24.524	2 Laps	111.441	4:42.875	114.106	2
DNF	NWSSP	87	Oliver LINSDELL	Triumph 675 - Flitwick Motorcycles	b	3	14:39.966	15.442	109.485	4:51.303	110.804	3
DNF	NWSSP	56	Stephen OATES	Suzuki - Hallett Aviation	b	3	14:58.511	33.987	107.225	4:54.020	109.780	2
DNF	NWSSP	75	Paul GARTLAND	Yamaha	c	3	15:12.405	47.881	105.593	5:05.918	105.511	2
DNF	NWSSP	30	Carl HOOPER	Honda - Lemonade Screen Print/Macc	c	2	10:38.046	3 Laps	100.409	5:19.313	101.085	2
DNF	NWSSP	86	Cameron DONALD	Honda - Wilson Craig/Uel Duncan Racing	a	1	4:37.450	4 Laps	114.572	4:37.450	114.572	1

These Results are provisional and are subject to ratification by the Stewards of the Meeting.

Track	<b>The Triangle</b>	Signed		Organising Club	<b>Coleraine &amp; District Motor C</b>
Length(miles)	<b>8.9660</b> Lap 1 (8.8300)		Chief Timekeeper	Warmup Started	
Weather	<b>Sunny</b>	Issued At:	13:02:44	Race Started	<b>12:33:20.679</b>
Track	<b>Dry</b>			Gp Time Diff - b 36.99 / c 63.26	





# KENNEDY International NORTH WEST 200



## SUPERSPORT

### Race 2 - Club SOI, Portrush Supersport Race

Saturday, 12 May 2007

## DETAILED RESULT

### Supersport

#### Race Classification

#### **1** 5 Bruce ANSTEY

Total Time **22:53.954** Avg Speed **117.106** Behind  
Best Time **4:32.598** Best Speed **118.407** On **5** Gp **a**

Lap	Elapsed Time	Lap Time	Lap Speed
1	4:32.700	4:32.700	116.568
2	9:08.529	4:35.829	117.020
3	13:45.818	4:37.289	116.404
4	18:21.356	4:35.538	117.144
5	22:53.954	4:32.598	118.407

#### **2** 101 Steve PLATER

Total Time **22:54.167** Avg Speed **117.088** Behind **0.213**  
Best Time **4:33.038** Best Speed **118.217** On **5** Gp **a**

Lap	Elapsed Time	Lap Time	Lap Speed
1	4:34.084	4:34.084	115.979
2	9:08.677	4:34.593	117.547
3	13:45.683	4:37.006	116.523
4	18:21.129	4:35.446	117.183
5	22:54.167	4:33.038	118.217

#### **3** 8 Guy MARTIN

Total Time **23:06.947** Avg Speed **116.009** Behind **12.993**  
Best Time **4:37.045** Best Speed **116.507** On **3** Gp **a**

Lap	Elapsed Time	Lap Time	Lap Speed
1	4:36.420	4:36.420	114.999
2	9:14.958	4:38.538	115.882
3	13:52.003	4:37.045	116.507
4	18:29.559	4:37.556	116.292
5	23:06.947	4:37.388	116.363

#### **4** 4 John McGUINNESS

Total Time **23:07.769** Avg Speed **115.940** Behind **13.815**  
Best Time **4:36.237** Best Speed **116.847** On **3** Gp **a**

Lap	Elapsed Time	Lap Time	Lap Speed
1	4:36.792	4:36.792	114.844
2	9:15.298	4:38.506	115.896
3	13:51.535	4:36.237	116.847
4	18:30.010	4:38.475	115.908
5	23:07.769	4:37.759	116.207

### Supersport

#### Race Classification

#### **5** 24 Keith AMOR

Total Time **23:08.271** Avg Speed **115.898** Behind **14.317**  
Best Time **4:36.549** Best Speed **116.716** On **4** Gp **a**

Lap	Elapsed Time	Lap Time	Lap Speed
1	4:38.717	4:38.717	114.051
2	9:17.335	4:38.618	115.849
3	13:54.050	4:36.715	116.646
4	18:30.599	4:36.549	116.716
5	23:08.271	4:37.672	116.244

#### **6** 6 Ian LOUGHER

Total Time **23:08.407** Avg Speed **115.887** Behind **14.453**  
Best Time **4:36.846** Best Speed **116.590** On **4** Gp **a**

Lap	Elapsed Time	Lap Time	Lap Speed
1	4:37.160	4:37.160	114.692
2	9:15.599	4:38.439	115.923
3	13:52.589	4:36.990	116.530
4	18:29.435	4:36.846	116.590
5	23:08.407	4:38.972	115.702

#### **7** 1 Ian HUTCHINSON

Total Time **23:08.780** Avg Speed **115.856** Behind **14.826**  
Best Time **4:36.409** Best Speed **116.775** On **3** Gp **a**

Lap	Elapsed Time	Lap Time	Lap Speed
1	4:38.214	4:38.214	114.257
2	9:16.943	4:38.729	115.803
3	13:53.352	4:36.409	116.775
4	18:30.341	4:36.989	116.530
5	23:08.780	4:38.439	115.923

#### **8** 9 Alastair SEELEY

Total Time **23:13.059** Avg Speed **115.500** Behind **19.105**  
Best Time **4:37.038** Best Speed **116.510** On **3** Gp **a**

Lap	Elapsed Time	Lap Time	Lap Speed
1	4:39.254	4:39.254	113.832
2	9:18.044	4:38.790	115.777
3	13:55.082	4:37.038	116.510
4	18:34.144	4:39.062	115.665
5	23:13.059	4:38.915	115.726

# KENNEDY International NORTH WEST 200



## SUPERSPORT

### Race 2 - Club SOI, Portrush Supersport Race

Saturday, 12 May 2007

## DETAILED RESULT

### Supersport

#### Race Classification

#### 9 11 Stuart EASTON

Total Time **23:19.852** Avg Speed **114.940** Behind **25.898**  
Best Time **4:39.483** Best Speed **115.490** On **3** Gp **a**

Lap	Elapsed Time	Lap Time	Lap Speed
1	4:40.074	4:40.074	113.499
2	9:20.018	4:39.944	115.300
3	13:59.501	4:39.483	115.490
4	18:39.258	4:39.757	115.377
5	23:19.852	4:40.594	115.033

#### 10 3 Michael RUTTER

Total Time **23:20.022** Avg Speed **114.926** Behind **26.068**  
Best Time **4:39.049** Best Speed **115.670** On **2** Gp **a**

Lap	Elapsed Time	Lap Time	Lap Speed
1	4:41.448	4:41.448	112.944
2	9:20.497	4:39.049	115.670
3	13:59.908	4:39.411	115.520
4	18:39.756	4:39.848	115.340
5	23:20.022	4:40.266	115.168

#### 11 22 Nigel BEATTIE

Total Time **23:20.716** Avg Speed **114.869** Behind **26.762**  
Best Time **4:39.510** Best Speed **115.479** On **3** Gp **a**

Lap	Elapsed Time	Lap Time	Lap Speed
1	4:39.141	4:39.141	113.878
2	9:19.818	4:40.677	114.999
3	13:59.328	4:39.510	115.479
4	18:40.400	4:41.072	114.837
5	23:20.716	4:40.316	115.147

#### 12 7 Ryan FARQUHAR

Total Time **23:30.176** Avg Speed **114.098** Behind **36.222**  
Best Time **4:41.100** Best Speed **114.826** On **2** Gp **a**

Lap	Elapsed Time	Lap Time	Lap Speed
1	4:38.031	4:38.031	114.333
2	9:19.131	4:41.100	114.826
3	14:00.663	4:41.532	114.650
4	18:42.378	4:41.715	114.575
5	23:30.176	4:47.798	112.154

### Supersport

#### Race Classification

#### 13 46 Adrian McFARLAND

Total Time **23:45.856** Avg Speed **112.843** Behind **51.902**  
Best Time **4:43.909** Best Speed **113.690** On **2** Gp **a**

Lap	Elapsed Time	Lap Time	Lap Speed
1	4:45.343	4:45.343	111.403
2	9:29.252	4:43.909	113.690
3	14:13.577	4:44.325	113.524
4	18:59.808	4:46.231	112.768
5	23:45.856	4:46.048	112.840

#### 14 25 Chris PALMER

Total Time **23:46.027** Avg Speed **112.830** Behind **52.073**  
Best Time **4:44.050** Best Speed **113.634** On **4** Gp **a**

Lap	Elapsed Time	Lap Time	Lap Speed
1	4:44.453	4:44.453	111.751
2	9:30.310	4:45.857	112.915
3	14:15.155	4:44.845	113.316
4	18:59.205	4:44.050	113.634
5	23:46.027	4:46.822	112.535

#### 15 20 Denver ROBB

Total Time **23:53.032** Avg Speed **112.278** Behind **59.078**  
Best Time **4:45.112** Best Speed **113.210** On **2** Gp **a**

Lap	Elapsed Time	Lap Time	Lap Speed
1	4:44.738	4:44.738	111.639
2	9:29.850	4:45.112	113.210
3	14:17.118	4:47.268	112.361
4	19:04.917	4:47.799	112.153
5	23:53.032	4:48.115	112.030

#### 16 14 Jimmy MOORE

Total Time **23:54.071** Avg Speed **112.197** Behind **1:00.117**  
Best Time **4:42.983** Best Speed **114.062** On **5** Gp **a**

Lap	Elapsed Time	Lap Time	Lap Speed
1	4:53.247	4:53.247	108.400
2	9:39.823	4:46.576	112.632
3	14:25.728	4:45.905	112.896
4	19:11.088	4:45.360	113.112
5	23:54.071	4:42.983	114.062

# KENNEDY International NORTH WEST 200



## SUPERSPORT

### Race 2 - Club SOI, Portrush Supersport Race

Saturday, 12 May 2007

## DETAILED RESULT

### Supersport

#### Race Classification

#### 17 44 Barry DAVIDSON

Total Time **23:56.458** Avg Speed **112.011** Behind **1:02.504**  
Best Time **4:46.361** Best Speed **112.716** On **2** Gp **a**

Lap	Elapsed Time	Lap Time	Lap Speed
1	4:45.751	4:45.751	111.244
2	9:32.112	4:46.361	112.716
3	14:19.684	4:47.572	112.242
4	19:07.615	4:47.931	112.102
5	23:56.458	4:48.843	111.748

#### 18 36 Christian ELKIN

Total Time **24:01.025** Avg Speed **111.656** Behind **1:07.071**  
Best Time **4:47.480** Best Speed **112.278** On **4** Gp **b**

Lap	Elapsed Time	Lap Time	Lap Speed
1	4:47.681	4:47.681	110.497
2	9:36.090	4:48.409	111.916
3	14:25.893	4:49.803	111.378
4	19:13.373	4:47.480	112.278
5	24:01.025	4:47.652	112.211

#### 19 61 Phil STEWART

Total Time **24:01.316** Avg Speed **111.633** Behind **1:07.362**  
Best Time **4:47.698** Best Speed **112.193** On **5** Gp **b**

Lap	Elapsed Time	Lap Time	Lap Speed
1	4:44.192	4:44.192	111.854
2	9:33.200	4:49.008	111.684
3	14:23.690	4:50.490	111.114
4	19:13.618	4:49.928	111.330
5	24:01.316	4:47.698	112.193

#### 20 34 James McBRIDE

Total Time **24:02.327** Avg Speed **111.555** Behind **1:08.373**  
Best Time **4:48.222** Best Speed **111.989** On **4** Gp **b**

Lap	Elapsed Time	Lap Time	Lap Speed
1	4:48.249	4:48.249	110.280
2	9:37.448	4:49.199	111.610
3	14:25.747	4:48.299	111.959
4	19:13.969	4:48.222	111.989
5	24:02.327	4:48.358	111.936

### Supersport

#### Race Classification

#### 21 42 Mark PARRETT

Total Time **24:02.873** Avg Speed **111.513** Behind **1:08.919**  
Best Time **4:46.338** Best Speed **112.726** On **4** Gp **a**

Lap	Elapsed Time	Lap Time	Lap Speed
1	4:51.447	4:51.447	109.070
2	9:40.523	4:49.076	111.658
3	14:27.560	4:47.037	112.451
4	19:13.898	4:46.338	112.726
5	24:02.873	4:48.975	111.697

#### 22 78 John WALSH

Total Time **24:03.194** Avg Speed **111.488** Behind **1:09.240**  
Best Time **4:46.574** Best Speed **112.633** On **5** Gp **a**

Lap	Elapsed Time	Lap Time	Lap Speed
1	4:51.673	4:51.673	108.985
2	9:41.085	4:49.412	111.528
3	14:29.278	4:48.193	112.000
4	19:16.620	4:47.342	112.332
5	24:03.194	4:46.574	112.633

#### 23 115 Roger MAHER

Total Time **24:07.038** Avg Speed **111.192** Behind **1:13.084**  
Best Time **4:48.900** Best Speed **111.726** On **4** Gp **b**

Lap	Elapsed Time	Lap Time	Lap Speed
1	4:46.915	4:46.915	110.792
2	9:37.163	4:50.248	111.207
3	14:26.893	4:49.730	111.406
4	19:15.793	4:48.900	111.726
5	24:07.038	4:51.245	110.826

#### 24 71 Davy MORGAN

Total Time **24:07.250** Avg Speed **111.175** Behind **1:13.296**  
Best Time **4:48.950** Best Speed **111.707** On **4** Gp **b**

Lap	Elapsed Time	Lap Time	Lap Speed
1	4:48.363	4:48.363	110.236
2	9:37.746	4:49.383	111.539
3	14:27.096	4:49.350	111.552
4	19:16.046	4:48.950	111.707
5	24:07.250	4:51.204	110.842

# KENNEDY International NORTH WEST 200



## SUPERSPORT

### Race 2 - Club SOI, Portrush Supersport Race

Saturday, 12 May 2007

## DETAILED RESULT

### Supersport

#### Race Classification

**25** 72 Frank SPENNER

Total Time **24:13.417** Avg Speed **110.704** Behind **1:19.463**  
Best Time **4:49.601** Best Speed **111.455** On **2** Gp **b**

Lap	Elapsed Time	Lap Time	Lap Speed
1	4:50.357	4:50.357	109.479
2	9:39.958	4:49.601	111.455
3	14:32.195	4:52.237	110.450
4	19:22.113	4:49.918	111.334
5	24:13.417	4:51.304	110.804

**26** 57 Damien MULLEADY

Total Time **24:15.885** Avg Speed **110.516** Behind **1:21.931**  
Best Time **4:49.267** Best Speed **111.584** On **4** Gp **b**

Lap	Elapsed Time	Lap Time	Lap Speed
1	4:55.139	4:55.139	107.705
2	9:46.656	4:51.517	110.723
3	14:37.319	4:50.663	111.048
4	19:26.586	4:49.267	111.584
5	24:15.885	4:49.299	111.572

**27** 39 Stefano BONETTI

Total Time **24:16.458** Avg Speed **110.472** Behind **1:22.504**  
Best Time **4:48.596** Best Speed **111.844** On **4** Gp **b**

Lap	Elapsed Time	Lap Time	Lap Speed
1	4:48.008	4:48.008	110.372
2	9:46.442	4:58.434	108.157
3	14:36.424	4:49.982	111.309
4	19:25.020	4:48.596	111.844
5	24:16.458	4:51.438	110.753

**28** 35 Trevor FERGUSON

Total Time **24:17.857** Avg Speed **110.366** Behind **1:23.903**  
Best Time **4:49.866** Best Speed **111.354** On **5** Gp **b**

Lap	Elapsed Time	Lap Time	Lap Speed
1	4:51.148	4:51.148	109.182
2	9:43.984	4:52.836	110.224
3	14:34.936	4:50.952	110.938
4	19:27.991	4:53.055	110.142
5	24:17.857	4:49.866	111.354

### Supersport

#### Race Classification

**29** 47 Ryan McCAY

Total Time **24:18.554** Avg Speed **110.314** Behind **1:24.600**  
Best Time **4:51.635** Best Speed **110.678** On **5** Gp **b**

Lap	Elapsed Time	Lap Time	Lap Speed
1	4:49.157	4:49.157	109.933
2	9:42.428	4:53.271	110.061
3	14:34.130	4:51.702	110.653
4	19:26.919	4:52.789	110.242
5	24:18.554	4:51.635	110.678

**30** 64 Paul DOBBS

Total Time **24:19.413** Avg Speed **110.249** Behind **1:25.459**  
Best Time **4:50.792** Best Speed **110.999** On **2** Gp **b**

Lap	Elapsed Time	Lap Time	Lap Speed
1	4:49.597	4:49.597	109.766
2	9:40.389	4:50.792	110.999
3	14:32.649	4:52.260	110.441
4	19:27.308	4:54.659	109.542
5	24:19.413	4:52.105	110.500

**31** 63 Mark LUNNEY

Total Time **24:28.296** Avg Speed **109.582** Behind **1:34.342**  
Best Time **4:50.572** Best Speed **111.083** On **3** Gp **b**

Lap	Elapsed Time	Lap Time	Lap Speed
1	5:02.412	5:02.412	105.115
2	9:54.722	4:52.310	110.422
3	14:45.294	4:50.572	111.083
4	19:36.569	4:51.275	110.815
5	24:28.296	4:51.727	110.643

**32** 91 Andrew NEILL

Total Time **24:31.536** Avg Speed **109.340** Behind **1:37.582**  
Best Time **4:52.458** Best Speed **110.367** On **3** Gp **b**

Lap	Elapsed Time	Lap Time	Lap Speed
1	4:52.991	4:52.991	108.495
2	9:49.999	4:57.008	108.676
3	14:42.457	4:52.458	110.367
4	19:36.135	4:53.678	109.908
5	24:31.536	4:55.401	109.267

# KENNEDY International NORTH WEST 200



## SUPERSPORT

### Race 2 - Club SOI, Portrush Supersport Race

Saturday, 12 May 2007

## DETAILED RESULT

### Supersport

#### Race Classification

**33** 32 Lee HILL

Total Time **24:31.986** Avg Speed **109.307** Behind **1:38.032**  
Best Time **4:52.110** Best Speed **110.498** On **5** Gp **b**

Lap	Elapsed Time	Lap Time	Lap Speed
1	4:57.790	4:57.790	106.746
2	9:51.082	4:53.292	110.053
3	14:44.342	4:53.260	110.065
4	19:39.876	4:55.534	109.218
5	24:31.986	4:52.110	110.498

**34** 40 Liam QUINN

Total Time **24:35.254** Avg Speed **109.065** Behind **1:41.300**  
Best Time **4:55.413** Best Speed **109.263** On **5** Gp **c**

Lap	Elapsed Time	Lap Time	Lap Speed
1	4:51.472	4:51.472	109.060
2	9:47.038	4:55.566	109.206
3	14:43.041	4:56.003	109.045
4	19:39.841	4:56.800	108.752
5	24:35.254	4:55.413	109.263

**35** 70 Victor GILMORE

Total Time **24:37.218** Avg Speed **108.920** Behind **1:43.264**  
Best Time **4:52.424** Best Speed **110.379** On **3** Gp **b**

Lap	Elapsed Time	Lap Time	Lap Speed
1	5:02.919	5:02.919	104.939
2	9:56.514	4:53.595	109.939
3	14:48.938	4:52.424	110.379
4	19:43.403	4:54.465	109.614
5	24:37.218	4:53.815	109.857

**36** 99 David MULLIGAN

Total Time **24:41.448** Avg Speed **108.609** Behind **1:47.494**  
Best Time **4:53.893** Best Speed **109.828** On **2** Gp **b**

Lap	Elapsed Time	Lap Time	Lap Speed
1	4:57.951	4:57.951	106.689
2	9:51.844	4:53.893	109.828
3	14:47.231	4:55.387	109.272
4	19:45.435	4:58.204	108.240
5	24:41.448	4:56.013	109.041

### Supersport

#### Race Classification

**37** 103 Dave MILLING

Total Time **24:45.068** Avg Speed **108.344** Behind **1:51.114**  
Best Time **4:54.050** Best Speed **109.769** On **5** Gp **b**

Lap	Elapsed Time	Lap Time	Lap Speed
1	5:02.120	5:02.120	105.216
2	9:59.522	4:57.402	108.532
3	14:54.335	4:54.813	109.485
4	19:51.018	4:56.683	108.795
5	24:45.068	4:54.050	109.769

**38** 92 Wayne KENNEDY

Total Time **24:45.244** Avg Speed **108.331** Behind **1:51.290**  
Best Time **4:55.725** Best Speed **109.147** On **4** Gp **c**

Lap	Elapsed Time	Lap Time	Lap Speed
1	4:54.986	4:54.986	107.761
2	9:53.606	4:58.620	108.089
3	14:49.871	4:56.265	108.948
4	19:45.596	4:55.725	109.147
5	24:45.244	4:59.648	107.718

**39** 96 Daniel JANSEN

Total Time **24:48.816** Avg Speed **108.071** Behind **1:54.862**  
Best Time **4:54.876** Best Speed **109.462** On **3** Gp **b**

Lap	Elapsed Time	Lap Time	Lap Speed
1	5:00.664	5:00.664	105.726
2	9:59.896	4:59.232	107.868
3	14:54.772	4:54.876	109.462
4	19:51.322	4:56.550	108.844
5	24:48.816	4:57.494	108.498

**40** 21 Stephen THOMPSON

Total Time **24:49.135** Avg Speed **108.048** Behind **1:55.181**  
Best Time **4:52.334** Best Speed **110.413** On **5** Gp **c**

Lap	Elapsed Time	Lap Time	Lap Speed
1	5:09.884	5:09.884	102.580
2	10:07.813	4:57.929	108.340
3	15:03.892	4:56.079	109.017
4	19:56.801	4:52.909	110.197
5	24:49.135	4:52.334	110.413



# KENNEDY International NORTH WEST 200



## SUPERSPORT

### Race 2 - Club SOI, Portrush Supersport Race

Saturday, 12 May 2007

## DETAILED RESULT

### Supersport

#### Race Classification

**41** 58 Maurice HOGG

Total Time **24:51.419** Avg Speed **107.883** Behind **1:57.465**  
Best Time **4:56.880** Best Speed **108.723** On **2** Gp **c**

Lap	Elapsed Time	Lap Time	Lap Speed
1	4:53.626	4:53.626	108.260
2	9:50.506	4:56.880	108.723
3	14:49.210	4:58.704	108.059
4	19:47.912	4:58.702	108.060
5	24:51.419	5:03.507	106.349

**42** 81 Chris McGAHAN

Total Time **25:05.696** Avg Speed **106.860** Behind **2:11.742**  
Best Time **4:58.833** Best Speed **108.012** On **3** Gp **c**

Lap	Elapsed Time	Lap Time	Lap Speed
1	5:05.046	5:05.046	104.207
2	10:05.708	5:00.662	107.355
3	15:04.541	4:58.833	108.012
4	20:03.970	4:59.429	107.797
5	25:05.696	5:01.726	106.977

**43** 90 Anthony McCOLGAN

Total Time **25:08.883** Avg Speed **106.634** Behind **2:14.929**  
Best Time **5:00.752** Best Speed **107.323** On **5** Gp **b**

Lap	Elapsed Time	Lap Time	Lap Speed
1	5:00.264	5:00.264	105.867
2	10:02.312	5:02.048	106.862
3	15:04.272	5:01.960	106.894
4	20:08.131	5:03.859	106.226
5	25:08.883	5:00.752	107.323

**44** 76 Richard THERSBY

Total Time **25:11.809** Avg Speed **106.428** Behind **2:17.855**  
Best Time **5:00.181** Best Speed **107.527** On **3** Gp **c**

Lap	Elapsed Time	Lap Time	Lap Speed
1	5:08.306	5:08.306	103.105
2	10:10.868	5:02.562	106.681
3	15:11.049	5:00.181	107.527
4	20:11.588	5:00.539	107.399
5	25:11.809	5:00.221	107.513

### Supersport

#### Race Classification

**45** 54 Steve HENEGHAN

Total Time **25:14.023** Avg Speed **106.272** Behind **2:20.069**  
Best Time **4:59.586** Best Speed **107.741** On **5** Gp **b**

Lap	Elapsed Time	Lap Time	Lap Speed
1	5:10.908	5:10.908	102.242
2	10:12.462	5:01.554	107.038
3	15:14.141	5:01.679	106.993
4	20:14.437	5:00.296	107.486
5	25:14.023	4:59.586	107.741

**46** 53 Rob BARBER

Total Time **25:14.847** Avg Speed **106.214** Behind **2:20.893**  
Best Time **5:01.459** Best Speed **107.071** On **4** Gp **c**

Lap	Elapsed Time	Lap Time	Lap Speed
1	5:00.444	5:00.444	105.803
2	10:06.112	5:05.668	105.597
3	15:10.907	5:04.795	105.899
4	20:12.366	5:01.459	107.071
5	25:14.847	5:02.481	106.710

**47** 43 Keith COSTELLO

Total Time **25:16.150** Avg Speed **106.123** Behind **2:22.196**  
Best Time **5:00.703** Best Speed **107.340** On **5** Gp **c**

Lap	Elapsed Time	Lap Time	Lap Speed
1	5:05.737	5:05.737	103.972
2	10:11.553	5:05.816	105.546
3	15:13.668	5:02.115	106.839
4	20:15.447	5:01.779	106.958
5	25:16.150	5:00.703	107.340

**48** 31 Paul CRANSTON

Total Time **25:20.193** Avg Speed **105.841** Behind **2:26.239**  
Best Time **5:02.470** Best Speed **106.713** On **5** Gp **c**

Lap	Elapsed Time	Lap Time	Lap Speed
1	5:01.770	5:01.770	105.339
2	10:07.415	5:05.645	105.605
3	15:13.084	5:05.669	105.597
4	20:17.723	5:04.639	105.954
5	25:20.193	5:02.470	106.713

# KENNEDY International NORTH WEST 200



## SUPERSPORT

### Race 2 - Club SOI, Portrush Supersport Race

Saturday, 12 May 2007

## DETAILED RESULT

### Supersport

#### Race Classification

**49** 26 Dennis BOOTH

Total Time **25:21.628** Avg Speed **105.741** Behind **2:27.674**

Best Time **5:03.761** Best Speed **106.260** On **3** Gp **c**

Lap	Elapsed Time	Lap Time	Lap Speed
1	5:02.836	5:02.836	104.968
2	10:06.749	5:03.913	106.207
3	15:10.510	5:03.761	106.260
4	20:14.906	5:04.396	106.038
5	25:21.628	5:06.722	105.234

**50** 97 Lorenzo RIZZARDINI

Total Time **25:21.946** Avg Speed **105.719** Behind **2:27.992**

Best Time **5:01.778** Best Speed **106.958** On **4** Gp **c**

Lap	Elapsed Time	Lap Time	Lap Speed
1	5:06.236	5:06.236	103.802
2	10:10.691	5:04.455	106.018
3	15:14.202	5:03.511	106.347
4	20:15.980	5:01.778	106.958
5	25:21.946	5:05.966	105.494

**51** 74 Glenn WALKER

Total Time **25:23.605** Avg Speed **105.604** Behind **2:29.651**

Best Time **5:01.449** Best Speed **107.075** On **5** Gp **c**

Lap	Elapsed Time	Lap Time	Lap Speed
1	5:10.049	5:10.049	102.526
2	10:13.744	5:03.695	106.283
3	15:16.507	5:02.763	106.610
4	20:22.156	5:05.649	105.603
5	25:23.605	5:01.449	107.075

**52** 66 David TAYLOR

Total Time **25:30.735** Avg Speed **105.112** Behind **2:36.781**

Best Time **5:05.569** Best Speed **105.631** On **2** Gp **c**

Lap	Elapsed Time	Lap Time	Lap Speed
1	5:04.765	5:04.765	104.303
2	10:10.334	5:05.569	105.631
3	15:16.043	5:05.709	105.583
4	20:21.749	5:05.706	105.584
5	25:30.735	5:08.986	104.463

### Supersport

#### Race Classification

**53** 67 Herbie RONAN

Total Time **25:37.287** Avg Speed **104.664** Behind **2:43.333**

Best Time **5:05.935** Best Speed **105.505** On **4** Gp **c**

Lap	Elapsed Time	Lap Time	Lap Speed
1	5:07.006	5:07.006	103.542
2	10:13.407	5:06.401	105.344
3	15:20.750	5:07.343	105.021
4	20:26.685	5:05.935	105.505
5	25:37.287	5:10.602	103.919

**54** 51 Paul LENNON

Total Time **25:45.230** Avg Speed **104.126** Behind **2:51.276**

Best Time **5:05.535** Best Speed **105.643** On **4** Gp **c**

Lap	Elapsed Time	Lap Time	Lap Speed
1	5:16.374	5:16.374	100.476
2	10:24.767	5:08.393	104.664
3	15:31.881	5:07.114	105.100
4	20:37.416	5:05.535	105.643
5	25:45.230	5:07.814	104.861

**55** 80 Phill ARCHER

Total Time **25:47.925** Avg Speed **103.945** Behind **2:53.971**

Best Time **5:07.968** Best Speed **104.808** On **3** Gp **c**

Lap	Elapsed Time	Lap Time	Lap Speed
1	5:13.200	5:13.200	101.494
2	10:22.745	5:09.545	104.274
3	15:30.713	5:07.968	104.808
4	20:39.336	5:08.623	104.586
5	25:47.925	5:08.589	104.597

**56** 79 Sandy BERWICK

Total Time **25:48.890** Avg Speed **103.880** Behind **2:54.936**

Best Time **5:07.950** Best Speed **104.814** On **5** Gp **c**

Lap	Elapsed Time	Lap Time	Lap Speed
1	5:11.018	5:11.018	102.206
2	10:21.438	5:10.420	103.980
3	15:29.765	5:08.327	104.686
4	20:40.940	5:11.175	103.728
5	25:48.890	5:07.950	104.814

# KENNEDY International NORTH WEST 200



## SUPERSPORT

Race 2 - Club SOI, Portrush Supersport Race

Saturday, 12 May 2007

## DETAILED RESULT

### Supersport

#### Race Classification

#### **57** 60 Johnny McCAY

Total Time **25:49.759** Avg Speed **103.822** Behind **2:55.805**  
 Best Time **5:07.698** Best Speed **104.900** On **3** Gp **c**

Lap	Elapsed Time	Lap Time	Lap Speed
1	5:11.519	5:11.519	102.042
2	10:22.286	5:10.767	103.864
3	15:29.984	5:07.698	104.900
4	20:41.462	5:11.478	103.627
5	25:49.759	5:08.297	104.696

#### **58** 15 Anita BUXTON

Total Time **25:59.754** Avg Speed **103.156** Behind **3:05.800**  
 Best Time **5:10.133** Best Speed **104.077** On **3** Gp **c**

Lap	Elapsed Time	Lap Time	Lap Speed
1	5:15.760	5:15.760	100.671
2	10:27.595	5:11.835	103.509
3	15:37.728	5:10.133	104.077
4	20:48.544	5:10.816	103.848
5	25:59.754	5:11.210	103.716

#### **59** 62 Ricky IANSON

Total Time **26:07.205** Avg Speed **102.666** Behind **3:13.251**  
 Best Time **5:06.075** Best Speed **105.457** On **4** Gp **c**

Lap	Elapsed Time	Lap Time	Lap Speed
1	5:12.529	5:12.529	101.712
2	10:22.003	5:09.474	104.298
3	15:32.156	5:10.153	104.070
4	20:38.231	5:06.075	105.457
5	26:07.205	5:28.974	98.116

#### **60** 50 James BRESLIN

Total Time **26:08.610** Avg Speed **102.574** Behind **3:14.656**  
 Best Time **5:05.244** Best Speed **105.744** On **4** Gp **c**

Lap	Elapsed Time	Lap Time	Lap Speed
1	5:03.616	5:03.616	104.698
2	10:21.589	5:17.973	101.511
3	15:57.012	5:35.423	96.230
4	21:02.256	5:05.244	105.744
5	26:08.610	5:06.354	105.360

#### Not Classified

### Supersport

#### Not Classified

#### **DNF** 49 Conor CUMMINS

Total Time **18:34.512** Avg Speed **115.405** Behind **1 Lap**  
 Best Time **4:38.287** Best Speed **115.987** On **4** Gp **a**

Lap	Elapsed Time	Lap Time	Lap Speed
1	4:38.550	4:38.550	114.120
2	9:17.765	4:39.215	115.601
3	13:56.225	4:38.460	115.915
4	18:34.512	4:38.287	115.987

#### **DNF** 13 Jay BELLERS-SMITH

Total Time **19:25.922** Avg Speed **110.317** Behind **51.410**  
 Best Time **4:48.361** Best Speed **111.935** On **4** Gp **b**

Lap	Elapsed Time	Lap Time	Lap Speed
1	4:55.787	4:55.787	107.469
2	9:46.933	4:51.146	110.864
3	14:37.561	4:50.628	111.062
4	19:25.922	4:48.361	111.935

#### **DNF** 89 Trevor KEYS

Total Time **19:40.577** Avg Speed **108.947** Behind **1:06.065**  
 Best Time **4:54.849** Best Speed **109.472** On **2** Gp **c**

Lap	Elapsed Time	Lap Time	Lap Speed
1	4:53.009	4:53.009	108.488
2	9:47.858	4:54.849	109.472
3	14:44.305	4:56.447	108.882
4	19:40.577	4:56.272	108.946

#### **DNF** 100 James REDPATH

Total Time **19:41.858** Avg Speed **108.829** Behind **1:07.346**  
 Best Time **4:54.042** Best Speed **109.772** On **2** Gp **b**

Lap	Elapsed Time	Lap Time	Lap Speed
1	4:55.483	4:55.483	107.580
2	9:49.525	4:54.042	109.772
3	14:43.787	4:54.262	109.690
4	19:41.858	4:58.071	108.288

#### **DNF** 2 Adrian ARCHIBALD

Total Time **14:24.524** Avg Speed **111.441** Behind **2 Laps**  
 Best Time **4:42.875** Best Speed **114.106** On **2** Gp **a**

Lap	Elapsed Time	Lap Time	Lap Speed
1	4:43.124	4:43.124	112.276
2	9:25.999	4:42.875	114.106
3	14:24.524	4:58.525	108.124

# KENNEDY International NORTH WEST 200

## SUPERSPORT

Race 2 - Club SOI, Portrush Supersport Race

Saturday, 12 May 2007

## DETAILED RESULT



### Supersport

#### Not Classified

#### **DNF** 87 Oliver LINSDELL

Total Time **14:39.966** Avg Speed **109.485** Behind **15.442**

Best Time **4:51.303** Best Speed **110.804** On **3** Gp **b**

Lap	Elapsed Time	Lap Time	Lap Speed
1	4:56.464	4:56.464	107.224
2	9:48.663	4:52.199	110.464
3	14:39.966	4:51.303	110.804

#### **DNF** 56 Stephen OATES

Total Time **14:58.511** Avg Speed **107.225** Behind **33.987**

Best Time **4:54.020** Best Speed **109.780** On **2** Gp **b**

Lap	Elapsed Time	Lap Time	Lap Speed
1	4:52.162	4:52.162	108.803
2	9:46.182	4:54.020	109.780
3	14:58.511	5:12.329	103.345

#### **DNF** 75 Paul GARTLAND

Total Time **15:12.405** Avg Speed **105.593** Behind **47.881**

Best Time **5:05.918** Best Speed **105.511** On **2** Gp **c**

Lap	Elapsed Time	Lap Time	Lap Speed
1	4:59.527	4:59.527	106.127
2	10:05.445	5:05.918	105.511
3	15:12.405	5:06.960	105.152

#### **DNF** 30 Carl HOOPER

Total Time **10:38.046** Avg Speed **100.409** Behind **3 Laps**

Best Time **5:19.313** Best Speed **101.085** On **2** Gp **c**

Lap	Elapsed Time	Lap Time	Lap Speed
1	5:18.733	5:18.733	99.732
2	10:38.046	5:19.313	101.085

#### **DNF** 86 Cameron DONALD

Total Time **4:37.450** Avg Speed **114.572** Behind **4 Laps**

Best Time **4:37.450** Best Speed **114.572** On **1** Gp **a**

Lap	Elapsed Time	Lap Time	Lap Speed
1	4:37.450	4:37.450	114.572

# KENNEDY International NORTH WEST 200

## SUPERSPORT

### Race 2 - Club SOI, Portrush Supersport Race

## LAP CHART



1					1					2				
No	Name	G	Elapsed Time	Lap Time	No	Name	G	Elapsed Time	Lap Time	No	Name	G	Elapsed Time	Lap Time
5	Bruce ANSTEY	a	4:32.700	4:32.700	103	Dave MILLING	b	5:02.120	5:02.120	5	Bruce ANSTEY	a	9:08.529	4:35.829
101	Steve PLATER	a	4:34.084	4:34.084	63	Mark LUNNEY	b	5:02.412	5:02.412	101	Steve PLATER	a	9:08.677	4:34.593
8	Guy MARTIN	a	4:36.420	4:36.420	26	Dennis BOOTH	c	5:02.836	5:02.836	8	Guy MARTIN	a	9:14.958	4:38.538
4	John McGUINNESS	a	4:36.792	4:36.792	70	Victor GILMORE	b	5:02.919	5:02.919	4	John McGUINNESS	a	9:15.298	4:38.506
6	Ian LOUGHER	a	4:37.160	4:37.160	50	James BRESLIN	c	5:03.616	5:03.616	6	Ian LOUGHER	a	9:15.599	4:38.439
86	Cameron DONALD	a	4:37.450	4:37.450	66	David TAYLOR	c	5:04.765	5:04.765	1	Ian HUTCHINSON	a	9:16.943	4:38.729
7	Ryan FARQUHAR	a	4:38.031	4:38.031	81	Chris McGAHAN	c	5:05.046	5:05.046	24	Keith AMOR	a	9:17.335	4:38.618
1	Ian HUTCHINSON	a	4:38.214	4:38.214	43	Keith COSTELLO	c	5:05.737	5:05.737	49	Conor CUMMINS	a	9:17.765	4:39.215
49	Conor CUMMINS	a	4:38.550	4:38.550	97	Lorenzo RIZZARDINI	c	5:06.236	5:06.236	9	Alastair SEELEY	a	9:18.044	4:38.790
24	Keith AMOR	a	4:38.717	4:38.717	67	Herbie RONAN	c	5:07.006	5:07.006	7	Ryan FARQUHAR	a	9:19.131	4:41.100
22	Nigel BEATTIE	a	4:39.141	4:39.141	76	Richard THERSBY	c	5:08.306	5:08.306	22	Nigel BEATTIE	a	9:19.818	4:40.677
9	Alastair SEELEY	a	4:39.254	4:39.254	21	Stephen THOMPSON	c	5:09.884	5:09.884	11	Stuart EASTON	a	9:20.018	4:39.944
11	Stuart EASTON	a	4:40.074	4:40.074	74	Glenn WALKER	c	5:10.049	5:10.049	3	Michael RUTTER	a	9:20.497	4:39.049
3	Michael RUTTER	a	4:41.448	4:41.448	54	Steve HENEGHAN	b	5:10.908	5:10.908	2	Adrian ARCHIBALD	a	9:25.999	4:42.875
2	Adrian ARCHIBALD	a	4:43.124	4:43.124	79	Sandy BERWICK	c	5:11.018	5:11.018	46	Adrian McFARLAND	a	9:29.252	4:43.909
61	Phil STEWART	b	4:44.192	4:44.192	60	Johnny McCAY	c	5:11.519	5:11.519	20	Denver ROBB	a	9:29.850	4:45.112
25	Chris PALMER	a	4:44.453	4:44.453	62	Ricky IANSON	c	5:12.529	5:12.529	25	Chris PALMER	a	9:30.310	4:45.857
20	Denver ROBB	a	4:44.738	4:44.738	80	Phill ARCHER	c	5:13.200	5:13.200	44	Barry DAVIDSON	a	9:32.112	4:46.361
46	Adrian McFARLAND	a	4:45.343	4:45.343	15	Anita BUXTON	c	5:15.760	5:15.760	61	Phil STEWART	b	9:33.200	4:49.008
44	Barry DAVIDSON	a	4:45.751	4:45.751	51	Paul LENNON	c	5:16.374	5:16.374	36	Christian ELKIN	b	9:36.090	4:48.409
115	Roger MAHER	b	4:46.915	4:46.915	30	Carl HOOPER	c	5:18.733	5:18.733	115	Roger MAHER	b	9:37.163	4:50.248
36	Christian ELKIN	b	4:47.681	4:47.681						34	James McBRIDE	b	9:37.448	4:49.199
39	Stefano BONETTI	b	4:48.008	4:48.008						71	Davy MORGAN	b	9:37.746	4:49.383
34	James McBRIDE	b	4:48.249	4:48.249						14	Jimmy MOORE	a	9:39.823	4:46.576
71	Davy MORGAN	b	4:48.363	4:48.363						72	Frank SPENNER	b	9:39.958	4:49.601
47	Ryan McCAY	b	4:49.157	4:49.157						64	Paul DOBBS	b	9:40.389	4:50.792
64	Paul DOBBS	b	4:49.597	4:49.597						42	Mark PARRETT	a	9:40.523	4:49.076
72	Frank SPENNER	b	4:50.357	4:50.357						78	John WALSH	a	9:41.085	4:49.412
35	Trevor FERGUSON	b	4:51.148	4:51.148						47	Ryan McCAY	b	9:42.428	4:53.271
42	Mark PARRETT	a	4:51.447	4:51.447						35	Trevor FERGUSON	b	9:43.984	4:52.836
40	Liam QUINN	c	4:51.472	4:51.472						56	Stephen OATES	b	9:46.182	4:54.020
78	John WALSH	a	4:51.673	4:51.673						39	Stefano BONETTI	b	9:46.442	4:58.434
56	Stephen OATES	b	4:52.162	4:52.162						57	Damien MULLEADY	b	9:46.656	4:51.517
91	Andrew NEILL	b	4:52.991	4:52.991						13	Jay BELLERS-SMITH	b	9:46.933	4:51.146
89	Trevor KEYS	c	4:53.009	4:53.009						40	Liam QUINN	c	9:47.038	4:55.566
14	Jimmy MOORE	a	4:53.247	4:53.247						89	Trevor KEYS	c	9:47.858	4:54.849
58	Maurice HOGG	c	4:53.626	4:53.626						87	Oliver LINSDELL	b	9:48.663	4:52.199
92	Wayne KENNEDY	c	4:54.986	4:54.986						100	James REDPATH	b	9:49.525	4:54.042
57	Damien MULLEADY	b	4:55.139	4:55.139						91	Andrew NEILL	b	9:49.999	4:57.008
100	James REDPATH	b	4:55.483	4:55.483						58	Maurice HOGG	c	9:50.506	4:56.880
13	Jay BELLERS-SMITH	b	4:55.787	4:55.787						32	Lee HILL	b	9:51.082	4:53.292
87	Oliver LINSDELL	b	4:56.464	4:56.464						99	David MULLIGAN	b	9:51.844	4:53.893
32	Lee HILL	b	4:57.790	4:57.790						92	Wayne KENNEDY	c	9:53.606	4:58.620
99	David MULLIGAN	b	4:57.951	4:57.951						63	Mark LUNNEY	b	9:54.722	4:52.310
75	Paul GARTLAND	c	4:59.527	4:59.527						70	Victor GILMORE	b	9:56.514	4:53.595
90	Anthony McCOLGAN	b	5:00.264	5:00.264						103	Dave MILLING	b	9:59.522	4:57.402
53	Rob BARBER	c	5:00.444	5:00.444						96	Daniel JANSEN	b	9:59.896	4:59.232
96	Daniel JANSEN	b	5:00.664	5:00.664						90	Anthony McCOLGAN	b	10:02.312	5:02.048
31	Paul CRANSTON	c	5:01.770	5:01.770						75	Paul GARTLAND	c	10:05.445	5:05.918





# KENNEDY International NORTH WEST 200

## SUPERSPORT

### Race 2 - Club SOI, Portrush Supersport Race

## LAP CHART



2					3					3				
No	Name	G	Elapsed Time	Lap Time	No	Name	G	Elapsed Time	Lap Time	No	Name	G	Elapsed Time	Lap Time
81	Chris McGAHAN	c	10:05.708	5:00.662	101	Steve PLATER	a	13:45.683	4:37.006	81	Chris McGAHAN	c	15:04.541	4:58.833
53	Rob BARBER	c	10:06.112	5:05.668	5	Bruce ANSTEY	a	13:45.818	4:37.289	26	Dennis BOOTH	c	15:10.510	5:03.761
26	Dennis BOOTH	c	10:06.749	5:03.913	4	John McGUINNESS	a	13:51.535	4:36.237	53	Rob BARBER	c	15:10.907	5:04.795
31	Paul CRANSTON	c	10:07.415	5:05.645	8	Guy MARTIN	a	13:52.003	4:37.045	76	Richard THERSBY	c	15:11.049	5:00.181
21	Stephen THOMPSON	c	10:07.813	4:57.929	6	Ian LOUGHER	a	13:52.589	4:36.990	75	Paul GARTLAND	c	15:12.405	5:06.960
66	David TAYLOR	c	10:10.334	5:05.569	1	Ian HUTCHINSON	a	13:53.352	4:36.409	31	Paul CRANSTON	c	15:13.084	5:05.669
97	Lorenzo RIZZARDINI	c	10:10.691	5:04.455	24	Keith AMOR	a	13:54.050	4:36.715	43	Keith COSTELLO	c	15:13.668	5:02.115
76	Richard THERSBY	c	10:10.868	5:02.562	9	Alastair SEELEY	a	13:55.082	4:37.038	54	Steve HENEGHAN	b	15:14.141	5:01.679
43	Keith COSTELLO	c	10:11.553	5:05.816	49	Conor CUMMINS	a	13:56.225	4:38.460	97	Lorenzo RIZZARDINI	c	15:14.202	5:03.511
54	Steve HENEGHAN	b	10:12.462	5:01.554	22	Nigel BEATTIE	a	13:59.328	4:39.510	66	David TAYLOR	c	15:16.043	5:05.709
67	Herbie RONAN	c	10:13.407	5:06.401	11	Stuart EASTON	a	13:59.501	4:39.483	74	Glenn WALKER	c	15:16.507	5:02.763
74	Glenn WALKER	c	10:13.744	5:03.695	3	Michael RUTTER	a	13:59.908	4:39.411	67	Herbie RONAN	c	15:20.750	5:07.343
79	Sandy BERWICK	c	10:21.438	5:10.420	7	Ryan FARQUHAR	a	14:00.663	4:41.532	79	Sandy BERWICK	c	15:29.765	5:08.327
50	James BRESLIN	c	10:21.589	5:17.973	46	Adrian McFARLAND	a	14:13.577	4:44.325	60	Johnny McCAY	c	15:29.984	5:07.698
62	Ricky IANSON	c	10:22.003	5:09.474	25	Chris PALMER	a	14:15.155	4:44.845	80	Phill ARCHER	c	15:30.713	5:07.968
60	Johnny McCAY	c	10:22.286	5:10.767	20	Denver ROBB	a	14:17.118	4:47.268	51	Paul LENNON	c	15:31.881	5:07.114
80	Phill ARCHER	c	10:22.745	5:09.545	44	Barry DAVIDSON	a	14:19.684	4:47.572	62	Ricky IANSON	c	15:32.156	5:10.153
51	Paul LENNON	c	10:24.767	5:08.393	61	Phil STEWART	b	14:23.690	4:50.490	15	Anita BUXTON	c	15:37.728	5:10.133
15	Anita BUXTON	c	10:27.595	5:11.835	2	Adrian ARCHIBALD	a	14:24.524	4:58.525	50	James BRESLIN	c	15:57.012	5:35.423
30	Carl HOOPER	c	10:38.046	5:19.313	14	Jimmy MOORE	a	14:25.728	4:45.905					
					34	James McBRIDE	b	14:25.747	4:48.299					
					36	Christian ELKIN	b	14:25.893	4:49.803					
					115	Roger MAHER	b	14:26.893	4:49.730					
					71	Davy MORGAN	b	14:27.096	4:49.350					
					42	Mark PARRETT	a	14:27.560	4:47.037					
					78	John WALSH	a	14:29.278	4:48.193					
					72	Frank SPENNER	b	14:32.195	4:52.237					
					64	Paul DOBBS	b	14:32.649	4:52.260					
					47	Ryan McCAY	b	14:34.130	4:51.702					
					35	Trevor FERGUSON	b	14:34.936	4:50.952					
					39	Stefano BONETTI	b	14:36.424	4:49.982					
					57	Damien MULLEADY	b	14:37.319	4:50.663					
					13	Jay BELLERS-SMITH	b	14:37.561	4:50.628					
					87	Oliver LINSDELL	b	14:39.966	4:51.303					
					91	Andrew NEILL	b	14:42.457	4:52.458					
					40	Liam QUINN	c	14:43.041	4:56.003					
					100	James REDPATH	b	14:43.787	4:54.262					
					89	Trevor KEYS	c	14:44.305	4:56.447					
					32	Lee HILL	b	14:44.342	4:53.260					
					63	Mark LUNNEY	b	14:45.294	4:50.572					
					99	David MULLIGAN	b	14:47.231	4:55.387					
					70	Victor GILMORE	b	14:48.938	4:52.424					
					58	Maurice HOGG	c	14:49.210	4:58.704					
					92	Wayne KENNEDY	c	14:49.871	4:56.265					
					103	Dave MILLING	b	14:54.335	4:54.813					
					96	Daniel JANSEN	b	14:54.772	4:54.876					
					56	Stephen OATES	b	14:58.511	5:12.329					
					21	Stephen THOMPSON	c	15:03.892	4:56.079					
					90	Anthony McCOLGAN	b	15:04.272	5:01.960					



# KENNEDY International NORTH WEST 200

## SUPERSPORT

### Race 2 - Club SOI, Portrush Supersport Race

## LAP CHART



4					4					5				
No	Name	G	Elapsed Time	Lap Time	No	Name	G	Elapsed Time	Lap Time	No	Name	G	Elapsed Time	Lap Time
101	Steve PLATER	a	18:21.129	4:35.446	54	Steve HENEZHAN	b	20:14.437	5:00.296	5	Bruce ANSTEY	a	22:53.954	4:32.598
5	Bruce ANSTEY	a	18:21.356	4:35.538	26	Dennis BOOTH	c	20:14.906	5:04.396	101	Steve PLATER	a	22:54.167	4:33.038
6	Ian LOUGHER	a	18:29.435	4:36.846	43	Keith COSTELLO	c	20:15.447	5:01.779	8	Guy MARTIN	a	23:06.947	4:37.388
8	Guy MARTIN	a	18:29.559	4:37.556	97	Lorenzo RIZZARDINI	c	20:15.980	5:01.778	4	John McGUINNESS	a	23:07.769	4:37.759
4	John McGUINNESS	a	18:30.010	4:38.475	31	Paul CRANSTON	c	20:17.723	5:04.639	24	Keith AMOR	a	23:08.271	4:37.672
1	Ian HUTCHINSON	a	18:30.341	4:36.989	66	David TAYLOR	c	20:21.749	5:05.706	6	Ian LOUGHER	a	23:08.407	4:38.972
24	Keith AMOR	a	18:30.599	4:36.549	74	Glenn WALKER	c	20:22.156	5:05.649	1	Ian HUTCHINSON	a	23:08.780	4:38.439
9	Alastair SEELEY	a	18:34.144	4:39.062	67	Herbie RONAN	c	20:26.685	5:05.935	9	Alastair SEELEY	a	23:13.059	4:38.915
49	Conor CUMMINS	a	18:34.512	4:38.287	51	Paul LENNON	c	20:37.416	5:05.535	11	Stuart EASTON	a	23:19.852	4:40.594
11	Stuart EASTON	a	18:39.258	4:39.757	62	Ricky IANSON	c	20:38.231	5:06.075	3	Michael RUTTER	a	23:20.022	4:40.266
3	Michael RUTTER	a	18:39.756	4:39.848	80	Phill ARCHER	c	20:39.336	5:08.623	22	Nigel BEATTIE	a	23:20.716	4:40.316
22	Nigel BEATTIE	a	18:40.400	4:41.072	79	Sandy BERWICK	c	20:40.940	5:11.175	7	Ryan FARQUHAR	a	23:30.176	4:47.798
7	Ryan FARQUHAR	a	18:42.378	4:41.715	60	Johnny McCAY	c	20:41.462	5:11.478	46	Adrian McFARLAND	a	23:45.856	4:46.048
25	Chris PALMER	a	18:59.205	4:44.050	15	Anita BUXTON	c	20:48.544	5:10.816	25	Chris PALMER	a	23:46.027	4:46.822
46	Adrian McFARLAND	a	18:59.808	4:46.231	50	James BRESLIN	c	21:02.256	5:05.244	20	Denver ROBB	a	23:53.032	4:48.115
20	Denver ROBB	a	19:04.917	4:47.799						14	Jimmy MOORE	a	23:54.071	4:42.983
44	Barry DAVIDSON	a	19:07.615	4:47.931						44	Barry DAVIDSON	a	23:56.458	4:48.843
14	Jimmy MOORE	a	19:11.088	4:45.360						36	Christian ELKIN	b	24:01.025	4:47.652
36	Christian ELKIN	b	19:13.373	4:47.480						61	Phil STEWART	b	24:01.316	4:47.698
61	Phil STEWART	b	19:13.618	4:49.928						34	James McBRIDE	b	24:02.327	4:48.358
42	Mark PARRETT	a	19:13.898	4:46.338						42	Mark PARRETT	a	24:02.873	4:48.975
34	James McBRIDE	b	19:13.969	4:48.222						78	John WALSH	a	24:03.194	4:46.574
115	Roger MAHER	b	19:15.793	4:48.900						115	Roger MAHER	b	24:07.038	4:51.245
71	Davy MORGAN	b	19:16.046	4:48.950						71	Davy MORGAN	b	24:07.250	4:51.204
78	John WALSH	a	19:16.620	4:47.342						72	Frank SPENNER	b	24:13.417	4:51.304
72	Frank SPENNER	b	19:22.113	4:49.918						57	Damien MULLEADY	b	24:15.885	4:49.299
39	Stefano BONETTI	b	19:25.020	4:48.596						39	Stefano BONETTI	b	24:16.458	4:51.438
13	Jay BELLERS-SMITH	b	19:25.922	4:48.361						35	Trevor FERGUSON	b	24:17.857	4:49.866
57	Damien MULLEADY	b	19:26.586	4:49.267						47	Ryan McCAY	b	24:18.554	4:51.635
47	Ryan McCAY	b	19:26.919	4:52.789						64	Paul DOBBS	b	24:19.413	4:52.105
64	Paul DOBBS	b	19:27.308	4:54.659						63	Mark LUNNEY	b	24:28.296	4:51.727
35	Trevor FERGUSON	b	19:27.991	4:53.055						91	Andrew NEILL	b	24:31.536	4:55.401
91	Andrew NEILL	b	19:36.135	4:53.678						32	Lee HILL	b	24:31.986	4:52.110
63	Mark LUNNEY	b	19:36.569	4:51.275						40	Liam QUINN	c	24:35.254	4:55.413
40	Liam QUINN	c	19:39.841	4:56.800						70	Victor GILMORE	b	24:37.218	4:53.815
32	Lee HILL	b	19:39.876	4:55.534						99	David MULLIGAN	b	24:41.448	4:56.013
89	Trevor KEYS	c	19:40.577	4:56.272						103	Dave MILLING	b	24:45.068	4:54.050
100	James REDPATH	b	19:41.858	4:58.071						92	Wayne KENNEDY	c	24:45.244	4:59.648
70	Victor GILMORE	b	19:43.403	4:54.465						96	Daniel JANSEN	b	24:48.816	4:57.494
99	David MULLIGAN	b	19:45.435	4:58.204						21	Stephen THOMPSON	c	24:49.135	4:52.334
92	Wayne KENNEDY	c	19:45.596	4:55.725						58	Maurice HOGG	c	24:51.419	5:03.507
58	Maurice HOGG	c	19:47.912	4:58.702						81	Chris McGAHAN	c	25:05.696	5:01.726
103	Dave MILLING	b	19:51.018	4:56.683						90	Anthony McCOLGAN	b	25:08.883	5:00.752
96	Daniel JANSEN	b	19:51.322	4:56.550						76	Richard THERSBY	c	25:11.809	5:00.221
21	Stephen THOMPSON	c	19:56.801	4:52.909						54	Steve HENEZHAN	b	25:14.023	4:59.586
81	Chris McGAHAN	c	20:03.970	4:59.429						53	Rob BARBER	c	25:14.847	5:02.481
90	Anthony McCOLGAN	b	20:08.131	5:03.859						43	Keith COSTELLO	c	25:16.150	5:00.703
76	Richard THERSBY	c	20:11.588	5:00.539						31	Paul CRANSTON	c	25:20.193	5:02.470
53	Rob BARBER	c	20:12.366	5:01.459						26	Dennis BOOTH	c	25:21.628	5:06.722



# KENNEDY International NORTH WEST 200

## SUPERSPORT

### Race 2 - Club SOI, Portrush Supersport Race

## LAP CHART



5

No	Name	G	Elapsed Time	Lap Time
97	Lorenzo RIZZARDINI	c	25:21.946	5:05.966
74	Glenn WALKER	c	25:23.605	5:01.449
66	David TAYLOR	c	25:30.735	5:08.986
67	Herbie RONAN	c	25:37.287	5:10.602
51	Paul LENNON	c	25:45.230	5:07.814
80	Phill ARCHER	c	25:47.925	5:08.589
79	Sandy BERWICK	c	25:48.890	5:07.950
60	Johnny McCAY	c	25:49.759	5:08.297
15	Anita BUXTON	c	25:59.754	5:11.210
62	Ricky IANSON	c	26:07.205	5:28.974
50	James BRESLIN	c	26:08.610	5:06.354

